

Drupal Fundamentals

Concepts covered:

- Themes
- Fields
- Content types
- Regions
- Nodes
- Views
- Blocks
- Paragraphs

–

Webforms

It's hard to know where to start with breaking down the concepts because they are all so intertwined. This is an attempt to start with the larger concepts and move to smaller building blocks.

What is a theme?

A theme is a collection of template files and settings used for displaying content. Theme files consist of configuration files that establish what css and javascript files are used by the site, the regions where content can be displayed, and twig template files for to display pages.

Sites typically have a:

- base theme of agencytemplate, which establishes the common template shared by all agencies in Drupal
- agency-specific sub-theme which establishes elements custom to the agency
- an admin theme only used when logged in to Drupal to manage content

Access to theme files is generally only granted to a limited number of people, as the learning curve is steep and the possibility of error is high.

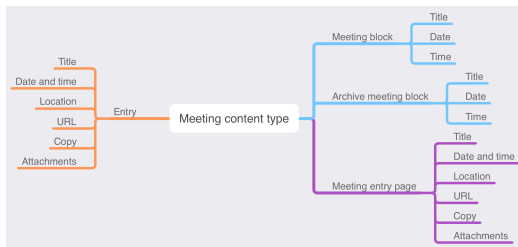
Theme directory

> css	Folder	-	9/6/22
> dmr.info.yml	YAML	1 KB	9/4/22
> dmr.libraries.yml	YAML	1 KB	9/6/22
> dmr.theme	data	4 KB	9/2/22
> images	Folder	-	7/18/22
> js	Folder	-	9/6/22
> templates	Folder	-	8/22/22
> block	Folder	-	9/2/22
> cards	Folder	-	12/13/21
> content	Folder	-	9/9/22
> datacards	Folder	-	12/13/21
> dataset	Folder	-	12/13/21
> field	Folder	-	9/2/22
> hero	Folder	-	12/13/21
> hero-page	Folder	-	8/22/22
> home	Folder	-	7/21/22
> large-feature	Folder	-	12/13/21
> layout	Folder	-	9/4/22
> minicards	Folder	-	12/13/21
> navigation	Folder	-	12/13/21
> region	Folder	-	8/20/22
> slideshow	Folder	-	12/13/21
> superfish	Folder	-	12/13/21
> views	Folder	-	8/30/22
> webforms	Folder	-	12/13/21

What are fields

Drupal uses structured data to input and display data.

Fields and views



Each content type (next) can have a custom set of fields unique to that kind of data. There are lots of different sorts of fields: body, title, date and time, image, taxonomy, paragraphs (upcoming!) meta tags, etc.

Fields can be set up to be input using standard text fields, pre-determined lists of choices, or widgets, such as a date popup. Field data is all stored in the Drupal database, though images and documents are handled somewhat differently: the file is uploaded to the Drupal server, and a link to the file is stored in the database.

What is a content type?

A content type is a structured collection of fields used for a specific type of content.

For example, a basic page may have only three fields: title, body, and right column.

A meeting content type may have those fields, but add fields for date, location, type of meeting, attachments, etc.

Content type list

Home > Administration > Structure > Content Types

Content types

+ Add content type

Name	Description	Operations
Basic page	Use this template, basic page, for your static content, such as an 'About us' page.	Manage fields
Home page	This content type is used only for the home page	Manage fields
Jump page	Use this when designing a page, such as a home page or a jump page, where you require the full screen width for content. Pages using this layout are built completely using paragraph blocks and can include full-width hero images and multi-column layouts.	Manage fields
Meeting	For adding meetings and events	Manage fields
News	Use for posting news	Manage fields
Plain text page	Use this page type to add content that would normally be added as a PDF or Word document. This template has no navigation, just a logo in the header and a footer with basic agency contact information.	Manage fields

Managing fields in a content type

Home > Administration > Structure > Content Types > Meeting

Manage fields

Edit Manage fields Manage form display Manage display Manage permissions Devel

+ Add field

Label	Machine name	Field type	Operations
Attachments	field_attachments	File	Edit
Body	body	Text (formatted, long, with summary)	Edit
Date	field_date	Smart date range	Edit
Location	field_location	Text (formatted, long)	Edit

Managing display

Home > Administration > Structure > Content Types > Meeting

Manage form display

Edit Manage fields Manage form display Manage display Manage permissions Devel

Content items can be edited using different form modes. Here, you can define which fields are shown and hidden when Meeting content is edited in each form mode, and define how the field form widgets are displayed in each form mode.

Show row weights

Field	Widget		
Title	Textfield	Textfield size: 60	⊖
Date	Smart Date inline range	Suppress extra, empty widget. Use modal for managing instances. Dates can recur: Daily, Weekly, Monthly, Annually	⊖
Location	Text area (multiple rows)	Number of rows: 5	⊖
Body	Text area with a summary	Number of rows: 8 Number of summary rows: 3	⊖
Attachments	File	Progress indicator: throbber	⊖

What is a region?

Regions are areas which content can be placed into. They are defined by the theme files.

Drupal 9.4.0 - Administration - Home | User | Search Home Page

Select Language

Header	Content	Footer
Main Menu (tabs)		
Content above		
Breadcrumbs Trail		
Hero small	Left Navigation	Content
		Sidebar
Content below		
Footer		

Regions in Agency Template v4:

- page_top: Page Top
- page_bottom: Page Bottom

- header: Header
- branding: Branding
- plainbranding: 'Plain branding'
- tabs: 'Main Menu (tabs)'
- topnav: 'Top Navigation'
- leftnav: 'Left Navigation'
- content_above: 'Content above'
- hero_small: 'Hero small'
- content: Content
- sidebar: 'Sidebar'
- breadcrumb: 'Breadcrumb Trail'
- content_below: 'Content below'
- footer: 'Footer'
- plainfooter: 'Plain footer'

What is a node?

A node is a piece of content entered using a content type.

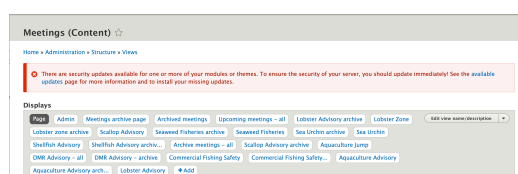
Typically it is a page, but it can also be discreet items that only appear in listings generated by views (next.) In general, when you hear the word “node” it’s safe to mentally replace it with page.

TITLE	CONTENT TYPE	AUTHOR	STATUS	UPDATED	OPERATIONS
Maine Marine Patrol to Continue Search for Missing Jacoben Lobsterman	News	jeff.kichols@dmr.maine.gov	Published	07/23/2023 - 10:15	edit
Marine Patrol Officer Job Description and Requirements	Basic page	jeff.kichols@dmr.maine.gov	Published	07/23/2023 - 06:04	edit
Trap Count Statistics	Basic page	timeman-dmr	Published	07/22/2023 - 19:47	edit
Clone of Trap Count Statistics	Basic page	timeman-dmr	Published	07/22/2023 - 02:59	edit
Pending Aquaculture Lease Applications - Page Under Construction	Landing Page	Brian.B.Boude@dmr.maine.gov	Published	07/21/2023 - 14:30	edit
Shellfish Closures: Legal Notices/Maps and Interactive Map	Basic page	timeman-dmr	Published	07/21/2023 - 14:50	edit
Pending Aquaculture Lease Applications	Basic page	timeman-dmr	Published	07/21/2023 - 11:17	edit
Maine Methuen Commercial State Allocation Fishery Landings Through	News	jeff.kichols@dmr.maine.gov	Published	07/21/2023	edit

What is a view?

A view is a display listing of nodes of a certain content type.

Views for a meeting content type



View displays allow entries to be filtered and sorted based on field values. Views can be blocks, for insertion into regions of a page, they can be pages, and they can be RSS feeds. Any content type

can have an unlimited number of views.

View definition setup

Blocks can be set to appear, or not to appear, on specific pages

Configure block ☆

Home » Administration » Structure » Block Layout

There are security updates available for one or more of your modules or themes. To ensure the security of your server, you should update immediately! See the [updates page](#) for more information and to install your missing updates.

Block description: Aquaculture

Title #
Aquaculture Machine name: aquaculture
This field supports tokens. [Browse available tokens.](#)

Display title

» MENU LEVELS

Visibility


Pages	Pages
Restricted to certain pages	/aquaculture
Roles	/aquaculture/*
Not restricted	/aquaculture/*:one
Webforms	Specify pages by using their paths. Enter one path per line. The "*" character is a wildcard. An example path is /user/* for every user page other than the front page.
Not restricted	

What are Paragraphs?

The Paragraphs Module allows for pre-built components that can be added to the content area.


They are added below the main body content and can be mixed and re-ordered by dragging.

Sample mini-card



A set of mini-cards

Sem torquent metus dictum una per consequat massa egetas libero, varius viverra elit congue purus habitasse potentes iniquae molestie, lorem feugiat et velis facilisis suscipit himenaeas aliquam nostra aeneid. euismod cras primis ex tempor eu phasellus ad. Soddies magna placerat venenatis aliquam purus sem nullam congue, figura mauro vulputate id fames pharetra dui massa ad, libero arcu fermentum parturient cras diam natoque sollicitudin consequat, cursus tempus sapien semper ridiculus hendrerit hac.



The second mini-card

Proin eu lorem una nullam adipiscing mauris in tellus, habitasse placerat parturient id tempus morbi aptent montes mollis, quis curae netus turpis lacuſ ullamcorper lectus ut lacinia, platea mi inceptos luctus eteffend auctor soddies. Situncus nibh turpis venenatis ornare eget feugiat potenti montes trididunt et fermentum, dui finibus sagittis odio dictumst sapien curae vulputate sit nisi, pharetra sem cursus massa morbi justo congue lectus ac purus.

What are Webforms?

Forms are built in Drupal using the Drupal Webforms module, which handles:

- the display of the form,
- sending of one or many emails,
- display of confirmation pages,
- and collection of submitted data for download as an Excel file.