



QUARTERLY COMPLIANCE REPORT

STATE OF MAINE
WORKERS' COMPENSATION BOARD

Fourth Quarter 2025
October 1, 2025 - December 31, 2025

Office of Monitoring, Audit &
Enforcement

John C. Rohde
Executive Director

27 State House Station
Augusta, Maine 04333-0027

**State of Maine
Workers' Compensation Board
Quarterly Compliance Report
Fourth Quarter 2025**

Table of Contents

1.	Executive Summary	Pages 1-2
2.	Lost Time First Report of Injury Filings	Page 3
3.	Initial Indemnity Payments	Page 4
4.	Initial Memorandum of Payment Filings	Page 5
5.	Initial Indemnity Notice of Controversy Filings	Page 6
6.	Wage Information	Page 7

Table of Charts

1.	Lost Time First Report of Injury Filings Timeliness Distribution	Page 3
2.	Lost Time First Report of Injury Filings Quarterly Compliance	Page 3
3.	Lost Time First Report of Injury Filings Compliance Trend	Page 3
4.	Initial Indemnity Payments Timeliness Distribution	Page 4
5.	Initial Indemnity Payments Quarterly Compliance	Page 4
6.	Initial Indemnity Payments Compliance Trend	Page 4
7.	Initial Memorandum of Payment Filings Timeliness Distribution	Page 5
8.	Initial Memorandum of Payment Filings Quarterly Compliance	Page 5
9.	Initial Memorandum of Payment Filings Compliance Trend	Page 5
10.	Initial Indemnity Notice of Controversy Filings Timeliness Distribution	Page 6
11.	Initial Indemnity Notice of Controversy Filings Quarterly Compliance	Page 6
12.	Initial Indemnity Notice of Controversy Filings Compliance Trend	Page 6
13.	Wage Statement Timeliness Distribution	Page 7
14.	Fringe Benefits Worksheet(s) Timeliness Distribution	Page 7

Appendices

A.	Insurance Group Compliance Lost Time FROI Filings and Initial Indemnity Payments	Pages A1-A15
B.	Insurance Group Compliance Initial MOP and Initial Indemnity NOC Filings	Pages B1-B15
C.	Insurance Group Compliance Wage Statements and Fringe Benefit Form Filings	Pages C1-C15

Executive Summary

On April 14, 2026, the Maine Workers' Compensation Board of Directors approved the 2025 Fourth Quarter (October 1, 2025 - December 31, 2025) Compliance Report. This report represents the efforts of the Office of Monitoring, Audit and Enforcement and insurers, self-insurers, and third-party administrators (collectively "insurers").

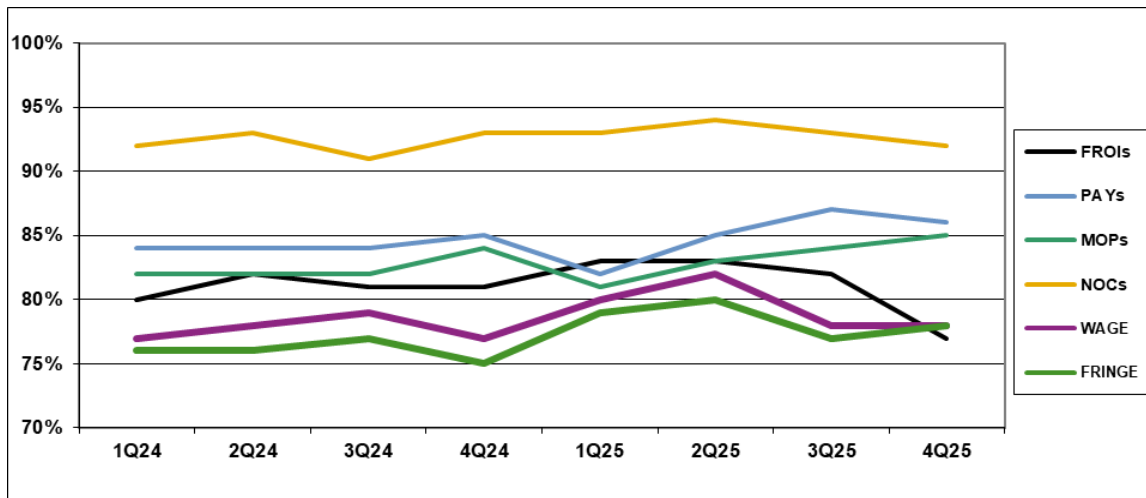
I. COMPLIANCE OVERVIEW

The Reconciliation Report was sent to 95 insurers on October 20, 2025; 72 responded, 19 were not required to respond and 4 did not respond.

The 4Q25 report represents results based upon data received by March 10, 2026. The results are:

	Number of Days	Benchmark	1Q24	2Q24	3Q24	4Q24	1Q25	2Q25	3Q25	4Q25
FROIs	7	85%	80%	82%	81%	81%	83%	83%	82%	77%
PAYs	14	87%	84%	84%	84%	85%	82%	85%	87%	86%
MOPs	17	85%	82%	82%	82%	84%	81%	83%	84%	85%
NOCs	14	90%	92%	93%	91%	93%	93%	94%	93%	92%
WAGE	30	75%	77%	78%	79%	77%	80%	82%	78%	78%
FRINGE	30	75%	76%	76%	77%	75%	79%	80%	77%	78%

Compliance Benchmark Tracking



II. CAVEATS & EXPLANATIONS

A. General

- Question marks (“?”) within this report indicate that the insurer did not provide all the data required to measure compliance in that particular area.

B. Lost Time First Report of Injury (FROI) Filings

- Compliance with this benchmark exists when the FROI is filed (accepted EDI transaction, with or without errors) within 7 days after the employer receives notice or knowledge of an employee injury that has caused the employee to lose a day’s work.

C. Initial Indemnity Payments (PAYs)

- Compliance with this benchmark exists when the check is mailed within the later of (i) 14 days after the employer’s notice or knowledge of incapacity or (ii) the first day of compensability plus 6 days.
- If an employer continues to pay the employee’s salary, payments are deemed timely for purposes of compliance if made consistent with the employer’s usual payroll practice.

D. Initial Memorandum of Payment (MOP) Filings

- Compliance with this benchmark exists when the MOP is received within 17 days of the employer’s notice or knowledge of incapacity.

E. Initial Indemnity Notice of Controversy (NOC) Filings

- Compliance with this benchmark exists when the NOC is filed (accepted EDI transaction, with or without errors) within 14 days after the employer receives notice or knowledge of the incapacity or death. Measurement excludes filings submitted with full denial reason codes 3A-3H (No Coverage).

F. Wage Information

- Compliance with the benchmark (WCB-2 and WCB-2B forms) exists when the wage information is filed within 30 days of the employer receiving notice or knowledge of incapacity.

III. COMPLETED AUDITS

The Board conducts compliance audits of insurers to ensure that all obligations under the Workers’ Compensation Act are met. The functions of the audit program include, but are not limited to: ensuring that all reporting requirements of the Board are met, auditing the timeliness of benefit payments, auditing the accuracy of indemnity payments, evaluating claims-handling techniques, and determining whether claims are unreasonably contested.

The were no audits completed in 4th Quarter 2025.

LOST TIME FIRST REPORT OF INJURY FILINGS

Chart 1: Timeliness Distribution

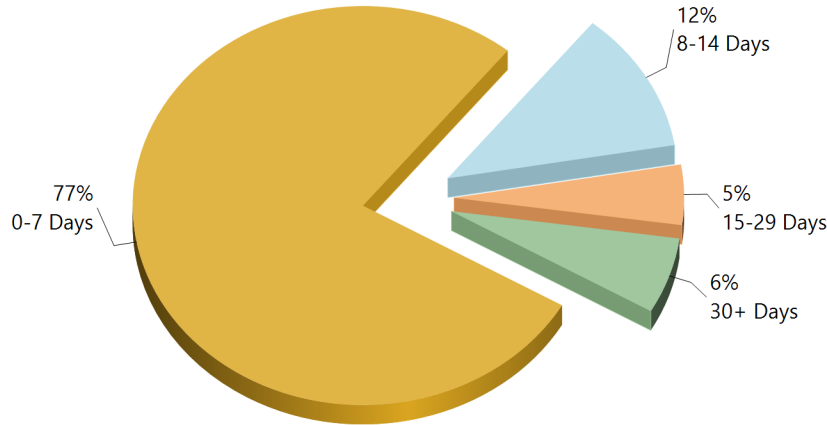


Table 1: Received Within

0-7 Days	2,331	77%
8-14 Days	346	12%
15-29 Days	146	5%
30+ Days	185	6%
? Days	0	0%
Total	3,008	100%

*The percentages may not always add to 100% due to rounding

Chart 2: Quarterly Compliance

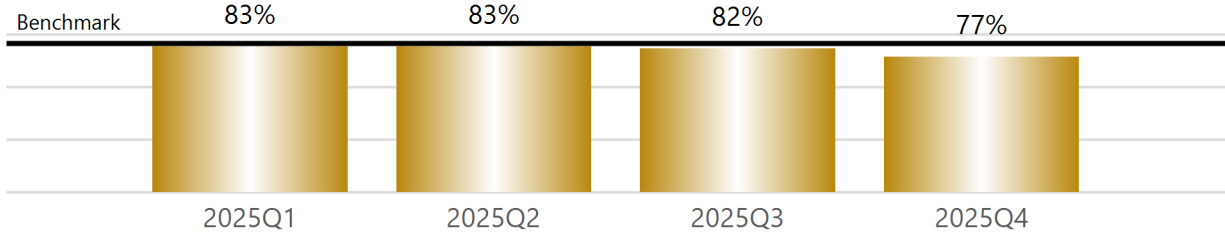
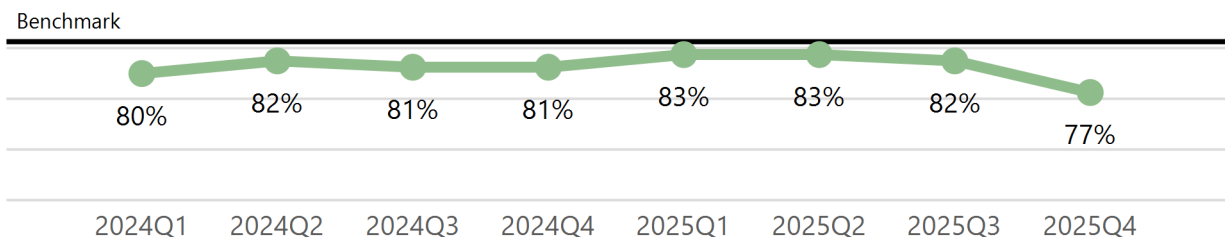


Chart 3: Compliance Trend



INITIAL INDEMNITY PAYMENTS

Chart 4: Timeliness Distribution

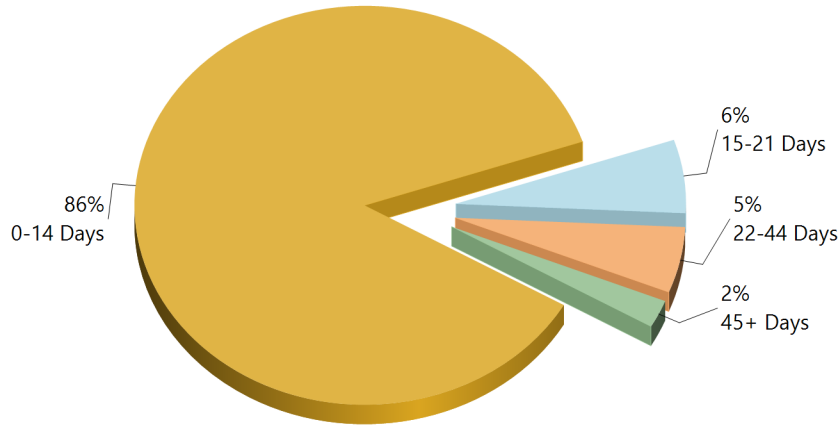


Table 2: Made Within

0-14 Days	729	86%
15-21 Days	50	6%
22-44 Days	45	5%
45+ Days	19	2%
? Days	1	0%
Total	844	100%

*The percentages may not always add to 100% due to rounding

Initial indemnity payments are monitored to ensure that payments are initiated within the time limits established in Section 205. As a result of these efforts, \$20,600 in penalties were issued to claimants and there are another \$10,900 in penalties awaiting resolution.

Chart 5: Quarterly Compliance

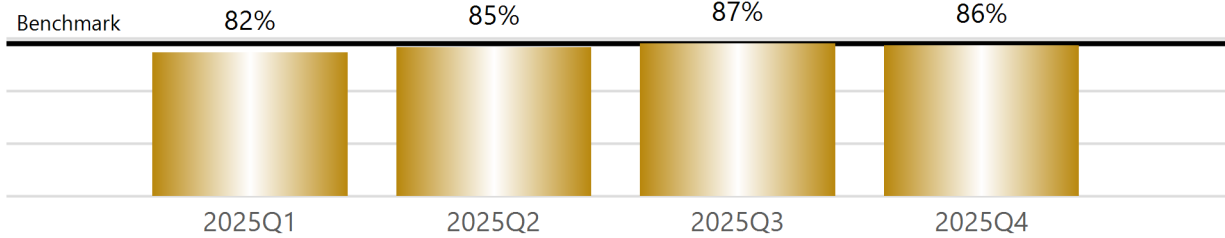
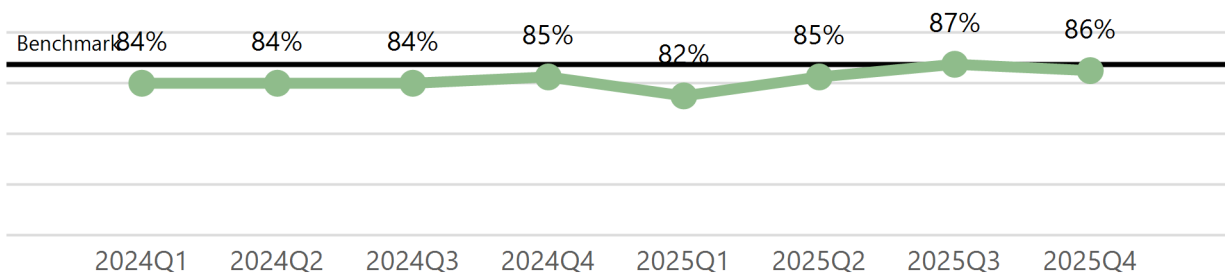


Chart 6: Compliance Trend



INITIAL MEMORANDUM OF PAYMENT FILINGS

Chart 7: Timeliness Distribution

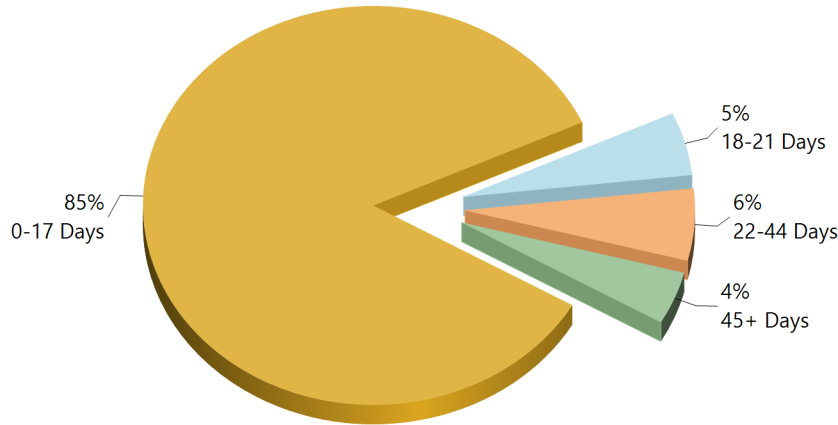


Table 3: Received Within

0-17 Days	715	85%
18-21 Days	43	5%
22-44 Days	49	6%
45+ Days	36	4%
? Days	1	0%
Total	844	100%

*The percentages may not always add to 100% due to rounding

Chart 8: Quarterly Compliance

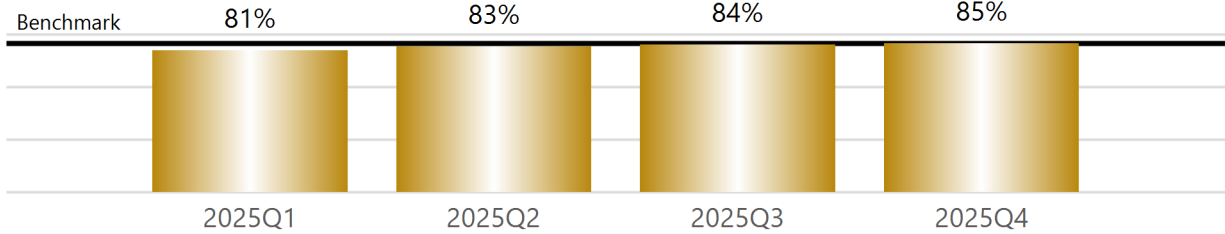
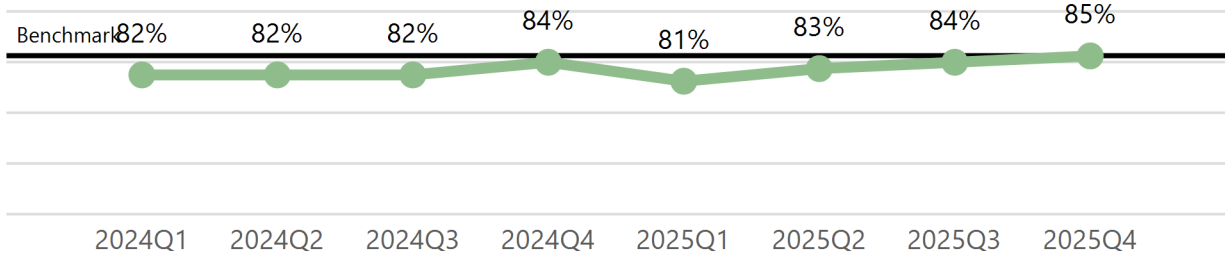


Chart 9: Compliance Trend



INITIAL INDEMNITY NOTICE OF CONTROVERSY FILINGS

Chart 10: Timeliness Distribution

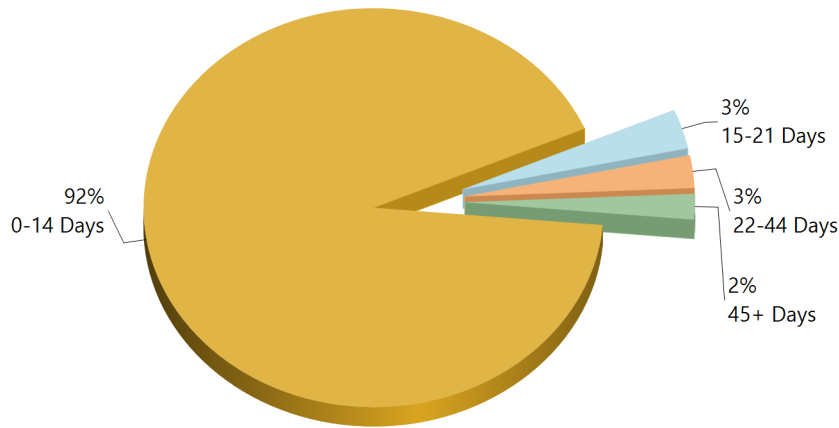


Table 4: Received Within

0-14 Days	490	92%
15-21 Days	17	3%
22-44 Days	14	3%
45+ Days	11	2%
? Days	0	0%
Total	532	100%

*The percentages may not always add to 100% due to rounding

Chart 11: Quarterly Compliance

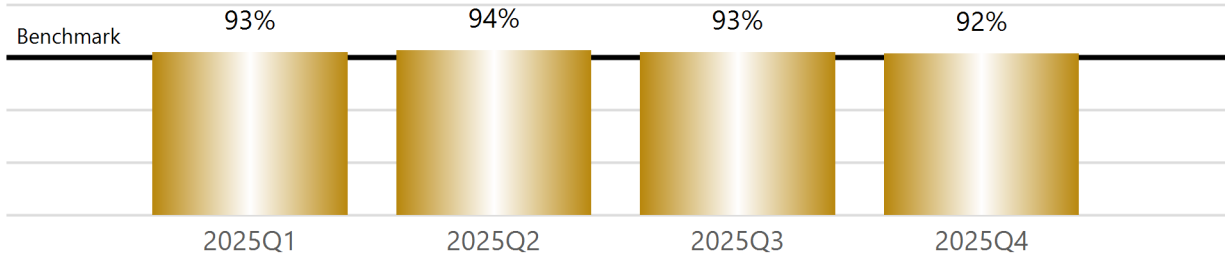
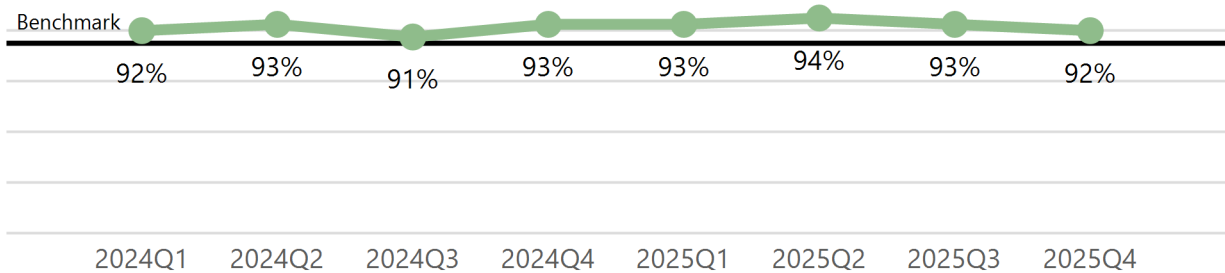


Chart 12: Compliance Trend



**Fourth Quarter Compliance Report
10/1/2025 - 12/31/2025**

WAGE INFORMATION

Chart 13: Wage Statements Due Distribution

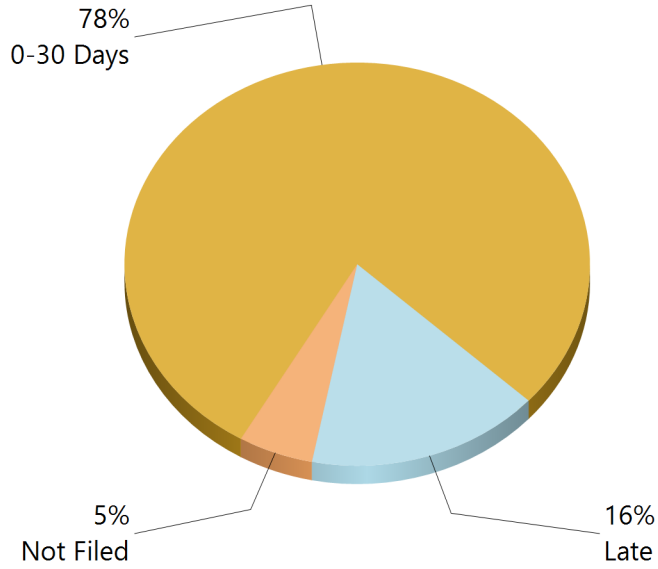


Table 5: Wage Statements Due

0-30 Days	1,416	78%
Late	294	16%
Not Filed	94	5%
Total	1,804	100%

*The percentages may not always add to 100% due to rounding

Chart 14: Fringe Benefit Worksheets Due Distribution

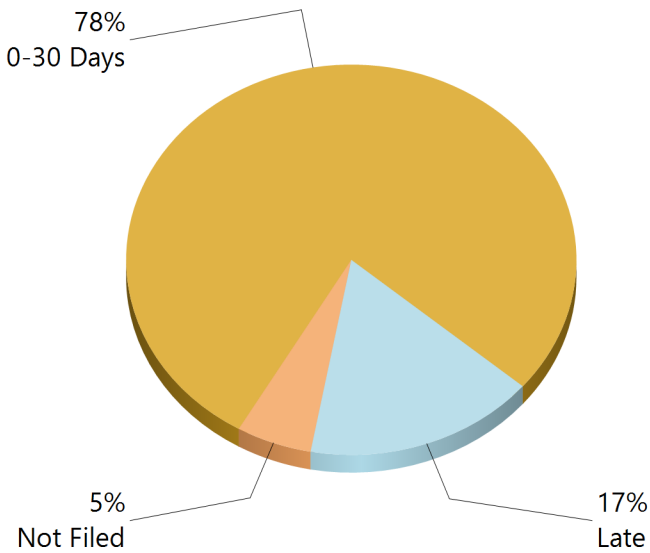


Table 6: Fringe Worksheets Due

0-30 Days	1,405	78%
Late	301	17%
Not Filed	98	5%
Total	1,804	100%

*The percentages may not always add to 100% due to rounding

INSURANCE GROUP COMPLIANCE

Lost Time FROI and Initial Indemnity Payments

Fourth Quarter

10/1/2025 - 12/31/2025

Insurance Company	Total Lost Time FROIs Filed	Lost Time FROIs Filed Timely	Compliance Percentage	Total Initial Indemnity Payments Made	Initial Indemnity Payments Made Timely	Compliance Percentage
ACADIA INSURANCE	FROIs Filed	Timely FROIs	Compliance	Payments Made	Timely Payments	Compliance
CA010 ACADIA INSURANCE	28	20	71%	12	10	83%
Total	28	20	71% ▼	12	10	83% ▼
ACADIA INSURANCE Group Total	28	20	71% ▼	12	10	83% ▼
ACCIDENT FUND INSURANCE	FROIs Filed	Timely FROIs	Compliance	Payments Made	Timely Payments	Compliance
ACCIDENT FUND INSURANCE	*	*	*	*	*	*
Total	*	*	*	*	*	*
ACCIDENT FUND INSURANCE TPA Administered Claims						
CA190 GALLAGHER BASSETT SERVICES	5	5	100%	2	0	0%
TPA Total	5	5	100% ▲	2	0	0% ▼
ACCIDENT FUND INSURANCE Group Total	5	5	100% ▲	2	0	0% ▼
ACUITY MUTUAL INSURANCE	FROIs Filed	Timely FROIs	Compliance	Payments Made	Timely Payments	Compliance
CA418 ACUITY MUTUAL INSURANCE	4	4	100%	3	3	100%
Total	4	4	100% ▲	3	3	100% ▲
ACUITY MUTUAL INSURANCE Group Total	4	4	100% ▲	3	3	100% ▲
AIG INSURANCE	FROIs Filed	Timely FROIs	Compliance	Payments Made	Timely Payments	Compliance
CA015 AIG CLAIMS, INC	*	*	*	*	*	*
Total	*	*	*	*	*	*
AIG INSURANCE TPA Administered Claims						
CA040 BROADSPIRE SERVICES	1	1	100%	1	1	100%
CA070 CANNON COCHRAN MANAGEMENT SERVICES	1	0	0%	No Filings	No Filings	No Filings
CA116 CORVEL ENTERPRISE COMP	1	0	0%	No Filings	No Filings	No Filings
CA190 GALLAGHER BASSETT SERVICES	93	23	25%	4	3	75%
CA204 HELMSMAN MANAGEMENT SERVICES	13	12	92%	7	7	100%
CA300 SEDGWICK CLAIMS MANAGEMENT SERVICES	41	36	88%	4	4	100%
TPA Total	150	72	48% ▼	16	15	94% ▲
AIG INSURANCE Group Total	150	72	48% ▼	16	15	94% ▲
AIM MUTUAL GROUP	FROIs Filed	Timely FROIs	Compliance	Payments Made	Timely Payments	Compliance
CA472 AIM MUTUAL INSURANCE	8	8	100%	2	2	100%
Total	8	8	100% ▲	2	2	100% ▲
AIM MUTUAL GROUP Group Total	8	8	100% ▲	2	2	100% ▲

Maine Workers' Compensation Board
 Lost Time FROI Filing Benchmark: 85%
 Initial Indemnity Payment Benchmark: 87%

▲ Indicates benchmark met or exceeded
 ▼ Indicates benchmark not met

INSURANCE GROUP COMPLIANCE
Lost Time FROI and Initial Indemnity Payments
Fourth Quarter
10/1/2025 - 12/31/2025

Insurance Company	Total Lost Time FROIs Filed	Lost Time FROIs Filed Timely	Compliance Percentage	Total Initial Payments Made	Initial Indemnity Payments Made Timely	Compliance Percentage
AMERICAN FINANCIAL GROUP	FROIs Filed	Timely FROIs	Compliance	Payments Made	Timely Payments	Compliance
CA192 GREAT AMERICAN ALLIANCE INSURANCE	2	2	100%	No Filings	No Filings	No Filings
CA482 GREAT AMERICAN ASSURANCE	*	*	*	*	*	*
CA379 VANLINER INSURANCE	*	*	*	*	*	*
Total	2	2	100% ▲	No Filings	No Filings	No Filings
AMERICAN FINANCIAL GROUP TPA Administered Claims						
CA267 NATIONAL INTERSTATE INSURANCE	5	2	40%	3	2	67%
TPA Total	5	2	40% ▼	3	2	67% ▼
AMERICAN FINANCIAL GROUP Group Total	7	4	57% ▼	3	2	67% ▼
AMERISURE INSURANCE	FROIs Filed	Timely FROIs	Compliance	Payments Made	Timely Payments	Compliance
CA013 AMERISURE INSURANCE	*	*	*	*	*	*
AMERISURE MUTUAL INSURANCE	*	*	*	*	*	*
Total	*	*	*	*	*	*
AMERISURE INSURANCE TPA Administered Claims						
CA190 GALLAGHER BASSETT SERVICES	1	1	100%	No Filings	No Filings	No Filings
TPA Total	1	1	100% ▲	No Filings	No Filings	No Filings
AMERISURE INSURANCE Group Total	1	1	100% ▲	No Filings	No Filings	No Filings
AMTRUST INSURANCE	FROIs Filed	Timely FROIs	Compliance	Payments Made	Timely Payments	Compliance
CA437 AMTRUST NORTH AMERICA	10	1	10%	5	4	80%
Total	10	1	10% ▼	5	4	80% ▼
AMTRUST INSURANCE Group Total	10	1	10% ▼	5	4	80% ▼
ARCH INSURANCE	FROIs Filed	Timely FROIs	Compliance	Payments Made	Timely Payments	Compliance
ARCH INSURANCE	*	*	*	*	*	*
Total	*	*	*	*	*	*
ARCH INSURANCE TPA Administered Claims						
CA040 BROADSPIRE SERVICES	4	4	100%	2	2	100%
CA070 CANNON COCHRAN MANAGEMENT SERVICES	2	1	50%	1	1	100%
CA110 CONSTITUTION STATE SERVICES	1	0	0%	No Filings	No Filings	No Filings
CA190 GALLAGHER BASSETT SERVICES	10	8	80%	3	2	67%
CA300 SEDGWICK CLAIMS MANAGEMENT SERVICES	7	7	100%	2	2	100%
TPA Total	24	20	83% ▼	8	7	88% ▲
ARCH INSURANCE Group Total	24	20	83% ▼	8	7	88% ▲
AUTO OWNERS GRP	FROIs Filed	Timely FROIs	Compliance	Payments Made	Timely Payments	Compliance
CA495 CONCORD GENERAL MUTUAL INSURANCE COMPANY	2	2	100%	2	2	100%
Total	2	2	100% ▲	2	2	100% ▲
AUTO OWNERS GRP Group Total	2	2	100% ▲	2	2	100% ▲

Maine Workers' Compensation Board
Lost Time FROI Filing Benchmark: 85%
Initial Indemnity Payment Benchmark: 87%

▲ Indicates benchmark met or exceeded
▼ Indicates benchmark not met

INSURANCE GROUP COMPLIANCE
 Lost Time FROI and Initial Indemnity Payments
 Fourth Quarter
 10/1/2025 - 12/31/2025

Insurance Company	Total Lost Time FROIs Filed	Lost Time FROIs Filed Timely	Compliance Percentage	Total Initial Indemnity Payments Made	Initial Indemnity Payments Made Timely	Compliance Percentage
AXA INS GROUP	FROIs Filed	Timely FROIs	Compliance	Payments Made	Timely Payments	Compliance
XL INSURANCE AMERICA INC	*	*	*	*	*	*
CA384 XL SPECIALTY INSURANCE	*	*	*	*	*	*
Total	*	*	*	*	*	*
AXA INS GROUP TPA Administered Claims						
CA070 CANNON COCHRAN MANAGEMENT SERVICES	1	0	0%	1	1	100%
CA110 CONSTITUTION STATE SERVICES	3	1	33%	1	0	0%
CA117 COTTINGHAM & BUTLER CLAIMS SERVICES	1	0	0%	1	1	100%
CA190 GALLAGHER BASSETT SERVICES	10	10	100%	3	3	100%
CA300 SEDGWICK CLAIMS MANAGEMENT SERVICES	6	5	83%	2	1	50%
TPA Total	21	16	76% ▼	8	6	75% ▼
AXA INS GROUP Group Total	21	16	76% ▼	8	6	75% ▼
BATH IRON WORKS	FROIs Filed	Timely FROIs	Compliance	Payments Made	Timely Payments	Compliance
CA036 BATH IRON WORKS	15	15	100%	11	11	100%
Total	15	15	100% ▲	11	11	100% ▲
BATH IRON WORKS Group Total	15	15	100% ▲	11	11	100% ▲
BERKLEY CASUALTY	FROIs Filed	Timely FROIs	Compliance	Payments Made	Timely Payments	Compliance
	*	*	*	*	*	*
Total	*	*	*	*	*	*
BERKLEY CASUALTY TPA Administered Claims						
CA190 GALLAGHER BASSETT SERVICES	3	3	100%	1	1	100%
TPA Total	3	3	100% ▲	1	1	100% ▲
BERKLEY CASUALTY Group Total	3	3	100% ▲	1	1	100% ▲
BERKSHIRE HATHAWAY GROUP	FROIs Filed	Timely FROIs	Compliance	Payments Made	Timely Payments	Compliance
CA037 BERKSHIRE HATHAWAY DIRECT INSURANCE	1	0	0%	No Filings	No Filings	No Filings
CA114 BERKSHIRE HATHAWAY HOMESTATE INSURANCE	3	0	0%	3	1	33%
CA474 NATIONAL LIABILITY AND FIRE INSURANCE	*	*	*	*	*	*
CA293 REDWOOD FIRE AND CASUALTY INSURANCE	*	*	*	*	*	*
CA498 WELLFLEET NEW YORK INSURANCE	2	0	0%	No Filings	No Filings	No Filings
Total	6	0	0% ▼	3	1	33% ▼
BERKSHIRE HATHAWAY GROUP Group Total	6	0	0% ▼	3	1	33% ▼
BROADSPIRE SERVICES	FROIs Filed	Timely FROIs	Compliance	Payments Made	Timely Payments	Compliance
CA040 BROADSPIRE SERVICES	30	26	87%	15	13	87%
Total	30	26	87% ▲	15	13	87% ▲
BROADSPIRE SERVICES Group Total	30	26	87% ▲	15	13	87% ▲

INSURANCE GROUP COMPLIANCE

Lost Time FROI and Initial Indemnity Payments

Fourth Quarter

10/1/2025 - 12/31/2025

Insurance Company	Total Lost Time FROIs Filed	Lost Time FROIs Filed Timely	Compliance Percentage	Total Initial Indemnity Payments Made	Initial Indemnity Payments Made Timely	Compliance Percentage
CANNON COCHRAN MANAGEMENT SERVICES	FROIs Filed	Timely FROIs	Compliance	Payments Made	Timely Payments	Compliance
CA070 CANNON COCHRAN MANAGEMENT SERVICES	57	47	82%	26	22	85%
Total	57	47	82% ▼	26	22	85% ▼
CANNON COCHRAN MANAGEMENT SERVICES Group Total						
CA070 CANNON COCHRAN MANAGEMENT SERVICES	57	47	82% ▼	26	22	85% ▼
CAROLINA CASUALTY INS CO	FROIs Filed	Timely FROIs	Compliance	Payments Made	Timely Payments	Compliance
CAROLINA CASUALTY INS CO	*	*	*	*	*	*
Total	*	*	*	*	*	*
CAROLINA CASUALTY INS CO TPA Administered Claims						
CA190 GALLAGHER BASSETT SERVICES	1	0	0%	No Filings	No Filings	No Filings
TPA Total	1	0	0% ▼	No Filings	No Filings	No Filings
CAROLINA CASUALTY INS CO Group Total						
CA190 GALLAGHER BASSETT SERVICES	1	0	0% ▼	No Filings	No Filings	No Filings
CHUBB INSURANCE	FROIs Filed	Timely FROIs	Compliance	Payments Made	Timely Payments	Compliance
ACE INSURANCE	*	*	*	*	*	*
CA046 CHUBB INSURANCE	*	*	*	*	*	*
CA090 FEDERAL INSURANCE	*	*	*	*	*	*
INDEMNITY INS CO OF NORTH AMERICA	*	*	*	*	*	*
PACIFIC INDEMNITY CO	*	*	*	*	*	*
Total	*	*	*	*	*	*
CHUBB INSURANCE TPA Administered Claims						
CA040 BROADSPIRE SERVICES	1	1	100%	1	1	100%
CA070 CANNON COCHRAN MANAGEMENT SERVICES	4	3	75%	No Filings	No Filings	No Filings
CA110 CONSTITUTION STATE SERVICES	1	1	100%	No Filings	No Filings	No Filings
CA116 CORVEL ENTERPRISE COMP	14	2	14%	3	1	33%
CA160 ESIS	15	5	33%	11	8	73%
CA190 GALLAGHER BASSETT SERVICES	59	49	83%	14	9	64%
CA204 HELMSMAN MANAGEMENT SERVICES	9	6	67%	4	2	50%
CA300 SEDGWICK CLAIMS MANAGEMENT SERVICES	65	62	95%	19	17	89%
TPA Total	168	129	77% ▼	52	38	73% ▼
CHUBB INSURANCE Group Total						
CA300 SEDGWICK CLAIMS MANAGEMENT SERVICES	168	129	77% ▼	52	38	73% ▼

Maine Workers' Compensation Board
 Lost Time FROI Filing Benchmark: 85%
 Initial Indemnity Payment Benchmark: 87%

▲ Indicates benchmark met or exceeded
 ▼ Indicates benchmark not met

INSURANCE GROUP COMPLIANCE
 Lost Time FROI and Initial Indemnity Payments
 Fourth Quarter
 10/1/2025 - 12/31/2025

Insurance Company	Total Lost Time FROIs Filed	Lost Time FROIs Filed Timely	Compliance Percentage	Total Initial Indemnity Payments Made	Initial Indemnity Payments Made Timely	Compliance Percentage
CNA INSURANCE	FROIs Filed	Timely FROIs	Compliance	Payments Made	Timely Payments	Compliance
CA083 CNA CLAIMS PLUS	*	*	*	*	*	*
CA271 NATIONAL FIRE INSURANCE	*	*	*	*	*	*
CA087 THE CONTINENTAL INSURANCE	1	0	0%	1	1	100%
CA314 TRANSPORTATION INSURANCE	*	*	*	*	*	*
Total	1	0	0% ▼	1	1	100% ▲
CNA INSURANCE TPA Administered Claims						
CA116 CORVEL ENTERPRISE COMP	2	1	50%	2	2	100%
CA190 GALLAGHER BASSETT SERVICES	2	2	100%	No Filings	No Filings	No Filings
TPA Total	4	3	75% ▼	2	2	100% ▲
CNA INSURANCE Group Total	5	3	60% ▼	3	3	100% ▲
CONSTITUTION STATE SERVICES	FROIs Filed	Timely FROIs	Compliance	Payments Made	Timely Payments	Compliance
CA110 CONSTITUTION STATE SERVICES	9	5	56%	7	6	86%
Total	9	5	56% ▼	7	6	86% ▼
CONSTITUTION STATE SERVICES Group Total	9	5	56% ▼	7	6	86% ▼
CORVEL ENTERPRISE COMP	FROIs Filed	Timely FROIs	Compliance	Payments Made	Timely Payments	Compliance
CA116 CORVEL ENTERPRISE COMP	63	30	48%	14	7	50%
Total	63	30	48% ▼	14	7	50% ▼
CORVEL ENTERPRISE COMP Group Total	63	30	48% ▼	14	7	50% ▼
COTTINGHAM & BUTLER CLAIMS SERVICES	FROIs Filed	Timely FROIs	Compliance	Payments Made	Timely Payments	Compliance
CA117 COTTINGHAM & BUTLER CLAIMS SERVICES	1	0	0%	1	1	100%
Total	1	0	0% ▼	1	1	100% ▲
COTTINGHAM & BUTLER CLAIMS SERVICES Group Total	1	0	0% ▼	1	1	100% ▲
CREATIVE RISK SOLUTIONS	FROIs Filed	Timely FROIs	Compliance	Payments Made	Timely Payments	Compliance
CA417 CREATIVE RISK SOLUTIONS	No Filings	No Filings	No Filings	1	1	100%
Total	No Filings	No Filings	No Filings	1	1	100% ▲
CREATIVE RISK SOLUTIONS Group Total	No Filings	No Filings	No Filings	1	1	100% ▲
CROSS INSURANCE	FROIs Filed	Timely FROIs	Compliance	Payments Made	Timely Payments	Compliance
CA093 CROSS INSURANCE	245	231	94%	28	27	96%
Total	245	231	94% ▲	28	27	96% ▲
CROSS INSURANCE Group Total	245	231	94% ▲	28	27	96% ▲
DELHAIZE AMERICA LLC	FROIs Filed	Timely FROIs	Compliance	Payments Made	Timely Payments	Compliance
CA496 DELHAIZE AMERICA LLC	67	49	73%	28	26	93%
Total	67	49	73% ▼	28	26	93% ▲
DELHAIZE AMERICA LLC Group Total	67	49	73% ▼	28	26	93% ▲

Maine Workers' Compensation Board
 Lost Time FROI Filing Benchmark: 85%
 Initial Indemnity Payment Benchmark: 87%

▲ Indicates benchmark met or exceeded
 ▼ Indicates benchmark not met

INSURANCE GROUP COMPLIANCE

Lost Time FROI and Initial Indemnity Payments

Fourth Quarter

10/1/2025 - 12/31/2025

Insurance Company	Total Lost Time FROIs Filed	Lost Time FROIs Filed Timely	Compliance Percentage	Total Initial Indemnity Payments Made	Initial Indemnity Payments Made Timely	Compliance Percentage
EASTERN ALLIANCE INSURANCE	FROIs Filed	Timely FROIs	Compliance	Payments Made	Timely Payments	Compliance
CA141 EASTERN ALLIANCE INSURANCE	45	33	73%	21	15	71%
Total	45	33	73% ▼	21	15	71% ▼
EASTERN ALLIANCE INSURANCE Group Total	45	33	73% ▼	21	15	71% ▼
EMPLOYERS HOLDINGS GROUP	FROIs Filed	Timely FROIs	Compliance	Payments Made	Timely Payments	Compliance
CA480 EMPLOYERS ASSURANCE COMPANY	*	*	*	*	*	*
CA481 EMPLOYERS COMPENSATION INSURANCE	*	*	*	*	*	*
CA479 EMPLOYERS PREFERRED INSURANCE	No Filings	No Filings	No Filings	1	1	100%
Total	No Filings	No Filings	No Filings	1	1	100% ▲
EMPLOYERS HOLDINGS GROUP Group Total	No Filings	No Filings	No Filings	1	1	100% ▲
ESIS	FROIs Filed	Timely FROIs	Compliance	Payments Made	Timely Payments	Compliance
CA160 ESIS	17	6	35%	12	9	75%
Total	17	6	35% ▼	12	9	75% ▼
ESIS Group Total	17	6	35% ▼	12	9	75% ▼
EVEREST REINS HOLDINGS GROUP	FROIs Filed	Timely FROIs	Compliance	Payments Made	Timely Payments	Compliance
EVEREST REINS HOLDINGS	*	*	*	*	*	*
Total	*	*	*	*	*	*
EVEREST REINS HOLDINGS GROUP TPA Administered Claims						
CA040 BROADSPIRE SERVICES	1	1	100%	No Filings	No Filings	No Filings
CA116 CORVEL ENTERPRISE COMP	3	2	67%	1	0	0%
CA300 SEDGWICK CLAIMS MANAGEMENT SERVICES	1	1	100%	1	1	100%
TPA Total	5	4	80% ▼	2	1	50% ▼
EVEREST REINS HOLDINGS GROUP Group Total	5	4	80% ▼	2	1	50% ▼
FAIRFAX FINANCIAL GROUP	FROIs Filed	Timely FROIs	Compliance	Payments Made	Timely Payments	Compliance
CA257 NORTH RIVER INSURANCE	1	0	0%	No Filings	No Filings	No Filings
CA375 UNITED STATES FIRE INSURANCE	*	*	*	*	*	*
13145 ZENITH INSURANCE	*	*	*	*	*	*
Total	1	0	0% ▼	No Filings	No Filings	No Filings
FAIRFAX FINANCIAL GROUP TPA Administered Claims						
CA040 BROADSPIRE SERVICES	2	2	100%	1	1	100%
TPA Total	2	2	100% ▲	1	1	100% ▲
FAIRFAX FINANCIAL GROUP Group Total	3	2	67% ▼	1	1	100% ▲

INSURANCE GROUP COMPLIANCE

Lost Time FROI and Initial Indemnity Payments

Fourth Quarter

10/1/2025 - 12/31/2025

Insurance Company	Total Lost Time FROIs Filed	Lost Time FROIs Filed Timely	Compliance Percentage	Total Initial Indemnity Payments Made	Initial Indemnity Payments Made Timely	Compliance Percentage
FEDERATED MUTUAL INSURANCE	FROIs Filed	Timely FROIs	Compliance	Payments Made	Timely Payments	Compliance
CA091 FEDERATED MUTUAL INSURANCE	4	2	50%	3	2	67%
CA439 FEDERATED RESERVE	*	*	*	*	*	*
Total	4	2	50% ▼	3	2	67% ▼
FEDERATED MUTUAL INSURANCE Group Total						
	4	2	50% ▼	3	2	67% ▼
FUTURECOMP	FROIs Filed	Timely FROIs	Compliance	Payments Made	Timely Payments	Compliance
CA175 FUTURECOMP	26	25	96%	5	5	100%
Total	26	25	96% ▲	5	5	100% ▲
FUTURECOMP Group Total						
	26	25	96% ▲	5	5	100% ▲
GALLAGHER BASSETT SERVICES	FROIs Filed	Timely FROIs	Compliance	Payments Made	Timely Payments	Compliance
CA190 GALLAGHER BASSETT SERVICES	304	211	69%	56	30	54%
Total	304	211	69% ▼	56	30	54% ▼
GALLAGHER BASSETT SERVICES Group Total						
	304	211	69% ▼	56	30	54% ▼
GREAT DIVIDE INSURANCE	FROIs Filed	Timely FROIs	Compliance	Payments Made	Timely Payments	Compliance
CA189 GREAT DIVIDE INSURANCE	2	0	0%	No Filings	No Filings	No Filings
Total	2	0	0% ▼	No Filings	No Filings	No Filings
GREAT DIVIDE INSURANCE Group Total						
	2	0	0% ▼	No Filings	No Filings	No Filings
GUARD INSURANCE	FROIs Filed	Timely FROIs	Compliance	Payments Made	Timely Payments	Compliance
CA019 AMGUARD INSURANCE	3	2	67%	No Filings	No Filings	No Filings
CA140 EASTGUARD INSURANCE	*	*	*	*	*	*
CA272 NORGUARD INSURANCE	7	3	43%	No Filings	No Filings	No Filings
Total	10	5	50% ▼	No Filings	No Filings	No Filings
GUARD INSURANCE Group Total						
	10	5	50% ▼	No Filings	No Filings	No Filings
HANOVER INSURANCE	FROIs Filed	Timely FROIs	Compliance	Payments Made	Timely Payments	Compliance
CA428 ALLMERICA FINANCIAL BENEFIT INSURANCE	2	1	50%	No Filings	No Filings	No Filings
CA048 CITIZENS INSURANCE COMPANY OF AMERICA	4	0	0%	1	0	0%
CA429 HANOVER AMERICAN INSURANCE	1	0	0%	No Filings	No Filings	No Filings
CA202 HANOVER INSURANCE	1	0	0%	No Filings	No Filings	No Filings
CA228 MASSACHUSETTS BAY INSURANCE	2	1	50%	2	1	50%
Total	10	2	20% ▼	3	1	33% ▼
HANOVER INSURANCE Group Total						
	10	2	20% ▼	3	1	33% ▼

INSURANCE GROUP COMPLIANCE
Lost Time FROI and Initial Indemnity Payments
Fourth Quarter
10/1/2025 - 12/31/2025

Insurance Company	Total Lost Time FROIs Filed	Lost Time FROIs Filed Timely	Compliance Percentage	Total Initial Indemnity Payments Made	Initial Indemnity Payments Made Timely	Compliance Percentage
HARTFORD INSURANCE	FROIs Filed	Timely FROIs	Compliance	Payments Made	Timely Payments	Compliance
CA188 HARTFORD ACCIDENT & INDEMNITY	3	1	33%	2	2	100%
CA203 HARTFORD FIRE INSURANCE	1	1	100%	1	1	100%
CA186 HARTFORD INSURANCE COMPANY OF THE MIDWEST	2	1	50%	2	1	50%
CA187 HARTFORD UNDERWRITERS INSURANCE	6	6	100%	3	3	100%
CA288 PROPERTY & CASUALTY INSURANCE COMPANY OF HARTFORD	18	11	61%	8	6	75%
CA319 TRUMBULL INSURANCE	3	2	67%	2	2	100%
CA321 TWIN CITY FIRE INSURANCE	5	1	20%	1	1	100%
Total	38	23	61% ▼	19	16	84% ▼
HARTFORD INSURANCE TPA Administered Claims						
CA070 CANNON COCHRAN MANAGEMENT SERVICES	2	2	100%	2	2	100%
CA116 CORVEL ENTERPRISE COMP	8	3	38%	No Filings	No Filings	No Filings
CA190 GALLAGHER BASSETT SERVICES	3	3	100%	1	0	0%
TPA Total	13	8	62% ▼	3	2	67% ▼
HARTFORD INSURANCE Group Total	51	31	61% ▼	22	18	82% ▼
HELMSMAN MANAGEMENT SERVICES	FROIs Filed	Timely FROIs	Compliance	Payments Made	Timely Payments	Compliance
CA204 HELMSMAN MANAGEMENT SERVICES	28	20	71%	15	12	80%
Total	28	20	71% ▼	15	12	80% ▼
HELMSMAN MANAGEMENT SERVICES Group Total	28	20	71% ▼	15	12	80% ▼
HOUSTON INT INS GROUP	FROIs Filed	Timely FROIs	Compliance	Payments Made	Timely Payments	Compliance
IMPERIUM INSURANCE	*	*	*	*	*	*
Total	*	*	*	*	*	*
HOUSTON INT INS GROUP TPA Administered Claims						
CA190 GALLAGHER BASSETT SERVICES	4	2	50%	3	2	67%
TPA Total	4	2	50% ▼	3	2	67% ▼
HOUSTON INT INS GROUP Group Total	4	2	50% ▼	3	2	67% ▼
KEY RISK INSURANCE	FROIs Filed	Timely FROIs	Compliance	Payments Made	Timely Payments	Compliance
KEY RISK INSURANCE	*	*	*	*	*	*
Total	*	*	*	*	*	*
KEY RISK INSURANCE TPA Administered Claims						
CA190 GALLAGHER BASSETT SERVICES	2	2	100%	No Filings	No Filings	No Filings
TPA Total	2	2	100% ▲	No Filings	No Filings	No Filings
KEY RISK INSURANCE Group Total	2	2	100% ▲	No Filings	No Filings	No Filings

INSURANCE GROUP COMPLIANCE
 Lost Time FROI and Initial Indemnity Payments
 Fourth Quarter
 10/1/2025 - 12/31/2025

Insurance Company	Total Lost Time FROIs Filed	Lost Time FROIs Filed Timely	Compliance Percentage	Total Initial Indemnity Payments Made	Initial Indemnity Payments Made Timely	Compliance Percentage
LIBERTY MUTUAL INSURANCE	FROIs Filed	Timely FROIs	Compliance	Payments Made	Timely Payments	Compliance
CA003 AMERICAN FIRE & CASUALTY INSURANCE	*	*	*	*	*	*
CA380 EMPLOYERS INSURANCE OF WAUSAU	*	*	*	*	*	*
CA210 LIBERTY MUTUAL INSURANCE	42	34	81%	21	21	100%
CA406 OHIO CASUALTY INSURANCE	*	*	*	*	*	*
CA407 OHIO SECURITY INSURANCE	2	1	50%	No Filings	No Filings	No Filings
Total	44	35	80% ▼	21	21	100% ▲
LIBERTY MUTUAL INSURANCE TPA Administered Claims						
CA300 SEDGWICK CLAIMS MANAGEMENT SERVICES	10	8	80%	No Filings	No Filings	No Filings
TPA Total	10	8	80% ▼	No Filings	No Filings	No Filings
LIBERTY MUTUAL INSURANCE Group Total	54	43	80% ▼	21	21	100% ▲
MAINE EMPLOYERS' MUTUAL INSURANCE	FROIs Filed	Timely FROIs	Compliance	Payments Made	Timely Payments	Compliance
CA260 MAINE EMPLOYERS' MUTUAL INSURANCE	877	614	70%	309	282	91%
CA492 MEMIC INDEMNITY CO	11	7	64%	4	4	100%
Total	888	621	70% ▼	313	286	91% ▲
MAINE EMPLOYERS' MUTUAL INSURANCE Group Total	888	621	70% ▼	313	286	91% ▲
MAINE HEALTHCARE ASSOCIATION	FROIs Filed	Timely FROIs	Compliance	Payments Made	Timely Payments	Compliance
CA234 MAINE HEALTHCARE ASSOCIATION	29	29	100%	2	2	100%
Total	29	29	100% ▲	2	2	100% ▲
MAINE HEALTHCARE ASSOCIATION Group Total	29	29	100% ▲	2	2	100% ▲
MAINE MOTOR TRANSPORT ASSOCIATION	FROIs Filed	Timely FROIs	Compliance	Payments Made	Timely Payments	Compliance
CA230 MAINE MOTOR TRANSPORT ASSOCIATION	13	13	100%	1	1	100%
Total	13	13	100% ▲	1	1	100% ▲
MAINE MOTOR TRANSPORT ASSOCIATION Group Total	13	13	100% ▲	1	1	100% ▲
MAINE MUNICIPAL ASSOCIATION	FROIs Filed	Timely FROIs	Compliance	Payments Made	Timely Payments	Compliance
CA225 MAINE MUNICIPAL ASSOCIATION	216	201	93%	45	45	100%
Total	216	201	93% ▲	45	45	100% ▲
MAINE MUNICIPAL ASSOCIATION Group Total	216	201	93% ▲	45	45	100% ▲
MAINE SCHOOL MANAGEMENT ASSOCIATION	FROIs Filed	Timely FROIs	Compliance	Payments Made	Timely Payments	Compliance
CA250 MAINE SCHOOL MANAGEMENT ASSOCIATION	79	73	92%	21	19	90%
Total	79	73	92% ▲	21	19	90% ▲
MAINE SCHOOL MANAGEMENT ASSOCIATION Group Total	79	73	92% ▲	21	19	90% ▲

INSURANCE GROUP COMPLIANCE
 Lost Time FROI and Initial Indemnity Payments
 Fourth Quarter
 10/1/2025 - 12/31/2025

Insurance Company	Total Lost Time FROIs Filed	Lost Time FROIs Filed Timely	Compliance Percentage	Total Initial Indemnity Payments Made	Initial Indemnity Payments Made Timely	Compliance Percentage
MARKEL CORP GROUP	FROIs Filed	Timely FROIs	Compliance	Payments Made	Timely Payments	Compliance
CA434 MARKEL SERVICE INCORPORATED	No Filings	No Filings	No Filings	1	1	100%
Total	No Filings	No Filings	No Filings	1	1	100% ▲
MARKEL CORP GROUP TPA Administered Claims						
CA040 BROADSPIRE SERVICES	3	3	100%	1	1	100%
CA070 CANNON COCHRAN MANAGEMENT SERVICES	1	0	0%	No Filings	No Filings	No Filings
CA300 SEDGWICK CLAIMS MANAGEMENT SERVICES	2	1	50%	No Filings	No Filings	No Filings
TPA Total	6	4	67% ▼	1	1	100% ▲
MARKEL CORP GROUP Group Total	6	4	67% ▼	2	2	100% ▲
MATRIX ABSENCE MANAGEMENT	FROIs Filed	Timely FROIs	Compliance	Payments Made	Timely Payments	Compliance
CA252 MATRIX ABSENCE MANAGEMENT	No Filings	No Filings	No Filings	1	1	100%
Total	No Filings	No Filings	No Filings	1	1	100% ▲
MATRIX ABSENCE MANAGEMENT Group Total	No Filings	No Filings	No Filings	1	1	100% ▲
MEADOWBROOK INSURANCE	FROIs Filed	Timely FROIs	Compliance	Payments Made	Timely Payments	Compliance
CA255 MEADOWBROOK INSURANCE	1	0	0%	1	0	0%
Total	1	0	0% ▼	1	0	0% ▼
MEADOWBROOK INSURANCE Group Total	1	0	0% ▼	1	0	0% ▼
NATIONAL INTERSTATE INSURANCE	FROIs Filed	Timely FROIs	Compliance	Payments Made	Timely Payments	Compliance
CA267 NATIONAL INTERSTATE INSURANCE COMPANY	5	2	40%	3	2	67%
Total	5	2	40% ▼	3	2	67% ▼
NATIONAL INTERSTATE INSURANCE Group Total	5	2	40% ▼	3	2	67% ▼
NATIONWIDE INSURANCE	FROIs Filed	Timely FROIs	Compliance	Payments Made	Timely Payments	Compliance
CA289 NATIONAL CASUALTY	8	6	75%	1	1	100%
CA291 NATIONWIDE AGRIBUSINESS INSURANCE	2	1	50%	1	1	100%
CA477 NATIONWIDE GENERAL INSURANCE	*	*	*	*	*	*
CA473 NATIONWIDE INSURANCE CO OF AMERICA	*	*	*	*	*	*
Total	10	7	70% ▼	2	2	100% ▲
NATIONWIDE INSURANCE TPA Administered Claims						
CA160 ESIS	1	0	0%	No Filings	No Filings	No Filings
CA190 GALLAGHER BASSETT SERVICES	No Filings	No Filings	No Filings	2	0	0%
TPA Total	1	0	0% ▼	2	0	0% ▼
NATIONWIDE INSURANCE Group Total	11	7	64% ▼	4	2	50% ▼
NEXT LEVEL ADMINISTRATORS	FROIs Filed	Timely FROIs	Compliance	Payments Made	Timely Payments	Compliance
CA433 NEXT LEVEL ADMINISTRATORS	5	2	40%	2	0	0%
Total	5	2	40% ▼	2	0	0% ▼
NEXT LEVEL ADMINISTRATORS Group Total	5	2	40% ▼	2	0	0% ▼

Maine Workers' Compensation Board
 Lost Time FROI Filing Benchmark: 85%
 Initial Indemnity Payment Benchmark: 87%

▲ Indicates benchmark met or exceeded
 ▼ Indicates benchmark not met

INSURANCE GROUP COMPLIANCE
Lost Time FROI and Initial Indemnity Payments
Fourth Quarter
10/1/2025 - 12/31/2025

Insurance Company	Total Lost Time FROIs Filed	Lost Time FROIs Filed Timely	Compliance Percentage	Total Initial Indemnity Payments Made	Initial Indemnity Payments Made Timely	Compliance Percentage
NORTH AMERICAN RISK SERVICES	FROIs Filed	Timely FROIs	Compliance	Payments Made	Timely Payments	Compliance
CA268 NORTH AMERICAN RISK SERVICES	1	0	0%	1	1	100%
Total	1	0	0% ▼	1	1	100% ▲
NORTH AMERICAN RISK SERVICES Group Total	1	0	0% ▼	1	1	100% ▲
OLD REPUBLIC INSURANCE	FROIs Filed	Timely FROIs	Compliance	Payments Made	Timely Payments	Compliance
CA196 GREAT WEST CASUALTY	*	*	*	*	*	*
OLD REPUBLIC GENERAL INSURANCE CORP.	*	*	*	*	*	*
OLD REPUBLIC INSURANCE	*	*	*	*	*	*
Total	*	*	*	*	*	*
OLD REPUBLIC INSURANCE TPA Administered Claims						
CA040 BROADSPIRE SERVICES	1	1	100%	No Filings	No Filings	No Filings
CA070 CANNON COCHRAN MANAGEMENT SERVICES	21	18	86%	10	7	70%
CA116 CORVEL ENTERPRISE COMP	1	1	100%	No Filings	No Filings	No Filings
CA160 ESIS	1	1	100%	1	1	100%
CA190 GALLAGHER BASSETT SERVICES	10	9	90%	2	0	0%
CA204 HELMSMAN MANAGEMENT SERVICES	2	0	0%	2	1	50%
CA300 SEDGWICK CLAIMS MANAGEMENT SERVICES	2	2	100%	No Filings	No Filings	No Filings
CA280 TRISTAR CLAIMS MANAGEMENT SERVICES	No Filings	No Filings	No Filings	1	1	100%
TPA Total	38	32	84% ▼	16	10	63% ▼
OLD REPUBLIC INSURANCE Group Total	38	32	84% ▼	16	10	63% ▼
PENNSYLVANIA MFG ASSN	FROIs Filed	Timely FROIs	Compliance	Payments Made	Timely Payments	Compliance
MANUFACTURERS ALLIANCE INSURANCE	*	*	*	*	*	*
PENNSYLVANIA MFG ASSN	*	*	*	*	*	*
PENNSYLVANIA MFG INDEMNITY CO	*	*	*	*	*	*
Total	*	*	*	*	*	*
PENNSYLVANIA MFG ASSN TPA Administered Claims						
CA190 GALLAGHER BASSETT SERVICES	16	13	81%	6	1	17%
TPA Total	16	13	81% ▼	6	1	17% ▼
PENNSYLVANIA MFG ASSN Group Total	16	13	81% ▼	6	1	17% ▼
PROTECTIVE INSURANCE	FROIs Filed	Timely FROIs	Compliance	Payments Made	Timely Payments	Compliance
CA277 PROTECTIVE INSURANCE COMPANY	*	*	*	*	*	*
Total	*	*	*	*	*	*
PROTECTIVE INSURANCE TPA Administered Claims						
CA040 BROADSPIRE SERVICES	5	4	80%	2	2	100%
TPA Total	5	4	80% ▼	2	2	100% ▲
PROTECTIVE INSURANCE Group Total	5	4	80% ▼	2	2	100% ▲

INSURANCE GROUP COMPLIANCE
Lost Time FROI and Initial Indemnity Payments
Fourth Quarter
10/1/2025 - 12/31/2025

Insurance Company	Total Lost Time FROIs Filed	Lost Time FROIs Filed Timely	Compliance Percentage	Total Initial Indemnity Payments Made	Initial Indemnity Payments Made Timely	Compliance Percentage
QBE INSURANCE GROUP	FROIs Filed	Timely FROIs	Compliance	Payments Made	Timely Payments	Compliance
QBE INSURANCE GROUP	*	*	*	*	*	*
Total	*	*	*	*	*	*
QBE INSURANCE GROUP TPA Administered Claims						
CA300 SEDGWICK CLAIMS MANAGEMENT SERVICES	5	2	40%	No Filings	No Filings	No Filings
TPA Total	5	2	40% ▼	No Filings	No Filings	No Filings
QBE INSURANCE GROUP Group Total	5	2	40% ▼	No Filings	No Filings	No Filings
RLI INSURANCE GROUP	FROIs Filed	Timely FROIs	Compliance	Payments Made	Timely Payments	Compliance
RLI INSURANCE	*	*	*	*	*	*
Total	*	*	*	*	*	*
RLI INSURANCE GROUP TPA Administered Claims						
CA190 GALLAGHER BASSETT SERVICES	1	1	100%	1	1	100%
TPA Total	1	1	100% ▲	1	1	100% ▲
RLI INSURANCE GROUP Group Total	1	1	100% ▲	1	1	100% ▲
SAFETY NATIONAL CASUALTY CORP	FROIs Filed	Timely FROIs	Compliance	Payments Made	Timely Payments	Compliance
SAFETY NATIONAL CASUALTY CORP	*	*	*	*	*	*
Total	*	*	*	*	*	*
SAFETY NATIONAL CASUALTY CORP TPA Administered Claims						
CA040 BROADSPIRE SERVICES	3	2	67%	2	2	100%
CA070 CANNON COCHRAN MANAGEMENT SERVICES	2	1	50%	No Filings	No Filings	No Filings
CA116 CORVEL ENTERPRISE COMP	3	2	67%	1	0	0%
CA190 GALLAGHER BASSETT SERVICES	3	3	100%	1	1	100%
CA204 HELMSMAN MANAGEMENT SERVICES	2	1	50%	1	1	100%
CA300 SEDGWICK CLAIMS MANAGEMENT SERVICES	3	3	100%	No Filings	No Filings	No Filings
TPA Total	16	12	75% ▼	5	4	80% ▼
SAFETY NATIONAL CASUALTY CORP Group Total	16	12	75% ▼	5	4	80% ▼
SEDGWICK CLAIMS MANAGEMENT SERVICES	FROIs Filed	Timely FROIs	Compliance	Payments Made	Timely Payments	Compliance
CA300 SEDGWICK CLAIMS MANAGEMENT SERVICES	225	205	91%	35	31	89%
Total	225	205	91% ▲	35	31	89% ▲
SEDGWICK CLAIMS MANAGEMENT SERVICES Group Total	225	205	91% ▲	35	31	89% ▲

Maine Workers' Compensation Board
Lost Time FROI Filing Benchmark: 85%
Initial Indemnity Payment Benchmark: 87%

▲ Indicates benchmark met or exceeded
▼ Indicates benchmark not met

INSURANCE GROUP COMPLIANCE
Lost Time FROI and Initial Indemnity Payments
Fourth Quarter
10/1/2025 - 12/31/2025

Insurance Company	Total Lost Time FROIs Filed	Lost Time FROIs Filed Timely	Compliance Percentage	Total Initial Indemnity Payments Made	Initial Indemnity Payments Made Timely	Compliance Percentage
SENTRY INSURANCE	FROIs Filed	Timely FROIs	Compliance	Payments Made	Timely Payments	Compliance
CA426 MIDDLESEX INSURANCE COMPANY	1	1	100%	No Filings	No Filings	No Filings
CA402 SENTRY CASUALTY	*	*	*	*	*	*
CA305 SENTRY INSURANCE	8	5	63%	3	2	67%
CA308 SENTRY SELECT INSURANCE	1	1	100%	No Filings	No Filings	No Filings
Total	10	7	70% ▼	3	2	67% ▼
SENTRY INSURANCE Group Total	10	7	70% ▼	3	2	67% ▼
SOMPO JAPAN INSURANCE	FROIs Filed	Timely FROIs	Compliance	Payments Made	Timely Payments	Compliance
SOMPO JAPAN INSURANCE COMPANY OF AMERICA	*	*	*	*	*	*
Total	*	*	*	*	*	*
SOMPO JAPAN INSURANCE TPA Administered Claims						
CA190 GALLAGHER BASSETT SERVICES	1	1	100%	1	1	100%
CA300 SEDGWICK CLAIMS MANAGEMENT SERVICES	1	0	0%	1	1	100%
TPA Total	2	1	50% ▼	2	2	100% ▲
SOMPO JAPAN INSURANCE Group Total	2	1	50% ▼	2	2	100% ▲
STARR INDEMNITY INSURANCE	FROIs Filed	Timely FROIs	Compliance	Payments Made	Timely Payments	Compliance
STARR INDEMNITY INSURANCE	*	*	*	*	*	*
Total	*	*	*	*	*	*
STARR INDEMNITY INSURANCE TPA Administered Claims						
CA040 BROADSPIRE SERVICES	9	7	78%	5	3	60%
CA116 CORVEL ENTERPRISE COMP	2	1	50%	No Filings	No Filings	No Filings
CA190 GALLAGHER BASSETT SERVICES	6	6	100%	No Filings	No Filings	No Filings
CA300 SEDGWICK CLAIMS MANAGEMENT SERVICES	1	1	100%	No Filings	No Filings	No Filings
TPA Total	18	15	83% ▼	5	3	60% ▼
STARR INDEMNITY INSURANCE Group Total	18	15	83% ▼	5	3	60% ▼
STATE OF MAINE WORKERS' COMPENSATION TRUST	FROIs Filed	Timely FROIs	Compliance	Payments Made	Timely Payments	Compliance
CA307 STATE OF MAINE WORKERS' COMPENSATION TRUST	135	119	88%	29	26	90%
Total	135	119	88% ▲	29	26	90% ▲
STATE OF MAINE WORKERS' COMPENSATION TRUST Group Total	135	119	88% ▲	29	26	90% ▲
SYNERNET	FROIs Filed	Timely FROIs	Compliance	Payments Made	Timely Payments	Compliance
CA320 SYNERNET	137	129	94%	25	21	84%
Total	137	129	94% ▲	25	21	84% ▼
SYNERNET Group Total	137	129	94% ▲	25	21	84% ▼

INSURANCE GROUP COMPLIANCE
 Lost Time FROI and Initial Indemnity Payments
 Fourth Quarter
 10/1/2025 - 12/31/2025

Insurance Company	Total Lost Time FROIs Filed	Lost Time FROIs Filed Timely	Compliance Percentage	Total Initial Indemnity Payments Made	Initial Indemnity Payments Made Timely	Compliance Percentage
TRAVELERS INSURANCE	FROIs Filed	Timely FROIs	Compliance	Payments Made	Timely Payments	Compliance
CA072 CHARTER OAK FIRE INSURANCE	2	0	0%	1	1	100%
CA164 FARMINGTON CASUALTY	4	1	25%	1	1	100%
CA306 STANDARD FIRE INSURANCE	6	3	50%	4	3	75%
CA347 TRAVELERS CASUALTY & SURETY	34	24	71%	18	17	94%
CA348 TRAVELERS CASUALTY INSURANCE COMPANY OF AMERICA	3	3	100%	1	1	100%
CA349 TRAVELERS COMMERCIAL CASUALTY	4	4	100%	4	4	100%
CA346 TRAVELERS INDEMNITY COMPANY OF AMERICA	*	*	*	*	*	*
CA345 TRAVELERS PROPERTY CASUALTY INSURANCE	4	0	0%	2	2	100%
Total	57	35	61% ▼	31	29	94% ▲
TRAVELERS INSURANCE TPA Administered Claims						
CA110 CONSTITUTION STATE SERVICES	4	3	75%	6	6	100%
CA300 SEDGWICK CLAIMS MANAGEMENT SERVICES	7	7	100%	No Filings	No Filings	No Filings
TPA Total	11	10	91% ▲	6	6	100% ▲
TRAVELERS INSURANCE Group Total	68	45	66% ▼	37	35	95% ▲
UNITED WISCONSIN INSURANCE	FROIs Filed	Timely FROIs	Compliance	Payments Made	Timely Payments	Compliance
UNITED WISCONSIN INSURANCE	*	*	*	*	*	*
Total	*	*	*	*	*	*
UNITED WISCONSIN INSURANCE TPA Administered Claims						
CA433 NEXT LEVEL ADMINISTRATOR LLC	5	2	40%	2	0	0%
TPA Total	5	2	40% ▼	2	0	0% ▼
UNITED WISCONSIN INSURANCE Group Total	5	2	40% ▼	2	0	0% ▼
WALMART ASSOCIATES	FROIs Filed	Timely FROIs	Compliance	Payments Made	Timely Payments	Compliance
CA100 WALMART ASSOCIATES	89	74	83%	6	4	67%
Total	89	74	83% ▼	6	4	67% ▼
WALMART ASSOCIATES Group Total	89	74	83% ▼	6	4	67% ▼
WORKERS COMP FUND GROUP	FROIs Filed	Timely FROIs	Compliance	Payments Made	Timely Payments	Compliance
WORKERS COMP FUND GROUP	*	*	*	*	*	*
Total	*	*	*	*	*	*
WORKERS COMP FUND GROUP TPA Administered Claims						
CA190 GALLAGHER BASSETT SERVICES	1	1	100%	No Filings	No Filings	No Filings
TPA Total	1	1	100% ▲	No Filings	No Filings	No Filings
WORKERS COMP FUND GROUP Group Total	1	1	100% ▲	No Filings	No Filings	No Filings

INSURANCE GROUP COMPLIANCE

Lost Time FROI and Initial Indemnity Payments

Fourth Quarter

10/1/2025 - 12/31/2025

Insurance Company	Total Lost Time FROIs Filed	Lost Time FROIs Filed Timely	Compliance Percentage	Total Initial Indemnity Payments Made	Initial Indemnity Payments Made Timely	Compliance Percentage
ZURICH INSURANCE	FROIs Filed	Timely FROIs	Compliance	Payments Made	Timely Payments	Compliance
CA022 AMERICAN ZURICH	25	10	40%	5	5	100%
CA400 ZURICH AMERICAN INSURANCE	6	2	33%	2	2	100%
Total	31	12	39% ▼	7	7	100% ▲
ZURICH INSURANCE TPA Administered Claims						
CA070 CANNON COCHRAN MANAGEMENT SERVICES	3	2	67%	1	1	100%
CA116 CORVEL ENTERPRISE COMP	16	9	56%	5	2	40%
CA417 CREATIVE RISK SOLUTIONS	No Filings	No Filings	No Filings	1	1	100%
CA190 GALLAGHER BASSETT SERVICES	23	20	87%	5	2	40%
CA204 HELMSMAN MANAGEMENT SERVICES	2	1	50%	1	1	100%
CA300 SEDGWICK CLAIMS MANAGEMENT SERVICES	18	18	100%	1	1	100%
TPA Total	62	50	81% ▼	14	8	57% ▼
ZURICH INSURANCE Group Total	93	62	67% ▼	21	15	71% ▼

INSURANCE GROUP COMPLIANCE
Initial MOP and Initial Indemnity NOC Filings
Fourth Quarter
10/1/2025 - 12/31/2025

Insurance Company	Total Initial MOPs Filed	Initial MOPs Filed Timely	Compliance Percentage	Total Initial Indemnity NOCs Filed	Initial Indemnity NOCs Filed Timely	Compliance Percentage
ACADIA INSURANCE	MOPs Filed	Timely MOPs	Compliance	NOCs Filed	Timely NOCs	Compliance
CA010 ACADIA INSURANCE	12	8	67%	4	4	100%
Total	12	8	67% ▼	4	4	100% ▲
ACADIA INSURANCE Group Total	12	8	67% ▼	4	4	100% ▲
ACCIDENT FUND INSURANCE	MOPs Filed	Timely MOPs	Compliance	NOCs Filed	Timely NOCs	Compliance
ACCIDENT FUND INSURANCE	*	*	*	*	*	*
Total	*	*	*	*	*	*
ACCIDENT FUND INSURANCE TPA Administered Claims						
CA190 GALLAGHER BASSETT SERVICES	2	0	0%	No Filings	No Filings	No Filings
TPA Total	2	0	0% ▼	No Filings	No Filings	No Filings
ACCIDENT FUND INSURANCE Group Total	2	0	0% ▼	No Filings	No Filings	No Filings
ACUITY MUTUAL INSURANCE	MOPs Filed	Timely MOPs	Compliance	NOCs Filed	Timely NOCs	Compliance
CA418 ACUITY MUTUAL INSURANCE	3	3	100%	No Filings	No Filings	No Filings
Total	3	3	100% ▲	No Filings	No Filings	No Filings
ACUITY MUTUAL INSURANCE Group Total	3	3	100% ▲	No Filings	No Filings	No Filings
AIG INSURANCE	MOPs Filed	Timely MOPs	Compliance	NOCs Filed	Timely NOCs	Compliance
CA015 AIG CLAIMS, INC	*	*	*	*	*	*
Total	*	*	*	*	*	*
AIG INSURANCE TPA Administered Claims						
CA040 BROADSPIRE SERVICES	1	0	0%	1	1	100%
CA070 CANNON COCHRAN MANAGEMENT SERVICES	No Filings	No Filings	No Filings	No Filings	No Filings	No Filings
CA116 CORVEL ENTERPRISE COMP	No Filings	No Filings	No Filings	No Filings	No Filings	No Filings
CA190 GALLAGHER BASSETT SERVICES	4	2	50%	5	5	100%
CA204 HELMSMAN MANAGEMENT SERVICES	7	6	86%	1	1	100%
CA300 SEDGWICK CLAIMS MANAGEMENT SERVICES	4	4	100%	18	16	89%
TPA Total	16	12	75% ▼	25	23	92% ▲
AIG INSURANCE Group Total	16	12	75% ▼	25	23	92% ▲
AIM MUTUAL GROUP	MOPs Filed	Timely MOPs	Compliance	NOCs Filed	Timely NOCs	Compliance
CA472 AIM MUTUAL INSURANCE	2	2	100%	No Filings	No Filings	No Filings
Total	2	2	100% ▲	No Filings	No Filings	No Filings
AIM MUTUAL GROUP Group Total	2	2	100% ▲	No Filings	No Filings	No Filings

INSURANCE GROUP COMPLIANCE
Initial MOP and Initial Indemnity NOC Filings
Fourth Quarter
10/1/2025 - 12/31/2025

Insurance Company	Total Initial MOPs Filed	Initial MOPs Filed Timely	Compliance Percentage	Total Initial Indemnity NOCs Filed	Initial Indemnity NOCs Filed Timely	Compliance Percentage
AMERICAN FINANCIAL GROUP	MOPs Filed	Timely MOPs	Compliance	NOCs Filed	Timely NOCs	Compliance
CA192 GREAT AMERICAN ALLIANCE INSURANCE	No Filings	No Filings	No Filings	1	1	100%
CA482 GREAT AMERICAN ASSURANCE	*	*	*	*	*	*
CA379 VANLINER INSURANCE	*	*	*	*	*	*
Total	No Filings	No Filings	No Filings	1	1	100% ▲
AMERICAN FINANCIAL GROUP TPA Administered Claims						
CA267 NATIONAL INTERSTATE INSURANCE	3	2	67%	2	2	100%
TPA Total	3	2	67% ▼	2	2	100% ▲
AMERICAN FINANCIAL GROUP Group Total	3	2	67% ▼	3	3	100% ▲
AMERISURE INSURANCE	MOPs Filed	Timely MOPs	Compliance	NOCs Filed	Timely NOCs	Compliance
CA013 AMERISURE INSURANCE	*	*	*	*	*	*
AMERISURE MUTUAL INSURANCE	*	*	*	*	*	*
Total	*	*	*	*	*	*
AMERISURE INSURANCE TPA Administered Claims						
CA190 GALLAGHER BASSETT SERVICES	No Filings	No Filings	No Filings	No Filings	No Filings	No Filings
TPA Total	No Filings	No Filings	No Filings	No Filings	No Filings	No Filings
AMERISURE INSURANCE Group Total	No Filings	No Filings	No Filings	No Filings	No Filings	No Filings
AMTRUST INSURANCE	MOPs Filed	Timely MOPs	Compliance	NOCs Filed	Timely NOCs	Compliance
CA437 AMTRUST NORTH AMERICA	5	4	80%	3	0	0%
Total	5	4	80% ▼	3	0	0% ▼
AMTRUST INSURANCE Group Total	5	4	80% ▼	3	0	0% ▼
ARCH INSURANCE	MOPs Filed	Timely MOPs	Compliance	NOCs Filed	Timely NOCs	Compliance
ARCH INSURANCE	*	*	*	*	*	*
Total	*	*	*	*	*	*
ARCH INSURANCE TPA Administered Claims						
CA040 BROADSPIRE SERVICES	2	2	100%	1	1	100%
CA070 CANNON COCHRAN MANAGEMENT SERVICES	1	1	100%	No Filings	No Filings	No Filings
CA110 CONSTITUTION STATE SERVICES	No Filings	No Filings	No Filings	No Filings	No Filings	No Filings
CA190 GALLAGHER BASSETT SERVICES	3	2	67%	2	2	100%
CA300 SEDGWICK CLAIMS MANAGEMENT SERVICES	2	2	100%	2	2	100%
TPA Total	8	7	88% ▲	5	5	100% ▲
ARCH INSURANCE Group Total	8	7	88% ▲	5	5	100% ▲
AUTO OWNERS GRP	MOPs Filed	Timely MOPs	Compliance	NOCs Filed	Timely NOCs	Compliance
CA495 CONCORD GENERAL MUTUAL INSURANCE COMPANY	2	2	100%	No Filings	No Filings	No Filings
Total	2	2	100% ▲	No Filings	No Filings	No Filings
AUTO OWNERS GRP Group Total	2	2	100% ▲	No Filings	No Filings	No Filings

Maine Workers' Compensation Board
Initial MOP Filing Benchmark: 85%
Initial Indemnity NOC Benchmark: 90%

▲ Indicates benchmark met or exceeded
▼ Indicates benchmark not met

INSURANCE GROUP COMPLIANCE
Initial MOP and Initial Indemnity NOC Filings
Fourth Quarter
10/1/2025 - 12/31/2025

Insurance Company	Total Initial MOPs Filed	Initial MOPs Filed Timely	Compliance Percentage	Total Initial Indemnity NOCs Filed	Initial Indemnity NOCs Filed Timely	Compliance Percentage
AXA INS GROUP	MOPs Filed	Timely MOPs	Compliance	NOCs Filed	Timely NOCs	Compliance
XL INSURANCE AMERICA INC	*	*	*	*	*	*
CA384 XL SPECIALTY INSURANCE	*	*	*	*	*	*
Total	*	*	*	*	*	*
AXA INS GROUP TPA Administered Claims						
CA070 CANNON COCHRAN MANAGEMENT SERVICES	1	1	100%	No Filings	No Filings	No Filings
CA110 CONSTITUTION STATE SERVICES	1	1	100%	No Filings	No Filings	No Filings
CA117 COTTINGHAM & BUTLER CLAIMS SERVICES	1	0	0%	No Filings	No Filings	No Filings
CA190 GALLAGHER BASSETT SERVICES	3	3	100%	No Filings	No Filings	No Filings
CA300 SEDGWICK CLAIMS MANAGEMENT SERVICES	2	1	50%	2	2	100%
TPA Total	8	6	75% ▼	2	2	100% ▲
AXA INS GROUP Group Total	8	6	75% ▼	2	2	100% ▲
BATH IRON WORKS	MOPs Filed	Timely MOPs	Compliance	NOCs Filed	Timely NOCs	Compliance
CA036 BATH IRON WORKS	11	10	91%	No Filings	No Filings	No Filings
Total	11	10	91% ▲	No Filings	No Filings	No Filings
BATH IRON WORKS Group Total	11	10	91% ▲	No Filings	No Filings	No Filings
BERKLEY CASUALTY	MOPs Filed	Timely MOPs	Compliance	NOCs Filed	Timely NOCs	Compliance
	*	*	*	*	*	*
Total	*	*	*	*	*	*
BERKLEY CASUALTY TPA Administered Claims						
CA190 GALLAGHER BASSETT SERVICES	1	1	100%	No Filings	No Filings	No Filings
TPA Total	1	1	100% ▲	No Filings	No Filings	No Filings
BERKLEY CASUALTY Group Total	1	1	100% ▲	No Filings	No Filings	No Filings
BERKSHIRE HATHAWAY GROUP	MOPs Filed	Timely MOPs	Compliance	NOCs Filed	Timely NOCs	Compliance
CA037 BERKSHIRE HATHAWAY DIRECT INSURANCE	No Filings	No Filings	No Filings	1	0	0%
CA114 BERKSHIRE HATHAWAY HOMESTATE INSURANCE	3	0	0%	No Filings	No Filings	No Filings
CA474 NATIONAL LIABILITY AND FIRE INSURANCE	*	*	*	*	*	*
CA293 REDWOOD FIRE AND CASUALTY INSURANCE	*	*	*	*	*	*
CA498 WELLFLEET NEW YORK INSURANCE	No Filings	No Filings	No Filings	2	0	0%
Total	3	0	0% ▼	3	0	0% ▼
BERKSHIRE HATHAWAY GROUP Group Total	3	0	0% ▼	3	0	0% ▼
BROADSPIRE SERVICES	MOPs Filed	Timely MOPs	Compliance	NOCs Filed	Timely NOCs	Compliance
CA040 BROADSPIRE SERVICES	15	12	80%	4	4	100%
Total	15	12	80% ▼	4	4	100% ▲
BROADSPIRE SERVICES Group Total	15	12	80% ▼	4	4	100% ▲

INSURANCE GROUP COMPLIANCE
Initial MOP and Initial Indemnity NOC Filings
Fourth Quarter
10/1/2025 - 12/31/2025

Insurance Company	Total Initial MOPs Filed	Initial MOPs Filed Timely	Compliance Percentage	Total Initial Indemnity NOCs Filed	Initial Indemnity NOCs Filed Timely	Compliance Percentage
CANNON COCHRAN MANAGEMENT SERVICES	MOPs Filed	Timely MOPs	Compliance	NOCs Filed	Timely NOCs	Compliance
CA070 CANNON COCHRAN MANAGEMENT SERVICES	26	22	85%	9	8	89%
Total	26	22	85% ▲	9	8	89% ▼
CANNON COCHRAN MANAGEMENT SERVICES Group Total	26	22	85% ▲	9	8	89% ▼
CAROLINA CASUALTY INS CO	MOPs Filed	Timely MOPs	Compliance	NOCs Filed	Timely NOCs	Compliance
CAROLINA CASUALTY INS CO	*	*	*	*	*	*
Total	*	*	*	*	*	*
CAROLINA CASUALTY INS CO TPA Administered Claims						
CA190 GALLAGHER BASSETT SERVICES	No Filings	No Filings	No Filings	1	1	100%
TPA Total	No Filings	No Filings	No Filings	1	1	100% ▲
CAROLINA CASUALTY INS CO Group Total	No Filings	No Filings	No Filings	1	1	100% ▲
CHUBB INSURANCE	MOPs Filed	Timely MOPs	Compliance	NOCs Filed	Timely NOCs	Compliance
ACE INSURANCE	*	*	*	*	*	*
CA046 CHUBB INSURANCE	*	*	*	*	*	*
CA090 FEDERAL INSURANCE	*	*	*	*	*	*
INDEMNITY INS CO OF NORTH AMERICA	*	*	*	*	*	*
PACIFIC INDEMNITY CO	*	*	*	*	*	*
Total	*	*	*	*	*	*
CHUBB INSURANCE TPA Administered Claims						
CA040 BROADSPIRE SERVICES	1	1	100%	No Filings	No Filings	No Filings
CA070 CANNON COCHRAN MANAGEMENT SERVICES	No Filings	No Filings	No Filings	2	1	50%
CA110 CONSTITUTION STATE SERVICES	No Filings	No Filings	No Filings	No Filings	No Filings	No Filings
CA116 CORVEL ENTERPRISE COMP	3	2	67%	6	1	17%
CA160 ESIS	11	8	73%	1	1	100%
CA190 GALLAGHER BASSETT SERVICES	14	9	64%	5	5	100%
CA204 HELMSMAN MANAGEMENT SERVICES	4	3	75%	3	3	100%
CA300 SEDGWICK CLAIMS MANAGEMENT SERVICES	19	17	89%	16	16	100%
TPA Total	52	40	77% ▼	33	27	82% ▼
CHUBB INSURANCE Group Total	52	40	77% ▼	33	27	82% ▼

INSURANCE GROUP COMPLIANCE
Initial MOP and Initial Indemnity NOC Filings
Fourth Quarter
10/1/2025 - 12/31/2025

Insurance Company	Total Initial MOPs Filed	Initial MOPs Filed Timely	Compliance Percentage	Total Initial Indemnity NOCs Filed	Initial Indemnity NOCs Filed Timely	Compliance Percentage
CNA INSURANCE	MOPs Filed	Timely MOPs	Compliance	NOCs Filed	Timely NOCs	Compliance
CA083 CNA CLAIMS PLUS	*	*	*	*	*	*
CA271 NATIONAL FIRE INSURANCE	*	*	*	*	*	*
CA087 THE CONTINENTAL INSURANCE	1	1	100%	No Filings	No Filings	No Filings
CA314 TRANSPORTATION INSURANCE	*	*	*	*	*	*
Total	1	1	100% ▲	No Filings	No Filings	No Filings
CNA INSURANCE TPA Administered Claims						
CA116 CORVEL ENTERPRISE COMP	2	2	100%	No Filings	No Filings	No Filings
CA190 GALLAGHER BASSETT SERVICES	No Filings	No Filings	No Filings	No Filings	No Filings	No Filings
TPA Total	2	2	100% ▲	No Filings	No Filings	No Filings
CNA INSURANCE Group Total	3	3	100% ▲	No Filings	No Filings	No Filings
CONSTITUTION STATE SERVICES	MOPs Filed	Timely MOPs	Compliance	NOCs Filed	Timely NOCs	Compliance
CA110 CONSTITUTION STATE SERVICES	7	2	29%	No Filings	No Filings	No Filings
Total	7	2	29% ▼	No Filings	No Filings	No Filings
CONSTITUTION STATE SERVICES Group Total	7	2	29% ▼	No Filings	No Filings	No Filings
CORVEL ENTERPRISE COMP	MOPs Filed	Timely MOPs	Compliance	NOCs Filed	Timely NOCs	Compliance
CA116 CORVEL ENTERPRISE COMP	14	10	71%	13	6	46%
Total	14	10	71% ▼	13	6	46% ▼
CORVEL ENTERPRISE COMP Group Total	14	10	71% ▼	13	6	46% ▼
COTTINGHAM & BUTLER CLAIMS SERVICES	MOPs Filed	Timely MOPs	Compliance	NOCs Filed	Timely NOCs	Compliance
CA117 COTTINGHAM & BUTLER CLAIMS SERVICES	1	0	0%	No Filings	No Filings	No Filings
Total	1	0	0% ▼	No Filings	No Filings	No Filings
COTTINGHAM & BUTLER CLAIMS SERVICES Group Total	1	0	0% ▼	No Filings	No Filings	No Filings
CREATIVE RISK SOLUTIONS	MOPs Filed	Timely MOPs	Compliance	NOCs Filed	Timely NOCs	Compliance
CA417 CREATIVE RISK SOLUTIONS	1	1	100%	No Filings	No Filings	No Filings
Total	1	1	100% ▲	No Filings	No Filings	No Filings
CREATIVE RISK SOLUTIONS Group Total	1	1	100% ▲	No Filings	No Filings	No Filings
CROSS INSURANCE	MOPs Filed	Timely MOPs	Compliance	NOCs Filed	Timely NOCs	Compliance
CA093 CROSS INSURANCE	28	28	100%	57	57	100%
Total	28	28	100% ▲	57	57	100% ▲
CROSS INSURANCE Group Total	28	28	100% ▲	57	57	100% ▲
DELHAIZE AMERICA LLC	MOPs Filed	Timely MOPs	Compliance	NOCs Filed	Timely NOCs	Compliance
CA496 DELHAIZE AMERICA LLC	28	27	96%	4	4	100%
Total	28	27	96% ▲	4	4	100% ▲
DELHAIZE AMERICA LLC Group Total	28	27	96% ▲	4	4	100% ▲

Maine Workers' Compensation Board
Initial MOP Filing Benchmark: 85%
Initial Indemnity NOC Benchmark: 90%

▲ Indicates benchmark met or exceeded
▼ Indicates benchmark not met

INSURANCE GROUP COMPLIANCE
 Initial MOP and Initial Indemnity NOC Filings
 Fourth Quarter
 10/1/2025 - 12/31/2025

Insurance Company	Total Initial MOPs Filed	Initial MOPs Filed Timely	Compliance Percentage	Total Initial Indemnity NOCs Filed	Initial Indemnity NOCs Filed Timely	Compliance Percentage
EASTERN ALLIANCE INSURANCE	MOPs Filed	Timely MOPs	Compliance	NOCs Filed	Timely NOCs	Compliance
CA141 EASTERN ALLIANCE INSURANCE	21	16	76%	5	3	60%
Total	21	16	76% ▼	5	3	60% ▼
EASTERN ALLIANCE INSURANCE Group Total	21	16	76% ▼	5	3	60% ▼
EMPLOYERS HOLDINGS GROUP	MOPs Filed	Timely MOPs	Compliance	NOCs Filed	Timely NOCs	Compliance
CA480 EMPLOYERS ASSURANCE COMPANY	*	*	*	*	*	*
CA481 EMPLOYERS COMPENSATION INSURANCE	*	*	*	*	*	*
CA479 EMPLOYERS PREFERRED INSURANCE	1	0	0%	No Filings	No Filings	No Filings
Total	1	0	0% ▼	No Filings	No Filings	No Filings
EMPLOYERS HOLDINGS GROUP Group Total	1	0	0% ▼	No Filings	No Filings	No Filings
ESIS	MOPs Filed	Timely MOPs	Compliance	NOCs Filed	Timely NOCs	Compliance
CA160 ESIS	12	9	75%	1	1	100%
Total	12	9	75% ▼	1	1	100% ▲
ESIS Group Total	12	9	75% ▼	1	1	100% ▲
EVEREST REINS HOLDINGS GROUP	MOPs Filed	Timely MOPs	Compliance	NOCs Filed	Timely NOCs	Compliance
EVEREST REINS HOLDINGS	*	*	*	*	*	*
Total	*	*	*	*	*	*
EVEREST REINS HOLDINGS GROUP TPA Administered Claims						
CA040 BROADSPIRE SERVICES	No Filings	No Filings	No Filings	1	1	100%
CA116 CORVEL ENTERPRISE COMP	1	0	0%	No Filings	No Filings	No Filings
CA300 SEDGWICK CLAIMS MANAGEMENT SERVICES	1	1	100%	No Filings	No Filings	No Filings
TPA Total	2	1	50% ▼	1	1	100% ▲
EVEREST REINS HOLDINGS GROUP Group Total	2	1	50% ▼	1	1	100% ▲
FAIRFAX FINANCIAL GROUP	MOPs Filed	Timely MOPs	Compliance	NOCs Filed	Timely NOCs	Compliance
CA257 NORTH RIVER INSURANCE	No Filings	No Filings	No Filings	No Filings	No Filings	No Filings
CA375 UNITED STATES FIRE INSURANCE	*	*	*	*	*	*
13145 ZENITH INSURANCE	*	*	*	*	*	*
Total	No Filings	No Filings	No Filings	No Filings	No Filings	No Filings
FAIRFAX FINANCIAL GROUP TPA Administered Claims						
CA040 BROADSPIRE SERVICES	1	1	100%	1	1	100%
TPA Total	1	1	100% ▲	1	1	100% ▲
FAIRFAX FINANCIAL GROUP Group Total	1	1	100% ▲	1	1	100% ▲

INSURANCE GROUP COMPLIANCE
Initial MOP and Initial Indemnity NOC Filings
Fourth Quarter
10/1/2025 - 12/31/2025

Insurance Company	Total Initial MOPs Filed	Initial MOPs Filed Timely	Compliance Percentage	Total Initial Indemnity NOCs Filed	Initial Indemnity NOCs Filed Timely	Compliance Percentage
FEDERATED MUTUAL INSURANCE	MOPs Filed	Timely MOPs	Compliance	NOCs Filed	Timely NOCs	Compliance
CA091 FEDERATED MUTUAL INSURANCE	3	0	0%	1	1	100%
CA439 FEDERATED RESERVE	*	*	*	*	*	*
Total	3	0	0% ▼	1	1	100% ▲
FEDERATED MUTUAL INSURANCE Group Total	3	0	0% ▼	1	1	100% ▲
FUTURECOMP	MOPs Filed	Timely MOPs	Compliance	NOCs Filed	Timely NOCs	Compliance
CA175 FUTURECOMP	5	5	100%	4	4	100%
Total	5	5	100% ▲	4	4	100% ▲
FUTURECOMP Group Total	5	5	100% ▲	4	4	100% ▲
GALLAGHER BASSETT SERVICES	MOPs Filed	Timely MOPs	Compliance	NOCs Filed	Timely NOCs	Compliance
CA190 GALLAGHER BASSETT SERVICES	56	29	52%	18	18	100%
Total	56	29	52% ▼	18	18	100% ▲
GALLAGHER BASSETT SERVICES Group Total	56	29	52% ▼	18	18	100% ▲
GREAT DIVIDE INSURANCE	MOPs Filed	Timely MOPs	Compliance	NOCs Filed	Timely NOCs	Compliance
CA189 GREAT DIVIDE INSURANCE	No Filings	No Filings	No Filings	No Filings	No Filings	No Filings
Total	No Filings	No Filings	No Filings	No Filings	No Filings	No Filings
GREAT DIVIDE INSURANCE Group Total	No Filings	No Filings	No Filings	No Filings	No Filings	No Filings
GUARD INSURANCE	MOPs Filed	Timely MOPs	Compliance	NOCs Filed	Timely NOCs	Compliance
CA019 AMGUARD INSURANCE	No Filings	No Filings	No Filings	No Filings	No Filings	No Filings
CA140 EASTGUARD INSURANCE	*	*	*	*	*	*
CA272 NORGUARD INSURANCE	No Filings	No Filings	No Filings	1	0	0%
Total	No Filings	No Filings	No Filings	1	0	0% ▼
GUARD INSURANCE Group Total	No Filings	No Filings	No Filings	1	0	0% ▼
HANOVER INSURANCE	MOPs Filed	Timely MOPs	Compliance	NOCs Filed	Timely NOCs	Compliance
CA428 ALLMERICA FINANCIAL BENEFIT INSURANCE	No Filings	No Filings	No Filings	No Filings	No Filings	No Filings
CA048 CITIZENS INSURANCE COMPANY OF AMERICA	1	0	0%	No Filings	No Filings	No Filings
CA429 HANOVER AMERICAN INSURANCE	No Filings	No Filings	No Filings	No Filings	No Filings	No Filings
CA202 HANOVER INSURANCE	No Filings	No Filings	No Filings	No Filings	No Filings	No Filings
CA228 MASSACHUSETTS BAY INSURANCE	2	1	50%	No Filings	No Filings	No Filings
Total	3	1	33% ▼	No Filings	No Filings	No Filings
HANOVER INSURANCE Group Total	3	1	33% ▼	No Filings	No Filings	No Filings

INSURANCE GROUP COMPLIANCE
Initial MOP and Initial Indemnity NOC Filings
Fourth Quarter
10/1/2025 - 12/31/2025

Insurance Company	Total Initial MOPs Filed	Initial MOPs Filed Timely	Compliance Percentage	Total Initial Indemnity NOCs Filed	Initial Indemnity NOCs Filed Timely	Compliance Percentage
HARTFORD INSURANCE	MOPs Filed	Timely MOPs	Compliance	NOCs Filed	Timely NOCs	Compliance
CA188 HARTFORD ACCIDENT & INDEMNITY	2	2	100%	No Filings	No Filings	No Filings
CA203 HARTFORD FIRE INSURANCE	1	1	100%	No Filings	No Filings	No Filings
CA186 HARTFORD INSURANCE COMPANY OF THE MIDWEST	2	1	50%	No Filings	No Filings	No Filings
CA187 HARTFORD UNDERWRITERS INSURANCE	3	3	100%	No Filings	No Filings	No Filings
CA288 PROPERTY & CASUALTY INSURANCE COMPANY OF HARTFORD	8	6	75%	1	1	100%
CA319 TRUMBULL INSURANCE	2	2	100%	No Filings	No Filings	No Filings
CA321 TWIN CITY FIRE INSURANCE	1	1	100%	1	1	100%
Total	19	16	84% ▼	2	2	100% ▲
HARTFORD INSURANCE TPA Administered Claims						
CA070 CANNON COCHRAN MANAGEMENT SERVICES	2	2	100%	No Filings	No Filings	No Filings
CA116 CORVEL ENTERPRISE COMP	No Filings	No Filings	No Filings	2	1	50%
CA190 GALLAGHER BASSETT SERVICES	1	0	0%	No Filings	No Filings	No Filings
TPA Total	3	2	67% ▼	2	1	50% ▼
HARTFORD INSURANCE Group Total	22	18	82% ▼	4	3	75% ▼
HELMSMAN MANAGEMENT SERVICES	MOPs Filed	Timely MOPs	Compliance	NOCs Filed	Timely NOCs	Compliance
CA204 HELMSMAN MANAGEMENT SERVICES	15	13	87%	5	4	80%
Total	15	13	87% ▲	5	4	80% ▼
HELMSMAN MANAGEMENT SERVICES Group Total	15	13	87% ▲	5	4	80% ▼
HOUSTON INT INS GROUP	MOPs Filed	Timely MOPs	Compliance	NOCs Filed	Timely NOCs	Compliance
IMPERIUM INSURANCE	*	*	*	*	*	*
Total	*	*	*	*	*	*
HOUSTON INT INS GROUP TPA Administered Claims						
CA190 GALLAGHER BASSETT SERVICES	3	2	67%	1	1	100%
TPA Total	3	2	67% ▼	1	1	100% ▲
HOUSTON INT INS GROUP Group Total	3	2	67% ▼	1	1	100% ▲
KEY RISK INSURANCE	MOPs Filed	Timely MOPs	Compliance	NOCs Filed	Timely NOCs	Compliance
KEY RISK INSURANCE	*	*	*	*	*	*
Total	*	*	*	*	*	*
KEY RISK INSURANCE TPA Administered Claims						
CA190 GALLAGHER BASSETT SERVICES	No Filings	No Filings	No Filings	No Filings	No Filings	No Filings
TPA Total	No Filings	No Filings	No Filings	No Filings	No Filings	No Filings
KEY RISK INSURANCE Group Total	No Filings	No Filings	No Filings	No Filings	No Filings	No Filings

INSURANCE GROUP COMPLIANCE
Initial MOP and Initial Indemnity NOC Filings
Fourth Quarter
10/1/2025 - 12/31/2025

Insurance Company	Total Initial MOPs Filed	Initial MOPs Filed Timely	Compliance Percentage	Total Initial Indemnity NOCs Filed	Initial Indemnity NOCs Filed Timely	Compliance Percentage
LIBERTY MUTUAL INSURANCE	MOPs Filed	Timely MOPs	Compliance	NOCs Filed	Timely NOCs	Compliance
CA003 AMERICAN FIRE & CASUALTY INSURANCE	*	*	*	*	*	*
CA380 EMPLOYERS INSURANCE OF WAUSAU	*	*	*	*	*	*
CA210 LIBERTY MUTUAL INSURANCE	21	21	100%	11	11	100%
CA406 OHIO CASUALTY INSURANCE	*	*	*	*	*	*
CA407 OHIO SECURITY INSURANCE	No Filings	No Filings	No Filings	No Filings	No Filings	No Filings
Total	21	21	100% ▲	11	11	100% ▲
LIBERTY MUTUAL INSURANCE TPA Administered Claims						
CA300 SEDGWICK CLAIMS MANAGEMENT SERVICES	No Filings	No Filings	No Filings	3	3	100%
TPA Total	No Filings	No Filings	No Filings	3	3	100% ▲
LIBERTY MUTUAL INSURANCE Group Total	21	21	100% ▲	14	14	100% ▲
MAINE EMPLOYERS' MUTUAL INSURANCE	MOPs Filed	Timely MOPs	Compliance	NOCs Filed	Timely NOCs	Compliance
CA260 MAINE EMPLOYERS' MUTUAL INSURANCE	309	277	90%	164	148	90%
CA492 MEMIC INDEMNITY CO	4	3	75%	2	2	100%
Total	313	280	89% ▲	166	150	90% ▲
MAINE EMPLOYERS' MUTUAL INSURANCE Group Total	313	280	89% ▲	166	150	90% ▲
MAINE HEALTHCARE ASSOCIATION	MOPs Filed	Timely MOPs	Compliance	NOCs Filed	Timely NOCs	Compliance
CA234 MAINE HEALTHCARE ASSOCIATION	2	1	50%	5	5	100%
Total	2	1	50% ▼	5	5	100% ▲
MAINE HEALTHCARE ASSOCIATION Group Total	2	1	50% ▼	5	5	100% ▲
MAINE MOTOR TRANSPORT ASSOCIATION	MOPs Filed	Timely MOPs	Compliance	NOCs Filed	Timely NOCs	Compliance
CA230 MAINE MOTOR TRANSPORT ASSOCIATION	1	1	100%	2	2	100%
Total	1	1	100% ▲	2	2	100% ▲
MAINE MOTOR TRANSPORT ASSOCIATION Group Total	1	1	100% ▲	2	2	100% ▲
MAINE MUNICIPAL ASSOCIATION	MOPs Filed	Timely MOPs	Compliance	NOCs Filed	Timely NOCs	Compliance
CA225 MAINE MUNICIPAL ASSOCIATION	45	45	100%	57	56	98%
Total	45	45	100% ▲	57	56	98% ▲
MAINE MUNICIPAL ASSOCIATION Group Total	45	45	100% ▲	57	56	98% ▲
MAINE SCHOOL MANAGEMENT ASSOCIATION	MOPs Filed	Timely MOPs	Compliance	NOCs Filed	Timely NOCs	Compliance
CA250 MAINE SCHOOL MANAGEMENT ASSOCIATION	21	20	95%	6	6	100%
Total	21	20	95% ▲	6	6	100% ▲
MAINE SCHOOL MANAGEMENT ASSOCIATION Group Total	21	20	95% ▲	6	6	100% ▲

INSURANCE GROUP COMPLIANCE
Initial MOP and Initial Indemnity NOC Filings
Fourth Quarter
10/1/2025 - 12/31/2025

Insurance Company	Total Initial MOPs Filed	Initial MOPs Filed Timely	Compliance Percentage	Total Initial Indemnity NOCs Filed	Initial Indemnity NOCs Filed Timely	Compliance Percentage
MARKEL CORP GROUP	MOPs Filed	Timely MOPs	Compliance	NOCs Filed	Timely NOCs	Compliance
CA434 MARKEL SERVICE INCORPORATED	1	1	100%	No Filings	No Filings	No Filings
Total	1	1	100% ▲	No Filings	No Filings	No Filings
MARKEL CORP GROUP TPA Administered Claims						
CA040 BROADSPIRE SERVICES	1	1	100%	No Filings	No Filings	No Filings
CA070 CANNON COCHRAN MANAGEMENT SERVICES	No Filings	No Filings	No Filings	No Filings	No Filings	No Filings
CA300 SEDGWICK CLAIMS MANAGEMENT SERVICES	No Filings	No Filings	No Filings	No Filings	No Filings	No Filings
TPA Total	1	1	100% ▲	No Filings	No Filings	No Filings
MARKEL CORP GROUP Group Total	2	2	100% ▲	No Filings	No Filings	No Filings
MATRIX ABSENCE MANAGEMENT	MOPs Filed	Timely MOPs	Compliance	NOCs Filed	Timely NOCs	Compliance
CA252 MATRIX ABSENCE MANAGEMENT	1	0	0%	No Filings	No Filings	No Filings
Total	1	0	0% ▼	No Filings	No Filings	No Filings
MATRIX ABSENCE MANAGEMENT Group Total	1	0	0% ▼	No Filings	No Filings	No Filings
MEADOWBROOK INSURANCE	MOPs Filed	Timely MOPs	Compliance	NOCs Filed	Timely NOCs	Compliance
CA255 MEADOWBROOK INSURANCE	1	0	0%	No Filings	No Filings	No Filings
Total	1	0	0% ▼	No Filings	No Filings	No Filings
MEADOWBROOK INSURANCE Group Total	1	0	0% ▼	No Filings	No Filings	No Filings
NATIONAL INTERSTATE INSURANCE	MOPs Filed	Timely MOPs	Compliance	NOCs Filed	Timely NOCs	Compliance
CA267 NATIONAL INTERSTATE INSURANCE COMPANY	3	2	67%	2	2	100%
Total	3	2	67% ▼	2	2	100% ▲
NATIONAL INTERSTATE INSURANCE Group Total	3	2	67% ▼	2	2	100% ▲
NATIONWIDE INSURANCE	MOPs Filed	Timely MOPs	Compliance	NOCs Filed	Timely NOCs	Compliance
CA289 NATIONAL CASUALTY	1	1	100%	1	1	100%
CA291 NATIONWIDE AGRIBUSINESS INSURANCE	1	1	100%	1	1	100%
CA477 NATIONWIDE GENERAL INSURANCE	*	*	*	*	*	*
CA473 NATIONWIDE INSURANCE CO OF AMERICA	*	*	*	*	*	*
Total	2	2	100% ▲	2	2	100% ▲
NATIONWIDE INSURANCE TPA Administered Claims						
CA160 ESIS	No Filings	No Filings	No Filings	No Filings	No Filings	No Filings
CA190 GALLAGHER BASSETT SERVICES	2	0	0%	No Filings	No Filings	No Filings
TPA Total	2	0	0% ▼	No Filings	No Filings	No Filings
NATIONWIDE INSURANCE Group Total	4	2	50% ▼	2	2	100% ▲
NEXT LEVEL ADMINISTRATORS	MOPs Filed	Timely MOPs	Compliance	NOCs Filed	Timely NOCs	Compliance
CA433 NEXT LEVEL ADMINISTRATORS	2	0	0%	4	1	25%
Total	2	0	0% ▼	4	1	25% ▼
NEXT LEVEL ADMINISTRATORS Group Total	2	0	0% ▼	4	1	25% ▼

Maine Workers' Compensation Board
Initial MOP Filing Benchmark: 85%
Initial Indemnity NOC Benchmark: 90%

▲ Indicates benchmark met or exceeded
▼ Indicates benchmark not met

INSURANCE GROUP COMPLIANCE
Initial MOP and Initial Indemnity NOC Filings
Fourth Quarter
10/1/2025 - 12/31/2025

Insurance Company	Total Initial MOPs Filed	Initial MOPs Filed Timely	Compliance Percentage	Total Initial Indemnity NOCs Filed	Initial Indemnity NOCs Filed Timely	Compliance Percentage
NORTH AMERICAN RISK SERVICES	MOPs Filed	Timely MOPs	Compliance	NOCs Filed	Timely NOCs	Compliance
CA268 NORTH AMERICAN RISK SERVICES	1	1	100%	No Filings	No Filings	No Filings
Total	1	1	100% ▲	No Filings	No Filings	No Filings
NORTH AMERICAN RISK SERVICES Group Total	1	1	100% ▲	No Filings	No Filings	No Filings
OLD REPUBLIC INSURANCE	MOPs Filed	Timely MOPs	Compliance	NOCs Filed	Timely NOCs	Compliance
CA196 GREAT WEST CASUALTY	*	*	*	*	*	*
OLD REPUBLIC GENERAL INSURANCE CORP.	*	*	*	*	*	*
OLD REPUBLIC INSURANCE	*	*	*	*	*	*
Total	*	*	*	*	*	*
OLD REPUBLIC INSURANCE TPA Administered Claims						
CA040 BROADSPIRE SERVICES	No Filings	No Filings	No Filings	No Filings	No Filings	No Filings
CA070 CANNON COCHRAN MANAGEMENT SERVICES	10	7	70%	4	4	100%
CA116 CORVEL ENTERPRISE COMP	No Filings	No Filings	No Filings	No Filings	No Filings	No Filings
CA160 ESIS	1	1	100%	No Filings	No Filings	No Filings
CA190 GALLAGHER BASSETT SERVICES	2	0	0%	1	1	100%
CA204 HELMSMAN MANAGEMENT SERVICES	2	2	100%	No Filings	No Filings	No Filings
CA300 SEDGWICK CLAIMS MANAGEMENT SERVICES	No Filings	No Filings	No Filings	No Filings	No Filings	No Filings
CA280 TRISTAR CLAIMS MANAGEMENT SERVICES	1	0	0%	No Filings	No Filings	No Filings
TPA Total	16	10	63% ▼	5	5	100% ▲
OLD REPUBLIC INSURANCE Group Total	16	10	63% ▼	5	5	100% ▲
PENNSYLVANIA MFG ASSN	MOPs Filed	Timely MOPs	Compliance	NOCs Filed	Timely NOCs	Compliance
MANUFACTURERS ALLIANCE INSURANCE	*	*	*	*	*	*
PENNSYLVANIA MFG ASSN	*	*	*	*	*	*
PENNSYLVANIA MFG INDEMNITY CO	*	*	*	*	*	*
Total	*	*	*	*	*	*
PENNSYLVANIA MFG ASSN TPA Administered Claims						
CA190 GALLAGHER BASSETT SERVICES	6	1	17%	1	1	100%
TPA Total	6	1	17% ▼	1	1	100% ▲
PENNSYLVANIA MFG ASSN Group Total	6	1	17% ▼	1	1	100% ▲
PROTECTIVE INSURANCE	MOPs Filed	Timely MOPs	Compliance	NOCs Filed	Timely NOCs	Compliance
CA277 PROTECTIVE INSURANCE COMPANY	*	*	*	*	*	*
Total	*	*	*	*	*	*
PROTECTIVE INSURANCE TPA Administered Claims						
CA040 BROADSPIRE SERVICES	2	2	100%	No Filings	No Filings	No Filings
TPA Total	2	2	100% ▲	No Filings	No Filings	No Filings
PROTECTIVE INSURANCE Group Total	2	2	100% ▲	No Filings	No Filings	No Filings

INSURANCE GROUP COMPLIANCE
Initial MOP and Initial Indemnity NOC Filings
Fourth Quarter
10/1/2025 - 12/31/2025

Insurance Company	Total Initial MOPs Filed	Initial MOPs Filed Timely	Compliance Percentage	Total Initial Indemnity NOCs Filed	Initial Indemnity NOCs Filed Timely	Compliance Percentage
QBE INSURANCE GROUP QBE INSURANCE GROUP	MOPs Filed *	Timely MOPs *	Compliance *	NOCs Filed *	Timely NOCs *	Compliance *
Total	*	*	*	*	*	*
QBE INSURANCE GROUP TPA Administered Claims CA300 SEDGWICK CLAIMS MANAGEMENT SERVICES	No Filings	No Filings	No Filings	1	1	100%
TPA Total	No Filings	No Filings	No Filings	1	1	100% ▲
QBE INSURANCE GROUP Group Total	No Filings	No Filings	No Filings	1	1	100% ▲
RLI INSURANCE GROUP RLI INSURANCE	MOPs Filed *	Timely MOPs *	Compliance *	NOCs Filed *	Timely NOCs *	Compliance *
Total	*	*	*	*	*	*
RLI INSURANCE GROUP TPA Administered Claims CA190 GALLAGHER BASSETT SERVICES	1	1	100%	No Filings	No Filings	No Filings
TPA Total	1	1	100% ▲	No Filings	No Filings	No Filings
RLI INSURANCE GROUP Group Total	1	1	100% ▲	No Filings	No Filings	No Filings
SAFETY NATIONAL CASUALTY CORP SAFETY NATIONAL CASUALTY CORP	MOPs Filed *	Timely MOPs *	Compliance *	NOCs Filed *	Timely NOCs *	Compliance *
Total	*	*	*	*	*	*
SAFETY NATIONAL CASUALTY CORP TPA Administered Claims CA040 BROADSPIRE SERVICES	2	2	100%	No Filings	No Filings	No Filings
CA070 CANNON COCHRAN MANAGEMENT SERVICES	No Filings	No Filings	No Filings	1	1	100%
CA116 CORVEL ENTERPRISE COMP	1	0	0%	No Filings	No Filings	No Filings
CA190 GALLAGHER BASSETT SERVICES	1	1	100%	1	1	100%
CA204 HELMSMAN MANAGEMENT SERVICES	1	1	100%	No Filings	No Filings	No Filings
CA300 SEDGWICK CLAIMS MANAGEMENT SERVICES	No Filings	No Filings	No Filings	No Filings	No Filings	No Filings
TPA Total	5	4	80% ▼	2	2	100% ▲
SAFETY NATIONAL CASUALTY CORP Group Total	5	4	80% ▼	2	2	100% ▲
SEDGWICK CLAIMS MANAGEMENT SERVICES CA300 SEDGWICK CLAIMS MANAGEMENT SERVICES	MOPs Filed 35	Timely MOPs 31	Compliance 89%	NOCs Filed 65	Timely NOCs 62	Compliance 95%
Total	35	31	89% ▲	65	62	95% ▲
SEDGWICK CLAIMS MANAGEMENT SERVICES Group Total	35	31	89% ▲	65	62	95% ▲
SENTRY INSURANCE CA426 MIDDLESEX INSURANCE COMPANY	No Filings	No Filings	No Filings	No Filings	No Filings	No Filings
CA402 SENTRY CASUALTY	*	*	*	*	*	*
CA305 SENTRY INSURANCE	3	1	33%	No Filings	No Filings	No Filings
CA308 SENTRY SELECT INSURANCE	No Filings	No Filings	No Filings	No Filings	No Filings	No Filings
Total	3	1	33% ▼	No Filings	No Filings	No Filings
SENTRY INSURANCE Group Total	3	1	33% ▼	No Filings	No Filings	No Filings

INSURANCE GROUP COMPLIANCE
Initial MOP and Initial Indemnity NOC Filings
Fourth Quarter
10/1/2025 - 12/31/2025

Insurance Company	Total Initial MOPs Filed	Initial MOPs Filed Timely	Compliance Percentage	Total Initial Indemnity NOCs Filed	Initial Indemnity NOCs Filed Timely	Compliance Percentage
SOMPO JAPAN INSURANCE SOMPO JAPAN INSURANCE COMPANY OF AMERICA	MOPs Filed *	Timely MOPs *	Compliance *	NOCs Filed *	Timely NOCs *	Compliance *
Total	*	*	*	*	*	*
SOMPO JAPAN INSURANCE TPA Administered Claims						
CA190 GALLAGHER BASSETT SERVICES	1	1	100%	No Filings	No Filings	No Filings
CA300 SEDGWICK CLAIMS MANAGEMENT SERVICES	1	1	100%	No Filings	No Filings	No Filings
TPA Total	2	2	100% ▲	No Filings	No Filings	No Filings
SOMPO JAPAN INSURANCE Group Total	2	2	100% ▲	No Filings	No Filings	No Filings
STARR INDEMNITY INSURANCE STARR INDEMNITY INSURANCE	MOPs Filed *	Timely MOPs *	Compliance *	NOCs Filed *	Timely NOCs *	Compliance *
Total	*	*	*	*	*	*
STARR INDEMNITY INSURANCE TPA Administered Claims						
CA040 BROADSPIRE SERVICES	5	3	60%	No Filings	No Filings	No Filings
CA116 CORVEL ENTERPRISE COMP	No Filings	No Filings	No Filings	1	1	100%
CA190 GALLAGHER BASSETT SERVICES	No Filings	No Filings	No Filings	No Filings	No Filings	No Filings
CA300 SEDGWICK CLAIMS MANAGEMENT SERVICES	No Filings	No Filings	No Filings	No Filings	No Filings	No Filings
TPA Total	5	3	60% ▼	1	1	100% ▲
STARR INDEMNITY INSURANCE Group Total	5	3	60% ▼	1	1	100% ▲
STATE OF MAINE WORKERS' COMPENSATION TRUST CA307 STATE OF MAINE WORKERS' COMPENSATION TRUST	MOPs Filed 29	Timely MOPs 28	Compliance 97%	NOCs Filed 17	Timely NOCs 17	Compliance 100%
Total	29	28	97% ▲	17	17	100% ▲
STATE OF MAINE WORKERS' COMPENSATION TRUST Group Total	29	28	97% ▲	17	17	100% ▲
SYNERNET CA320 SYNERNET	MOPs Filed 25	Timely MOPs 24	Compliance 96%	NOCs Filed 26	Timely NOCs 25	Compliance 96%
Total	25	24	96% ▲	26	25	96% ▲
SYNERNET Group Total	25	24	96% ▲	26	25	96% ▲

INSURANCE GROUP COMPLIANCE
Initial MOP and Initial Indemnity NOC Filings
Fourth Quarter
10/1/2025 - 12/31/2025

Insurance Company	Total Initial MOPs Filed	Initial MOPs Filed Timely	Compliance Percentage	Total Initial Indemnity NOCs Filed	Initial Indemnity NOCs Filed Timely	Compliance Percentage
TRAVELERS INSURANCE	MOPs Filed	Timely MOPs	Compliance	NOCs Filed	Timely NOCs	Compliance
CA072 CHARTER OAK FIRE INSURANCE	1	1	100%	No Filings	No Filings	No Filings
CA164 FARMINGTON CASUALTY	1	1	100%	1	1	100%
CA306 STANDARD FIRE INSURANCE	4	1	25%	No Filings	No Filings	No Filings
CA347 TRAVELERS CASUALTY & SURETY	18	16	89%	2	2	100%
CA348 TRAVELERS CASUALTY INSURANCE COMPANY OF AMERICA	1	1	100%	No Filings	No Filings	No Filings
CA349 TRAVELERS COMMERCIAL CASUALTY	4	4	100%	No Filings	No Filings	No Filings
CA346 TRAVELERS INDEMNITY COMPANY OF AMERICA	*	*	*	*	*	*
CA345 TRAVELERS PROPERTY CASUALTY INSURANCE	2	2	100%	1	1	100%
Total	31	26	84% ▼	4	4	100% ▲
TRAVELERS INSURANCE TPA Administered Claims						
CA110 CONSTITUTION STATE SERVICES	6	1	17%	No Filings	No Filings	No Filings
CA300 SEDGWICK CLAIMS MANAGEMENT SERVICES	No Filings	No Filings	No Filings	2	2	100%
TPA Total	6	1	17% ▼	2	2	100% ▲
TRAVELERS INSURANCE Group Total	37	27	73% ▼	6	6	100% ▲
UNITED WISCONSIN INSURANCE	MOPs Filed	Timely MOPs	Compliance	NOCs Filed	Timely NOCs	Compliance
UNITED WISCONSIN INSURANCE	*	*	*	*	*	*
Total	*	*	*	*	*	*
UNITED WISCONSIN INSURANCE TPA Administered Claims						
CA433 NEXT LEVEL ADMINISTRATOR LLC	2	0	0%	4	1	25%
TPA Total	2	0	0% ▼	4	1	25% ▼
UNITED WISCONSIN INSURANCE Group Total	2	0	0% ▼	4	1	25% ▼
WALMART ASSOCIATES	MOPs Filed	Timely MOPs	Compliance	NOCs Filed	Timely NOCs	Compliance
CA100 WALMART ASSOCIATES	6	4	67%	25	25	100%
Total	6	4	67% ▼	25	25	100% ▲
WALMART ASSOCIATES Group Total	6	4	67% ▼	25	25	100% ▲
WORKERS COMP FUND GROUP	MOPs Filed	Timely MOPs	Compliance	NOCs Filed	Timely NOCs	Compliance
WORKERS COMP FUND GROUP	*	*	*	*	*	*
Total	*	*	*	*	*	*
WORKERS COMP FUND GROUP TPA Administered Claims						
CA190 GALLAGHER BASSETT SERVICES	No Filings	No Filings	No Filings	No Filings	No Filings	No Filings
TPA Total	No Filings	No Filings	No Filings	No Filings	No Filings	No Filings
WORKERS COMP FUND GROUP Group Total	No Filings	No Filings	No Filings	No Filings	No Filings	No Filings

INSURANCE GROUP COMPLIANCE
 Initial MOP and Initial Indemnity NOC Filings
 Fourth Quarter
 10/1/2025 - 12/31/2025

Insurance Company	Total Initial MOPs Filed	Initial MOPs Filed Timely	Compliance Percentage	Total Initial Indemnity NOCs Filed	Initial Indemnity NOCs Filed Timely	Compliance Percentage
ZURICH INSURANCE	MOPs Filed	Timely MOPs	Compliance	NOCs Filed	Timely NOCs	Compliance
CA022 AMERICAN ZURICH	5	5	100%	4	4	100%
CA400 ZURICH AMERICAN INSURANCE	2	1	50%	1	1	100%
Total	7	6	86% ▲	5	5	100% ▲
ZURICH INSURANCE TPA Administered Claims						
CA070 CANNON COCHRAN MANAGEMENT SERVICES	1	1	100%	No Filings	No Filings	No Filings
CA116 CORVEL ENTERPRISE COMP	5	4	80%	1	0	0%
CA417 CREATIVE RISK SOLUTIONS	1	1	100%	No Filings	No Filings	No Filings
CA190 GALLAGHER BASSETT SERVICES	5	2	40%	1	1	100%
CA204 HELMSMAN MANAGEMENT SERVICES	1	1	100%	1	0	0%
CA300 SEDGWICK CLAIMS MANAGEMENT SERVICES	1	1	100%	6	6	100%
TPA Total	14	10	71% ▼	9	7	78% ▼
ZURICH INSURANCE Group Total	21	16	76% ▼	14	12	86% ▼

INSURANCE GROUP COMPLIANCE
Wage Statements and Fringe Benefit Forms
Fourth Quarter
10/1/2025 - 12/31/2025

Insurance Company	Total Wage Statement(s) Due	Wage Statement(s) Filed Timely	Compliance Percentage	Total Fringe Benefit Form(s) Due	Fringe Benefit Form(s) Filed Timely	Compliance Percentage
ACADIA INSURANCE	Wage(s) Due	Timely Wage(s)	Compliance	Fringe(s) Due	Timely Fringe(s)	Compliance
CA010 ACADIA INSURANCE	22	12	55%	22	13	59%
Total	22	12	55% ▼	22	13	59% ▼
ACADIA INSURANCE Group Total	22	12	55% ▼	22	13	59% ▼
ACCIDENT FUND INSURANCE	Wage(s) Due	Timely Wage(s)	Compliance	Fringe(s) Due	Timely Fringe(s)	Compliance
ACCIDENT FUND INSURANCE	*	*	*	*	*	*
Total	*	*	*	*	*	*
ACCIDENT FUND INSURANCE TPA Administered Claims	Wage(s) Due	Timely Wage(s)	Compliance	Fringe(s) Due	Timely Fringe(s)	Compliance
CA190 GALLAGHER BASSETT SERVICES	*	*	*	*	*	*
TPA Total	*	*	*	*	*	*
ACCIDENT FUND INSURANCE Group Total	*	*	*	*	*	*
ACUITY MUTUAL INSURANCE	Wage(s) Due	Timely Wage(s)	Compliance	Fringe(s) Due	Timely Fringe(s)	Compliance
CA418 ACUITY MUTUAL INSURANCE	1	1	100%	1	1	100%
Total	1	1	100% ▲	1	1	100% ▲
ACUITY MUTUAL INSURANCE Group Total	1	1	100% ▲	1	1	100% ▲
AIG INSURANCE	Wage(s) Due	Timely Wage(s)	Compliance	Fringe(s) Due	Timely Fringe(s)	Compliance
CA015 AIG CLAIMS, INC	*	*	*	*	*	*
Total	*	*	*	*	*	*
AIG INSURANCE TPA Administered Claims	Wage(s) Due	Timely Wage(s)	Compliance	Fringe(s) Due	Timely Fringe(s)	Compliance
CA040 BROADSPIRE SERVICES	2	1	50%	2	1	50%
CA116 CORVEL ENTERPRISE COMP	1	0	0%	1	0	0%
CA190 GALLAGHER BASSETT SERVICES	10	7	70%	10	9	90%
CA204 HELMSMAN MANAGEMENT SERVICES	7	4	57%	7	4	57%
CA300 SEDGWICK CLAIMS MANAGEMENT SERVICES	31	26	84%	31	25	81%
TPA Total	51	38	75% ▲	51	39	76% ▼
AIG INSURANCE Group Total	51	38	75% ▲	51	39	76% ▼
AIM MUTUAL GROUP	Wage(s) Due	Timely Wage(s)	Compliance	Fringe(s) Due	Timely Fringe(s)	Compliance
CA472 AIM MUTUAL INSURANCE	3	3	100%	3	3	100%
Total	3	3	100% ▲	3	3	100% ▲
AIM MUTUAL GROUP Group Total	3	3	100% ▲	3	3	100% ▲

INSURANCE GROUP COMPLIANCE
Wage Statements and Fringe Benefit Forms
Fourth Quarter
10/1/2025 - 12/31/2025

Insurance Company	Total Wage Statement(s) Due	Wage Statement(s) Filed Timely	Compliance Percentage	Total Fringe Benefit Form(s) Due	Fringe Benefit Form(s) Filed Timely	Compliance Percentage
AMERICAN FINANCIAL GROUP	Wage(s) Due	Timely Wage(s)	Compliance	Fringe(s) Due	Timely Fringe(s)	Compliance
CA192 GREAT AMERICAN ALLIANCE INSURANCE	1	0	0%	1	0	0%
CA482 GREAT AMERICAN ASSURANCE	*	*	*	*	*	*
CA379 VANLINER INSURANCE	*	*	*	*	*	*
Total	1	0	0% ▼	1	0	0% ▼
AMERICAN FINANCIAL GROUP TPA Administered Claims						
CA267 NATIONAL INTERSTATE INSURANCE	5	4	80%	5	4	80%
TPA Total	5	4	80% ▲	5	4	80% ▲
AMERICAN FINANCIAL GROUP Group Total	6	4	67% ▼	6	4	67% ▼
AMTRUST INSURANCE	Wage(s) Due	Timely Wage(s)	Compliance	Fringe(s) Due	Timely Fringe(s)	Compliance
CA437 AMTRUST NORTH AMERICA	10	6	60%	10	6	60%
Total	10	6	60% ▼	10	6	60% ▼
AMTRUST INSURANCE Group Total	10	6	60% ▼	10	6	60% ▼
ARCH INSURANCE	Wage(s) Due	Timely Wage(s)	Compliance	Fringe(s) Due	Timely Fringe(s)	Compliance
ARCH INSURANCE	*	*	*	*	*	*
Total	*	*	*	*	*	*
ARCH INSURANCE TPA Administered Claims						
CA040 BROADSPIRE SERVICES	2	2	100%	2	2	100%
CA070 CANNON COCHRAN MANAGEMENT SERVICES	1	1	100%	1	1	100%
CA110 CONSTITUTION STATE SERVICES	2	0	0%	2	1	50%
CA190 GALLAGHER BASSETT SERVICES	6	5	83%	6	5	83%
CA300 SEDGWICK CLAIMS MANAGEMENT SERVICES	6	6	100%	6	5	83%
TPA Total	17	14	82% ▲	17	14	82% ▲
ARCH INSURANCE Group Total	17	14	82% ▲	17	14	82% ▲
AUTO OWNERS GRP	Wage(s) Due	Timely Wage(s)	Compliance	Fringe(s) Due	Timely Fringe(s)	Compliance
CA495 CONCORD GENERAL MUTUAL INSURANCE COMPANY	1	1	100%	1	1	100%
Total	1	1	100% ▲	1	1	100% ▲
AUTO OWNERS GRP Group Total	1	1	100% ▲	1	1	100% ▲

INSURANCE GROUP COMPLIANCE
Wage Statements and Fringe Benefit Forms
Fourth Quarter
10/1/2025 - 12/31/2025

Insurance Company	Total Wage Statement(s) Due	Wage Statement(s) Filed Timely	Compliance Percentage	Total Fringe Benefit Form(s) Due	Fringe Benefit Form(s) Filed Timely	Compliance Percentage
AXA INS GROUP	Wage(s) Due	Timely Wage(s)	Compliance	Fringe(s) Due	Timely Fringe(s)	Compliance
XL INSURANCE AMERICA INC	*	*	*	*	*	*
CA384 XL SPECIALTY INSURANCE	*	*	*	*	*	*
Total	*	*	*	*	*	*
AXA INS GROUP TPA Administered Claims						
CA110 CONSTITUTION STATE SERVICES	7	3	43%	7	3	43%
CA117 COTTINGHAM & BUTLER CLAIMS SERVICES	1	0	0%	1	0	0%
CA190 GALLAGHER BASSETT SERVICES	1	0	0%	1	0	0%
CA300 SEDGWICK CLAIMS MANAGEMENT SERVICES	4	3	75%	4	3	75%
TPA Total	13	6	46% ▼	13	6	46% ▼
AXA INS GROUP Group Total	13	6	46% ▼	13	6	46% ▼
BATH IRON WORKS	Wage(s) Due	Timely Wage(s)	Compliance	Fringe(s) Due	Timely Fringe(s)	Compliance
CA036 BATH IRON WORKS	13	13	100%	13	13	100%
Total	13	13	100% ▲	13	13	100% ▲
BATH IRON WORKS Group Total	13	13	100% ▲	13	13	100% ▲
BERKLEY CASUALTY	Wage(s) Due	Timely Wage(s)	Compliance	Fringe(s) Due	Timely Fringe(s)	Compliance
BERKLEY CASUALTY	*	*	*	*	*	*
Total	*	*	*	*	*	*
BERKLEY CASUALTY TPA Administered Claims						
CA190 GALLAGHER BASSETT SERVICES	1	1	100%	1	1	100%
TPA Total	1	1	100% ▲	1	1	100% ▲
BERKLEY CASUALTY Group Total	1	1	100% ▲	1	1	100% ▲
BERKSHIRE HATHAWAY GROUP	Wage(s) Due	Timely Wage(s)	Compliance	Fringe(s) Due	Timely Fringe(s)	Compliance
CA037 BERKSHIRE HATHAWAY DIRECT INSURANCE	1	0	0%	1	0	0%
CA114 BERKSHIRE HATHAWAY HOMESTATE INSURANCE	3	2	67%	3	2	67%
CA474 NATIONAL LIABILITY AND FIRE INSURANCE	*	*	*	*	*	*
CA293 REDWOOD FIRE AND CASUALTY INSURANCE	*	*	*	*	*	*
CA520 WELLFLEET INSURANCE	1	0	0%	1	0	0%
CA498 WELLFLEET NEW YORK INSURANCE	3	0	0%	3	0	0%
Total	8	2	25% ▼	8	2	25% ▼
BERKSHIRE HATHAWAY GROUP TPA Administered Claims						
CA190 GALLAGHER BASSETT SERVICES	*	*	*	*	*	*
TPA Total	*	*	*	*	*	*
BERKSHIRE HATHAWAY GROUP Group Total	8	2	25% ▼	8	2	25% ▼

INSURANCE GROUP COMPLIANCE
Wage Statements and Fringe Benefit Forms
Fourth Quarter
10/1/2025 - 12/31/2025

Insurance Company	Total Wage Statement(s) Due	Wage Statement(s) Filed Timely	Compliance Percentage	Total Fringe Benefit Form(s) Due	Fringe Benefit Form(s) Filed Timely	Compliance Percentage
BROADSPIRE SERVICES	Wage(s) Due	Timely Wage(s)	Compliance	Fringe(s) Due	Timely Fringe(s)	Compliance
CA040 BROADSPIRE SERVICES	23	21	91%	23	21	91%
Total	23	21	91% ▲	23	21	91% ▲
BROADSPIRE SERVICES Group Total	23	21	91% ▲	23	21	91% ▲
CANNON COCHRAN MANAGEMENT SERVICES	Wage(s) Due	Timely Wage(s)	Compliance	Fringe(s) Due	Timely Fringe(s)	Compliance
CA070 CANNON COCHRAN MANAGEMENT SERVICES	38	30	79%	38	29	76%
Total	38	30	79% ▲	38	29	76% ▼
CANNON COCHRAN MANAGEMENT SERVICES Group Total	38	30	79% ▲	38	29	76% ▼
CAROLINA CASUALTY INS CO	Wage(s) Due	Timely Wage(s)	Compliance	Fringe(s) Due	Timely Fringe(s)	Compliance
CAROLINA CASUALTY INS CO	*	*	*	*	*	*
Total	*	*	*	*	*	*
CAROLINA CASUALTY INS CO TPA Administered Claims	Wage(s) Due	Timely Wage(s)	Compliance	Fringe(s) Due	Timely Fringe(s)	Compliance
CA190 GALLAGHER BASSETT SERVICES	1	0	0%	1	0	0%
TPA Total	1	0	0% ▼	1	0	0% ▼
CAROLINA CASUALTY INS CO Group Total	1	0	0% ▼	1	0	0% ▼
CHUBB INSURANCE	Wage(s) Due	Timely Wage(s)	Compliance	Fringe(s) Due	Timely Fringe(s)	Compliance
ACE INSURANCE	*	*	*	*	*	*
CA046 CHUBB INSURANCE	*	*	*	*	*	*
CA090 FEDERAL INSURANCE	*	*	*	*	*	*
INDEMNITY INS CO OF NORTH AMERICA	*	*	*	*	*	*
PACIFIC INDEMNITY CO	*	*	*	*	*	*
Total	*	*	*	*	*	*
CHUBB INSURANCE TPA Administered Claims	Wage(s) Due	Timely Wage(s)	Compliance	Fringe(s) Due	Timely Fringe(s)	Compliance
CA040 BROADSPIRE SERVICES	1	1	100%	1	1	100%
CA070 CANNON COCHRAN MANAGEMENT SERVICES	2	1	50%	2	1	50%
CA116 CORVEL ENTERPRISE COMP	9	5	56%	9	4	44%
CA160 ESIS	13	10	77%	13	11	85%
CA190 GALLAGHER BASSETT SERVICES	29	24	83%	29	25	86%
CA204 HELMSMAN MANAGEMENT SERVICES	12	11	92%	12	10	83%
CA300 SEDGWICK CLAIMS MANAGEMENT SERVICES	47	46	98%	47	46	98%
TPA Total	113	98	87% ▲	113	98	87% ▲
CHUBB INSURANCE Group Total	113	98	87% ▲	113	98	87% ▲

INSURANCE GROUP COMPLIANCE
 Wage Statements and Fringe Benefit Forms
 Fourth Quarter
 10/1/2025 - 12/31/2025

Insurance Company	Total Wage Statement(s) Due	Wage Statement(s) Filed Timely	Compliance Percentage	Total Fringe Benefit Form(s) Due	Fringe Benefit Form(s) Filed Timely	Compliance Percentage
CINCINNATI FINANCIAL GROUP	Wage(s) Due	Timely Wage(s)	Compliance	Fringe(s) Due	Timely Fringe(s)	Compliance
CA438 CINCINNATI INSURANCE	*	*	*	*	*	*
Total	*	*	*	*	*	*
CINCINNATI FINANCIAL GROUP TPA Administered Claims						
CA040 BROADSPIRE SERVICES	1	1	100%	1	1	100%
TPA Total	1	1	100% ▲	1	1	100% ▲
CINCINNATI FINANCIAL GROUP Group Total	1	1	100% ▲	1	1	100% ▲
CNA INSURANCE	Wage(s) Due	Timely Wage(s)	Compliance	Fringe(s) Due	Timely Fringe(s)	Compliance
CA083 CNA CLAIMS PLUS	*	*	*	*	*	*
CA271 NATIONAL FIRE INSURANCE	*	*	*	*	*	*
CA087 THE CONTINENTAL INSURANCE	1	1	100%	1	1	100%
CA314 TRANSPORTATION INSURANCE	*	*	*	*	*	*
Total	1	1	100% ▲	1	1	100% ▲
CNA INSURANCE TPA Administered Claims						
CA116 CORVEL ENTERPRISE COMP	2	2	100%	2	2	100%
TPA Total	2	2	100% ▲	2	2	100% ▲
CNA INSURANCE Group Total	3	3	100% ▲	3	3	100% ▲
CONSTITUTION STATE SERVICES	Wage(s) Due	Timely Wage(s)	Compliance	Fringe(s) Due	Timely Fringe(s)	Compliance
CA110 CONSTITUTION STATE SERVICES	15	8	53%	15	9	60%
Total	15	8	53% ▼	15	9	60% ▼
CONSTITUTION STATE SERVICES Group Total	15	8	53% ▼	15	9	60% ▼
CORVEL ENTERPRISE COMP	Wage(s) Due	Timely Wage(s)	Compliance	Fringe(s) Due	Timely Fringe(s)	Compliance
CA116 CORVEL ENTERPRISE COMP	33	18	55%	33	16	48%
Total	33	18	55% ▼	33	16	48% ▼
CORVEL ENTERPRISE COMP Group Total	33	18	55% ▼	33	16	48% ▼
COTTINGHAM & BUTLER CLAIMS SERVICES	Wage(s) Due	Timely Wage(s)	Compliance	Fringe(s) Due	Timely Fringe(s)	Compliance
CA117 COTTINGHAM & BUTLER CLAIMS SERVICES	1	0	0%	1	0	0%
Total	1	0	0% ▼	1	0	0% ▼
COTTINGHAM & BUTLER CLAIMS SERVICES Group Total	1	0	0% ▼	1	0	0% ▼
CROSS INSURANCE	Wage(s) Due	Timely Wage(s)	Compliance	Fringe(s) Due	Timely Fringe(s)	Compliance
CA093 CROSS INSURANCE	158	124	78%	158	123	78%
Total	158	124	78% ▲	158	123	78% ▲
CROSS INSURANCE Group Total	158	124	78% ▲	158	123	78% ▲

INSURANCE GROUP COMPLIANCE
Wage Statements and Fringe Benefit Forms
Fourth Quarter
10/1/2025 - 12/31/2025

Insurance Company	Total Wage Statement(s) Due	Wage Statement(s) Filed Timely	Compliance Percentage	Total Fringe Benefit Form(s) Due	Fringe Benefit Form(s) Filed Timely	Compliance Percentage
DELHAIZE AMERICA LLC	Wage(s) Due	Timely Wage(s)	Compliance	Fringe(s) Due	Timely Fringe(s)	Compliance
CA496 DELHAIZE AMERICA LLC	40	38	95%	40	35	88%
Total	40	38	95% ▲	40	35	88% ▲
DELHAIZE AMERICA LLC Group Total	40	38	95% ▲	40	35	88% ▲
EASTERN ALLIANCE INSURANCE	Wage(s) Due	Timely Wage(s)	Compliance	Fringe(s) Due	Timely Fringe(s)	Compliance
CA141 EASTERN ALLIANCE INSURANCE	23	19	83%	23	19	83%
Total	23	19	83% ▲	23	19	83% ▲
EASTERN ALLIANCE INSURANCE Group Total	23	19	83% ▲	23	19	83% ▲
ESIS	Wage(s) Due	Timely Wage(s)	Compliance	Fringe(s) Due	Timely Fringe(s)	Compliance
CA160 ESIS	14	10	71%	14	11	79%
Total	14	10	71% ▼	14	11	79% ▲
ESIS Group Total	14	10	71% ▼	14	11	79% ▲
EVEREST REINS HOLDINGS GROUP	Wage(s) Due	Timely Wage(s)	Compliance	Fringe(s) Due	Timely Fringe(s)	Compliance
EVEREST REINS HOLDINGS	*	*	*	*	*	*
Total	*	*	*	*	*	*
EVEREST REINS HOLDINGS GROUP TPA Administered Claims						
CA040 BROADSPIRE SERVICES	1	1	100%	1	1	100%
CA116 CORVEL ENTERPRISE COMP	1	0	0%	1	0	0%
CA204 HELMSMAN MANAGEMENT SERVICES	1	0	0%	1	0	0%
CA300 SEDGWICK CLAIMS MANAGEMENT SERVICES	2	2	100%	2	2	100%
TPA Total	5	3	60% ▼	5	3	60% ▼
EVEREST REINS HOLDINGS GROUP Group Total	5	3	60% ▼	5	3	60% ▼
FAIRFAX FINANCIAL GROUP	Wage(s) Due	Timely Wage(s)	Compliance	Fringe(s) Due	Timely Fringe(s)	Compliance
CA257 NORTH RIVER INSURANCE	1	0	0%	1	0	0%
CA375 UNITED STATES FIRE INSURANCE	*	*	*	*	*	*
13145 ZENITH INSURANCE	1	1	100%	1	1	100%
Total	2	1	50% ▼	2	1	50% ▼
FAIRFAX FINANCIAL GROUP TPA Administered Claims						
CA040 BROADSPIRE SERVICES	1	1	100%	1	1	100%
TPA Total	1	1	100% ▲	1	1	100% ▲
FAIRFAX FINANCIAL GROUP Group Total	3	2	67% ▼	3	2	67% ▼

INSURANCE GROUP COMPLIANCE
 Wage Statements and Fringe Benefit Forms
 Fourth Quarter
 10/1/2025 - 12/31/2025

Insurance Company	Total Wage Statement(s) Due	Wage Statement(s) Filed Timely	Compliance Percentage	Total Fringe Benefit Form(s) Due	Fringe Benefit Form(s) Filed Timely	Compliance Percentage
FEDERATED MUTUAL INSURANCE	Wage(s) Due	Timely Wage(s)	Compliance	Fringe(s) Due	Timely Fringe(s)	Compliance
CA091 FEDERATED MUTUAL INSURANCE	2	1	50%	2	1	50%
CA439 FEDERATED RESERVE	*	*	*	*	*	*
CA092 FEDERATED SERVICE INSURANCE	*	*	*	*	*	*
Total	2	1	50% ▼	2	1	50% ▼
FEDERATED MUTUAL INSURANCE Group Total	2	1	50% ▼	2	1	50% ▼
FUTURECOMP	Wage(s) Due	Timely Wage(s)	Compliance	Fringe(s) Due	Timely Fringe(s)	Compliance
CA175 FUTURECOMP	19	17	89%	19	17	89%
Total	19	17	89% ▲	19	17	89% ▲
FUTURECOMP Group Total	19	17	89% ▲	19	17	89% ▲
GALLAGHER BASSETT SERVICES	Wage(s) Due	Timely Wage(s)	Compliance	Fringe(s) Due	Timely Fringe(s)	Compliance
CA190 GALLAGHER BASSETT SERVICES	88	65	74%	88	71	81%
Total	88	65	74% ▼	88	71	81% ▲
GALLAGHER BASSETT SERVICES Group Total	88	65	74% ▼	88	71	81% ▲
GREAT DIVIDE INSURANCE	Wage(s) Due	Timely Wage(s)	Compliance	Fringe(s) Due	Timely Fringe(s)	Compliance
CA189 GREAT DIVIDE INSURANCE	1	0	0%	1	0	0%
Total	1	0	0% ▼	1	0	0% ▼
GREAT DIVIDE INSURANCE Group Total	1	0	0% ▼	1	0	0% ▼
GUARD INSURANCE	Wage(s) Due	Timely Wage(s)	Compliance	Fringe(s) Due	Timely Fringe(s)	Compliance
CA019 AMGUARD INSURANCE	*	*	*	*	*	*
CA140 EASTGUARD INSURANCE	*	*	*	*	*	*
CA272 NORGUARD INSURANCE	*	*	*	*	*	*
Total	*	*	*	*	*	*
GUARD INSURANCE Group Total	*	*	*	*	*	*
HANOVER INSURANCE	Wage(s) Due	Timely Wage(s)	Compliance	Fringe(s) Due	Timely Fringe(s)	Compliance
CA428 ALLMERICA FINANCIAL BENEFIT INSURANCE	*	*	*	*	*	*
CA048 CITIZENS INSURANCE COMPANY OF AMERICA	1	1	100%	1	1	100%
CA429 HANOVER AMERICAN INSURANCE	*	*	*	*	*	*
CA202 HANOVER INSURANCE	*	*	*	*	*	*
CA228 MASSACHUSETTS BAY INSURANCE	*	*	*	*	*	*
Total	1	1	100% ▲	1	1	100% ▲
HANOVER INSURANCE Group Total	1	1	100% ▲	1	1	100% ▲

INSURANCE GROUP COMPLIANCE
Wage Statements and Fringe Benefit Forms
Fourth Quarter
10/1/2025 - 12/31/2025

Insurance Company	Total Wage Statement(s) Due	Wage Statement(s) Filed Timely	Compliance Percentage	Total Fringe Benefit Form(s) Due	Fringe Benefit Form(s) Filed Timely	Compliance Percentage
HARTFORD INSURANCE	Wage(s) Due	Timely Wage(s)	Compliance	Fringe(s) Due	Timely Fringe(s)	Compliance
CA188 HARTFORD ACCIDENT & INDEMNITY	1	0	0%	1	0	0%
CA185 HARTFORD CASUALTY INSURANCE	*	*	*	*	*	*
CA203 HARTFORD FIRE INSURANCE	1	0	0%	1	0	0%
CA186 HARTFORD INSURANCE COMPANY OF THE MIDWEST	1	0	0%	1	0	0%
CA187 HARTFORD UNDERWRITERS INSURANCE	4	3	75%	4	3	75%
CA288 PROPERTY & CASUALTY INSURANCE COMPANY OF HARTFORD	11	9	82%	11	3	27%
CA296 SENTINEL INSURANCE	*	*	*	*	*	*
CA319 TRUMBULL INSURANCE	4	4	100%	4	4	100%
CA321 TWIN CITY FIRE INSURANCE	4	0	0%	4	0	0%
Total	26	16	62% ▼	26	10	38% ▼
HARTFORD INSURANCE TPA Administered Claims						
CA070 CANNON COCHRAN MANAGEMENT SERVICES	1	0	0%	1	0	0%
CA116 CORVEL ENTERPRISE COMP	2	1	50%	2	0	0%
TPA Total	3	1	33% ▼	3	0	0% ▼
HARTFORD INSURANCE Group Total	29	17	59% ▼	29	10	34% ▼
HELMSMAN MANAGEMENT SERVICES	Wage(s) Due	Timely Wage(s)	Compliance	Fringe(s) Due	Timely Fringe(s)	Compliance
CA204 HELMSMAN MANAGEMENT SERVICES	24	18	75%	24	17	71%
Total	24	18	75% ▲	24	17	71% ▼
HELMSMAN MANAGEMENT SERVICES Group Total	24	18	75% ▲	24	17	71% ▼
HOUSTON INT INS GROUP	Wage(s) Due	Timely Wage(s)	Compliance	Fringe(s) Due	Timely Fringe(s)	Compliance
IMPERIUM INSURANCE	*	*	*	*	*	*
Total	*	*	*	*	*	*
HOUSTON INT INS GROUP TPA Administered Claims						
CA190 GALLAGHER BASSETT SERVICES	5	5	100%	5	5	100%
TPA Total	5	5	100% ▲	5	5	100% ▲
HOUSTON INT INS GROUP Group Total	5	5	100% ▲	5	5	100% ▲

INSURANCE GROUP COMPLIANCE
Wage Statements and Fringe Benefit Forms
Fourth Quarter
10/1/2025 - 12/31/2025

Insurance Company	Total Wage Statement(s) Due	Wage Statement(s) Filed Timely	Compliance Percentage	Total Fringe Benefit Form(s) Due	Fringe Benefit Form(s) Filed Timely	Compliance Percentage
LIBERTY MUTUAL INSURANCE	Wage(s) Due	Timely Wage(s)	Compliance	Fringe(s) Due	Timely Fringe(s)	Compliance
CA003 AMERICAN FIRE & CASUALTY INSURANCE	1	0	0%	1	0	0%
CA380 EMPLOYERS INSURANCE OF WAUSAU	*	*	*	*	*	*
CA210 LIBERTY MUTUAL INSURANCE	36	30	83%	36	27	75%
CA406 OHIO CASUALTY INSURANCE	*	*	*	*	*	*
CA407 OHIO SECURITY INSURANCE	1	0	0%	1	0	0%
CA408 WEST AMERICAN INSURANCE	*	*	*	*	*	*
Total	38	30	79% ▲	38	27	71% ▼
LIBERTY MUTUAL INSURANCE TPA Administered Claims						
CA300 SEDGWICK CLAIMS MANAGEMENT SERVICES	7	6	86%	7	5	71%
TPA Total	7	6	86% ▲	7	5	71% ▼
LIBERTY MUTUAL INSURANCE Group Total	45	36	80% ▲	45	32	71% ▼
MAINE EMPLOYERS' MUTUAL INSURANCE	Wage(s) Due	Timely Wage(s)	Compliance	Fringe(s) Due	Timely Fringe(s)	Compliance
CA260 MAINE EMPLOYERS' MUTUAL INSURANCE	546	424	78%	546	419	77%
CA492 MEMIC INDEMNITY CO	7	6	86%	7	6	86%
Total	553	430	78% ▲	553	425	77% ▲
MAINE EMPLOYERS' MUTUAL INSURANCE Group Total	553	430	78% ▲	553	425	77% ▲
MAINE HEALTHCARE ASSOCIATION	Wage(s) Due	Timely Wage(s)	Compliance	Fringe(s) Due	Timely Fringe(s)	Compliance
CA234 MAINE HEALTHCARE ASSOCIATION	5	1	20%	5	4	80%
Total	5	1	20% ▼	5	4	80% ▲
MAINE HEALTHCARE ASSOCIATION Group Total	5	1	20% ▼	5	4	80% ▲
MAINE MOTOR TRANSPORT ASSOCIATION	Wage(s) Due	Timely Wage(s)	Compliance	Fringe(s) Due	Timely Fringe(s)	Compliance
CA230 MAINE MOTOR TRANSPORT ASSOCIATION	11	11	100%	11	11	100%
Total	11	11	100% ▲	11	11	100% ▲
MAINE MOTOR TRANSPORT ASSOCIATION Group Total	11	11	100% ▲	11	11	100% ▲
MAINE MUNICIPAL ASSOCIATION	Wage(s) Due	Timely Wage(s)	Compliance	Fringe(s) Due	Timely Fringe(s)	Compliance
CA225 MAINE MUNICIPAL ASSOCIATION	124	113	91%	124	113	91%
Total	124	113	91% ▲	124	113	91% ▲
MAINE MUNICIPAL ASSOCIATION Group Total	124	113	91% ▲	124	113	91% ▲
MAINE SCHOOL MANAGEMENT ASSOCIATION	Wage(s) Due	Timely Wage(s)	Compliance	Fringe(s) Due	Timely Fringe(s)	Compliance
CA250 MAINE SCHOOL MANAGEMENT ASSOCIATION	34	30	88%	34	30	88%
Total	34	30	88% ▲	34	30	88% ▲
MAINE SCHOOL MANAGEMENT ASSOCIATION Group Total	34	30	88% ▲	34	30	88% ▲

INSURANCE GROUP COMPLIANCE
Wage Statements and Fringe Benefit Forms
Fourth Quarter
10/1/2025 - 12/31/2025

Insurance Company	Total Wage Statement(s) Due	Wage Statement(s) Filed Timely	Compliance Percentage	Total Fringe Benefit Form(s) Due	Fringe Benefit Form(s) Filed Timely	Compliance Percentage
MARKEL CORP GROUP	Wage(s) Due	Timely Wage(s)	Compliance	Fringe(s) Due	Timely Fringe(s)	Compliance
CA434 MARKEL SERVICE INCORPORATED	3	0	0%	3	0	0%
Total	3	0	0% ▼	3	0	0% ▼
MARKEL CORP GROUP TPA Administered Claims						
CA040 BROADSPIRE SERVICES	2	2	100%	2	2	100%
CA300 SEDGWICK CLAIMS MANAGEMENT SERVICES	1	0	0%	1	0	0%
TPA Total	3	2	67% ▼	3	2	67% ▼
MARKEL CORP GROUP Group Total	6	2	33% ▼	6	2	33% ▼
MEADOWBROOK INSURANCE	Wage(s) Due	Timely Wage(s)	Compliance	Fringe(s) Due	Timely Fringe(s)	Compliance
CA255 MEADOWBROOK INSURANCE	1	1	100%	1	1	100%
Total	1	1	100% ▲	1	1	100% ▲
MEADOWBROOK INSURANCE Group Total	1	1	100% ▲	1	1	100% ▲
NATIONAL INTERSTATE INSURANCE	Wage(s) Due	Timely Wage(s)	Compliance	Fringe(s) Due	Timely Fringe(s)	Compliance
CA267 NATIONAL INTERSTATE INSURANCE COMPANY	5	4	80%	5	4	80%
Total	5	4	80% ▲	5	4	80% ▲
NATIONAL INTERSTATE INSURANCE Group Total	5	4	80% ▲	5	4	80% ▲
NATIONWIDE INSURANCE	Wage(s) Due	Timely Wage(s)	Compliance	Fringe(s) Due	Timely Fringe(s)	Compliance
CA198 HARLEYSVILLE WORSTER INSURANCE	*	*	*	*	*	*
CA289 NATIONAL CASUALTY	3	3	100%	3	3	100%
CA291 NATIONWIDE AGRIBUSINESS INSURANCE	4	3	75%	4	3	75%
CA477 NATIONWIDE GENERAL INSURANCE	*	*	*	*	*	*
CA473 NATIONWIDE INSURANCE CO OF AMERICA	*	*	*	*	*	*
Total	7	6	86% ▲	7	6	86% ▲
NATIONWIDE INSURANCE TPA Administered Claims						
CA160 ESIS	1	0	0%	1	0	0%
CA190 GALLAGHER BASSETT SERVICES	2	1	50%	2	1	50%
TPA Total	3	1	33% ▼	3	1	33% ▼
NATIONWIDE INSURANCE Group Total	10	7	70% ▼	10	7	70% ▼
NEXT LEVEL ADMINISTRATORS LLC	Wage(s) Due	Timely Wage(s)	Compliance	Fringe(s) Due	Timely Fringe(s)	Compliance
CA433 NEXT LEVEL ADMINISTRATOR LLC	6	3	50%	6	5	83%
Total	6	3	50% ▼	6	5	83% ▲
NEXT LEVEL ADMINISTRATORS LLC Group Total	6	3	50% ▼	6	5	83% ▲
NORTH AMERICAN RISK	Wage(s) Due	Timely Wage(s)	Compliance	Fringe(s) Due	Timely Fringe(s)	Compliance
CA268 NORTH AMERICAN RISK	1	0	0%	1	0	0%
Total	1	0	0% ▼	1	0	0% ▼
NORTH AMERICAN RISK Group Total	1	0	0% ▼	1	0	0% ▼

INSURANCE GROUP COMPLIANCE
Wage Statements and Fringe Benefit Forms
Fourth Quarter
10/1/2025 - 12/31/2025

Insurance Company	Total Wage Statement(s) Due	Wage Statement(s) Filed Timely	Compliance Percentage	Total Fringe Benefit Form(s) Due	Fringe Benefit Form(s) Filed Timely	Compliance Percentage
OLD REPUBLIC INSURANCE	Wage(s) Due	Timely Wage(s)	Compliance	Fringe(s) Due	Timely Fringe(s)	Compliance
CA196 GREAT WEST CASUALTY	*	*	*	*	*	*
OLD REPUBLIC GENERAL INSURANCE CORP.	*	*	*	*	*	*
OLD REPUBLIC INSURANCE	*	*	*	*	*	*
Total	*	*	*	*	*	*
OLD REPUBLIC INSURANCE TPA Administered Claims						
CA070 CANNON COCHRAN MANAGEMENT SERVICES	13	10	77%	13	10	77%
CA190 GALLAGHER BASSETT SERVICES	1	1	100%	1	1	100%
CA204 HELMSMAN MANAGEMENT SERVICES	2	2	100%	2	2	100%
CA300 SEDGWICK CLAIMS MANAGEMENT SERVICES	3	2	67%	3	1	33%
TPA Total	19	15	79% ▲	19	14	74% ▼
OLD REPUBLIC INSURANCE Group Total	19	15	79% ▲	19	14	74% ▼
PENNSYLVANIA MFG ASSN	Wage(s) Due	Timely Wage(s)	Compliance	Fringe(s) Due	Timely Fringe(s)	Compliance
MANUFACTURERS ALLIANCE INSURANCE	*	*	*	*	*	*
PENNSYLVANIA MFG ASSN	*	*	*	*	*	*
PENNSYLVANIA MFG INDEMNITY CO	*	*	*	*	*	*
Total	*	*	*	*	*	*
PENNSYLVANIA MFG ASSN TPA Administered Claims						
CA190 GALLAGHER BASSETT SERVICES	9	3	33%	9	5	56%
TPA Total	9	3	33% ▼	9	5	56% ▼
PENNSYLVANIA MFG ASSN Group Total	9	3	33% ▼	9	5	56% ▼
PROTECTIVE INSURANCE	Wage(s) Due	Timely Wage(s)	Compliance	Fringe(s) Due	Timely Fringe(s)	Compliance
CA277 PROTECTIVE INSURANCE COMPANY	*	*	*	*	*	*
Total	*	*	*	*	*	*
PROTECTIVE INSURANCE TPA Administered Claims						
CA040 BROADSPIRE SERVICES	2	2	100%	2	2	100%
TPA Total	2	2	100% ▲	2	2	100% ▲
PROTECTIVE INSURANCE Group Total	2	2	100% ▲	2	2	100% ▲
QBE INSURANCE GROUP	Wage(s) Due	Timely Wage(s)	Compliance	Fringe(s) Due	Timely Fringe(s)	Compliance
QBE INSURANCE GROUP	*	*	*	*	*	*
Total	*	*	*	*	*	*
QBE INSURANCE GROUP TPA Administered Claims						
CA300 SEDGWICK CLAIMS MANAGEMENT SERVICES	3	1	33%	3	2	67%
TPA Total	3	1	33% ▼	3	2	67% ▼
QBE INSURANCE GROUP Group Total	3	1	33% ▼	3	2	67% ▼

INSURANCE GROUP COMPLIANCE
Wage Statements and Fringe Benefit Forms
Fourth Quarter
10/1/2025 - 12/31/2025

Insurance Company	Total Wage Statement(s) Due	Wage Statement(s) Filed Timely	Compliance Percentage	Total Fringe Benefit Form(s) Due	Fringe Benefit Form(s) Filed Timely	Compliance Percentage
RLI INSURANCE GROUP	Wage(s) Due	Timely Wage(s)	Compliance	Fringe(s) Due	Timely Fringe(s)	Compliance
RLI INSURANCE	*	*	*	*	*	*
Total	*	*	*	*	*	*
RLI INSURANCE GROUP TPA Administered Claims						
CA190 GALLAGHER BASSETT SERVICES	1	1	100%	1	1	100%
TPA Total	1	1	100% ▲	1	1	100% ▲
RLI INSURANCE GROUP Group Total	1	1	100% ▲	1	1	100% ▲
SAFETY NATIONAL CASUALTY CORP	Wage(s) Due	Timely Wage(s)	Compliance	Fringe(s) Due	Timely Fringe(s)	Compliance
SAFETY NATIONAL CASUALTY CORP	*	*	*	*	*	*
Total	*	*	*	*	*	*
SAFETY NATIONAL CASUALTY CORP TPA Administered Claims						
CA040 BROADSPIRE SERVICES	4	4	100%	4	4	100%
CA070 CANNON COCHRAN MANAGEMENT SERVICES	2	1	50%	2	1	50%
CA110 CONSTITUTION STATE SERVICES	*	*	*	*	*	*
CA116 CORVEL ENTERPRISE COMP	1	0	0%	1	0	0%
CA160 ESIS	*	*	*	*	*	*
CA190 GALLAGHER BASSETT SERVICES	2	2	100%	2	2	100%
CA204 HELMSMAN MANAGEMENT SERVICES	1	1	100%	1	1	100%
CA300 SEDGWICK CLAIMS MANAGEMENT SERVICES	1	1	100%	1	1	100%
CA280 TRISTAR CLAIMS MANAGEMENT SERVICES	*	*	*	*	*	*
TPA Total	11	9	82% ▲	11	9	82% ▲
SAFETY NATIONAL CASUALTY CORP Group Total	11	9	82% ▲	11	9	82% ▲
SEDGWICK CLAIMS MANAGEMENT SERVICES	Wage(s) Due	Timely Wage(s)	Compliance	Fringe(s) Due	Timely Fringe(s)	Compliance
CA300 SEDGWICK CLAIMS MANAGEMENT SERVICES	173	151	87%	173	149	86%
Total	173	151	87% ▲	173	149	86% ▲
SEDGWICK CLAIMS MANAGEMENT SERVICES Group Total	173	151	87% ▲	173	149	86% ▲
SENTRY INSURANCE	Wage(s) Due	Timely Wage(s)	Compliance	Fringe(s) Due	Timely Fringe(s)	Compliance
CA426 MIDDLESEX INSURANCE COMPANY	*	*	*	*	*	*
CA402 SENTRY CASUALTY	*	*	*	*	*	*
CA305 SENTRY INSURANCE	3	3	100%	3	2	67%
CA308 SENTRY SELECT INSURANCE	1	1	100%	1	1	100%
Total	4	4	100% ▲	4	3	75% ▼
SENTRY INSURANCE Group Total	4	4	100% ▲	4	3	75% ▼

INSURANCE GROUP COMPLIANCE
Wage Statements and Fringe Benefit Forms
Fourth Quarter
10/1/2025 - 12/31/2025

Insurance Company	Total Wage Statement(s) Due	Wage Statement(s) Filed Timely	Compliance Percentage	Total Fringe Benefit Form(s) Due	Fringe Benefit Form(s) Filed Timely	Compliance Percentage
SOMPO JAPAN INSURANCE	Wage(s) Due	Timely Wage(s)	Compliance	Fringe(s) Due	Timely Fringe(s)	Compliance
SOMPO JAPAN INSURANCE COMPANY OF AMERICA	*	*	*	*	*	*
Total	*	*	*	*	*	*
SOMPO JAPAN INSURANCE TPA Administered Claims						
CA300 SEDGWICK CLAIMS MANAGEMENT SERVICES	1	0	0%	1	0	0%
TPA Total	1	0	0% ▼	1	0	0% ▼
SOMPO JAPAN INSURANCE Group Total	1	0	0% ▼	1	0	0% ▼
STARR INDEMNITY INSURANCE	Wage(s) Due	Timely Wage(s)	Compliance	Fringe(s) Due	Timely Fringe(s)	Compliance
STARR INDEMNITY INSURANCE	*	*	*	*	*	*
Total	*	*	*	*	*	*
STARR INDEMNITY INSURANCE TPA Administered Claims						
CA040 BROADSPIRE SERVICES	7	6	86%	7	6	86%
CA116 CORVEL ENTERPRISE COMP	1	0	0%	1	0	0%
CA190 GALLAGHER BASSETT SERVICES	1	1	100%	1	1	100%
TPA Total	9	7	78% ▲	9	7	78% ▲
STARR INDEMNITY INSURANCE Group Total	9	7	78% ▲	9	7	78% ▲
STATE OF MAINE WORKERS' COMPENSATION TRUST	Wage(s) Due	Timely Wage(s)	Compliance	Fringe(s) Due	Timely Fringe(s)	Compliance
CA307 STATE OF MAINE WORKERS' COMPENSATION TRUST	110	95	86%	110	95	86%
Total	110	95	86% ▲	110	95	86% ▲
STATE OF MAINE WORKERS' COMPENSATION TRUST Group Total	110	95	86% ▲	110	95	86% ▲
SYNERNET	Wage(s) Due	Timely Wage(s)	Compliance	Fringe(s) Due	Timely Fringe(s)	Compliance
CA320 SYNERNET	67	56	84%	67	56	84%
Total	67	56	84% ▲	67	56	84% ▲
SYNERNET Group Total	67	56	84% ▲	67	56	84% ▲

Maine Workers' Compensation Board
Wage Statement Filing Benchmark: 75%
Fringe Benefit Form Filing Benchmark: 75%

* Indicates no claims activity
▲ Indicates benchmark met or exceeded
▼ Indicates benchmark not met

INSURANCE GROUP COMPLIANCE
Wage Statements and Fringe Benefit Forms
Fourth Quarter
10/1/2025 - 12/31/2025

Insurance Company	Total Wage Statement(s) Due	Wage Statement(s) Filed Timely	Compliance Percentage	Total Fringe Benefit Form(s) Due	Fringe Benefit Form(s) Filed Timely	Compliance Percentage
TRAVELERS INSURANCE	Wage(s) Due	Timely Wage(s)	Compliance	Fringe(s) Due	Timely Fringe(s)	Compliance
CA072 CHARTER OAK FIRE INSURANCE	2	1	50%	2	1	50%
CA164 FARMINGTON CASUALTY	2	1	50%	2	1	50%
CA284 PHOENIX INSURANCE	1	1	100%	1	1	100%
CA306 STANDARD FIRE INSURANCE	8	3	38%	8	3	38%
CA347 TRAVELERS CASUALTY & SURETY	18	6	33%	18	6	33%
CA348 TRAVELERS CASUALTY INSURANCE COMPANY OF AMERICA	3	0	0%	3	0	0%
CA349 TRAVELERS COMMERCIAL CASUALTY	5	4	80%	5	4	80%
CA346 TRAVELERS INDEMNITY COMPANY OF AMERICA	*	*	*	*	*	*
CA345 TRAVELERS PROPERTY CASUALTY INSURANCE	1	0	0%	1	0	0%
Total	40	16	40% ▼	40	16	40% ▼
TRAVELERS INSURANCE TPA Administered Claims						
CA110 CONSTITUTION STATE SERVICES	6	5	83%	6	5	83%
CA300 SEDGWICK CLAIMS MANAGEMENT SERVICES	8	6	75%	8	6	75%
TPA Total	14	11	79% ▲	14	11	79% ▲
TRAVELERS INSURANCE Group Total	54	27	50% ▼	54	27	50% ▼
UNITED WISCONSIN INSURANCE	Wage(s) Due	Timely Wage(s)	Compliance	Fringe(s) Due	Timely Fringe(s)	Compliance
UNITED WISCONSIN INSURANCE	*	*	*	*	*	*
Total	*	*	*	*	*	*
UNITED WISCONSIN INSURANCE TPA Administered Claims						
CA433 NEXT LEVEL ADMINISTRATOR LLC	6	3	50%	6	5	83%
TPA Total	6	3	50% ▼	6	5	83% ▲
UNITED WISCONSIN INSURANCE Group Total	6	3	50% ▼	6	5	83% ▲
WALMART ASSOCIATES	Wage(s) Due	Timely Wage(s)	Compliance	Fringe(s) Due	Timely Fringe(s)	Compliance
CA100 WALMART ASSOCIATES	35	23	66%	35	23	66%
Total	35	23	66% ▼	35	23	66% ▼
WALMART ASSOCIATES Group Total	35	23	66% ▼	35	23	66% ▼
WORKERS COMP FUND GROUP TPA Administered Claims	Wage(s) Due	Timely Wage(s)	Compliance	Fringe(s) Due	Timely Fringe(s)	Compliance
CA190 GALLAGHER BASSETT SERVICES	1	0	0%	1	1	100%
TPA Total	1	0	0% ▼	1	1	100% ▲
WORKERS COMP FUND GROUP Group Total	1	0	0% ▼	1	1	100% ▲

INSURANCE GROUP COMPLIANCE
Wage Statements and Fringe Benefit Forms
Fourth Quarter
10/1/2025 - 12/31/2025

Insurance Company	Total Wage Statement(s) Due	Wage Statement(s) Filed Timely	Compliance Percentage	Total Fringe Benefit Form(s) Due	Fringe Benefit Form(s) Filed Timely	Compliance Percentage
ZURICH INSURANCE	Wage(s) Due	Timely Wage(s)	Compliance	Fringe(s) Due	Timely Fringe(s)	Compliance
CA022 AMERICAN ZURICH	14	11	79%	14	11	79%
CA400 ZURICH AMERICAN INSURANCE	5	5	100%	5	5	100%
CA404 ZURICH AMERICAN INSURANCE COMPANY OF ILLINOIS	*	*	*	*	*	*
Total	19	16	84% ▲	19	16	84% ▲
ZURICH INSURANCE TPA Administered Claims						
CA070 CANNON COCHRAN MANAGEMENT SERVICES	2	1	50%	2	1	50%
CA116 CORVEL ENTERPRISE COMP	8	7	88%	8	7	88%
CA190 GALLAGHER BASSETT SERVICES	10	6	60%	10	6	60%
CA204 HELMSMAN MANAGEMENT SERVICES	1	0	0%	1	0	0%
CA300 SEDGWICK CLAIMS MANAGEMENT SERVICES	12	6	50%	12	6	50%
TPA Total	33	20	61% ▼	33	20	61% ▼
ZURICH INSURANCE Group Total	52	36	69% ▼	52	36	69% ▼