



QUARTERLY COMPLIANCE REPORT

STATE OF MAINE
WORKERS' COMPENSATION BOARD

Second Quarter 2021
April 1, 2021 - June 30, 2021

Office of Monitoring, Audit &
Enforcement

John C. Rohde
Executive Director

27 State House Station
Augusta, Maine 04333-0027

**State of Maine
Workers' Compensation Board
Quarterly Compliance Report
Second Quarter 2021**

Table of Contents

1.	Executive Summary	Pages 1-2
2.	Lost Time First Report of Injury Filings	Page 3
3.	Initial Indemnity Payments	Page 4
4.	Initial Memorandum of Payment Filings	Page 5
5.	Initial Indemnity Notice of Controversy Filings	Page 6
6.	Wage Information	Page 7

Table of Charts

1.	Lost Time First Report of Injury Filings Timeliness Distribution	Page 3
2.	Lost Time First Report of Injury Filings Quarterly Compliance	Page 3
3.	Lost Time First Report of Injury Filings Compliance Trend	Page 3
4.	Initial Indemnity Payments Timeliness Distribution	Page 4
5.	Initial Indemnity Payments Quarterly Compliance	Page 4
6.	Initial Indemnity Payments Compliance Trend	Page 4
7.	Initial Memorandum of Payment Filings Timeliness Distribution	Page 5
8.	Initial Memorandum of Payment Filings Quarterly Compliance	Page 5
9.	Initial Memorandum of Payment Filings Compliance Trend	Page 5
10.	Initial Indemnity Notice of Controversy Filings Timeliness Distribution	Page 6
11.	Initial Indemnity Notice of Controversy Filings Quarterly Compliance	Page 6
12.	Initial Indemnity Notice of Controversy Filings Compliance Trend	Page 6
13.	Wage Statement Timeliness Distribution	Page 7
14.	Fringe Benefits Worksheet(s) Timeliness Distribution	Page 7

Appendices

A.	Insurance Group Compliance	Pages A1-A14
	Lost Time FROI Filings and Initial Indemnity Payments	
B.	Insurance Group Compliance	Pages B1-B14
	Initial MOP and Initial Indemnity NOC Filings	
C.	Insurance Group Compliance	Pages C1-C12
	Wage Statements and Fringe Benefit Form Filings	

Executive Summary

On October 13, 2021 the Maine Workers' Compensation Board of Directors approved the 2021 Second Quarter (April 1, 2021 - June 30, 2021) Compliance Report. This report represents the efforts of the Office of Monitoring, Audit and Enforcement and insurers, self-insurers, and third-party administrators (collectively "insurers").

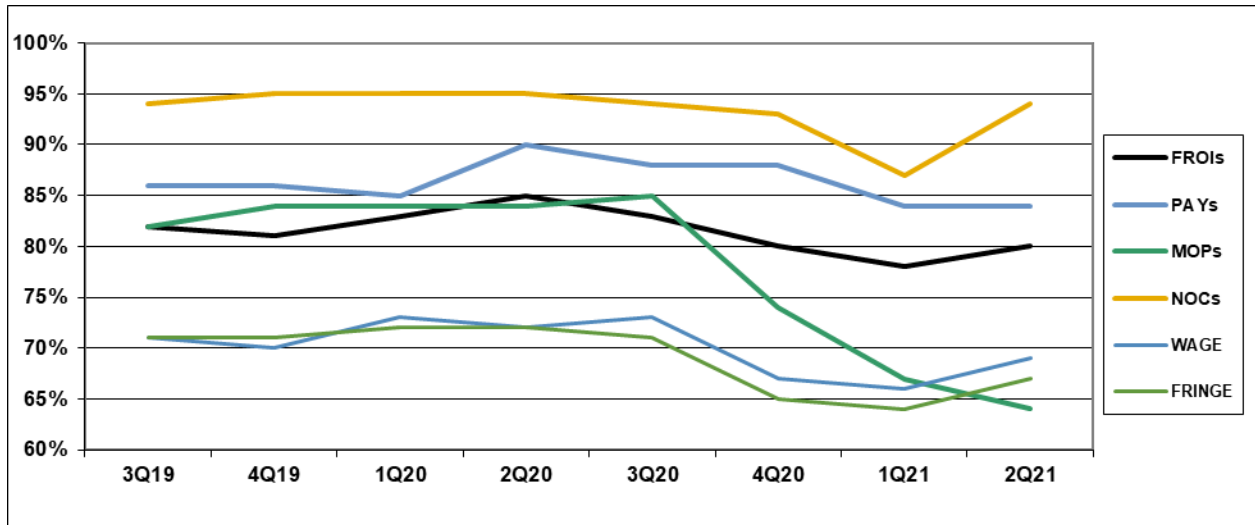
I. COMPLIANCE OVERVIEW

The Reconciliation Report was sent to 108 insurers on July 26, 2021; 86 responded, 17 were not required to respond and 5 did not respond.

The 2Q21 report represents results based upon data received by August 31, 2021. The results are:

	Number of Days	Benchmark	3Q19	4Q19	1Q20	2Q20	3Q20	4Q20	1Q21	2Q21
FROIs	7	85%	82%	81%	83%	85%	83%	80%	78%	80%
PAYs	14	87%	86%	86%	85%	90%	88%	88%	84%	84%
MOPs	17	85%	82%	84%	84%	84%	85%	74%	67%	64%
NOCs	14	90%	94%	95%	95%	95%	94%	93%	87%	94%
WAGE	30	75%	71%	70%	73%	72%	73%	67%	66%	69%
FRINGE	30	75%	71%	71%	72%	72%	71%	65%	64%	67%

Compliance Benchmark Tracking



II. CAVEATS & EXPLANATIONS

A. General

- Question marks (“?”) within this report indicate that the insurer did not provide all of the data required to measure compliance in that particular area.

B. Lost Time First Report of Injury (FROI) Filings

- Compliance with this benchmark exists when the FROI is filed (accepted EDI transaction, with or without errors) within 7 days after the employer receives notice or knowledge of an employee injury that has caused the employee to lose a day’s work.

C. Initial Indemnity Payments (PAYs)

- Compliance with this benchmark exists when the check is mailed within the later of (i) 14 days after the employer’s notice or knowledge of incapacity or (ii) the first day of compensability plus 6 days.
- If an employer continues to pay the employee’s salary, payments are deemed timely for purposes of compliance if made consistent with the employer’s usual payroll practice.

D. Initial Memorandum of Payment (MOP) Filings

- Compliance with this benchmark exists when the MOP is received within 17 days of the employer’s notice or knowledge of incapacity.

E. Initial Indemnity Notice of Controversy (NOC) Filings

- Compliance with this benchmark exists when the NOC is filed (accepted EDI transaction, with or without errors) within 14 days after the employer receives notice or knowledge of the incapacity or death. Measurement excludes filings submitted with full denial reason codes 3A-3H (No Coverage).

F. Wage Information

- Compliance with the benchmark (WCB-2 and WCB-2B forms) exists when the wage information is filed within 30 days of the employer receiving notice or knowledge of incapacity.

III. COMPLETED AUDITS

The Board conducts compliance audits of insurers to ensure that all obligations under the Workers’ Compensation Act are met. The functions of the audit program include, but are not limited to: ensuring that all reporting requirements of the Board are met, auditing the timeliness of benefit payments, auditing the accuracy of indemnity payments, evaluating claims-handling techniques, and determining whether claims are unreasonably contested.

There were no audits completed in the 2Q21.

LOST TIME FIRST REPORT OF INJURY FILINGS

Chart 1: Timeliness Distribution

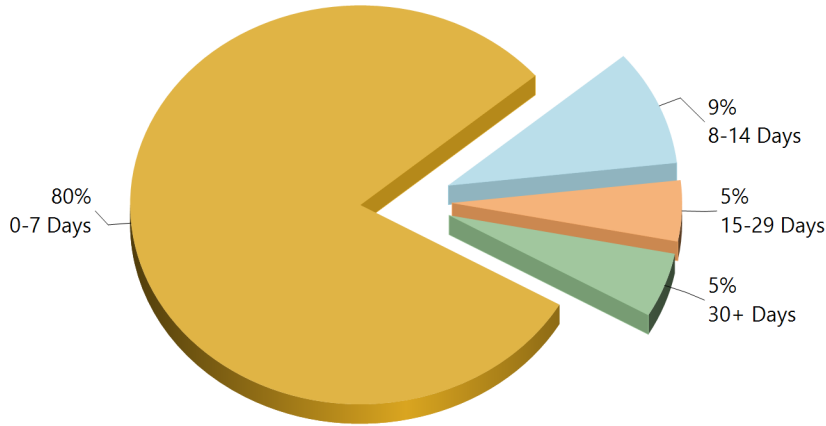


Table 1: Received Within

0-7 Days	2,701	80%
8-14 Days	316	9%
15-29 Days	165	5%
30+ Days	176	5%
? Days	0	0%
Total	3,358	100%

*The percentages may not always add to 100% due to rounding

Chart 2: Quarterly Compliance

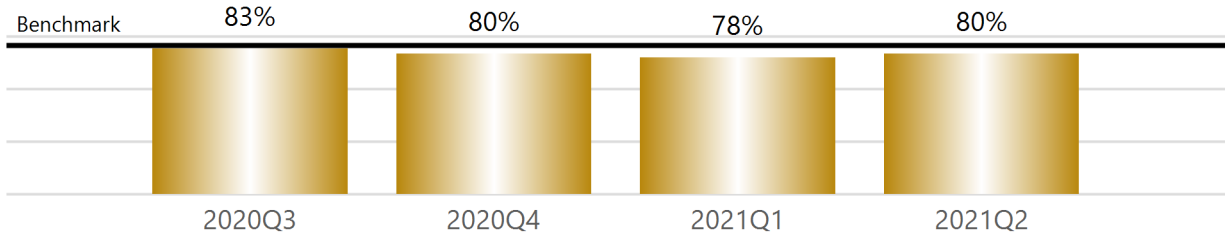
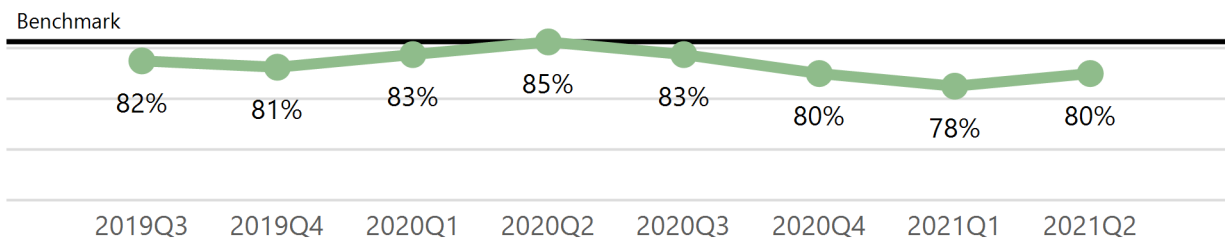


Chart 3: Compliance Trend



INITIAL INDEMNITY PAYMENTS

Chart 4: Timeliness Distribution

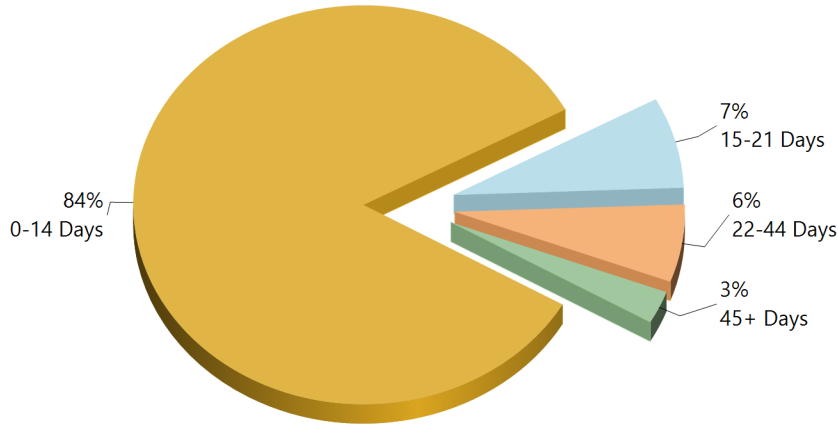


Table 2: Made Within

0-14 Days	761	84%
15-21 Days	67	7%
22-44 Days	57	6%
45+ Days	24	3%
? Days	1	0%
Total	910	100%

*The percentages may not always add to 100% due to rounding

Initial indemnity payments are monitored to ensure that payments are initiated within the time limits established in Section 205. As a result of these efforts, \$17,700 was issued to claimants in penalties and there is another \$7,600 in penalties awaiting resolution.

Chart 5: Quarterly Compliance

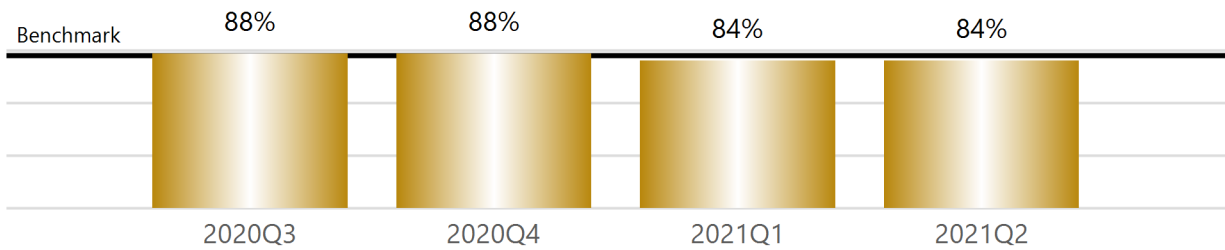
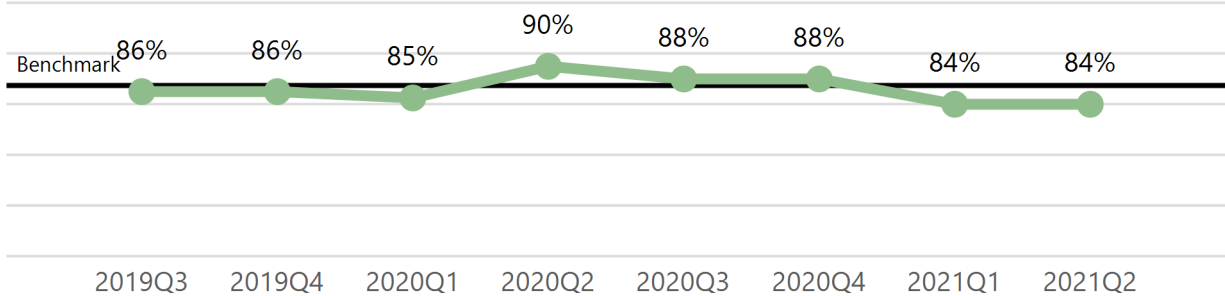


Chart 6: Compliance Trend



INITIAL MEMORANDUM OF PAYMENT FILINGS

Chart 7: Timeliness Distribution

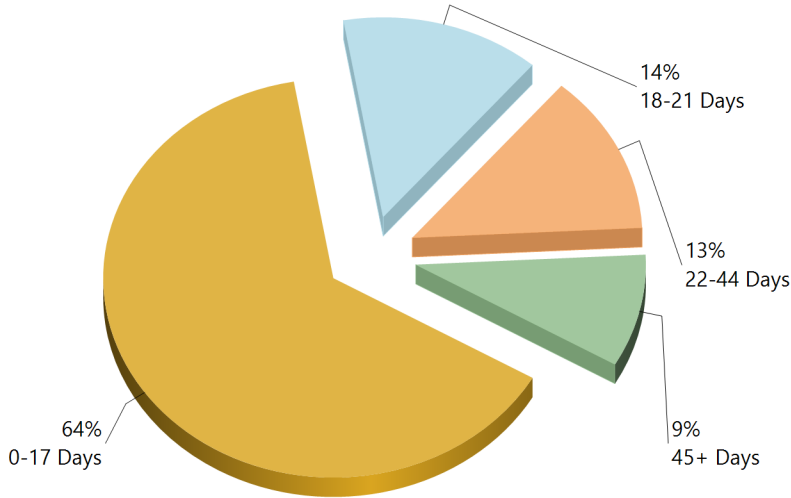


Table 3: Received Within

0-17 Days	581	64%
18-21 Days	127	14%
22-44 Days	118	13%
45+ Days	83	9%
? Days	1	0%
Total	910	100%

*The percentages may not always add to 100% due to rounding

Chart 8: Quarterly Compliance

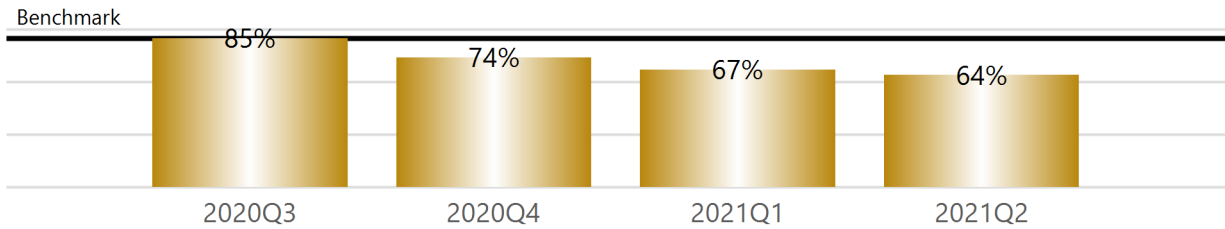
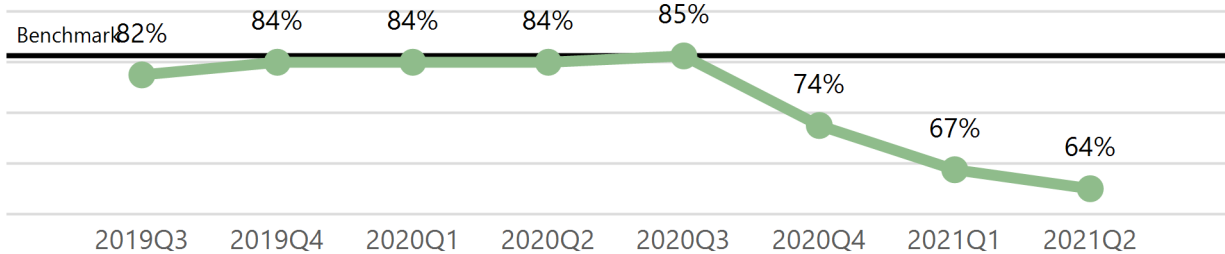


Chart 9: Compliance Trend



INITIAL INDEMNITY NOTICE OF CONTROVERSY FILINGS

Chart 10: Timeliness Distribution

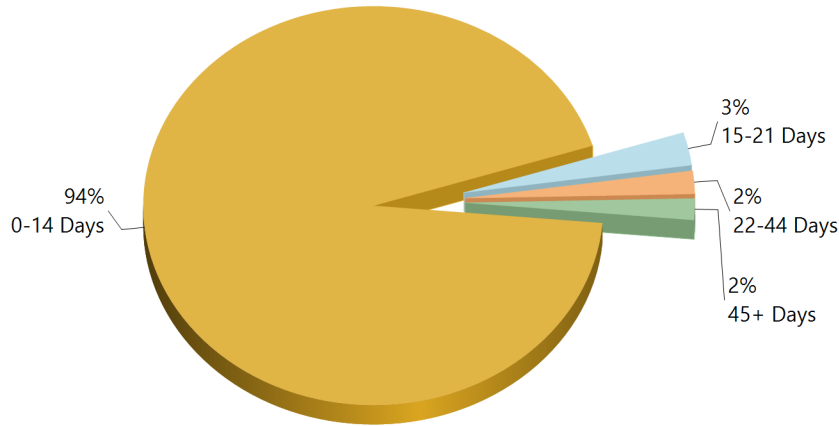


Table 4: Received Within

0-14 Days	704	94%
15-21 Days	20	3%
22-44 Days	14	2%
45+ Days	13	2%
? Days	0	0%
Total	751	100%

*The percentages may not always add to 100% due to rounding

Chart 11: Quarterly Compliance

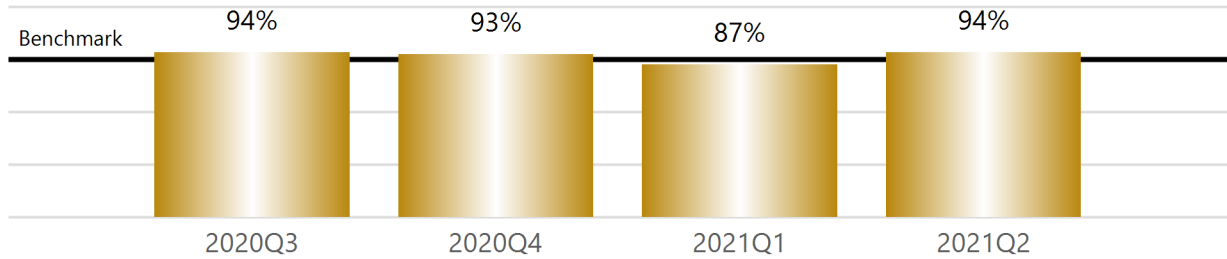
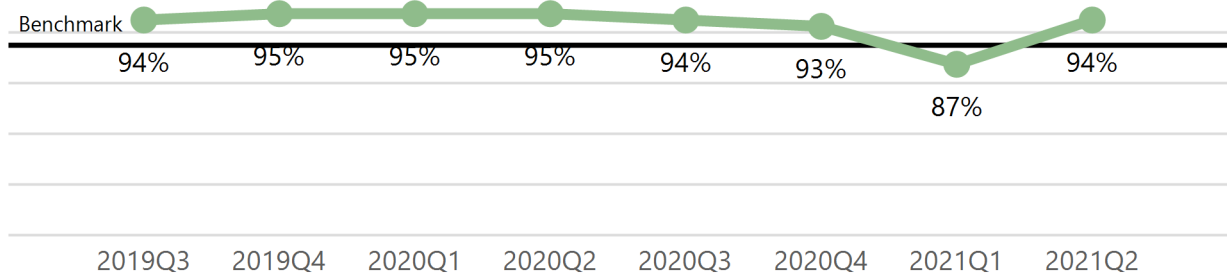


Chart 12: Compliance Trend



WAGE INFORMATION

Chart 13: Wage Statements Due Distribution

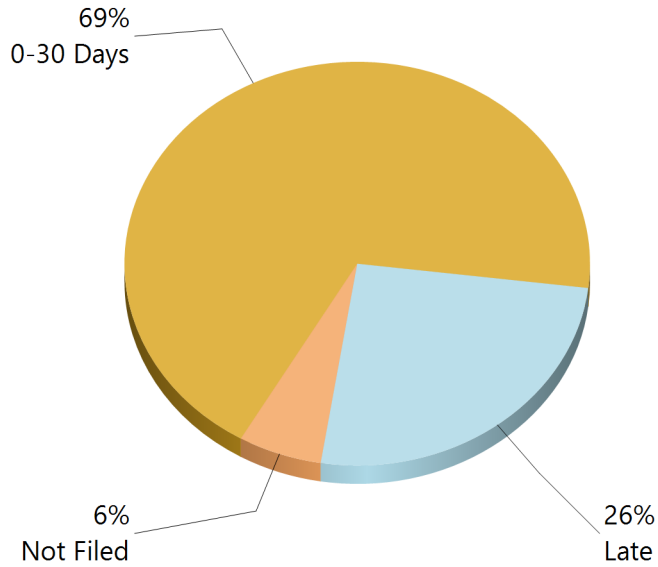


Table 5: Wage Statements Due

0-30 Days	1,426	69%
Late	533	26%
Not Filed	121	6%
Total	2,080	100%

*The percentages may not always add to 100% due to rounding

Wage Statement(s) Received: 1,139 (76%) of the 1,494 Wage Statement(s) that were received this quarter were filed timely, 355 (24%) were filed late.

Chart 14: Fringe Benefit Worksheets Due Distribution

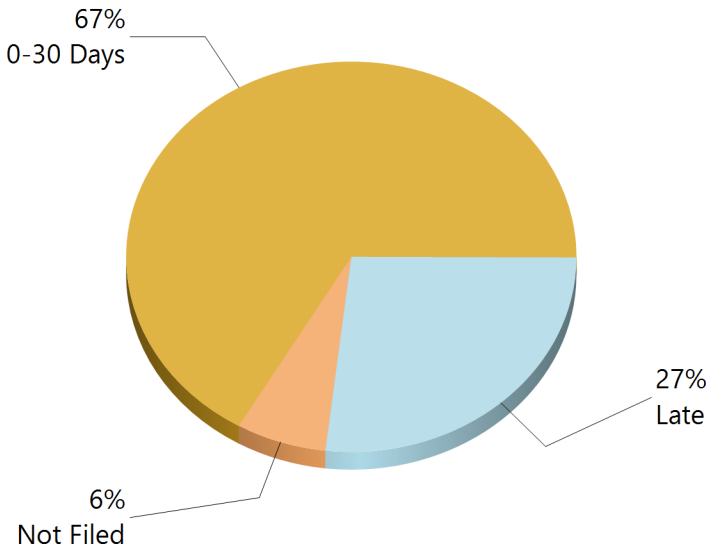


Table 6: Fringe Worksheets Due

0-30 Days	1,387	67%
Late	558	27%
Not Filed	135	6%
Total	2,080	100%

*The percentages may not always add to 100% due to rounding

Fringe Benefit Worksheet(s) Received: 1,103 (76%) of the 1,455 Fringe Benefit Worksheet(s) received this quarter were filed timely, 352 (24%) were filed late.

INSURANCE GROUP COMPLIANCE

Lost Time FROI and Initial Indemnity Payments

Second Quarter

4/1/2021 - 6/30/2021

Insurance Company	Total Lost Time FROIs Filed	Lost Time FROIs Filed Timely	Compliance Percentage	Total Initial Indemnity Payments Made	Initial Indemnity Payments Made Timely	Compliance Percentage
ACADIA INSURANCE	FROIs Filed	Timely FROIs	Compliance	Payments Made	Timely Payments	Compliance
CA010 ACADIA INSURANCE	38	28	74%	9	8	89%
Total	38	28	74% ▼	9	8	89% ▲
ACADIA INSURANCE Group Total	38	28	74% ▼	9	8	89% ▲
ACCIDENT FUND INSURANCE	FROIs Filed	Timely FROIs	Compliance	Payments Made	Timely Payments	Compliance
ACCIDENT FUND INSURANCE	*	*	*	*	*	*
Total	*	*	*	*	*	*
ACCIDENT FUND INSURANCE TPA Administered Claims						
CA190 GALLAGHER BASSETT SERVICES	2	1	50%	2	1	50%
TPA Total	2	1	50% ▼	2	1	50% ▼
ACCIDENT FUND INSURANCE Group Total	2	1	50% ▼	2	1	50% ▼
ACUITY MUTUAL INSURANCE	FROIs Filed	Timely FROIs	Compliance	Payments Made	Timely Payments	Compliance
CA418 ACUITY MUTUAL INSURANCE	2	1	50%	1	1	100%
Total	2	1	50% ▼	1	1	100% ▲
ACUITY MUTUAL INSURANCE Group Total	2	1	50% ▼	1	1	100% ▲
AIG INSURANCE	FROIs Filed	Timely FROIs	Compliance	Payments Made	Timely Payments	Compliance
CA015 AIG CLAIMS, INC	7	5	71%	1	1	100%
Total	7	5	71% ▼	1	1	100% ▲
AIG INSURANCE TPA Administered Claims						
CA116 CORVEL ENTERPRISE COMP	3	0	0%	1	1	100%
CA160 ESIS	10	0	0%	6	1	17%
CA190 GALLAGHER BASSETT SERVICES	24	19	79%	8	6	75%
CA204 HELMSMAN MANAGEMENT SERVICES	1	0	0%	1	1	100%
CA300 SEDGWICK CLAIMS MANAGEMENT SERVICES	57	49	86%	20	17	85%
TPA Total	95	68	72% ▼	36	26	72% ▼
AIG INSURANCE Group Total	102	73	72% ▼	37	27	73% ▼
AIM MUTUAL GROUP	FROIs Filed	Timely FROIs	Compliance	Payments Made	Timely Payments	Compliance
CA472 AIM MUTUAL INSURANCE	11	10	91%	6	5	83%
CA470 ASSOCIATED EMPLOYERS INSURANCE	1	0	0%	1	1	100%
Total	12	10	83% ▼	7	6	86% ▼
AIM MUTUAL GROUP Group Total	12	10	83% ▼	7	6	86% ▼
ALTERNATIVE SERVICE CONCEPTS LLC	FROIs Filed	Timely FROIs	Compliance	Payments Made	Timely Payments	Compliance
CA012 ALTERNATIVE SERVICE CONCEPTS LLC	1	0	0%	No Filings	No Filings	No Filings
Total	1	0	0% ▼	No Filings	No Filings	No Filings
ALTERNATIVE SERVICE CONCEPTS LLC Group Total	1	0	0% ▼	No Filings	No Filings	No Filings

INSURANCE GROUP COMPLIANCE

Lost Time FROI and Initial Indemnity Payments

Second Quarter

4/1/2021 - 6/30/2021

Insurance Company	Total Lost Time FROIs Filed	Lost Time FROIs Filed Timely	Compliance Percentage	Total Initial Indemnity Payments Made	Initial Indemnity Payments Made Timely	Compliance Percentage
AMTRUST INSURANCE	FROIs Filed	Timely FROIs	Compliance	Payments Made	Timely Payments	Compliance
CA342 TECHNOLOGY INSURANCE	2	2	100%	1	1	100%
CA381 WESCO INSURANCE	4	1	25%	1	1	100%
Total	6	3	50% ▼	2	2	100% ▲
AMTRUST INSURANCE Group Total	6	3	50% ▼	2	2	100% ▲
ARCH INSURANCE	FROIs Filed	Timely FROIs	Compliance	Payments Made	Timely Payments	Compliance
ARCH INSURANCE	*	*	*	*	*	*
CA072 CHARTER OAK FIRE INSURANCE	*	*	*	*	*	*
Total	*	*	*	*	*	*
ARCH INSURANCE TPA Administered Claims						
CA040 BROADSPIRE SERVICES	2	2	100%	No Filings	No Filings	No Filings
CA070 CANNON COCHRAN MANAGEMENT SERVICES	1	0	0%	No Filings	No Filings	No Filings
CA116 CORVEL ENTERPRISE COMP	1	1	100%	No Filings	No Filings	No Filings
CA117 COTTINGHAM & BUTLER CLAIMS SERVICES	4	3	75%	3	1	33%
CA190 GALLAGHER BASSETT SERVICES	7	3	43%	1	0	0%
CA300 SEDGWICK CLAIMS MANAGEMENT SERVICES	2	2	100%	No Filings	No Filings	No Filings
CA340 YORK RISK SERVICES	1	1	100%	No Filings	No Filings	No Filings
TPA Total	18	12	67% ▼	4	1	25% ▼
ARCH INSURANCE Group Total	18	12	67% ▼	4	1	25% ▼
BATH IRON WORKS	FROIs Filed	Timely FROIs	Compliance	Payments Made	Timely Payments	Compliance
CA036 BATH IRON WORKS	21	20	95%	8	8	100%
Total	21	20	95% ▲	8	8	100% ▲
BATH IRON WORKS Group Total	21	20	95% ▲	8	8	100% ▲
BERKSHIRE HATHAWAY INSURANCE	FROIs Filed	Timely FROIs	Compliance	Payments Made	Timely Payments	Compliance
CA114 BERKSHIRE HATHAWAY HOMESTATE INSURANCE	1	1	100%	No Filings	No Filings	No Filings
CA474 NATIONAL LIABILITY AND FIRE INSURANCE	1	1	100%	No Filings	No Filings	No Filings
Total	2	2	100% ▲	No Filings	No Filings	No Filings
BERKSHIRE HATHAWAY INSURANCE Group Total	2	2	100% ▲	No Filings	No Filings	No Filings
BROADSPIRE SERVICES	FROIs Filed	Timely FROIs	Compliance	Payments Made	Timely Payments	Compliance
CA040 BROADSPIRE SERVICES	20	16	80%	7	4	57%
Total	20	16	80% ▼	7	4	57% ▼
BROADSPIRE SERVICES Group Total	20	16	80% ▼	7	4	57% ▼
BROTHERHOOD MUTUAL INSURANCE COMPANY	FROIs Filed	Timely FROIs	Compliance	Payments Made	Timely Payments	Compliance
CA043 BROTHERHOOD MUTUAL INSURANCE COMPANY	No Filings	No Filings	No Filings	1	1	100%
Total	No Filings	No Filings	No Filings	1	1	100% ▲
BROTHERHOOD MUTUAL INSURANCE COMPANY Group Total	No Filings	No Filings	No Filings	1	1	100% ▲

Maine Workers' Compensation Board
 Lost Time FROI Filing Benchmark: 85%
 Initial Indemnity Payment Benchmark: 87%

▲ Indicates benchmark met or exceeded
 ▼ Indicates benchmark not met

INSURANCE GROUP COMPLIANCE

Lost Time FROI and Initial Indemnity Payments

Second Quarter

4/1/2021 - 6/30/2021

Insurance Company	Total Lost Time FROIs Filed	Lost Time FROIs Filed Timely	Compliance Percentage	Total Initial Indemnity Payments Made	Initial Indemnity Payments Made Timely	Compliance Percentage
CANNON COCHRAN MANAGEMENT SERVICES	FROIs Filed	Timely FROIs	Compliance	Payments Made	Timely Payments	Compliance
CA070 CANNON COCHRAN MANAGEMENT SERVICES	45	29	64%	19	11	58%
Total	45	29	64% ▼	19	11	58% ▼
CANNON COCHRAN MANAGEMENT SERVICES Group Total	45	29	64% ▼	19	11	58% ▼
CAROLINA CASULTY INSURANCE	FROIs Filed	Timely FROIs	Compliance	Payments Made	Timely Payments	Compliance
CAROLINA CASULTY INSURANCE	*	*	*	*	*	*
Total	*	*	*	*	*	*
CAROLINA CASULTY INSURANCE TPA Administered Claims						
CA190 GALLAGHER BASSETT SERVICES	3	2	67%	2	1	50%
TPA Total	3	2	67% ▼	2	1	50% ▼
CAROLINA CASULTY INSURANCE Group Total	3	2	67% ▼	2	1	50% ▼
CHESTERFIELD SERVICES	FROIs Filed	Timely FROIs	Compliance	Payments Made	Timely Payments	Compliance
CA080 CHESTERFIELD SERVICES	1	1	100%	1	1	100%
Total	1	1	100% ▲	1	1	100% ▲
CHESTERFIELD SERVICES Group Total	1	1	100% ▲	1	1	100% ▲
CHUBB INSURANCE	FROIs Filed	Timely FROIs	Compliance	Payments Made	Timely Payments	Compliance
ACE AMERICAN INSURANCE COMPANY	*	*	*	*	*	*
ACE INSURANCE	*	*	*	*	*	*
CA046 CHUBB INSURANCE	*	*	*	*	*	*
CA090 FEDERAL INSURANCE	*	*	*	*	*	*
INDEMNITY INS CO OF NORTH AMERICA	*	*	*	*	*	*
PACIFIC INDEMNITY CO	*	*	*	*	*	*
Total	*	*	*	*	*	*
CHUBB INSURANCE TPA Administered Claims						
CA070 CANNON COCHRAN MANAGEMENT SERVICES	2	1	50%	No Filings	No Filings	No Filings
CA110 CONSTITUTION STATE SERVICES	9	3	33%	5	5	100%
CA116 CORVEL ENTERPRISE COMP	11	9	82%	2	1	50%
CA160 ESIS	11	0	0%	6	3	50%
CA190 GALLAGHER BASSETT SERVICES	33	22	67%	13	7	54%
CA433 NEXT LEVEL ADMINISTRATOR LLC	1	0	0%	No Filings	No Filings	No Filings
CA268 NORTH AMERICAN RISK SERVICES	1	0	0%	1	1	100%
CA300 SEDGWICK CLAIMS MANAGEMENT SERVICES	61	58	95%	19	19	100%
CA340 YORK RISK SERVICES	3	3	100%	3	2	67%
TPA Total	132	96	73% ▼	49	38	78% ▼
CHUBB INSURANCE Group Total	132	96	73% ▼	49	38	78% ▼

INSURANCE GROUP COMPLIANCE

Lost Time FROI and Initial Indemnity Payments

Second Quarter

4/1/2021 - 6/30/2021

Insurance Company	Total Lost Time FROIs Filed	Lost Time FROIs Filed Timely	Compliance Percentage	Total Initial Indemnity Payments Made	Initial Indemnity Payments Made Timely	Compliance Percentage
CIANBRO CORPORATION	FROIs Filed	Timely FROIs	Compliance	Payments Made	Timely Payments	Compliance
CA085 CIANBRO CORPORATION	1	1	100%	No Filings	No Filings	No Filings
Total	1	1	100% ▲	No Filings	No Filings	No Filings
CIANBRO CORPORATION Group Total	1	1	100% ▲	No Filings	No Filings	No Filings
CINCINNATI INSURANCE	FROIs Filed	Timely FROIs	Compliance	Payments Made	Timely Payments	Compliance
CA438 CINCINNATI INSURANCE	1	0	0%	No Filings	No Filings	No Filings
Total	1	0	0% ▼	No Filings	No Filings	No Filings
CINCINNATI INSURANCE Group Total	1	0	0% ▼	No Filings	No Filings	No Filings
CNA INSURANCE	FROIs Filed	Timely FROIs	Compliance	Payments Made	Timely Payments	Compliance
CA083 CNA CLAIMS PLUS	*	*	*	*	*	*
CA050 CONTINENTAL CASUALTY	*	*	*	*	*	*
CA271 NATIONAL FIRE INSURANCE	1	1	100%	1	1	100%
Total	1	1	100% ▲	1	1	100% ▲
CNA INSURANCE TPA Administered Claims	FROIs Filed	Timely FROIs	Compliance	Payments Made	Timely Payments	Compliance
CA190 GALLAGHER BASSETT SERVICES	No Filings	No Filings	No Filings	1	0	0%
TPA Total	No Filings	No Filings	No Filings	1	0	0% ▼
CNA INSURANCE Group Total	1	1	100% ▲	2	1	50% ▼
CONSTITUTION STATE SERVICES	FROIs Filed	Timely FROIs	Compliance	Payments Made	Timely Payments	Compliance
CA110 CONSTITUTION STATE SERVICES	12	4	33%	6	6	100%
Total	12	4	33% ▼	6	6	100% ▲
CONSTITUTION STATE SERVICES Group Total	12	4	33% ▼	6	6	100% ▲
CORVEL ENTERPRISE COMP	FROIs Filed	Timely FROIs	Compliance	Payments Made	Timely Payments	Compliance
CA116 CORVEL ENTERPRISE COMP	24	17	71%	5	4	80%
Total	24	17	71% ▼	5	4	80% ▼
CORVEL ENTERPRISE COMP Group Total	24	17	71% ▼	5	4	80% ▼
COTTINGHAM & BUTLER CLAIMS SERVICES	FROIs Filed	Timely FROIs	Compliance	Payments Made	Timely Payments	Compliance
CA117 COTTINGHAM & BUTLER CLAIMS SERVICES	5	3	60%	3	1	33%
Total	5	3	60% ▼	3	1	33% ▼
COTTINGHAM & BUTLER CLAIMS SERVICES Group Total	5	3	60% ▼	3	1	33% ▼
CROSS INSURANCE	FROIs Filed	Timely FROIs	Compliance	Payments Made	Timely Payments	Compliance
CA093 CROSS INSURANCE	355	337	95%	63	60	95%
Total	355	337	95% ▲	63	60	95% ▲
CROSS INSURANCE Group Total	355	337	95% ▲	63	60	95% ▲

INSURANCE GROUP COMPLIANCE

Lost Time FROI and Initial Indemnity Payments

Second Quarter

4/1/2021 - 6/30/2021

Insurance Company	Total Lost Time FROIs Filed	Lost Time FROIs Filed Timely	Compliance Percentage	Total Initial Indemnity Payments Made	Initial Indemnity Payments Made Timely	Compliance Percentage
EASTERN ALLIANCE INSURANCE	FROIs Filed	Timely FROIs	Compliance	Payments Made	Timely Payments	Compliance
CA141 EASTERN ALLIANCE INSURANCE	55	46	84%	17	16	94%
Total	55	46	84% ▼	17	16	94% ▲
EASTERN ALLIANCE INSURANCE Group Total						
55	46	84% ▼	17	16	94% ▲	
ELECTRIC INSURANCE	FROIs Filed	Timely FROIs	Compliance	Payments Made	Timely Payments	Compliance
CA150 ELECTRIC INSURANCE	*	*	*	*	*	*
Total	*	*	*	*	*	*
ELECTRIC INSURANCE TPA Administered Claims						
CA300 SEDGWICK CLAIMS MANAGEMENT SERVICES	3	2	67%	1	1	100%
TPA Total	3	2	67% ▼	1	1	100% ▲
ELECTRIC INSURANCE Group Total						
3	2	67% ▼	1	1	100% ▲	
EMPLOYERS HOLDING INSURANCE	FROIs Filed	Timely FROIs	Compliance	Payments Made	Timely Payments	Compliance
CA480 EMPLOYERS ASSURANCE COMPANY	*	*	*	*	*	*
CA481 EMPLOYERS COMPENSATION INSURANCE	*	*	*	*	*	*
CA479 EMPLOYERS PREFERRED INSURANCE	*	*	*	*	*	*
Total	*	*	*	*	*	*
EMPLOYERS HOLDING INSURANCE TPA Administered Claims						
CA040 BROADSPIRE SERVICES	2	0	0%	1	1	100%
TPA Total	2	0	0% ▼	1	1	100% ▲
EMPLOYERS HOLDING INSURANCE Group Total						
2	0	0% ▼	1	1	100% ▲	
ESIS	FROIs Filed	Timely FROIs	Compliance	Payments Made	Timely Payments	Compliance
CA160 ESIS	25	0	0%	13	4	31%
Total	25	0	0% ▼	13	4	31% ▼
ESIS Group Total						
25	0	0% ▼	13	4	31% ▼	
EVEREST REINS HOLDINGS GROUP	FROIs Filed	Timely FROIs	Compliance	Payments Made	Timely Payments	Compliance
EVEREST REINS HOLDINGS	*	*	*	*	*	*
Total	*	*	*	*	*	*
EVEREST REINS HOLDINGS GROUP TPA Administered Claims						
CA190 GALLAGHER BASSETT SERVICES	3	1	33%	1	1	100%
TPA Total	3	1	33% ▼	1	1	100% ▲
EVEREST REINS HOLDINGS GROUP Group Total						
3	1	33% ▼	1	1	100% ▲	

INSURANCE GROUP COMPLIANCE

Lost Time FROI and Initial Indemnity Payments

Second Quarter

4/1/2021 - 6/30/2021

Insurance Company	Total Lost Time FROIs Filed	Lost Time FROIs Filed Timely	Compliance Percentage	Total Initial Indemnity Payments Made	Initial Indemnity Payments Made Timely	Compliance Percentage
FAIRFAX FINANCIAL GROUP	FROIs Filed	Timely FROIs	Compliance	Payments Made	Timely Payments	Compliance
CA257 NORTH RIVER INSURANE	*	*	*	*	*	*
Total	*	*	*	*	*	*
FAIRFAX FINANCIAL GROUP TPA Administered Claims						
CA040 BROADSPIRE SERVICES	2	2	100%	No Filings	No Filings	No Filings
TPA Total	2	2	100% ▲	No Filings	No Filings	No Filings
FAIRFAX FINANCIAL GROUP Group Total	2	2	100% ▲	No Filings	No Filings	No Filings
FEDERATED MUTUAL INSURANCE	FROIs Filed	Timely FROIs	Compliance	Payments Made	Timely Payments	Compliance
CA091 FEDERATED MUTUAL INSURANCE	7	5	71%	1	1	100%
CA439 FEDERATED RESERVE	*	*	*	*	*	*
CA092 FEDERATED SERVICE INSURANCE	*	*	*	*	*	*
Total	7	5	71% ▼	1	1	100% ▲
FEDERATED MUTUAL INSURANCE Group Total	7	5	71% ▼	1	1	100% ▲
FUTURECOMP	FROIs Filed	Timely FROIs	Compliance	Payments Made	Timely Payments	Compliance
CA175 FUTURECOMP	50	49	98%	11	11	100%
Total	50	49	98% ▲	11	11	100% ▲
FUTURECOMP Group Total	50	49	98% ▲	11	11	100% ▲
GALLAGHER BASSETT SERVICES	FROIs Filed	Timely FROIs	Compliance	Payments Made	Timely Payments	Compliance
CA190 GALLAGHER BASSETT SERVICES	142	94	66%	53	35	66%
Total	142	94	66% ▼	53	35	66% ▼
GALLAGHER BASSETT SERVICES Group Total	142	94	66% ▼	53	35	66% ▼
GREAT AMERICAN INSURANCE	FROIs Filed	Timely FROIs	Compliance	Payments Made	Timely Payments	Compliance
CA193 GREAT AMERICAN INSURANCE	2	2	100%	No Filings	No Filings	No Filings
Total	2	2	100% ▲	No Filings	No Filings	No Filings
GREAT AMERICAN INSURANCE Group Total	2	2	100% ▲	No Filings	No Filings	No Filings
GREAT WEST INSURANCE	FROIs Filed	Timely FROIs	Compliance	Payments Made	Timely Payments	Compliance
CA196 GREAT WEST INSURANCE	1	0	0%	1	1	100%
Total	1	0	0% ▼	1	1	100% ▲
GREAT WEST INSURANCE Group Total	1	0	0% ▼	1	1	100% ▲
GUARD INSURANCE	FROIs Filed	Timely FROIs	Compliance	Payments Made	Timely Payments	Compliance
CA019 AMGUARD INSURANCE	3	1	33%	2	1	50%
CA140 EASTGUARD INSURANCE	2	2	100%	No Filings	No Filings	No Filings
CA272 NORGUARD INSURANCE	3	2	67%	No Filings	No Filings	No Filings
Total	8	5	63% ▼	2	1	50% ▼
GUARD INSURANCE Group Total	8	5	63% ▼	2	1	50% ▼

Maine Workers' Compensation Board
 Lost Time FROI Filing Benchmark: 85%
 Initial Indemnity Payment Benchmark: 87%

▲ Indicates benchmark met or exceeded
 ▼ Indicates benchmark not met

INSURANCE GROUP COMPLIANCE

Lost Time FROI and Initial Indemnity Payments

Second Quarter

4/1/2021 - 6/30/2021

Insurance Company	Total Lost Time FROIs Filed	Lost Time FROIs Filed Timely	Compliance Percentage	Total Initial Indemnity Payments Made	Initial Indemnity Payments Made Timely	Compliance Percentage
HANNAFORD BROTHERS						
CA201 HANNAFORD BROTHERS	63	51	81%	33	26	79%
Total	63	51	81% ▼	33	26	79% ▼
HANNAFORD BROTHERS Group Total						
	63	51	81% ▼	33	26	79% ▼
HANOVER INSURANCE						
CA428 ALLMERICA FINANCIAL BENEFIT INSURANCE	3	3	100%	No Filings	No Filings	No Filings
CA048 CITIZENS INSURANCE COMPANY OF AMERICA	4	2	50%	No Filings	No Filings	No Filings
CA429 HANOVER AMERICAN INSURANCE	1	1	100%	No Filings	No Filings	No Filings
CA202 HANOVER INSURANCE	3	1	33%	No Filings	No Filings	No Filings
CA228 MASSACHUSETTS BAY INSURANCE	2	1	50%	No Filings	No Filings	No Filings
Total	13	8	62% ▼	No Filings	No Filings	No Filings
HANOVER INSURANCE Group Total						
	13	8	62% ▼	No Filings	No Filings	No Filings
HARTFORD INSURANCE						
CA188 HARTFORD ACCIDENT & INDEMNITY	2	2	100%	No Filings	No Filings	No Filings
CA185 HARTFORD CASUALTY INSURANCE	1	1	100%	No Filings	No Filings	No Filings
CA203 HARTFORD FIRE INSURANCE	3	2	67%	No Filings	No Filings	No Filings
CA186 HARTFORD INSURANCE COMPANY OF THE MIDWEST	5	1	20%	2	1	50%
CA187 HARTFORD UNDERWRITERS INSURANCE	2	2	100%	1	1	100%
CA288 PROPERTY & CASUALTY INSURANCE COMPANY OF HARTFORD	9	6	67%	2	2	100%
CA296 SENTINEL INSURANCE	*	*	*	*	*	*
CA319 TRUMBULL INSURANCE	7	6	86%	1	1	100%
CA321 TWIN CITY FIRE INSURANCE	3	1	33%	2	2	100%
Total	32	21	66% ▼	8	7	88% ▲
HARTFORD INSURANCE TPA Administered Claims						
CA116 CORVEL ENTERPRISE COMP	1	1	100%	No Filings	No Filings	No Filings
CA204 HELMSMAN MANAGEMENT SERVICES	No Filings	No Filings	No Filings	1	1	100%
CA300 SEDGWICK CLAIMS MANAGEMENT SERVICES	2	2	100%	No Filings	No Filings	No Filings
TPA Total	3	3	100% ▲	1	1	100% ▲
HARTFORD INSURANCE Group Total						
	35	24	69% ▼	9	8	89% ▲
HELMSMAN MANAGEMENT SERVICES						
CA204 HELMSMAN MANAGEMENT SERVICES	33	23	70%	8	7	88%
Total	33	23	70% ▼	8	7	88% ▲
HELMSMAN MANAGEMENT SERVICES Group Total						
	33	23	70% ▼	8	7	88% ▲

INSURANCE GROUP COMPLIANCE
 Lost Time FROI and Initial Indemnity Payments
 Second Quarter
 4/1/2021 - 6/30/2021

Insurance Company	Total Lost Time FROIs Filed	Lost Time FROIs Filed Timely	Compliance Percentage	Total Initial Indemnity Payments Made	Initial Indemnity Payments Made Timely	Compliance Percentage
LIBERTY MUTUAL INSURANCE	FROIs Filed	Timely FROIs	Compliance	Payments Made	Timely Payments	Compliance
CA003 AMERICAN FIRE & CASUALTY INSURANCE	3	3	100%	2	2	100%
CA380 EMPLOYERS INSURANCE OF WAUSAU	2	1	50%	1	1	100%
CA210 LIBERTY MUTUAL INSURANCE	56	37	66%	27	19	70%
CA406 OHIO CASUALTY INSURANCE	3	2	67%	2	2	100%
CA407 OHIO SECURITY INSURANCE	5	4	80%	2	2	100%
CA408 WEST AMERICAN INSURANCE	*	*	*	*	*	*
Total	69	47	68% ▼	34	26	76% ▼
LIBERTY MUTUAL INSURANCE Group Total	69	47	68% ▼	34	26	76% ▼
MAINE AUTOMOBILE DEALERS ASSOCIATION	FROIs Filed	Timely FROIs	Compliance	Payments Made	Timely Payments	Compliance
CA220 MAINE AUTOMOBILE DEALERS ASSOCIATION	No Filings	No Filings	No Filings	3	1	33%
Total	No Filings	No Filings	No Filings	3	1	33% ▼
MAINE AUTOMOBILE DEALERS ASSOCIATION Group Total	No Filings	No Filings	No Filings	3	1	33% ▼
MAINE EMPLOYERS' MUTUAL INSURANCE	FROIs Filed	Timely FROIs	Compliance	Payments Made	Timely Payments	Compliance
CA260 MAINE EMPLOYERS' MUTUAL INSURANCE	1105	847	77%	325	285	88%
Total	1105	847	77% ▼	325	285	88% ▲
MAINE EMPLOYERS' MUTUAL INSURANCE Group Total	1105	847	77% ▼	325	285	88% ▲
MAINE HEALTHCARE ASSOCIATION	FROIs Filed	Timely FROIs	Compliance	Payments Made	Timely Payments	Compliance
CA234 MAINE HEALTHCARE ASSOCIATION	19	12	63%	7	1	14%
Total	19	12	63% ▼	7	1	14% ▼
MAINE HEALTHCARE ASSOCIATION Group Total	19	12	63% ▼	7	1	14% ▼
MAINE MOTOR TRANSPORT ASSOCIATION	FROIs Filed	Timely FROIs	Compliance	Payments Made	Timely Payments	Compliance
CA230 MAINE MOTOR TRANSPORT ASSOCIATION	28	27	96%	4	4	100%
Total	28	27	96% ▲	4	4	100% ▲
MAINE MOTOR TRANSPORT ASSOCIATION Group Total	28	27	96% ▲	4	4	100% ▲
MAINE MUNICIPAL ASSOCIATION	FROIs Filed	Timely FROIs	Compliance	Payments Made	Timely Payments	Compliance
CA225 MAINE MUNICIPAL ASSOCIATION	193	191	99%	36	35	97%
Total	193	191	99% ▲	36	35	97% ▲
MAINE MUNICIPAL ASSOCIATION Group Total	193	191	99% ▲	36	35	97% ▲
MAINE SCHOOL MANAGEMENT ASSOCIATION	FROIs Filed	Timely FROIs	Compliance	Payments Made	Timely Payments	Compliance
CA250 MAINE SCHOOL MANAGEMENT ASSOCIATION	64	61	95%	25	22	88%
Total	64	61	95% ▲	25	22	88% ▲
MAINE SCHOOL MANAGEMENT ASSOCIATION Group Total	64	61	95% ▲	25	22	88% ▲

Maine Workers' Compensation Board
 Lost Time FROI Filing Benchmark: 85%
 Initial Indemnity Payment Benchmark: 87%

▲ Indicates benchmark met or exceeded
 ▼ Indicates benchmark not met

INSURANCE GROUP COMPLIANCE

Lost Time FROI and Initial Indemnity Payments

Second Quarter

4/1/2021 - 6/30/2021

Insurance Company	Total Lost Time FROIs Filed	Lost Time FROIs Filed Timely	Compliance Percentage	Total Initial Indemnity Payments Made	Initial Indemnity Payments Made Timely	Compliance Percentage
MARKEL CORP GROUP	FROIs Filed	Timely FROIs	Compliance	Payments Made	Timely Payments	Compliance
STATE NATIONAL INSURANCE	*	*	*	*	*	*
Total	*	*	*	*	*	*
MARKEL CORP GROUP TPA Administered Claims						
CA070 CANNON COCHRAN MANAGEMENT SERVICES	5	1	20%	1	0	0%
TPA Total	5	1	20% ▼	1	0	0% ▼
MARKEL CORP GROUP Group Total	5	1	20% ▼	1	0	0% ▼
MATRIX ABSENCE MANAGEMENT	FROIs Filed	Timely FROIs	Compliance	Payments Made	Timely Payments	Compliance
CA252 MATRIX ABSENCE MANAGEMENT	16	3	19%	2	2	100%
Total	16	3	19% ▼	2	2	100% ▲
MATRIX ABSENCE MANAGEMENT Group Total	16	3	19% ▼	2	2	100% ▲
MITSUI SUMITOMO INS CO OF AMERICA	FROIs Filed	Timely FROIs	Compliance	Payments Made	Timely Payments	Compliance
MITSUI SUMITOMO INS CO OF AMERICA	*	*	*	*	*	*
Total	*	*	*	*	*	*
MITSUI SUMITOMO INS CO OF AMERICA TPA Administered Claims						
CA300 SEDGWICK CLAIMS MANAGEMENT SERVICES	1	0	0%	No Filings	No Filings	No Filings
TPA Total	1	0	0% ▼	No Filings	No Filings	No Filings
MITSUI SUMITOMO INS CO OF AMERICA Group Total	1	0	0% ▼	No Filings	No Filings	No Filings
NATIONWIDE INSURANCE	FROIs Filed	Timely FROIs	Compliance	Payments Made	Timely Payments	Compliance
CA291 NATIONWIDE AGRIBUSINESS INSURANCE	1	0	0%	1	1	100%
Total	1	0	0% ▼	1	1	100% ▲
NATIONWIDE INSURANCE Group Total	1	0	0% ▼	1	1	100% ▲
NEXT LEVEL ADMINISTRATOR LLC	FROIs Filed	Timely FROIs	Compliance	Payments Made	Timely Payments	Compliance
CA433 NEXT LEVEL ADMINISTRATOR LLC	2	1	50%	No Filings	No Filings	No Filings
Total	2	1	50% ▼	No Filings	No Filings	No Filings
NEXT LEVEL ADMINISTRATOR LLC Group Total	2	1	50% ▼	No Filings	No Filings	No Filings
NORTH AMERICAN RISK SERVICES	FROIs Filed	Timely FROIs	Compliance	Payments Made	Timely Payments	Compliance
CA268 NORTH AMERICAN RISK SERVICES	1	0	0%	1	1	100%
Total	1	0	0% ▼	1	1	100% ▲
NORTH AMERICAN RISK SERVICES Group Total	1	0	0% ▼	1	1	100% ▲

INSURANCE GROUP COMPLIANCE

Lost Time FROI and Initial Indemnity Payments

Second Quarter

4/1/2021 - 6/30/2021

Insurance Company	Total Lost Time FROIs Filed	Lost Time FROIs Filed Timely	Compliance Percentage	Total Initial Indemnity Payments Made	Initial Indemnity Payments Made Timely	Compliance Percentage
OLD REPUBLIC INSURANCE	FROIs Filed	Timely FROIs	Compliance	Payments Made	Timely Payments	Compliance
OLD REPUBLIC GENERAL INSURANCE CORP.	*	*	*	*	*	*
OLD REPUBLIC INSURANCE	*	*	*	*	*	*
Total	*	*	*	*	*	*
OLD REPUBLIC INSURANCE TPA Administered Claims						
CA070 CANNON COCHRAN MANAGEMENT SERVICES	6	4	67%	4	2	50%
CA110 CONSTITUTION STATE SERVICES	1	0	0%	No Filings	No Filings	No Filings
CA190 GALLAGHER BASSETT SERVICES	7	5	71%	4	3	75%
CA252 MATRIX ABSENCE MANAGEMENT, INC.	16	3	19%	2	2	100%
CA300 SEDGWICK CLAIMS MANAGEMENT SERVICES	6	4	67%	5	3	60%
TPA Total	36	16	44% ▼	15	10	67% ▼
OLD REPUBLIC INSURANCE Group Total	36	16	44% ▼	15	10	67% ▼
PENNSYLVANIA MFG ASSN	FROIs Filed	Timely FROIs	Compliance	Payments Made	Timely Payments	Compliance
MANUFACTURERS ALLIANCE INSURANCE	*	*	*	*	*	*
PENNSYLVANIA MFG ASSN	*	*	*	*	*	*
PENNSYLVANIA MFG INDEMNITY CO	*	*	*	*	*	*
Total	*	*	*	*	*	*
PENNSYLVANIA MFG ASSN TPA Administered Claims						
CA190 GALLAGHER BASSETT SERVICES	8	2	25%	7	6	86%
CA323 THE AMERICAN EQUITY UNDERWRITERS	1	0	0%	No Filings	No Filings	No Filings
TPA Total	9	2	22% ▼	7	6	86% ▼
PENNSYLVANIA MFG ASSN Group Total	9	2	22% ▼	7	6	86% ▼
PROTECTIVE INSURANCE	FROIs Filed	Timely FROIs	Compliance	Payments Made	Timely Payments	Compliance
CA277 PROTECTIVE INSURANCE COMPANY	*	*	*	*	*	*
Total	*	*	*	*	*	*
PROTECTIVE INSURANCE TPA Administered Claims						
CA300 SEDGWICK CLAIMS MANAGEMENT SERVICES	7	5	71%	2	2	100%
TPA Total	7	5	71% ▼	2	2	100% ▲
PROTECTIVE INSURANCE Group Total	7	5	71% ▼	2	2	100% ▲
QBE INSURANCE GROUP	FROIs Filed	Timely FROIs	Compliance	Payments Made	Timely Payments	Compliance
CA268 NORTH AMERICAN RISK SERVICES	*	*	*	*	*	*
QBE INSURANCE GROUP	*	*	*	*	*	*
Total	*	*	*	*	*	*
QBE INSURANCE GROUP TPA Administered Claims						
CA300 SEDGWICK CLAIMS MANAGEMENT SERVICES	5	5	100%	1	1	100%
TPA Total	5	5	100% ▲	1	1	100% ▲
QBE INSURANCE GROUP Group Total	5	5	100% ▲	1	1	100% ▲

INSURANCE GROUP COMPLIANCE

Lost Time FROI and Initial Indemnity Payments

Second Quarter

4/1/2021 - 6/30/2021

Insurance Company	Total Lost Time FROIs Filed	Lost Time FROIs Filed Timely	Compliance Percentage	Total Initial Indemnity Payments Made	Initial Indemnity Payments Made Timely	Compliance Percentage
SAFETY NATIONAL CASUALTY CORP	FROIs Filed	Timely FROIs	Compliance	Payments Made	Timely Payments	Compliance
SAFETY NATIONAL CASUALTY CORP	*	*	*	*	*	*
Total	*	*	*	*	*	*
SAFETY NATIONAL CASUALTY CORP TPA Administered Claims						
CA040 BROADSPIRE SERVICES	3	2	67%	1	0	0%
CA070 CANNON COCHRAN MANAGEMENT SERVICES	3	3	100%	1	0	0%
CA110 CONSTITUTION STATE SERVICES	1	0	0%	1	1	100%
CA116 CORVEL ENTERPRISE COMP	1	1	100%	No Filings	No Filings	No Filings
CA190 GALLAGHER BASSETT SERVICES	4	2	50%	1	1	100%
CA300 SEDGWICK CLAIMS MANAGEMENT SERVICES	15	13	87%	2	2	100%
TPA Total	27	21	78% ▼	6	4	67% ▼
SAFETY NATIONAL CASUALTY CORP Group Total	27	21	78% ▼	6	4	67% ▼
SEDGWICK CLAIMS MANAGEMENT SERVICES	FROIs Filed	Timely FROIs	Compliance	Payments Made	Timely Payments	Compliance
CA300 SEDGWICK CLAIMS MANAGEMENT SERVICES	244	212	87%	69	61	88%
Total	244	212	87% ▲	69	61	88% ▲
SEDGWICK CLAIMS MANAGEMENT SERVICES Group Total	244	212	87% ▲	69	61	88% ▲
SENTRY INSURANCE	FROIs Filed	Timely FROIs	Compliance	Payments Made	Timely Payments	Compliance
CA207 FLORISTS MUTUAL INSURANCE	6	4	67%	No Filings	No Filings	No Filings
CA426 MIDDLESEX INSURANCE COMPANY	4	4	100%	2	2	100%
CA402 SENTRY CASUALTY	14	10	71%	9	8	89%
CA305 SENTRY INSURANCE	4	2	50%	No Filings	No Filings	No Filings
CA308 SENTRY SELECT INSURANCE	*	*	*	*	*	*
Total	28	20	71% ▼	11	10	91% ▲
SENTRY INSURANCE Group Total	28	20	71% ▼	11	10	91% ▲
SERVICE AMERICAN INDEMNITY	FROIs Filed	Timely FROIs	Compliance	Payments Made	Timely Payments	Compliance
SERVICE AMERICAN INDEMNITY	*	*	*	*	*	*
Total	*	*	*	*	*	*
SERVICE AMERICAN INDEMNITY TPA Administered Claims						
CA040 BROADSPIRE SERVICES	8	8	100%	5	3	60%
TPA Total	8	8	100% ▲	5	3	60% ▼
SERVICE AMERICAN INDEMNITY Group Total	8	8	100% ▲	5	3	60% ▼

INSURANCE GROUP COMPLIANCE
 Lost Time FROI and Initial Indemnity Payments
 Second Quarter
 4/1/2021 - 6/30/2021

Insurance Company	Total Lost Time FROIs Filed	Lost Time FROIs Filed Timely	Compliance Percentage	Total Initial Indemnity Payments Made	Initial Indemnity Payments Made Timely	Compliance Percentage
SOMPO JAPAN INSURANCE	FROIs Filed	Timely FROIs	Compliance	Payments Made	Timely Payments	Compliance
SOMPO JAPAN INSURANCE COMPANY OF AMERICA	*	*	*	*	*	*
Total	*	*	*	*	*	*
SOMPO JAPAN INSURANCE TPA Administered Claims						
CA190 GALLAGHER BASSETT SERVICES	1	0	0%	No Filings	No Filings	No Filings
TPA Total	1	0	0% ▼	No Filings	No Filings	No Filings
SOMPO JAPAN INSURANCE Group Total	1	0	0% ▼	No Filings	No Filings	No Filings
STARR INDEMNITY INSURANCE	FROIs Filed	Timely FROIs	Compliance	Payments Made	Timely Payments	Compliance
STARR INDEMNITY INSURANCE	*	*	*	*	*	*
Total	*	*	*	*	*	*
STARR INDEMNITY INSURANCE TPA Administered Claims						
CA190 GALLAGHER BASSETT SERVICES	4	3	75%	No Filings	No Filings	No Filings
CA300 SEDGWICK CLAIMS MANAGEMENT SERVICES	6	5	83%	No Filings	No Filings	No Filings
TPA Total	10	8	80% ▼	No Filings	No Filings	No Filings
STARR INDEMNITY INSURANCE Group Total	10	8	80% ▼	No Filings	No Filings	No Filings
STATE OF MAINE WORKERS' COMPENSATION TRUST	FROIs Filed	Timely FROIs	Compliance	Payments Made	Timely Payments	Compliance
CA307 STATE OF MAINE WORKERS' COMPENSATION TRUST	205	179	87%	25	24	96%
Total	205	179	87% ▲	25	24	96% ▲
STATE OF MAINE WORKERS' COMPENSATION TRUST Group Total	205	179	87% ▲	25	24	96% ▲
SYNERNET	FROIs Filed	Timely FROIs	Compliance	Payments Made	Timely Payments	Compliance
CA320 SYNERNET	223	205	92%	36	31	86%
Total	223	205	92% ▲	36	31	86% ▼
SYNERNET Group Total	223	205	92% ▲	36	31	86% ▼
THE AMERICAN EQUITY UNDERWRITERS	FROIs Filed	Timely FROIs	Compliance	Payments Made	Timely Payments	Compliance
CA323 THE AMERICAN EQUITY UNDERWRITERS	1	0	0%	No Filings	No Filings	No Filings
Total	1	0	0% ▼	No Filings	No Filings	No Filings
THE AMERICAN EQUITY UNDERWRITERS Group Total	1	0	0% ▼	No Filings	No Filings	No Filings

Maine Workers' Compensation Board
 Lost Time FROI Filing Benchmark: 85%
 Initial Indemnity Payment Benchmark: 87%

▲ Indicates benchmark met or exceeded
 ▼ Indicates benchmark not met

INSURANCE GROUP COMPLIANCE

Lost Time FROI and Initial Indemnity Payments

Second Quarter

4/1/2021 - 6/30/2021

Insurance Company	Total Lost Time FROIs Filed	Lost Time FROIs Filed Timely	Compliance Percentage	Total Initial Indemnity Payments Made	Initial Indemnity Payments Made Timely	Compliance Percentage
TRAVELERS INSURANCE	FROIs Filed	Timely FROIs	Compliance	Payments Made	Timely Payments	Compliance
CA072 CHARTER OAK FIRE INSURANCE	43	13	30%	19	11	58%
CA164 FARMINGTON CASUALTY	2	0	0%	1	1	100%
CA284 PHOENIX INSURANCE	4	2	50%	2	2	100%
CA306 STANDARD FIRE INSURANCE	5	1	20%	3	1	33%
CA347 TRAVELERS CASUALTY & SURETY	1	0	0%	No Filings	No Filings	No Filings
CA348 TRAVELERS CASUALTY INSURANCE COMPANY OF AMERICA	4	1	25%	1	0	0%
CA349 TRAVELERS COMMERCIAL CASUALTY	3	0	0%	3	0	0%
CA346 TRAVELERS INDEMNITY COMPANY OF AMERICA	1	0	0%	No Filings	No Filings	No Filings
CA345 TRAVELERS PROPERTY CASUALTY INSURANCE	1	1	100%	1	1	100%
Total	64	18	28% ▼	30	16	53% ▼
TRAVELERS INSURANCE TPA Administered Claims						
CA300 SEDGWICK CLAIMS MANAGEMENT SERVICES	1	1	100%	1	1	100%
TPA Total	1	1	100% ▲	1	1	100% ▲
TRAVELERS INSURANCE Group Total	65	19	29% ▼	31	17	55% ▼
TYSON FOODS INC	FROIs Filed	Timely FROIs	Compliance	Payments Made	Timely Payments	Compliance
CA435 TYSON FOODS INC	1	1	100%	1	1	100%
Total	1	1	100% ▲	1	1	100% ▲
TYSON FOODS INC Group Total	1	1	100% ▲	1	1	100% ▲
UTICA MUTUAL INSURANCE	FROIs Filed	Timely FROIs	Compliance	Payments Made	Timely Payments	Compliance
CA324 UTICA MUTUAL INSURANCE	1	0	0%	No Filings	No Filings	No Filings
Total	1	0	0% ▼	No Filings	No Filings	No Filings
UTICA MUTUAL INSURANCE Group Total	1	0	0% ▼	No Filings	No Filings	No Filings
VANLINER INSURANCE	FROIs Filed	Timely FROIs	Compliance	Payments Made	Timely Payments	Compliance
CA379 VANLINER INSURANCE	2	1	50%	No Filings	No Filings	No Filings
Total	2	1	50% ▼	No Filings	No Filings	No Filings
VANLINER INSURANCE Group Total	2	1	50% ▼	No Filings	No Filings	No Filings
WALMART CLAIMS SERVICES	FROIs Filed	Timely FROIs	Compliance	Payments Made	Timely Payments	Compliance
CA100 WALMART CLAIMS SERVICES	80	72	90%	10	10	100%
Total	80	72	90% ▲	10	10	100% ▲
WALMART CLAIMS SERVICES Group Total	80	72	90% ▲	10	10	100% ▲

INSURANCE GROUP COMPLIANCE
 Lost Time FROI and Initial Indemnity Payments
 Second Quarter
 4/1/2021 - 6/30/2021

Insurance Company	Total Lost Time FROIs Filed	Lost Time FROIs Filed Timely	Compliance Percentage	Total Initial Indemnity Payments Made	Initial Indemnity Payments Made Timely	Compliance Percentage
XL INSURANCE	FROIs Filed	Timely FROIs	Compliance	Payments Made	Timely Payments	Compliance
CA384 XL INSURANCE	*	*	*	*	*	*
Total	*	*	*	*	*	*
XL INSURANCE TPA Administered Claims						
CA040 BROADSPIRE SERVICES	2	2	100%	No Filings	No Filings	No Filings
CA117 COTTINGHAM & BUTLER CLAIMS SERVICES	1	0	0%	No Filings	No Filings	No Filings
CA190 GALLAGHER BASSETT SERVICES	8	3	38%	2	0	0%
CA300 SEDGWICK CLAIMS MANAGEMENT SERVICES	8	7	88%	3	3	100%
TPA Total	19	12	63% ▼	5	3	60% ▼
XL INSURANCE Group Total	19	12	63% ▼	5	3	60% ▼
YORK RISK SERVICES	FROIs Filed	Timely FROIs	Compliance	Payments Made	Timely Payments	Compliance
CA340 YORK RISK SERVICES	4	4	100%	3	2	67%
Total	4	4	100% ▲	3	2	67% ▼
YORK RISK SERVICES Group Total	4	4	100% ▲	3	2	67% ▼
ZURICH INSURANCE	FROIs Filed	Timely FROIs	Compliance	Payments Made	Timely Payments	Compliance
CA022 AMERICAN ZURICH	15	14	93%	4	3	75%
CA400 ZURICH AMERICAN INSURANCE	7	4	57%	2	1	50%
CA404 ZURICH AMERICAN INSURANCE COMPANY OF ILLINOIS	*	*	*	*	*	*
Total	22	18	82% ▼	6	4	67% ▼
ZURICH INSURANCE TPA Administered Claims						
CA040 BROADSPIRE SERVICES	1	0	0%	No Filings	No Filings	No Filings
CA080 CHESTERFIELD SERVICES	1	1	100%	1	1	100%
CA110 CONSTITUTION STATE SERVICES	1	1	100%	No Filings	No Filings	No Filings
CA116 CORVEL ENTERPRISE COMP	5	3	60%	2	2	100%
CA190 GALLAGHER BASSETT SERVICES	13	10	77%	2	2	100%
CA300 SEDGWICK CLAIMS MANAGEMENT SERVICES	8	8	100%	No Filings	No Filings	No Filings
TPA Total	29	23	79% ▼	5	5	100% ▲
ZURICH INSURANCE Group Total	51	41	80% ▼	11	9	82% ▼

INSURANCE GROUP COMPLIANCE
Initial MOP and Initial Indemnity NOC Filings
Second Quarter
4/1/2021 - 6/30/2021

Insurance Company	Total Initial MOPs Filed	Initial MOPs Filed Timely	Compliance Percentage	Total Initial Indemnity NOCs Filed	Initial Indemnity NOCs Filed Timely	Compliance Percentage
ACADIA INSURANCE	MOPs Filed	Timely MOPs	Compliance	NOCs Filed	Timely NOCs	Compliance
CA010 ACADIA INSURANCE	9	8	89%	2	2	100%
Total	9	8	89% ▲	2	2	100% ▲
ACADIA INSURANCE Group Total	9	8	89% ▲	2	2	100% ▲
ACCIDENT FUND INSURANCE	MOPs Filed	Timely MOPs	Compliance	NOCs Filed	Timely NOCs	Compliance
ACCIDENT FUND INSURANCE	*	*	*	*	*	*
Total	*	*	*	*	*	*
ACCIDENT FUND INSURANCE TPA Administered Claims						
CA190 GALLAGHER BASSETT SERVICES	2	0	0%	1	1	100%
TPA Total	2	0	0% ▼	1	1	100% ▲
ACCIDENT FUND INSURANCE Group Total	2	0	0% ▼	1	1	100% ▲
ACUITY MUTUAL INSURANCE	MOPs Filed	Timely MOPs	Compliance	NOCs Filed	Timely NOCs	Compliance
CA418 ACUITY MUTUAL INSURANCE	1	1	100%	No Filings	No Filings	No Filings
Total	1	1	100% ▲	No Filings	No Filings	No Filings
ACUITY MUTUAL INSURANCE Group Total	1	1	100% ▲	No Filings	No Filings	No Filings
AIG INSURANCE	MOPs Filed	Timely MOPs	Compliance	NOCs Filed	Timely NOCs	Compliance
CA015 AIG CLAIMS, INC	1	1	100%	3	2	67%
Total	1	1	100% ▲	3	2	67% ▼
AIG INSURANCE TPA Administered Claims						
CA116 CORVEL ENTERPRISE COMP	1	1	100%	1	0	0%
CA160 ESIS	6	0	0%	No Filings	No Filings	No Filings
CA190 GALLAGHER BASSETT SERVICES	8	6	75%	3	2	67%
CA204 HELMSMAN MANAGEMENT SERVICES	1	1	100%	No Filings	No Filings	No Filings
CA300 SEDGWICK CLAIMS MANAGEMENT SERVICES	20	19	95%	13	13	100%
TPA Total	36	27	75% ▼	17	15	88% ▼
AIG INSURANCE Group Total	37	28	76% ▼	20	17	85% ▼
AIM MUTUAL GROUP	MOPs Filed	Timely MOPs	Compliance	NOCs Filed	Timely NOCs	Compliance
CA472 AIM MUTUAL INSURANCE	6	2	33%	No Filings	No Filings	No Filings
CA470 ASSOCIATED EMPLOYERS INSURANCE	1	1	100%	No Filings	No Filings	No Filings
Total	7	3	43% ▼	No Filings	No Filings	No Filings
AIM MUTUAL GROUP Group Total	7	3	43% ▼	No Filings	No Filings	No Filings
ALTERNATIVE SERVICE CONCEPTS LLC	MOPs Filed	Timely MOPs	Compliance	NOCs Filed	Timely NOCs	Compliance
CA012 ALTERNATIVE SERVICE CONCEPTS LLC	No Filings	No Filings	No Filings	1	0	0%
Total	No Filings	No Filings	No Filings	1	0	0% ▼
ALTERNATIVE SERVICE CONCEPTS LLC Group Total	No Filings	No Filings	No Filings	1	0	0% ▼

INSURANCE GROUP COMPLIANCE
Initial MOP and Initial Indemnity NOC Filings
Second Quarter
4/1/2021 - 6/30/2021

Insurance Company	Total Initial MOPs Filed	Initial MOPs Filed Timely	Compliance Percentage	Total Initial Indemnity NOCs Filed	Initial Indemnity NOCs Filed Timely	Compliance Percentage
AMTRUST INSURANCE	MOPs Filed	Timely MOPs	Compliance	NOCs Filed	Timely NOCs	Compliance
CA342 TECHNOLOGY INSURANCE	1	0	0%	No Filings	No Filings	No Filings
CA381 WESCO INSURANCE	1	1	100%	No Filings	No Filings	No Filings
Total	2	1	50% ▼	No Filings	No Filings	No Filings
AMTRUST INSURANCE Group Total	2	1	50% ▼	No Filings	No Filings	No Filings
ARCH INSURANCE	MOPs Filed	Timely MOPs	Compliance	NOCs Filed	Timely NOCs	Compliance
ARCH INSURANCE	*	*	*	*	*	*
CA072 CHARTER OAK FIRE INSURANCE	*	*	*	*	*	*
Total	*	*	*	*	*	*
ARCH INSURANCE TPA Administered Claims						
CA040 BROADSPIRE SERVICES	No Filings	No Filings	No Filings	1	1	100%
CA070 CANNON COCHRAN MANAGEMENT SERVICES	No Filings	No Filings	No Filings	No Filings	No Filings	No Filings
CA116 CORVEL ENTERPRISE COMP	No Filings	No Filings	No Filings	No Filings	No Filings	No Filings
CA117 COTTINGHAM & BUTLER CLAIMS SERVICES	3	1	33%	No Filings	No Filings	No Filings
CA190 GALLAGHER BASSETT SERVICES	1	0	0%	2	2	100%
CA300 SEDGWICK CLAIMS MANAGEMENT SERVICES	No Filings	No Filings	No Filings	No Filings	No Filings	No Filings
CA340 YORK RISK SERVICES	No Filings	No Filings	No Filings	1	1	100%
TPA Total	4	1	25% ▼	4	4	100% ▲
ARCH INSURANCE Group Total	4	1	25% ▼	4	4	100% ▲
BATH IRON WORKS	MOPs Filed	Timely MOPs	Compliance	NOCs Filed	Timely NOCs	Compliance
CA036 BATH IRON WORKS	8	8	100%	3	3	100%
Total	8	8	100% ▲	3	3	100% ▲
BATH IRON WORKS Group Total	8	8	100% ▲	3	3	100% ▲
BERKSHIRE HATHAWAY INSURANCE	MOPs Filed	Timely MOPs	Compliance	NOCs Filed	Timely NOCs	Compliance
CA114 BERKSHIRE HATHAWAY HOMESTATE INSURANCE	No Filings	No Filings	No Filings	No Filings	No Filings	No Filings
CA474 NATIONAL LIABILITY AND FIRE INSURANCE	No Filings	No Filings	No Filings	No Filings	No Filings	No Filings
Total	No Filings	No Filings	No Filings	No Filings	No Filings	No Filings
BERKSHIRE HATHAWAY INSURANCE Group Total	No Filings	No Filings	No Filings	No Filings	No Filings	No Filings
BROADSPIRE SERVICES	MOPs Filed	Timely MOPs	Compliance	NOCs Filed	Timely NOCs	Compliance
CA040 BROADSPIRE SERVICES	7	5	71%	5	5	100%
Total	7	5	71% ▼	5	5	100% ▲
BROADSPIRE SERVICES Group Total	7	5	71% ▼	5	5	100% ▲
BROTHERHOOD MUTUAL INSURANCE COMPANY	MOPs Filed	Timely MOPs	Compliance	NOCs Filed	Timely NOCs	Compliance
CA043 BROTHERHOOD MUTUAL INSURANCE COMPANY	1	1	100%	No Filings	No Filings	No Filings
Total	1	1	100% ▲	No Filings	No Filings	No Filings
BROTHERHOOD MUTUAL INSURANCE COMPANY Group Total	1	1	100% ▲	No Filings	No Filings	No Filings

Maine Workers' Compensation Board
Initial MOP Filing Benchmark: 85%
Initial Indemnity NOC Benchmark: 90%

▲ Indicates benchmark met or exceeded
▼ Indicates benchmark not met

INSURANCE GROUP COMPLIANCE
 Initial MOP and Initial Indemnity NOC Filings
 Second Quarter
 4/1/2021 - 6/30/2021

Insurance Company	Total Initial MOPs Filed	Initial MOPs Filed Timely	Compliance Percentage	Total Initial Indemnity NOCs Filed	Initial Indemnity NOCs Filed Timely	Compliance Percentage
CANNON COCHRAN MANAGEMENT SERVICES	MOPs Filed	Timely MOPs	Compliance	NOCs Filed	Timely NOCs	Compliance
CA070 CANNON COCHRAN MANAGEMENT SERVICES	19	6	32%	12	12	100%
Total	19	6	32% ▼	12	12	100% ▲
CANNON COCHRAN MANAGEMENT SERVICES Group Total	19	6	32% ▼	12	12	100% ▲
CAROLINA CASULTY INSURANCE	MOPs Filed	Timely MOPs	Compliance	NOCs Filed	Timely NOCs	Compliance
CAROLINA CASULTY INSURANCE	*	*	*	*	*	*
Total	*	*	*	*	*	*
CAROLINA CASULTY INSURANCE TPA Administered Claims						
CA190 GALLAGHER BASSETT SERVICES	2	1	50%	No Filings	No Filings	No Filings
TPA Total	2	1	50% ▼	No Filings	No Filings	No Filings
CAROLINA CASULTY INSURANCE Group Total	2	1	50% ▼	No Filings	No Filings	No Filings
CHESTERFIELD SERVICES	MOPs Filed	Timely MOPs	Compliance	NOCs Filed	Timely NOCs	Compliance
CA080 CHESTERFIELD SERVICES	1	1	100%	No Filings	No Filings	No Filings
Total	1	1	100% ▲	No Filings	No Filings	No Filings
CHESTERFIELD SERVICES Group Total	1	1	100% ▲	No Filings	No Filings	No Filings
CHUBB INSURANCE	MOPs Filed	Timely MOPs	Compliance	NOCs Filed	Timely NOCs	Compliance
ACE AMERICAN INSURANCE COMPANY	*	*	*	*	*	*
ACE INSURANCE	*	*	*	*	*	*
CA046 CHUBB INSURANCE	*	*	*	*	*	*
CA090 FEDERAL INSURANCE	*	*	*	*	*	*
INDEMNITY INS CO OF NORTH AMERICA	*	*	*	*	*	*
PACIFIC INDEMNITY CO	*	*	*	*	*	*
Total	*	*	*	*	*	*
CHUBB INSURANCE TPA Administered Claims						
CA070 CANNON COCHRAN MANAGEMENT SERVICES	No Filings	No Filings	No Filings	1	1	100%
CA110 CONSTITUTION STATE SERVICES	5	3	60%	No Filings	No Filings	No Filings
CA116 CORVEL ENTERPRISE COMP	2	1	50%	2	1	50%
CA160 ESIS	6	3	50%	No Filings	No Filings	No Filings
CA190 GALLAGHER BASSETT SERVICES	13	7	54%	9	7	78%
CA433 NEXT LEVEL ADMINISTRATOR LLC	No Filings	No Filings	No Filings	No Filings	No Filings	No Filings
CA268 NORTH AMERICAN RISK SERVICES	1	0	0%	No Filings	No Filings	No Filings
CA300 SEDGWICK CLAIMS MANAGEMENT SERVICES	19	19	100%	12	12	100%
CA340 YORK RISK SERVICES	3	2	67%	1	1	100%
TPA Total	49	35	71% ▼	25	22	88% ▼
CHUBB INSURANCE Group Total	49	35	71% ▼	25	22	88% ▼

INSURANCE GROUP COMPLIANCE
Initial MOP and Initial Indemnity NOC Filings
Second Quarter
4/1/2021 - 6/30/2021

Insurance Company	Total Initial MOPs Filed	Initial MOPs Filed Timely	Compliance Percentage	Total Initial Indemnity NOCs Filed	Initial Indemnity NOCs Filed Timely	Compliance Percentage
CIANBRO CORPORATION	MOPs Filed	Timely MOPs	Compliance	NOCs Filed	Timely NOCs	Compliance
CA085 CIANBRO CORPORATION	No Filings	No Filings	No Filings	1	1	100%
Total	No Filings	No Filings	No Filings	1	1	100% ▲
CIANBRO CORPORATION Group Total	No Filings	No Filings	No Filings	1	1	100% ▲
CINCINNATI INSURANCE	MOPs Filed	Timely MOPs	Compliance	NOCs Filed	Timely NOCs	Compliance
CA438 CINCINNATI INSURANCE	No Filings	No Filings	No Filings	No Filings	No Filings	No Filings
Total	No Filings	No Filings	No Filings	No Filings	No Filings	No Filings
CINCINNATI INSURANCE Group Total	No Filings	No Filings	No Filings	No Filings	No Filings	No Filings
CNA INSURANCE	MOPs Filed	Timely MOPs	Compliance	NOCs Filed	Timely NOCs	Compliance
CA083 CNA CLAIMS PLUS	*	*	*	*	*	*
CA050 CONTINENTAL CASUALTY	*	*	*	*	*	*
CA271 NATIONAL FIRE INSURANCE	1	1	100%	No Filings	No Filings	No Filings
Total	1	1	100% ▲	No Filings	No Filings	No Filings
CNA INSURANCE TPA Administered Claims						
CA190 GALLAGHER BASSETT SERVICES	1	0	0%	No Filings	No Filings	No Filings
TPA Total	1	0	0% ▼	No Filings	No Filings	No Filings
CNA INSURANCE Group Total	2	1	50% ▼	No Filings	No Filings	No Filings
CONSTITUTION STATE SERVICES	MOPs Filed	Timely MOPs	Compliance	NOCs Filed	Timely NOCs	Compliance
CA110 CONSTITUTION STATE SERVICES	6	4	67%	No Filings	No Filings	No Filings
Total	6	4	67% ▼	No Filings	No Filings	No Filings
CONSTITUTION STATE SERVICES Group Total	6	4	67% ▼	No Filings	No Filings	No Filings
CORVEL ENTERPRISE COMP	MOPs Filed	Timely MOPs	Compliance	NOCs Filed	Timely NOCs	Compliance
CA116 CORVEL ENTERPRISE COMP	5	2	40%	6	4	67%
Total	5	2	40% ▼	6	4	67% ▼
CORVEL ENTERPRISE COMP Group Total	5	2	40% ▼	6	4	67% ▼
COTTINGHAM & BUTLER CLAIMS SERVICES	MOPs Filed	Timely MOPs	Compliance	NOCs Filed	Timely NOCs	Compliance
CA117 COTTINGHAM & BUTLER CLAIMS SERVICES	3	1	33%	No Filings	No Filings	No Filings
Total	3	1	33% ▼	No Filings	No Filings	No Filings
COTTINGHAM & BUTLER CLAIMS SERVICES Group Total	3	1	33% ▼	No Filings	No Filings	No Filings
CROSS INSURANCE	MOPs Filed	Timely MOPs	Compliance	NOCs Filed	Timely NOCs	Compliance
CA093 CROSS INSURANCE	63	57	90%	75	75	100%
Total	63	57	90% ▲	75	75	100% ▲
CROSS INSURANCE Group Total	63	57	90% ▲	75	75	100% ▲

INSURANCE GROUP COMPLIANCE
Initial MOP and Initial Indemnity NOC Filings
Second Quarter
4/1/2021 - 6/30/2021

Insurance Company	Total Initial MOPs Filed	Initial MOPs Filed Timely	Compliance Percentage	Total Initial Indemnity NOCs Filed	Initial Indemnity NOCs Filed Timely	Compliance Percentage
EASTERN ALLIANCE INSURANCE	MOPs Filed	Timely MOPs	Compliance	NOCs Filed	Timely NOCs	Compliance
CA141 EASTERN ALLIANCE INSURANCE	17	17	100%	5	5	100%
Total	17	17	100% ▲	5	5	100% ▲
EASTERN ALLIANCE INSURANCE Group Total	17	17	100% ▲	5	5	100% ▲
ELECTRIC INSURANCE	MOPs Filed	Timely MOPs	Compliance	NOCs Filed	Timely NOCs	Compliance
CA150 ELECTRIC INSURANCE	*	*	*	*	*	*
Total	*	*	*	*	*	*
ELECTRIC INSURANCE TPA Administered Claims						
CA300 SEDGWICK CLAIMS MANAGEMENT SERVICES	1	1	100%	2	2	100%
TPA Total	1	1	100% ▲	2	2	100% ▲
ELECTRIC INSURANCE Group Total	1	1	100% ▲	2	2	100% ▲
EMPLOYERS HOLDING INSURANCE	MOPs Filed	Timely MOPs	Compliance	NOCs Filed	Timely NOCs	Compliance
CA480 EMPLOYERS ASSURANCE COMPANY	*	*	*	*	*	*
CA481 EMPLOYERS COMPENSATION INSURANCE	*	*	*	*	*	*
CA479 EMPLOYERS PREFERRED INSURANCE	*	*	*	*	*	*
Total	*	*	*	*	*	*
EMPLOYERS HOLDING INSURANCE TPA Administered Claims						
CA040 BROADSPIRE SERVICES	1	1	100%	1	1	100%
TPA Total	1	1	100% ▲	1	1	100% ▲
EMPLOYERS HOLDING INSURANCE Group Total	1	1	100% ▲	1	1	100% ▲
ESIS	MOPs Filed	Timely MOPs	Compliance	NOCs Filed	Timely NOCs	Compliance
CA160 ESIS	13	3	23%	No Filings	No Filings	No Filings
Total	13	3	23% ▼	No Filings	No Filings	No Filings
ESIS Group Total	13	3	23% ▼	No Filings	No Filings	No Filings
EVEREST REINS HOLDINGS GROUP	MOPs Filed	Timely MOPs	Compliance	NOCs Filed	Timely NOCs	Compliance
EVEREST REINS HOLDINGS	*	*	*	*	*	*
Total	*	*	*	*	*	*
EVEREST REINS HOLDINGS GROUP TPA Administered Claims						
CA190 GALLAGHER BASSETT SERVICES	1	1	100%	No Filings	No Filings	No Filings
TPA Total	1	1	100% ▲	No Filings	No Filings	No Filings
EVEREST REINS HOLDINGS GROUP Group Total	1	1	100% ▲	No Filings	No Filings	No Filings

INSURANCE GROUP COMPLIANCE
Initial MOP and Initial Indemnity NOC Filings
Second Quarter
4/1/2021 - 6/30/2021

Insurance Company	Total Initial MOPs Filed	Initial MOPs Filed Timely	Compliance Percentage	Total Initial Indemnity NOCs Filed	Initial Indemnity NOCs Filed Timely	Compliance Percentage
FAIRFAX FINANCIAL GROUP CA257 NORTH RIVER INSURANE	MOPs Filed *	Timely MOPs *	Compliance *	NOCs Filed *	Timely NOCs *	Compliance *
Total	*	*	*	*	*	*
FAIRFAX FINANCIAL GROUP TPA Administered Claims CA040 BROADSPIRE SERVICES	No Filings	No Filings	No Filings	1	1	100%
TPA Total	No Filings	No Filings	No Filings	1	1	100% ▲
FAIRFAX FINANCIAL GROUP Group Total	No Filings	No Filings	No Filings	1	1	100% ▲
FEDERATED MUTUAL INSURANCE CA091 FEDERATED MUTUAL INSURANCE CA439 FEDERATED RESERVE CA092 FEDERATED SERVICE INSURANCE	MOPs Filed 1 * *	Timely MOPs 0 * *	Compliance 0% * *	NOCs Filed 1 * *	Timely NOCs 1 * *	Compliance 100% * *
Total	1	0	0% ▼	1	1	100% ▲
FEDERATED MUTUAL INSURANCE Group Total	1	0	0% ▼	1	1	100% ▲
FUTURECOMP CA175 FUTURECOMP	MOPs Filed 11	Timely MOPs 11	Compliance 100%	NOCs Filed 8	Timely NOCs 8	Compliance 100%
Total	11	11	100% ▲	8	8	100% ▲
FUTURECOMP Group Total	11	11	100% ▲	8	8	100% ▲
GALLAGHER BASSETT SERVICES CA190 GALLAGHER BASSETT SERVICES	MOPs Filed 53	Timely MOPs 32	Compliance 60%	NOCs Filed 16	Timely NOCs 13	Compliance 81%
Total	53	32	60% ▼	16	13	81% ▼
GALLAGHER BASSETT SERVICES Group Total	53	32	60% ▼	16	13	81% ▼
GREAT AMERICAN INSURANCE CA193 GREAT AMERICAN INSURANCE	MOPs Filed No Filings	Timely MOPs No Filings	Compliance No Filings	NOCs Filed No Filings	Timely NOCs No Filings	Compliance No Filings
Total	No Filings	No Filings	No Filings	No Filings	No Filings	No Filings
GREAT AMERICAN INSURANCE Group Total	No Filings	No Filings	No Filings	No Filings	No Filings	No Filings
GREAT WEST INSURANCE CA196 GREAT WEST INSURANCE	MOPs Filed 1	Timely MOPs 0	Compliance 0%	NOCs Filed No Filings	Timely NOCs No Filings	Compliance No Filings
Total	1	0	0% ▼	No Filings	No Filings	No Filings
GREAT WEST INSURANCE Group Total	1	0	0% ▼	No Filings	No Filings	No Filings
GUARD INSURANCE CA019 AMGUARD INSURANCE CA140 EASTGUARD INSURANCE CA272 NORGUARD INSURANCE	MOPs Filed 2 No Filings No Filings	Timely MOPs 1 No Filings No Filings	Compliance 50% No Filings No Filings	NOCs Filed No Filings No Filings 1	Timely NOCs No Filings No Filings 1	Compliance No Filings No Filings 100%
Total	2	1	50% ▼	1	1	100% ▲
GUARD INSURANCE Group Total	2	1	50% ▼	1	1	100% ▲

Maine Workers' Compensation Board
Initial MOP Filing Benchmark: 85%
Initial Indemnity NOC Benchmark: 90%

▲ Indicates benchmark met or exceeded
▼ Indicates benchmark not met

INSURANCE GROUP COMPLIANCE
Initial MOP and Initial Indemnity NOC Filings
Second Quarter
4/1/2021 - 6/30/2021

Insurance Company	Total Initial MOPs Filed	Initial MOPs Filed Timely	Compliance Percentage	Total Initial Indemnity NOCs Filed	Initial Indemnity NOCs Filed Timely	Compliance Percentage
HANNAFORD BROTHERS	MOPs Filed	Timely MOPs	Compliance	NOCs Filed	Timely NOCs	Compliance
CA201 HANNAFORD BROTHERS	33	26	79%	7	6	86%
Total	33	26	79% ▼	7	6	86% ▼
HANNAFORD BROTHERS Group Total	33	26	79% ▼	7	6	86% ▼
HANOVER INSURANCE	MOPs Filed	Timely MOPs	Compliance	NOCs Filed	Timely NOCs	Compliance
CA428 ALLMERICA FINANCIAL BENEFIT INSURANCE	No Filings	No Filings	No Filings	2	2	100%
CA048 CITIZENS INSURANCE COMPANY OF AMERICA	No Filings	No Filings	No Filings	3	1	33%
CA429 HANOVER AMERICAN INSURANCE	No Filings	No Filings	No Filings	No Filings	No Filings	No Filings
CA202 HANOVER INSURANCE	No Filings	No Filings	No Filings	No Filings	No Filings	No Filings
CA228 MASSACHUSETTS BAY INSURANCE	No Filings	No Filings	No Filings	1	0	0%
Total	No Filings	No Filings	No Filings	6	3	50% ▼
HANOVER INSURANCE Group Total	No Filings	No Filings	No Filings	6	3	50% ▼
HARTFORD INSURANCE	MOPs Filed	Timely MOPs	Compliance	NOCs Filed	Timely NOCs	Compliance
CA188 HARTFORD ACCIDENT & INDEMNITY	No Filings	No Filings	No Filings	1	1	100%
CA185 HARTFORD CASUALTY INSURANCE	No Filings	No Filings	No Filings	No Filings	No Filings	No Filings
CA203 HARTFORD FIRE INSURANCE	No Filings	No Filings	No Filings	No Filings	No Filings	No Filings
CA186 HARTFORD INSURANCE COMPANY OF THE MIDWEST	2	1	50%	1	1	100%
CA187 HARTFORD UNDERWRITERS INSURANCE	1	1	100%	No Filings	No Filings	No Filings
CA288 PROPERTY & CASUALTY INSURANCE COMPANY OF HARTFORD	2	1	50%	3	3	100%
CA296 SENTINEL INSURANCE	*	*	*	*	*	*
CA319 TRUMBULL INSURANCE	1	1	100%	2	2	100%
CA321 TWIN CITY FIRE INSURANCE	2	2	100%	No Filings	No Filings	No Filings
Total	8	6	75% ▼	7	7	100% ▲
HARTFORD INSURANCE TPA Administered Claims						
CA116 CORVEL ENTERPRISE COMP	No Filings	No Filings	No Filings	No Filings	No Filings	No Filings
CA204 HELMSMAN MANAGEMENT SERVICES	1	1	100%	No Filings	No Filings	No Filings
CA300 SEDGWICK CLAIMS MANAGEMENT SERVICES	No Filings	No Filings	No Filings	2	2	100%
TPA Total	1	1	100% ▲	2	2	100% ▲
HARTFORD INSURANCE Group Total	9	7	78% ▼	9	9	100% ▲
HELMSMAN MANAGEMENT SERVICES	MOPs Filed	Timely MOPs	Compliance	NOCs Filed	Timely NOCs	Compliance
CA204 HELMSMAN MANAGEMENT SERVICES	8	5	63%	19	16	84%
Total	8	5	63% ▼	19	16	84% ▼
HELMSMAN MANAGEMENT SERVICES Group Total	8	5	63% ▼	19	16	84% ▼

INSURANCE GROUP COMPLIANCE
Initial MOP and Initial Indemnity NOC Filings
Second Quarter
4/1/2021 - 6/30/2021

Insurance Company	Total Initial MOPs Filed	Initial MOPs Filed Timely	Compliance Percentage	Total Initial Indemnity NOCs Filed	Initial Indemnity NOCs Filed Timely	Compliance Percentage
LIBERTY MUTUAL INSURANCE	MOPs Filed	Timely MOPs	Compliance	NOCs Filed	Timely NOCs	Compliance
CA003 AMERICAN FIRE & CASUALTY INSURANCE	2	2	100%	No Filings	No Filings	No Filings
CA380 EMPLOYERS INSURANCE OF WAUSAU	1	1	100%	No Filings	No Filings	No Filings
CA210 LIBERTY MUTUAL INSURANCE	27	19	70%	10	10	100%
CA406 OHIO CASUALTY INSURANCE	2	2	100%	No Filings	No Filings	No Filings
CA407 OHIO SECURITY INSURANCE	2	1	50%	No Filings	No Filings	No Filings
CA408 WEST AMERICAN INSURANCE	*	*	*	*	*	*
Total	34	25	74% ▼	10	10	100% ▲
LIBERTY MUTUAL INSURANCE Group Total	34	25	74% ▼	10	10	100% ▲
MAINE AUTOMOBILE DEALERS ASSOCIATION	MOPs Filed	Timely MOPs	Compliance	NOCs Filed	Timely NOCs	Compliance
CA220 MAINE AUTOMOBILE DEALERS ASSOCIATION	3	0	0%	No Filings	No Filings	No Filings
Total	3	0	0% ▼	No Filings	No Filings	No Filings
MAINE AUTOMOBILE DEALERS ASSOCIATION Group Total	3	0	0% ▼	No Filings	No Filings	No Filings
MAINE EMPLOYERS' MUTUAL INSURANCE	MOPs Filed	Timely MOPs	Compliance	NOCs Filed	Timely NOCs	Compliance
CA260 MAINE EMPLOYERS' MUTUAL INSURANCE	325	132	41%	252	229	91%
Total	325	132	41% ▼	252	229	91% ▲
MAINE EMPLOYERS' MUTUAL INSURANCE Group Total	325	132	41% ▼	252	229	91% ▲
MAINE HEALTHCARE ASSOCIATION	MOPs Filed	Timely MOPs	Compliance	NOCs Filed	Timely NOCs	Compliance
CA234 MAINE HEALTHCARE ASSOCIATION	7	2	29%	3	2	67%
Total	7	2	29% ▼	3	2	67% ▼
MAINE HEALTHCARE ASSOCIATION Group Total	7	2	29% ▼	3	2	67% ▼
MAINE MOTOR TRANSPORT ASSOCIATION	MOPs Filed	Timely MOPs	Compliance	NOCs Filed	Timely NOCs	Compliance
CA230 MAINE MOTOR TRANSPORT ASSOCIATION	4	4	100%	8	8	100%
Total	4	4	100% ▲	8	8	100% ▲
MAINE MOTOR TRANSPORT ASSOCIATION Group Total	4	4	100% ▲	8	8	100% ▲
MAINE MUNICIPAL ASSOCIATION	MOPs Filed	Timely MOPs	Compliance	NOCs Filed	Timely NOCs	Compliance
CA225 MAINE MUNICIPAL ASSOCIATION	36	35	97%	77	77	100%
Total	36	35	97% ▲	77	77	100% ▲
MAINE MUNICIPAL ASSOCIATION Group Total	36	35	97% ▲	77	77	100% ▲
MAINE SCHOOL MANAGEMENT ASSOCIATION	MOPs Filed	Timely MOPs	Compliance	NOCs Filed	Timely NOCs	Compliance
CA250 MAINE SCHOOL MANAGEMENT ASSOCIATION	25	22	88%	7	7	100%
Total	25	22	88% ▲	7	7	100% ▲
MAINE SCHOOL MANAGEMENT ASSOCIATION Group Total	25	22	88% ▲	7	7	100% ▲

INSURANCE GROUP COMPLIANCE
Initial MOP and Initial Indemnity NOC Filings
Second Quarter
4/1/2021 - 6/30/2021

Insurance Company	Total Initial MOPs Filed	Initial MOPs Filed Timely	Compliance Percentage	Total Initial Indemnity NOCs Filed	Initial Indemnity NOCs Filed Timely	Compliance Percentage
MARKEL CORP GROUP STATE NATIONAL INSURANCE	MOPs Filed *	Timely MOPs *	Compliance *	NOCs Filed *	Timely NOCs *	Compliance *
Total	*	*	*	*	*	*
MARKEL CORP GROUP TPA Administered Claims CA070 CANNON COCHRAN MANAGEMENT SERVICES	1	0	0%	3	3	100%
TPA Total	1	0	0% ▼	3	3	100% ▲
MARKEL CORP GROUP Group Total	1	0	0% ▼	3	3	100% ▲
MATRIX ABSENCE MANAGEMENT CA252 MATRIX ABSENCE MANAGEMENT	MOPs Filed 2	Timely MOPs 0	Compliance 0%	NOCs Filed 1	Timely NOCs 0	Compliance 0%
Total	2	0	0% ▼	1	0	0% ▼
MATRIX ABSENCE MANAGEMENT Group Total	2	0	0% ▼	1	0	0% ▼
MITSUI SUMITOMO INS CO OF AMERICA MITSUI SUMITOMO INS CO OF AMERICA	MOPs Filed *	Timely MOPs *	Compliance *	NOCs Filed *	Timely NOCs *	Compliance *
Total	*	*	*	*	*	*
MITSUI SUMITOMO INS CO OF AMERICA TPA Administered Claims CA300 SEDGWICK CLAIMS MANAGEMENT SERVICES	No Filings	No Filings	No Filings	No Filings	No Filings	No Filings
TPA Total	No Filings	No Filings	No Filings	No Filings	No Filings	No Filings
MITSUI SUMITOMO INS CO OF AMERICA Group Total	No Filings	No Filings	No Filings	No Filings	No Filings	No Filings
NATIONWIDE INSURANCE CA291 NATIONWIDE AGRIBUSINESS INSURANCE	MOPs Filed 1	Timely MOPs 1	Compliance 100%	NOCs Filed No Filings	Timely NOCs No Filings	Compliance No Filings
Total	1	1	100% ▲	No Filings	No Filings	No Filings
NATIONWIDE INSURANCE Group Total	1	1	100% ▲	No Filings	No Filings	No Filings
NEXT LEVEL ADMINISTRATOR LLC CA433 NEXT LEVEL ADMINISTRATOR LLC	MOPs Filed No Filings	Timely MOPs No Filings	Compliance No Filings	NOCs Filed 1	Timely NOCs 0	Compliance 0%
Total	No Filings	No Filings	No Filings	1	0	0% ▼
NEXT LEVEL ADMINISTRATOR LLC Group Total	No Filings	No Filings	No Filings	1	0	0% ▼
NORTH AMERICAN RISK SERVICES CA268 NORTH AMERICAN RISK SERVICES	MOPs Filed 1	Timely MOPs 0	Compliance 0%	NOCs Filed No Filings	Timely NOCs No Filings	Compliance No Filings
Total	1	0	0% ▼	No Filings	No Filings	No Filings
NORTH AMERICAN RISK SERVICES Group Total	1	0	0% ▼	No Filings	No Filings	No Filings

INSURANCE GROUP COMPLIANCE
 Initial MOP and Initial Indemnity NOC Filings
 Second Quarter
 4/1/2021 - 6/30/2021

Insurance Company	Total Initial MOPs Filed	Initial MOPs Filed Timely	Compliance Percentage	Total Initial Indemnity NOCs Filed	Initial Indemnity NOCs Filed Timely	Compliance Percentage
OLD REPUBLIC INSURANCE	MOPs Filed	Timely MOPs	Compliance	NOCs Filed	Timely NOCs	Compliance
OLD REPUBLIC GENERAL INSURANCE CORP.	*	*	*	*	*	*
OLD REPUBLIC INSURANCE	*	*	*	*	*	*
Total	*	*	*	*	*	*
OLD REPUBLIC INSURANCE TPA Administered Claims						
CA070 CANNON COCHRAN MANAGEMENT SERVICES	4	1	25%	No Filings	No Filings	No Filings
CA110 CONSTITUTION STATE SERVICES	No Filings	No Filings	No Filings	No Filings	No Filings	No Filings
CA190 GALLAGHER BASSETT SERVICES	4	3	75%	No Filings	No Filings	No Filings
CA252 MATRIX ABSENCE MANAGEMENT, INC.	2	0	0%	1	0	0%
CA300 SEDGWICK CLAIMS MANAGEMENT SERVICES	5	5	100%	No Filings	No Filings	No Filings
TPA Total	15	9	60% ▼	1	0	0% ▼
OLD REPUBLIC INSURANCE Group Total	15	9	60% ▼	1	0	0% ▼
PENNSYLVANIA MFG ASSN	MOPs Filed	Timely MOPs	Compliance	NOCs Filed	Timely NOCs	Compliance
MANUFACTURERS ALLIANCE INSURANCE	*	*	*	*	*	*
PENNSYLVANIA MFG ASSN	*	*	*	*	*	*
PENNSYLVANIA MFG INDEMNITY CO	*	*	*	*	*	*
Total	*	*	*	*	*	*
PENNSYLVANIA MFG ASSN TPA Administered Claims						
CA190 GALLAGHER BASSETT SERVICES	6	3	50%	No Filings	No Filings	No Filings
CA323 THE AMERICAN EQUITY UNDERWRITERS	No Filings	No Filings	No Filings	No Filings	No Filings	No Filings
TPA Total	6	3	50% ▼	No Filings	No Filings	No Filings
PENNSYLVANIA MFG ASSN Group Total	6	3	50% ▼	No Filings	No Filings	No Filings
PROTECTIVE INSURANCE	MOPs Filed	Timely MOPs	Compliance	NOCs Filed	Timely NOCs	Compliance
CA277 PROTECTIVE INSURANCE COMPANY	*	*	*	*	*	*
Total	*	*	*	*	*	*
PROTECTIVE INSURANCE TPA Administered Claims						
CA300 SEDGWICK CLAIMS MANAGEMENT SERVICES	2	2	100%	1	1	100%
TPA Total	2	2	100% ▲	1	1	100% ▲
PROTECTIVE INSURANCE Group Total	2	2	100% ▲	1	1	100% ▲
QBE INSURANCE GROUP	MOPs Filed	Timely MOPs	Compliance	NOCs Filed	Timely NOCs	Compliance
CA268 NORTH AMERICAN RISK SERVICES	*	*	*	*	*	*
QBE INSURANCE GROUP	*	*	*	*	*	*
Total	*	*	*	*	*	*
QBE INSURANCE GROUP TPA Administered Claims						
CA300 SEDGWICK CLAIMS MANAGEMENT SERVICES	1	1	100%	No Filings	No Filings	No Filings
TPA Total	1	1	100% ▲	No Filings	No Filings	No Filings
QBE INSURANCE GROUP Group Total	1	1	100% ▲	No Filings	No Filings	No Filings

INSURANCE GROUP COMPLIANCE
Initial MOP and Initial Indemnity NOC Filings
Second Quarter
4/1/2021 - 6/30/2021

Insurance Company	Total Initial MOPs Filed	Initial MOPs Filed Timely	Compliance Percentage	Total Initial Indemnity NOCs Filed	Initial Indemnity NOCs Filed Timely	Compliance Percentage
SAFETY NATIONAL CASUALTY CORP SAFETY NATIONAL CASUALTY CORP	MOPs Filed *	Timely MOPs *	Compliance *	NOCs Filed *	Timely NOCs *	Compliance *
Total	*	*	*	*	*	*
SAFETY NATIONAL CASUALTY CORP TPA Administered Claims						
CA040 BROADSPIRE SERVICES	1	0	0%	No Filings	No Filings	No Filings
CA070 CANNON COCHRAN MANAGEMENT SERVICES	1	0	0%	No Filings	No Filings	No Filings
CA110 CONSTITUTION STATE SERVICES	1	1	100%	No Filings	No Filings	No Filings
CA116 CORVEL ENTERPRISE COMP	No Filings	No Filings	No Filings	No Filings	No Filings	No Filings
CA190 GALLAGHER BASSETT SERVICES	1	1	100%	No Filings	No Filings	No Filings
CA300 SEDGWICK CLAIMS MANAGEMENT SERVICES	2	2	100%	2	2	100%
TPA Total	6	4	67% ▼	2	2	100% ▲
SAFETY NATIONAL CASUALTY CORP Group Total	6	4	67% ▼	2	2	100% ▲
SEDGWICK CLAIMS MANAGEMENT SERVICES CA300 SEDGWICK CLAIMS MANAGEMENT SERVICES	MOPs Filed 69	Timely MOPs 66	Compliance 96%	NOCs Filed 49	Timely NOCs 48	Compliance 98%
Total	69	66	96% ▲	49	48	98% ▲
SEDGWICK CLAIMS MANAGEMENT SERVICES Group Total	69	66	96% ▲	49	48	98% ▲
SENTRY INSURANCE CA207 FLORISTS MUTUAL INSURANCE CA426 MIDDLESEX INSURANCE COMPANY CA402 SENTRY CASUALTY CA305 SENTRY INSURANCE CA308 SENTRY SELECT INSURANCE	MOPs Filed No Filings 2 9 No Filings *	Timely MOPs No Filings 2 8 No Filings *	Compliance No Filings 100% 89% No Filings *	NOCs Filed No Filings No Filings No Filings 1 *	Timely NOCs No Filings No Filings No Filings 0 *	Compliance No Filings No Filings No Filings 0% *
Total	11	10	91% ▲	1	0	0% ▼
SENTRY INSURANCE Group Total	11	10	91% ▲	1	0	0% ▼
SERVICE AMERICAN INDEMNITY SERVICE AMERICAN INDEMNITY	MOPs Filed *	Timely MOPs *	Compliance *	NOCs Filed *	Timely NOCs *	Compliance *
Total	*	*	*	*	*	*
SERVICE AMERICAN INDEMNITY TPA Administered Claims CA040 BROADSPIRE SERVICES	5	4	80%	No Filings	No Filings	No Filings
TPA Total	5	4	80% ▼	No Filings	No Filings	No Filings
SERVICE AMERICAN INDEMNITY Group Total	5	4	80% ▼	No Filings	No Filings	No Filings

INSURANCE GROUP COMPLIANCE
Initial MOP and Initial Indemnity NOC Filings
Second Quarter
4/1/2021 - 6/30/2021

Insurance Company	Total Initial MOPs Filed	Initial MOPs Filed Timely	Compliance Percentage	Total Initial Indemnity NOCs Filed	Initial Indemnity NOCs Filed Timely	Compliance Percentage
SOMPO JAPAN INSURANCE SOMPO JAPAN INSURANCE COMPANY OF AMERICA	MOPs Filed *	Timely MOPs *	Compliance *	NOCs Filed *	Timely NOCs *	Compliance *
Total	*	*	*	*	*	*
SOMPO JAPAN INSURANCE TPA Administered Claims CA190 GALLAGHER BASSETT SERVICES	No Filings	No Filings	No Filings	No Filings	No Filings	No Filings
TPA Total	No Filings	No Filings	No Filings	No Filings	No Filings	No Filings
SOMPO JAPAN INSURANCE Group Total	No Filings	No Filings	No Filings	No Filings	No Filings	No Filings
STARR INDEMNITY INSURANCE STARR INDEMNITY INSURANCE	MOPs Filed *	Timely MOPs *	Compliance *	NOCs Filed *	Timely NOCs *	Compliance *
Total	*	*	*	*	*	*
STARR INDEMNITY INSURANCE TPA Administered Claims CA190 GALLAGHER BASSETT SERVICES CA300 SEDGWICK CLAIMS MANAGEMENT SERVICES	No Filings No Filings	No Filings No Filings	No Filings No Filings	No Filings 4	No Filings 3	No Filings 75%
TPA Total	No Filings	No Filings	No Filings	4	3	75% ▼
STARR INDEMNITY INSURANCE Group Total	No Filings	No Filings	No Filings	4	3	75% ▼
STATE OF MAINE WORKERS' COMPENSATION TRUST CA307 STATE OF MAINE WORKERS' COMPENSATION TRUST	MOPs Filed 25	Timely MOPs 22	Compliance 88%	NOCs Filed 76	Timely NOCs 76	Compliance 100%
Total	25	22	88% ▲	76	76	100% ▲
STATE OF MAINE WORKERS' COMPENSATION TRUST Group Total	25	22	88% ▲	76	76	100% ▲
SYNERNET CA320 SYNERNET	MOPs Filed 36	Timely MOPs 30	Compliance 83%	NOCs Filed 49	Timely NOCs 47	Compliance 96%
Total	36	30	83% ▼	49	47	96% ▲
SYNERNET Group Total	36	30	83% ▼	49	47	96% ▲
THE AMERICAN EQUITY UNDERWRITERS CA323 THE AMERICAN EQUITY UNDERWRITERS	MOPs Filed No Filings	Timely MOPs No Filings	Compliance No Filings	NOCs Filed No Filings	Timely NOCs No Filings	Compliance No Filings
Total	No Filings	No Filings	No Filings	No Filings	No Filings	No Filings
THE AMERICAN EQUITY UNDERWRITERS Group Total	No Filings	No Filings	No Filings	No Filings	No Filings	No Filings

Maine Workers' Compensation Board
Initial MOP Filing Benchmark: 85%
Initial Indemnity NOC Benchmark: 90%

▲ Indicates benchmark met or exceeded
▼ Indicates benchmark not met

INSURANCE GROUP COMPLIANCE
Initial MOP and Initial Indemnity NOC Filings
Second Quarter
4/1/2021 - 6/30/2021

Insurance Company	Total Initial MOPs Filed	Initial MOPs Filed Timely	Compliance Percentage	Total Initial Indemnity NOCs Filed	Initial Indemnity NOCs Filed Timely	Compliance Percentage
TRAVELERS INSURANCE	MOPs Filed	Timely MOPs	Compliance	NOCs Filed	Timely NOCs	Compliance
CA072 CHARTER OAK FIRE INSURANCE	19	9	47%	3	1	33%
CA164 FARMINGTON CASUALTY	1	1	100%	No Filings	No Filings	No Filings
CA284 PHOENIX INSURANCE	2	2	100%	No Filings	No Filings	No Filings
CA306 STANDARD FIRE INSURANCE	3	1	33%	No Filings	No Filings	No Filings
CA347 TRAVELERS CASUALTY & SURETY	No Filings	No Filings	No Filings	No Filings	No Filings	No Filings
CA348 TRAVELERS CASUALTY INSURANCE COMPANY OF AMERICA	1	0	0%	1	0	0%
CA349 TRAVELERS COMMERCIAL CASUALTY	3	1	33%	No Filings	No Filings	No Filings
CA346 TRAVELERS INDEMNITY COMPANY OF AMERICA	No Filings	No Filings	No Filings	No Filings	No Filings	No Filings
CA345 TRAVELERS PROPERTY CASUALTY INSURANCE	1	1	100%	No Filings	No Filings	No Filings
Total	30	15	50% ▼	4	1	25% ▼
TRAVELERS INSURANCE TPA Administered Claims						
CA300 SEDGWICK CLAIMS MANAGEMENT SERVICES	1	1	100%	No Filings	No Filings	No Filings
TPA Total	1	1	100% ▲	No Filings	No Filings	No Filings
TRAVELERS INSURANCE Group Total	31	16	52% ▼	4	1	25% ▼
TYSON FOODS INC	MOPs Filed	Timely MOPs	Compliance	NOCs Filed	Timely NOCs	Compliance
CA435 TYSON FOODS INC	1	1	100%	No Filings	No Filings	No Filings
Total	1	1	100% ▲	No Filings	No Filings	No Filings
TYSON FOODS INC Group Total	1	1	100% ▲	No Filings	No Filings	No Filings
UTICA MUTUAL INSURANCE	MOPs Filed	Timely MOPs	Compliance	NOCs Filed	Timely NOCs	Compliance
CA324 UTICA MUTUAL INSURANCE	No Filings	No Filings	No Filings	No Filings	No Filings	No Filings
Total	No Filings	No Filings	No Filings	No Filings	No Filings	No Filings
UTICA MUTUAL INSURANCE Group Total	No Filings	No Filings	No Filings	No Filings	No Filings	No Filings
VANLINER INSURANCE	MOPs Filed	Timely MOPs	Compliance	NOCs Filed	Timely NOCs	Compliance
CA379 VANLINER INSURANCE	No Filings	No Filings	No Filings	1	1	100%
Total	No Filings	No Filings	No Filings	1	1	100% ▲
VANLINER INSURANCE Group Total	No Filings	No Filings	No Filings	1	1	100% ▲
WALMART CLAIMS SERVICES	MOPs Filed	Timely MOPs	Compliance	NOCs Filed	Timely NOCs	Compliance
CA100 WALMART CLAIMS SERVICES	10	9	90%	25	25	100%
Total	10	9	90% ▲	25	25	100% ▲
WALMART CLAIMS SERVICES Group Total	10	9	90% ▲	25	25	100% ▲

INSURANCE GROUP COMPLIANCE
Initial MOP and Initial Indemnity NOC Filings
Second Quarter
4/1/2021 - 6/30/2021

Insurance Company	Total Initial MOPs Filed	Initial MOPs Filed Timely	Compliance Percentage	Total Initial Indemnity NOCs Filed	Initial Indemnity NOCs Filed Timely	Compliance Percentage
XL INSURANCE	MOPs Filed	Timely MOPs	Compliance	NOCs Filed	Timely NOCs	Compliance
CA384 XL INSURANCE	*	*	*	*	*	*
Total	*	*	*	*	*	*
XL INSURANCE TPA Administered Claims						
CA040 BROADSPIRE SERVICES	No Filings	No Filings	No Filings	2	2	100%
CA117 COTTINGHAM & BUTLER CLAIMS SERVICES	No Filings	No Filings	No Filings	No Filings	No Filings	No Filings
CA190 GALLAGHER BASSETT SERVICES	2	0	0%	No Filings	No Filings	No Filings
CA300 SEDGWICK CLAIMS MANAGEMENT SERVICES	3	3	100%	No Filings	No Filings	No Filings
TPA Total	5	3	60% ▼	2	2	100% ▲
XL INSURANCE Group Total	5	3	60% ▼	2	2	100% ▲
YORK RISK SERVICES	MOPs Filed	Timely MOPs	Compliance	NOCs Filed	Timely NOCs	Compliance
CA340 YORK RISK SERVICES	3	2	67%	2	2	100%
Total	3	2	67% ▼	2	2	100% ▲
YORK RISK SERVICES Group Total	3	2	67% ▼	2	2	100% ▲
ZURICH INSURANCE	MOPs Filed	Timely MOPs	Compliance	NOCs Filed	Timely NOCs	Compliance
CA022 AMERICAN ZURICH	4	3	75%	5	5	100%
CA400 ZURICH AMERICAN INSURANCE	2	1	50%	2	2	100%
CA404 ZURICH AMERICAN INSURANCE COMPANY OF ILLINOIS	*	*	*	*	*	*
Total	6	4	67% ▼	7	7	100% ▲
ZURICH INSURANCE TPA Administered Claims						
CA040 BROADSPIRE SERVICES	No Filings	No Filings	No Filings	No Filings	No Filings	No Filings
CA080 CHESTERFIELD SERVICES	1	1	100%	No Filings	No Filings	No Filings
CA110 CONSTITUTION STATE SERVICES	No Filings	No Filings	No Filings	No Filings	No Filings	No Filings
CA116 CORVEL ENTERPRISE COMP	2	0	0%	1	1	100%
CA190 GALLAGHER BASSETT SERVICES	2	2	100%	No Filings	No Filings	No Filings
CA300 SEDGWICK CLAIMS MANAGEMENT SERVICES	No Filings	No Filings	No Filings	4	4	100%
TPA Total	5	3	60% ▼	5	5	100% ▲
ZURICH INSURANCE Group Total	11	7	64% ▼	12	12	100% ▲

INSURANCE GROUP COMPLIANCE
Wage Statements and Fringe Benefit Forms
Second Quarter
4/1/2021 - 6/30/2021

Insurance Company	Total Wage Statement(s) Due	Wage Statement(s) Filed Timely	Compliance Percentage	Total Fringe Benefit Form(s) Due	Fringe Benefit Form(s) Filed Timely	Compliance Percentage
ACADIA INSURANCE	Wage(s) Due	Timely Wage(s)	Compliance	Fringe(s) Due	Timely Fringe(s)	Compliance
CA010 ACADIA INSURANCE	14	13	93%	14	13	93%
Total	14	13	93% ▲	14	13	93% ▲
ACADIA INSURANCE Group Total	14	13	93% ▲	14	13	93% ▲
ACCIDENT FUND INSURANCE	Wage(s) Due	Timely Wage(s)	Compliance	Fringe(s) Due	Timely Fringe(s)	Compliance
ACCIDENT FUND INSURANCE	*	*	*	*	*	*
Total	*	*	*	*	*	*
ACCIDENT FUND INSURANCE TPA Administered Claims						
CA190 GALLAGHER BASSETT SERVICES	1	0	0%	1	0	0%
TPA Total	1	0	0% ▼	1	0	0% ▼
ACCIDENT FUND INSURANCE Group Total	1	0	0% ▼	1	0	0% ▼
ACUITY MUTUAL INSURANCE	Wage(s) Due	Timely Wage(s)	Compliance	Fringe(s) Due	Timely Fringe(s)	Compliance
CA418 ACUITY MUTUAL INSURANCE	1	1	100%	1	1	100%
Total	1	1	100% ▲	1	1	100% ▲
ACUITY MUTUAL INSURANCE Group Total	1	1	100% ▲	1	1	100% ▲
AIG INSURANCE	Wage(s) Due	Timely Wage(s)	Compliance	Fringe(s) Due	Timely Fringe(s)	Compliance
CA015 AIG CLAIMS, INC	4	3	75%	4	3	75%
Total	4	3	75% ▲	4	3	75% ▼
AIG INSURANCE TPA Administered Claims						
CA040 BROADSPIRE SERVICES	2	2	100%	2	2	100%
CA116 CORVEL ENTERPRISE COMP	2	1	50%	2	0	0%
CA160 ESIS	6	6	100%	6	6	100%
CA190 GALLAGHER BASSETT SERVICES	19	16	84%	19	17	89%
CA204 HELMSMAN MANAGEMENT SERVICES	1	0	0%	1	0	0%
CA300 SEDGWICK CLAIMS MANAGEMENT SERVICES	29	26	90%	29	27	93%
TPA Total	59	51	86% ▲	59	52	88% ▲
AIG INSURANCE Group Total	63	54	86% ▲	63	55	87% ▲
AIM MUTUAL GROUP	Wage(s) Due	Timely Wage(s)	Compliance	Fringe(s) Due	Timely Fringe(s)	Compliance
CA472 AIM MUTUAL INSURANCE	6	4	67%	6	4	67%
CA470 ASSOCIATED EMPLOYERS INSURANCE	1	0	0%	1	0	0%
Total	7	4	57% ▼	7	4	57% ▼
AIM MUTUAL GROUP Group Total	7	4	57% ▼	7	4	57% ▼

INSURANCE GROUP COMPLIANCE
Wage Statements and Fringe Benefit Forms
Second Quarter
4/1/2021 - 6/30/2021

Insurance Company	Total Wage Statement(s) Due	Wage Statement(s) Filed Timely	Compliance Percentage	Total Fringe Benefit Form(s) Due	Fringe Benefit Form(s) Filed Timely	Compliance Percentage
ALTERNATIVE SERVICE CONCEPTS LLC	Wage(s) Due	Timely Wage(s)	Compliance	Fringe(s) Due	Timely Fringe(s)	Compliance
CA012 ALTERNATIVE SERVICE CONCEPTS LLC	1	0	0%	1	0	0%
Total	1	0	0% ▼	1	0	0% ▼
ALTERNATIVE SERVICE CONCEPTS LLC Group Total	1	0	0% ▼	1	0	0% ▼
AMTRUST INSURANCE	Wage(s) Due	Timely Wage(s)	Compliance	Fringe(s) Due	Timely Fringe(s)	Compliance
CA490 SECURITY NATIONAL INSURANCE	1	0	0%	1	0	0%
CA342 TECHNOLOGY INSURANCE	1	1	100%	1	1	100%
CA381 WESCO INSURANCE	1	1	100%	1	1	100%
Total	3	2	67% ▼	3	2	67% ▼
AMTRUST INSURANCE Group Total	3	2	67% ▼	3	2	67% ▼
ARCH INSURANCE	Wage(s) Due	Timely Wage(s)	Compliance	Fringe(s) Due	Timely Fringe(s)	Compliance
ARCH INSURANCE	*	*	*	*	*	*
Total	*	*	*	*	*	*
ARCH INSURANCE TPA Administered Claims						
CA040 BROADSPIRE SERVICES	2	2	100%	2	2	100%
CA070 CANNON COCHRAN MANAGEMENT SERVICES	1	0	0%	1	0	0%
CA117 COTTINGHAM & BUTLER CLAIMS SERVICES	4	3	75%	4	3	75%
CA190 GALLAGHER BASSETT SERVICES	4	4	100%	4	4	100%
CA340 YORK RISK SERVICES	1	0	0%	1	0	0%
TPA Total	12	9	75% ▲	12	9	75% ▼
ARCH INSURANCE Group Total	12	9	75% ▲	12	9	75% ▼
BATH IRON WORKS	Wage(s) Due	Timely Wage(s)	Compliance	Fringe(s) Due	Timely Fringe(s)	Compliance
CA036 BATH IRON WORKS	9	8	89%	9	8	89%
Total	9	8	89% ▲	9	8	89% ▲
BATH IRON WORKS Group Total	9	8	89% ▲	9	8	89% ▲
BROADSPIRE SERVICES	Wage(s) Due	Timely Wage(s)	Compliance	Fringe(s) Due	Timely Fringe(s)	Compliance
CA040 BROADSPIRE SERVICES	16	15	94%	16	15	94%
Total	16	15	94% ▲	16	15	94% ▲
BROADSPIRE SERVICES Group Total	16	15	94% ▲	16	15	94% ▲
BROTHERHOOD MUTUAL INSURANCE COMPANY	Wage(s) Due	Timely Wage(s)	Compliance	Fringe(s) Due	Timely Fringe(s)	Compliance
CA043 BROTHERHOOD MUTUAL INSURANCE COMPANY	1	1	100%	1	1	100%
Total	1	1	100% ▲	1	1	100% ▲
BROTHERHOOD MUTUAL INSURANCE COMPANY Group Total	1	1	100% ▲	1	1	100% ▲

INSURANCE GROUP COMPLIANCE
Wage Statements and Fringe Benefit Forms
Second Quarter
4/1/2021 - 6/30/2021

Insurance Company	Total Wage Statement(s) Due	Wage Statement(s) Filed Timely	Compliance Percentage	Total Fringe Benefit Form(s) Due	Fringe Benefit Form(s) Filed Timely	Compliance Percentage
CANNON COCHRAN MANAGEMENT SERVICES	Wage(s) Due	Timely Wage(s)	Compliance	Fringe(s) Due	Timely Fringe(s)	Compliance
CA070 CANNON COCHRAN MANAGEMENT SERVICES	35	30	86%	35	30	86%
Total	35	30	86% ▲	35	30	86% ▲
CANNON COCHRAN MANAGEMENT SERVICES Group Total	35	30	86% ▲	35	30	86% ▲
CAROLINA CASUALTY INSURANCE	Wage(s) Due	Timely Wage(s)	Compliance	Fringe(s) Due	Timely Fringe(s)	Compliance
CAROLINA CASUALTY INSURANCE	*	*	*	*	*	*
Total	*	*	*	*	*	*
CAROLINA CASUALTY INSURANCE TPA Administered Claims	Wage(s) Due	Timely Wage(s)	Compliance	Fringe(s) Due	Timely Fringe(s)	Compliance
CA190 GALLAGHER BASSETT SERVICES	2	0	0%	2	0	0%
TPA Total	2	0	0% ▼	2	0	0% ▼
CAROLINA CASUALTY INSURANCE Group Total	2	0	0% ▼	2	0	0% ▼
CHESTERFIELD SERVICES	Wage(s) Due	Timely Wage(s)	Compliance	Fringe(s) Due	Timely Fringe(s)	Compliance
CA080 CHESTERFIELD SERVICES	2	2	100%	2	2	100%
Total	2	2	100% ▲	2	2	100% ▲
CHESTERFIELD SERVICES Group Total	2	2	100% ▲	2	2	100% ▲
CHUBB INSURANCE	Wage(s) Due	Timely Wage(s)	Compliance	Fringe(s) Due	Timely Fringe(s)	Compliance
ACE AMERICAN INSURANCE COMPANY	*	*	*	*	*	*
ACE INSURANCE	*	*	*	*	*	*
CA046 CHUBB INSURANCE	*	*	*	*	*	*
CA090 FEDERAL INSURANCE	*	*	*	*	*	*
INDEMNITY INS CO OF NORTH AMERICA	*	*	*	*	*	*
PACIFIC INDEMNITY CO	*	*	*	*	*	*
Total	*	*	*	*	*	*
CHUBB INSURANCE TPA Administered Claims	Wage(s) Due	Timely Wage(s)	Compliance	Fringe(s) Due	Timely Fringe(s)	Compliance
CA110 CONSTITUTION STATE SERVICES	5	4	80%	5	3	60%
CA116 CORVEL ENTERPRISE COMP	7	6	86%	7	6	86%
CA160 ESIS	10	4	40%	10	4	40%
CA190 GALLAGHER BASSETT SERVICES	20	14	70%	20	12	60%
CA300 SEDGWICK CLAIMS MANAGEMENT SERVICES	44	42	95%	44	42	95%
CA340 YORK RISK SERVICES	4	3	75%	4	1	25%
TPA Total	90	73	81% ▲	90	68	76% ▼
CHUBB INSURANCE Group Total	90	73	81% ▲	90	68	76% ▼
CIANBRO CORPORATION	Wage(s) Due	Timely Wage(s)	Compliance	Fringe(s) Due	Timely Fringe(s)	Compliance
CA085 CIANBRO CORPORATION	*	*	*	*	*	*
Total	*	*	*	*	*	*
CIANBRO CORPORATION Group Total	*	*	*	*	*	*

INSURANCE GROUP COMPLIANCE
 Wage Statements and Fringe Benefit Forms
 Second Quarter
 4/1/2021 - 6/30/2021

Insurance Company	Total Wage Statement(s) Due	Wage Statement(s) Filed Timely	Compliance Percentage	Total Fringe Benefit Form(s) Due	Fringe Benefit Form(s) Filed Timely	Compliance Percentage
CINCINNATI INSURANCE	Wage(s) Due	Timely Wage(s)	Compliance	Fringe(s) Due	Timely Fringe(s)	Compliance
CA438 CINCINNATI INSURANCE	1	1	100%	1	1	100%
Total	1	1	100% ▲	1	1	100% ▲
CINCINNATI INSURANCE Group Total						
	1	1	100% ▲	1	1	100% ▲
CNA INSURANCE	Wage(s) Due	Timely Wage(s)	Compliance	Fringe(s) Due	Timely Fringe(s)	Compliance
CA083 CNA CLAIMS PLUS	*	*	*	*	*	*
CA050 CONTINENTAL CASUALTY	*	*	*	*	*	*
CA271 NATIONAL FIRE INSURANCE	1	1	100%	1	1	100%
Total	1	1	100% ▲	1	1	100% ▲
CNA INSURANCE TPA Administered Claims						
CA190 GALLAGHER BASSETT SERVICES	1	1	100%	1	1	100%
TPA Total	1	1	100% ▲	1	1	100% ▲
CNA INSURANCE Group Total						
	2	2	100% ▲	2	2	100% ▲
CONSTITUTION STATE SERVICES	Wage(s) Due	Timely Wage(s)	Compliance	Fringe(s) Due	Timely Fringe(s)	Compliance
CA110 CONSTITUTION STATE SERVICES	7	4	57%	7	4	57%
Total	7	4	57% ▼	7	4	57% ▼
CONSTITUTION STATE SERVICES Group Total						
	7	4	57% ▼	7	4	57% ▼
CORVEL ENTERPRISE COMP	Wage(s) Due	Timely Wage(s)	Compliance	Fringe(s) Due	Timely Fringe(s)	Compliance
CA116 CORVEL ENTERPRISE COMP	11	8	73%	11	7	64%
Total	11	8	73% ▼	11	7	64% ▼
CORVEL ENTERPRISE COMP Group Total						
	11	8	73% ▼	11	7	64% ▼
COTTINGHAM & BUTLER CLAIMS SERVICES	Wage(s) Due	Timely Wage(s)	Compliance	Fringe(s) Due	Timely Fringe(s)	Compliance
CA117 COTTINGHAM & BUTLER CLAIMS SERVICES	4	3	75%	4	3	75%
Total	4	3	75% ▲	4	3	75% ▼
COTTINGHAM & BUTLER CLAIMS SERVICES Group Total						
	4	3	75% ▲	4	3	75% ▼
CROSS INSURANCE	Wage(s) Due	Timely Wage(s)	Compliance	Fringe(s) Due	Timely Fringe(s)	Compliance
CA093 CROSS INSURANCE	278	228	82%	278	225	81%
Total	278	228	82% ▲	278	225	81% ▲
CROSS INSURANCE Group Total						
	278	228	82% ▲	278	225	81% ▲
EASTERN ALLIANCE INSURANCE	Wage(s) Due	Timely Wage(s)	Compliance	Fringe(s) Due	Timely Fringe(s)	Compliance
ALLIED EASTERN INDEMNITY COMPANY	*	*	*	*	*	*
EASTERN ADVANTAGE ASSURANCE COMPANY	*	*	*	*	*	*
CA141 EASTERN ALLIANCE INSURANCE	21	17	81%	21	17	81%
Total	21	17	81% ▲	21	17	81% ▲
EASTERN ALLIANCE INSURANCE Group Total						
	21	17	81% ▲	21	17	81% ▲

INSURANCE GROUP COMPLIANCE
Wage Statements and Fringe Benefit Forms
Second Quarter
4/1/2021 - 6/30/2021

Insurance Company	Total Wage Statement(s) Due	Wage Statement(s) Filed Timely	Compliance Percentage	Total Fringe Benefit Form(s) Due	Fringe Benefit Form(s) Filed Timely	Compliance Percentage
ELECTRIC INSURANCE	Wage(s) Due	Timely Wage(s)	Compliance	Fringe(s) Due	Timely Fringe(s)	Compliance
CA150 ELECTRIC INSURANCE	*	*	*	*	*	*
Total	*	*	*	*	*	*
ELECTRIC INSURANCE TPA Administered Claims						
CA300 SEDGWICK CLAIMS MANAGEMENT SERVICES	4	4	100%	4	4	100%
TPA Total	4	4	100% ▲	4	4	100% ▲
ELECTRIC INSURANCE Group Total	4	4	100% ▲	4	4	100% ▲
EMPLOYERS HOLDING INSURANCE	Wage(s) Due	Timely Wage(s)	Compliance	Fringe(s) Due	Timely Fringe(s)	Compliance
CA480 EMPLOYERS ASSURANCE COMPANY	*	*	*	*	*	*
CA481 EMPLOYERS COMPENSATION INSURANCE	*	*	*	*	*	*
CA479 EMPLOYERS PREFERRED INSURANCE	*	*	*	*	*	*
Total	*	*	*	*	*	*
EMPLOYERS HOLDING INSURANCE TPA Administered Claims						
CA040 BROADSPIRE SERVICES	3	2	67%	3	2	67%
TPA Total	3	2	67% ▼	3	2	67% ▼
EMPLOYERS HOLDING INSURANCE Group Total	3	2	67% ▼	3	2	67% ▼
ESIS	Wage(s) Due	Timely Wage(s)	Compliance	Fringe(s) Due	Timely Fringe(s)	Compliance
CA160 ESIS	17	11	65%	17	11	65%
Total	17	11	65% ▼	17	11	65% ▼
ESIS Group Total	17	11	65% ▼	17	11	65% ▼
FAIRFAX FINANCIAL GROUP	Wage(s) Due	Timely Wage(s)	Compliance	Fringe(s) Due	Timely Fringe(s)	Compliance
CA257 NORTH RIVER INSURANCE	*	*	*	*	*	*
Total	*	*	*	*	*	*
FAIRFAX FINANCIAL GROUP TPA Administered Claims						
CA040 BROADSPIRE SERVICES	2	2	100%	2	2	100%
TPA Total	2	2	100% ▲	2	2	100% ▲
FAIRFAX FINANCIAL GROUP Group Total	2	2	100% ▲	2	2	100% ▲
FEDERATED MUTUAL INSURANCE	Wage(s) Due	Timely Wage(s)	Compliance	Fringe(s) Due	Timely Fringe(s)	Compliance
CA091 FEDERATED MUTUAL INSURANCE	3	2	67%	3	2	67%
Total	3	2	67% ▼	3	2	67% ▼
FEDERATED MUTUAL INSURANCE Group Total	3	2	67% ▼	3	2	67% ▼
FUTURECOMP	Wage(s) Due	Timely Wage(s)	Compliance	Fringe(s) Due	Timely Fringe(s)	Compliance
CA175 FUTURECOMP	21	18	86%	21	17	81%
Total	21	18	86% ▲	21	17	81% ▲
FUTURECOMP Group Total	21	18	86% ▲	21	17	81% ▲

INSURANCE GROUP COMPLIANCE
Wage Statements and Fringe Benefit Forms
Second Quarter
4/1/2021 - 6/30/2021

Insurance Company	Total Wage Statement(s) Due	Wage Statement(s) Filed Timely	Compliance Percentage	Total Fringe Benefit Form(s) Due	Fringe Benefit Form(s) Filed Timely	Compliance Percentage
GALLAGHER BASSETT SERVICES	Wage(s) Due	Timely Wage(s)	Compliance	Fringe(s) Due	Timely Fringe(s)	Compliance
CA190 GALLAGHER BASSETT SERVICES	90	65	72%	90	66	73%
Total	90	65	72% ▼	90	66	73% ▼
GALLAGHER BASSETT SERVICES Group Total	90	65	72% ▼	90	66	73% ▼
GREAT WEST INSURANCE	Wage(s) Due	Timely Wage(s)	Compliance	Fringe(s) Due	Timely Fringe(s)	Compliance
CA196 GREAT WEST INSURANCE	1	1	100%	1	1	100%
Total	1	1	100% ▲	1	1	100% ▲
GREAT WEST INSURANCE Group Total	1	1	100% ▲	1	1	100% ▲
GUARD INSURANCE	Wage(s) Due	Timely Wage(s)	Compliance	Fringe(s) Due	Timely Fringe(s)	Compliance
CA019 AMGUARD INSURANCE	1	0	0%	1	0	0%
CA140 EASTGUARD INSURANCE	*	*	*	*	*	*
CA272 NORGUARD INSURANCE	*	*	*	*	*	*
Total	1	0	0% ▼	1	0	0% ▼
GUARD INSURANCE Group Total	1	0	0% ▼	1	0	0% ▼
HANNAFORD BROTHERS	Wage(s) Due	Timely Wage(s)	Compliance	Fringe(s) Due	Timely Fringe(s)	Compliance
CA201 HANNAFORD BROTHERS	48	36	75%	48	31	65%
Total	48	36	75% ▲	48	31	65% ▼
HANNAFORD BROTHERS Group Total	48	36	75% ▲	48	31	65% ▼
HANOVER INSURANCE	Wage(s) Due	Timely Wage(s)	Compliance	Fringe(s) Due	Timely Fringe(s)	Compliance
CA428 ALLMERICA FINANCIAL BENEFIT INSURANCE	3	2	67%	3	2	67%
CA048 CITIZENS INSURANCE COMPANY OF AMERICA	3	1	33%	3	1	33%
CA429 HANOVER AMERICAN INSURANCE	*	*	*	*	*	*
CA202 HANOVER INSURANCE	1	1	100%	1	1	100%
CA228 MASSACHUSETTS BAY INSURANCE	*	*	*	*	*	*
Total	7	4	57% ▼	7	4	57% ▼
HANOVER INSURANCE Group Total	7	4	57% ▼	7	4	57% ▼

INSURANCE GROUP COMPLIANCE
Wage Statements and Fringe Benefit Forms
Second Quarter
4/1/2021 - 6/30/2021

Insurance Company	Total Wage Statement(s) Due	Wage Statement(s) Filed Timely	Compliance Percentage	Total Fringe Benefit Form(s) Due	Fringe Benefit Form(s) Filed Timely	Compliance Percentage
HARTFORD INSURANCE	Wage(s) Due	Timely Wage(s)	Compliance	Fringe(s) Due	Timely Fringe(s)	Compliance
CA188 HARTFORD ACCIDENT & INDEMNITY	1	1	100%	1	1	100%
CA185 HARTFORD CASUALTY INSURANCE	*	*	*	*	*	*
CA203 HARTFORD FIRE INSURANCE	*	*	*	*	*	*
CA186 HARTFORD INSURANCE COMPANY OF THE MIDWEST	3	2	67%	3	2	67%
CA187 HARTFORD UNDERWRITERS INSURANCE	2	1	50%	2	1	50%
CA288 PROPERTY & CASUALTY INSURANCE COMPANY OF HARTFORD	5	4	80%	5	4	80%
CA296 SENTINEL INSURANCE	*	*	*	*	*	*
CA319 TRUMBULL INSURANCE	3	2	67%	3	2	67%
CA321 TWIN CITY FIRE INSURANCE	1	1	100%	1	1	100%
Total	15	11	73% ▼	15	11	73% ▼
HARTFORD INSURANCE TPA Administered Claims						
CA204 HELMSMAN MANAGEMENT SERVICES	1	1	100%	1	1	100%
CA300 SEDGWICK CLAIMS MANAGEMENT SERVICES	5	4	80%	5	3	60%
TPA Total	6	5	83% ▲	6	4	67% ▼
HARTFORD INSURANCE Group Total	21	16	76% ▲	21	15	71% ▼
HELMSMAN MANAGEMENT SERVICES	Wage(s) Due	Timely Wage(s)	Compliance	Fringe(s) Due	Timely Fringe(s)	Compliance
CA204 HELMSMAN MANAGEMENT SERVICES	31	23	74%	31	23	74%
Total	31	23	74% ▼	31	23	74% ▼
HELMSMAN MANAGEMENT SERVICES Group Total	31	23	74% ▼	31	23	74% ▼
LIBERTY MUTUAL INSURANCE	Wage(s) Due	Timely Wage(s)	Compliance	Fringe(s) Due	Timely Fringe(s)	Compliance
CA003 AMERICAN FIRE & CASUALTY INSURANCE	2	2	100%	2	2	100%
CA380 EMPLOYERS INSURANCE OF WAUSAU	1	1	100%	1	0	0%
CA210 LIBERTY MUTUAL INSURANCE	60	40	67%	60	43	72%
CA406 OHIO CASUALTY INSURANCE	1	1	100%	1	1	100%
CA407 OHIO SECURITY INSURANCE	2	2	100%	2	2	100%
CA408 WEST AMERICAN INSURANCE	*	*	*	*	*	*
Total	66	46	70% ▼	66	48	73% ▼
LIBERTY MUTUAL INSURANCE Group Total	66	46	70% ▼	66	48	73% ▼
MAINE AUTOMOBILE DEALERS ASSOCIATION	Wage(s) Due	Timely Wage(s)	Compliance	Fringe(s) Due	Timely Fringe(s)	Compliance
CA220 MAINE AUTOMOBILE DEALERS ASSOCIATION	*	*	*	*	*	*
Total	*	*	*	*	*	*
MAINE AUTOMOBILE DEALERS ASSOCIATION Group Total	*	*	*	*	*	*

INSURANCE GROUP COMPLIANCE
 Wage Statements and Fringe Benefit Forms
 Second Quarter
 4/1/2021 - 6/30/2021

Insurance Company	Total Wage Statement(s) Due	Wage Statement(s) Filed Timely	Compliance Percentage	Total Fringe Benefit Form(s) Due	Fringe Benefit Form(s) Filed Timely	Compliance Percentage
MAINE EMPLOYERS' MUTUAL INSURANCE	Wage(s) Due	Timely Wage(s)	Compliance	Fringe(s) Due	Timely Fringe(s)	Compliance
CA260 MAINE EMPLOYERS' MUTUAL INSURANCE	646	264	41%	646	257	40%
Total	646	264	41% ▼	646	257	40% ▼
MAINE EMPLOYERS' MUTUAL INSURANCE Group Total	646	264	41% ▼	646	257	40% ▼
MAINE HEALTHCARE ASSOCIATION	Wage(s) Due	Timely Wage(s)	Compliance	Fringe(s) Due	Timely Fringe(s)	Compliance
CA234 MAINE HEALTHCARE ASSOCIATION	14	10	71%	14	10	71%
Total	14	10	71% ▼	14	10	71% ▼
MAINE HEALTHCARE ASSOCIATION Group Total	14	10	71% ▼	14	10	71% ▼
MAINE MOTOR TRANSPORT ASSOCIATION	Wage(s) Due	Timely Wage(s)	Compliance	Fringe(s) Due	Timely Fringe(s)	Compliance
CA230 MAINE MOTOR TRANSPORT ASSOCIATION	19	19	100%	19	19	100%
Total	19	19	100% ▲	19	19	100% ▲
MAINE MOTOR TRANSPORT ASSOCIATION Group Total	19	19	100% ▲	19	19	100% ▲
MAINE MUNICIPAL ASSOCIATION	Wage(s) Due	Timely Wage(s)	Compliance	Fringe(s) Due	Timely Fringe(s)	Compliance
CA225 MAINE MUNICIPAL ASSOCIATION	135	127	94%	135	124	92%
Total	135	127	94% ▲	135	124	92% ▲
MAINE MUNICIPAL ASSOCIATION Group Total	135	127	94% ▲	135	124	92% ▲
MAINE SCHOOL MANAGEMENT ASSOCIATION	Wage(s) Due	Timely Wage(s)	Compliance	Fringe(s) Due	Timely Fringe(s)	Compliance
CA250 MAINE SCHOOL MANAGEMENT ASSOCIATION	43	36	84%	43	37	86%
Total	43	36	84% ▲	43	37	86% ▲
MAINE SCHOOL MANAGEMENT ASSOCIATION Group Total	43	36	84% ▲	43	37	86% ▲
MARKEL CORP GROUP	Wage(s) Due	Timely Wage(s)	Compliance	Fringe(s) Due	Timely Fringe(s)	Compliance
STATE NATIONAL INSURANCE	*	*	*	*	*	*
Total	*	*	*	*	*	*
MARKEL CORP GROUP TPA Administered Claims	Wage(s) Due	Timely Wage(s)	Compliance	Fringe(s) Due	Timely Fringe(s)	Compliance
CA070 CANNON COCHRAN MANAGEMENT SERVICES	1	0	0%	1	0	0%
TPA Total	1	0	0% ▼	1	0	0% ▼
MARKEL CORP GROUP Group Total	1	0	0% ▼	1	0	0% ▼
MATRIX ABSENCE MANAGEMENT	Wage(s) Due	Timely Wage(s)	Compliance	Fringe(s) Due	Timely Fringe(s)	Compliance
CA252 MATRIX ABSENCE MANAGEMENT	3	0	0%	3	0	0%
Total	3	0	0% ▼	3	0	0% ▼
MATRIX ABSENCE MANAGEMENT Group Total	3	0	0% ▼	3	0	0% ▼

INSURANCE GROUP COMPLIANCE
 Wage Statements and Fringe Benefit Forms
 Second Quarter
 4/1/2021 - 6/30/2021

Insurance Company	Total Wage Statement(s) Due	Wage Statement(s) Filed Timely	Compliance Percentage	Total Fringe Benefit Form(s) Due	Fringe Benefit Form(s) Filed Timely	Compliance Percentage
NATIONWIDE INSURANCE	Wage(s) Due	Timely Wage(s)	Compliance	Fringe(s) Due	Timely Fringe(s)	Compliance
CA291 NATIONWIDE AGRIBUSINESS INSURANCE	1	1	100%	1	1	100%
Total	1	1	100% ▲	1	1	100% ▲
NATIONWIDE INSURANCE Group Total	1	1	100% ▲	1	1	100% ▲
NEXT LEVEL ADMINISTRATOR LLC	Wage(s) Due	Timely Wage(s)	Compliance	Fringe(s) Due	Timely Fringe(s)	Compliance
CA433 NEXT LEVEL ADMINISTRATOR LLC	1	1	100%	1	1	100%
Total	1	1	100% ▲	1	1	100% ▲
NEXT LEVEL ADMINISTRATOR LLC Group Total	1	1	100% ▲	1	1	100% ▲
OLD REPUBLIC INSURANCE	Wage(s) Due	Timely Wage(s)	Compliance	Fringe(s) Due	Timely Fringe(s)	Compliance
OLD REPUBLIC GENERAL INSURANCE CORP.	*	*	*	*	*	*
OLD REPUBLIC INSURANCE	*	*	*	*	*	*
Total	*	*	*	*	*	*
OLD REPUBLIC INSURANCE TPA Administered Claims						
CA070 CANNON COCHRAN MANAGEMENT SERVICES	4	3	75%	4	3	75%
CA110 CONSTITUTION STATE SERVICES	1	0	0%	1	1	100%
CA190 GALLAGHER BASSETT SERVICES	4	3	75%	4	3	75%
CA252 MATRIX ABSENCE MANAGEMENT, INC.	3	0	0%	3	0	0%
CA300 SEDGWICK CLAIMS MANAGEMENT SERVICES	4	3	75%	4	3	75%
TPA Total	16	9	56% ▼	16	10	63% ▼
OLD REPUBLIC INSURANCE Group Total	16	9	56% ▼	16	10	63% ▼
PENNSYLVANIA MFG ASSN	Wage(s) Due	Timely Wage(s)	Compliance	Fringe(s) Due	Timely Fringe(s)	Compliance
MANUFACTURERS ALLIANCE INSURANCE	*	*	*	*	*	*
PENNSYLVANIA MFG ASSN	*	*	*	*	*	*
PENNSYLVANIA MFG INDEMNITY CO	*	*	*	*	*	*
Total	*	*	*	*	*	*
PENNSYLVANIA MFG ASSN TPA Administered Claims						
CA190 GALLAGHER BASSETT SERVICES	8	4	50%	8	5	63%
TPA Total	8	4	50% ▼	8	5	63% ▼
PENNSYLVANIA MFG ASSN Group Total	8	4	50% ▼	8	5	63% ▼
PROTECTIVE INSURANCE	Wage(s) Due	Timely Wage(s)	Compliance	Fringe(s) Due	Timely Fringe(s)	Compliance
CA277 PROTECTIVE INSURANCE COMPANY	*	*	*	*	*	*
Total	*	*	*	*	*	*
PROTECTIVE INSURANCE TPA Administered Claims						
CA300 SEDGWICK CLAIMS MANAGEMENT SERVICES	5	5	100%	5	5	100%
TPA Total	5	5	100% ▲	5	5	100% ▲
PROTECTIVE INSURANCE Group Total	5	5	100% ▲	5	5	100% ▲

INSURANCE GROUP COMPLIANCE
Wage Statements and Fringe Benefit Forms
Second Quarter
4/1/2021 - 6/30/2021

Insurance Company	Total Wage Statement(s) Due	Wage Statement(s) Filed Timely	Compliance Percentage	Total Fringe Benefit Form(s) Due	Fringe Benefit Form(s) Filed Timely	Compliance Percentage
SAFETY NATIONAL CASUALTY CORP	Wage(s) Due	Timely Wage(s)	Compliance	Fringe(s) Due	Timely Fringe(s)	Compliance
SAFETY NATIONAL CASUALTY CORP	*	*	*	*	*	*
Total	*	*	*	*	*	*
SAFETY NATIONAL CASUALTY CORP TPA Administered Claims						
CA040 BROADSPIRE SERVICES	1	1	100%	1	1	100%
CA110 CONSTITUTION STATE SERVICES	1	0	0%	1	0	0%
CA190 GALLAGHER BASSETT SERVICES	4	3	75%	4	3	75%
CA300 SEDGWICK CLAIMS MANAGEMENT SERVICES	5	2	40%	5	2	40%
TPA Total	11	6	55% ▼	11	6	55% ▼
SAFETY NATIONAL CASUALTY CORP Group Total	11	6	55% ▼	11	6	55% ▼
SEDGWICK CLAIMS MANAGEMENT SERVICES	Wage(s) Due	Timely Wage(s)	Compliance	Fringe(s) Due	Timely Fringe(s)	Compliance
CA300 SEDGWICK CLAIMS MANAGEMENT SERVICES	148	130	88%	148	131	89%
Total	148	130	88% ▲	148	131	89% ▲
SEDGWICK CLAIMS MANAGEMENT SERVICES Group Total	148	130	88% ▲	148	131	89% ▲
SENTRY INSURANCE	Wage(s) Due	Timely Wage(s)	Compliance	Fringe(s) Due	Timely Fringe(s)	Compliance
CA207 FLORISTS MUTUAL INSURANCE	2	2	100%	2	2	100%
CA426 MIDDLESEX INSURANCE COMPANY	1	1	100%	1	1	100%
CA402 SENTRY CASUALTY	10	10	100%	10	10	100%
CA305 SENTRY INSURANCE	1	0	0%	1	0	0%
CA308 SENTRY SELECT INSURANCE	*	*	*	*	*	*
Total	14	13	93% ▲	14	13	93% ▲
SENTRY INSURANCE Group Total	14	13	93% ▲	14	13	93% ▲
SERVICE AMERICAN INDEMNITY	Wage(s) Due	Timely Wage(s)	Compliance	Fringe(s) Due	Timely Fringe(s)	Compliance
SERVICE AMERICAN INDEMNITY	*	*	*	*	*	*
Total	*	*	*	*	*	*
SERVICE AMERICAN INDEMNITY TPA Administered Claims						
CA040 BROADSPIRE SERVICES	4	4	100%	4	4	100%
TPA Total	4	4	100% ▲	4	4	100% ▲
SERVICE AMERICAN INDEMNITY Group Total	4	4	100% ▲	4	4	100% ▲

INSURANCE GROUP COMPLIANCE
Wage Statements and Fringe Benefit Forms
Second Quarter
4/1/2021 - 6/30/2021

Insurance Company	Total Wage Statement(s) Due	Wage Statement(s) Filed Timely	Compliance Percentage	Total Fringe Benefit Form(s) Due	Fringe Benefit Form(s) Filed Timely	Compliance Percentage
STARR INDEMNITY INSURANCE	Wage(s) Due	Timely Wage(s)	Compliance	Fringe(s) Due	Timely Fringe(s)	Compliance
STARR INDEMNITY INSURANCE	*	*	*	*	*	*
Total	*	*	*	*	*	*
STARR INDEMNITY INSURANCE TPA Administered Claims						
CA190 GALLAGHER BASSETT SERVICES	1	0	0%	1	0	0%
CA300 SEDGWICK CLAIMS MANAGEMENT SERVICES	3	2	67%	3	3	100%
TPA Total	4	2	50% ▼	4	3	75% ▼
STARR INDEMNITY INSURANCE Group Total	4	2	50% ▼	4	3	75% ▼
STATE OF MAINE WORKERS' COMPENSATION TRUST	Wage(s) Due	Timely Wage(s)	Compliance	Fringe(s) Due	Timely Fringe(s)	Compliance
CA307 STATE OF MAINE WORKERS' COMPENSATION TRUST	125	118	94%	125	116	93%
Total	125	118	94% ▲	125	116	93% ▲
STATE OF MAINE WORKERS' COMPENSATION TRUST Group Total	125	118	94% ▲	125	116	93% ▲
SYNERNET	Wage(s) Due	Timely Wage(s)	Compliance	Fringe(s) Due	Timely Fringe(s)	Compliance
CA320 SYNERNET	108	79	73%	108	70	65%
Total	108	79	73% ▼	108	70	65% ▼
SYNERNET Group Total	108	79	73% ▼	108	70	65% ▼
TRAVELERS INSURANCE	Wage(s) Due	Timely Wage(s)	Compliance	Fringe(s) Due	Timely Fringe(s)	Compliance
CA072 CHARTER OAK FIRE INSURANCE	28	13	46%	28	12	43%
CA164 FARMINGTON CASUALTY	3	1	33%	3	1	33%
CA284 PHOENIX INSURANCE	3	1	33%	3	0	0%
CA306 STANDARD FIRE INSURANCE	1	0	0%	1	0	0%
CA347 TRAVELERS CASUALTY & SURETY	*	*	*	*	*	*
CA348 TRAVELERS CASUALTY INSURANCE COMPANY OF AMERICA	3	2	67%	3	2	67%
CA349 TRAVELERS COMMERCIAL CASUALTY	4	2	50%	4	1	25%
CA343 TRAVELERS INDEMNITY COMPANY	*	*	*	*	*	*
CA346 TRAVELERS INDEMNITY COMPANY OF AMERICA	1	1	100%	1	0	0%
CA345 TRAVELERS PROPERTY CASUALTY INSURANCE	2	2	100%	2	2	100%
Total	45	22	49% ▼	45	18	40% ▼
TRAVELERS INSURANCE TPA Administered Claims						
CA300 SEDGWICK CLAIMS MANAGEMENT SERVICES	2	1	50%	2	1	50%
TPA Total	2	1	50% ▼	2	1	50% ▼
TRAVELERS INSURANCE Group Total	47	23	49% ▼	47	19	40% ▼
TYSON FOODS INC	Wage(s) Due	Timely Wage(s)	Compliance	Fringe(s) Due	Timely Fringe(s)	Compliance
CA435 TYSON FOODS INC	1	1	100%	1	1	100%
Total	1	1	100% ▲	1	1	100% ▲
TYSON FOODS INC Group Total	1	1	100% ▲	1	1	100% ▲

Maine Workers' Compensation Board
Wage Statement Filing Benchmark: 75%
Fringe Benefit Form Filing Benchmark: 75%

* Indicates no claims activity
▲ Indicates benchmark met or exceeded
▼ Indicates benchmark not met

INSURANCE GROUP COMPLIANCE
 Wage Statements and Fringe Benefit Forms
 Second Quarter
 4/1/2021 - 6/30/2021

Insurance Company	Total Wage Statement(s) Due	Wage Statement(s) Filed Timely	Compliance Percentage	Total Fringe Benefit Form(s) Due	Fringe Benefit Form(s) Filed Timely	Compliance Percentage
WALMART CLAIMS SERVICES						
CA100 WALMART CLAIMS SERVICES	36	29	81%	36	22	61%
Total	36	29	81% ▲	36	22	61% ▼
WALMART CLAIMS SERVICES Group Total						
	36	29	81% ▲	36	22	61% ▼
XL INSURANCE						
CA317 T.H.E. INSURANCE	*	*	*	*	*	*
CA384 XL INSURANCE	*	*	*	*	*	*
Total	*	*	*	*	*	*
XL INSURANCE TPA Administered Claims						
CA040 BROADSPIRE SERVICES	2	2	100%	2	2	100%
CA190 GALLAGHER BASSETT SERVICES	6	3	50%	6	3	50%
CA300 SEDGWICK CLAIMS MANAGEMENT SERVICES	7	7	100%	7	7	100%
TPA Total	15	12	80% ▲	15	12	80% ▲
XL INSURANCE Group Total						
	15	12	80% ▲	15	12	80% ▲
YORK RISK SERVICES						
CA340 YORK RISK SERVICES	5	3	60%	5	1	20%
Total	5	3	60% ▼	5	1	20% ▼
YORK RISK SERVICES Group Total						
	5	3	60% ▼	5	1	20% ▼
ZURICH INSURANCE						
CA022 AMERICAN ZURICH	11	9	82%	11	9	82%
CA400 ZURICH AMERICAN INSURANCE	8	6	75%	8	6	75%
CA404 ZURICH AMERICAN INSURANCE COMPANY OF ILLINOIS	*	*	*	*	*	*
Total	19	15	79% ▲	19	15	79% ▲
ZURICH INSURANCE TPA Administered Claims						
CA080 CHESTERFIELD SERVICES	2	2	100%	2	2	100%
CA116 CORVEL ENTERPRISE COMP	2	1	50%	2	1	50%
CA190 GALLAGHER BASSETT SERVICES	5	3	60%	5	4	80%
CA300 SEDGWICK CLAIMS MANAGEMENT SERVICES	7	6	86%	7	7	100%
TPA Total	16	12	75% ▲	16	14	88% ▲
ZURICH INSURANCE Group Total						
	35	27	77% ▲	35	29	83% ▲