



QUARTERLY COMPLIANCE REPORT

STATE OF MAINE
WORKERS' COMPENSATION BOARD

First Quarter 2019
January 1, 2019 - March 31, 2019

Office of Monitoring, Audit &
Enforcement

John C. Rohde
Executive Director

27 State House Station
Augusta, Maine 04333-0027

**State of Maine
Workers' Compensation Board
Quarterly Compliance Report
First Quarter**

Table of Contents

1.	Executive Summary	Pages 1-2
2.	Lost Time First Report of Injury Filings	Page 3
3.	Initial Indemnity Payments	Page 4
4.	Initial Memorandum of Payment Filings	Page 5
5.	Initial Indemnity Notice of Controversy Filings	Page 6
6.	Wage Information	Page 7

Table of Charts

1.	Lost Time First Report of Injury Filings Timeliness Distribution	Page 3
2.	Lost Time First Report of Injury Filings Quarterly Compliance	Page 3
3.	Lost Time First Report of Injury Filings Compliance Trend	Page 3
4.	Initial Indemnity Payments Timeliness Distribution	Page 4
5.	Initial Indemnity Payments Quarterly Compliance	Page 4
6.	Initial Indemnity Payments Compliance Trend	Page 4
7.	Initial Memorandum of Payment Filings Timeliness Distribution	Page 5
8.	Initial Memorandum of Payment Filings Quarterly Compliance	Page 5
9.	Initial Memorandum of Payment Filings Compliance Trend	Page 5
10.	Initial Indemnity Notice of Controversy Filings Timeliness Distribution	Page 6
11.	Initial Indemnity Notice of Controversy Filings Quarterly Compliance	Page 6
12.	Initial Indemnity Notice of Controversy Filings Compliance Trend	Page 6
13.	Wage Statement Timeliness Distribution	Page 7
14.	Fringe Benefits Worksheet(s) Timeliness Distribution	Page 7

Appendices

A.	Insurance Group Compliance	Pages A1-A13
	Lost Time FROI Filings and Initial Indemnity Payments	
B.	Insurance Group Compliance	Pages B1-B13
	Initial MOP and Initial Indemnity NOC Filings	

Executive Summary

On August 26, 2019, the Maine Workers' Compensation Board of Directors approved the 2019 First Quarter (January 1, 2019-March 31, 2019) Compliance Report. This report represents the efforts of the Office of Monitoring, Audit and Enforcement and insurers, self-insurers, and third-party administrators (collectively "insurers").

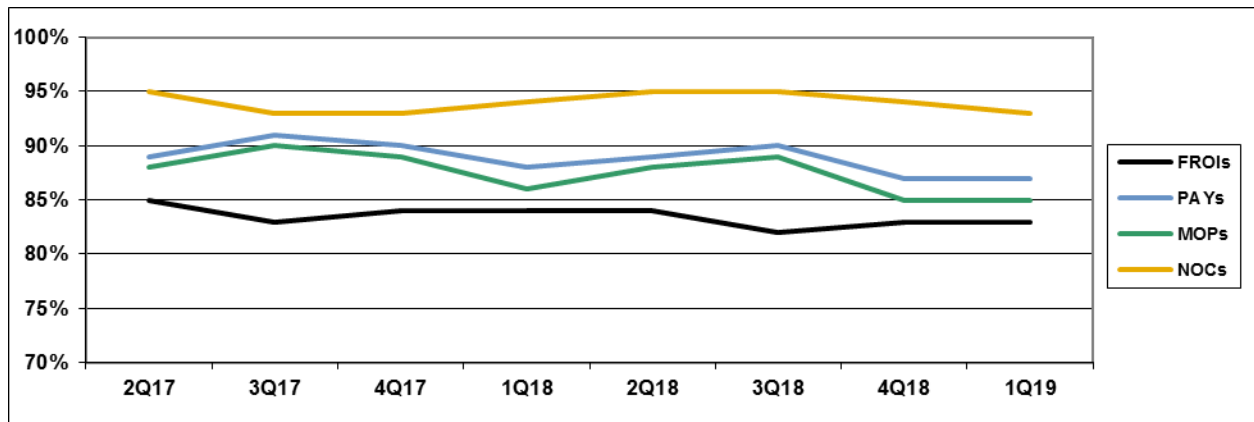
I. COMPLIANCE OVERVIEW

The Reconciliation Report was sent to 93 insurers on April 17, 2019; 69 responded, 20 were not required to respond and 9 did not respond.

The 1Q19 report represents results based upon data received by June 24, 2019. The results are:

	Number of Days	Benchmark	2Q17	3Q17	4Q17	1Q18	2Q18	3Q18	4Q18	1Q19
FROIs	7	85%	85%	83%	84%	84%	84%	82%	83%	83%
PAYs	14	87%	89%	91%	90%	88%	89%	90%	87%	87%
MOPs	17	85%	88%	90%	89%	86%	88%	89%	85%	85%
NOCs	14	90%	95%	93%	93%	94%	95%	95%	94%	93%

Compliance Benchmark Tracking



II. CAVEATS & EXPLANATIONS

A. General

- Question marks (“?”) within this report indicate that the insurer did not provide all of the data required to measure compliance in that particular area.

B. Lost Time First Report of Injury (FROI) Filings

- Compliance with this benchmark exists when the FROI is filed (accepted EDI transaction, with or without errors) within 7 days after the employer receives notice or knowledge of an employee injury that has caused the employee to lose a day’s work.

C. Initial Indemnity Payments (PAYs)

- Compliance with this benchmark exists when the check is mailed within the later of (i) 14 days after the employer’s notice or knowledge of incapacity or (ii) the first day of compensability plus 6 days.
- If an employer continues to pay the employee’s salary, payments are deemed timely for purposes of compliance if made consistent with the employer’s usual payroll practice.

D. Initial Memorandum of Payment (MOP) Filings

- Compliance with this benchmark exists when the MOP is received within 17 days of the employer’s notice or knowledge of incapacity.

E. Initial Indemnity Notice of Controversy (NOC) Filings

- Compliance with this benchmark exists when the NOC is filed (accepted EDI transaction, with or without errors) within 14 days after the employer receives notice or knowledge of the incapacity or death. Measurement excludes filings submitted with full denial reason codes 3A-3H (No Coverage).

III. COMPLETED AUDITS

The Board conducts compliance audits of insurers to ensure that all obligations under the Workers’ Compensation Act are met. The functions of the audit program include, but are not limited to: ensuring that all reporting requirements of the Board are met, auditing the timeliness of benefit payments, auditing the accuracy of indemnity payments, evaluating claims-handling techniques, and determining whether claims are unreasonably contested.

The following had an audit completed in the 1Q19:

Auditee (alpha order)	Total Penalties
Electric Insurance	\$3,500.00
Nationwide Mutual Insurance	\$8,4500.00
Old Republic Insurance	\$14,225.00

LOST TIME FIRST REPORT OF INJURY FILINGS

Chart 1: Timeliness Distribution

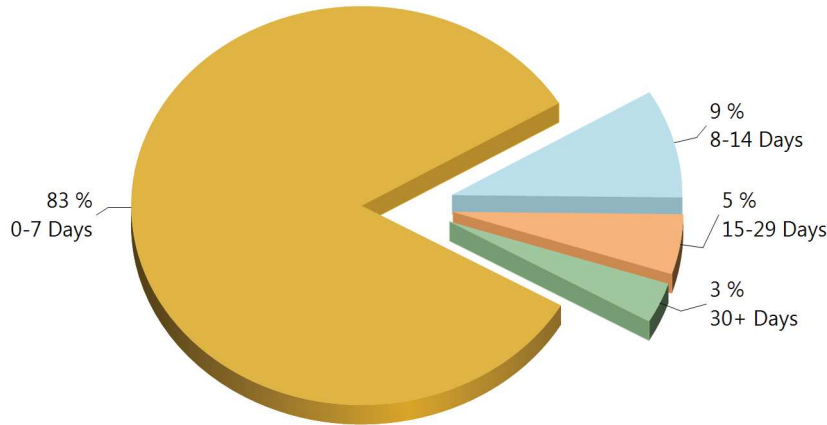


Table 1: Received Within

0-7 Days	3,080	83%
8-14 Days	351	9%
15-29 Days	176	5%
30+ Days	125	3%
? Days	0	0%
Total	3,732	100%

*The percentages may not always add to 100% due to rounding

Chart 2: Quarterly Compliance

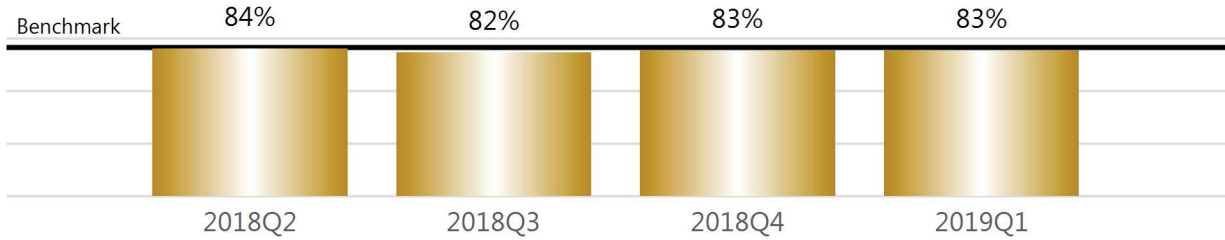
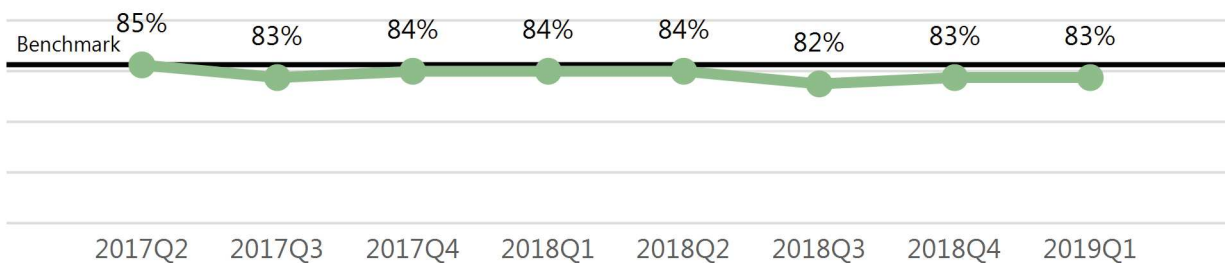


Chart 3: Compliance Trend



INITIAL INDEMNITY PAYMENTS

Chart 4: Timeliness Distribution




Table 2: Made Within

0-14 Days	877	87%
15-21 Days	60	6%
22-44 Days	47	5%
45+ Days	24	2%
? Days	1	0%
Total	1009	100%

*The percentages may not always add to 100% due to rounding

Initial indemnity payments are monitored to ensure that payments are initiated within the time limits established in Section 205. As a result of these efforts, \$15,250 was issued to claimants in penalties and there is another \$6,600 in penalties awaiting resolution.

Chart 5: Quarterly Compliance

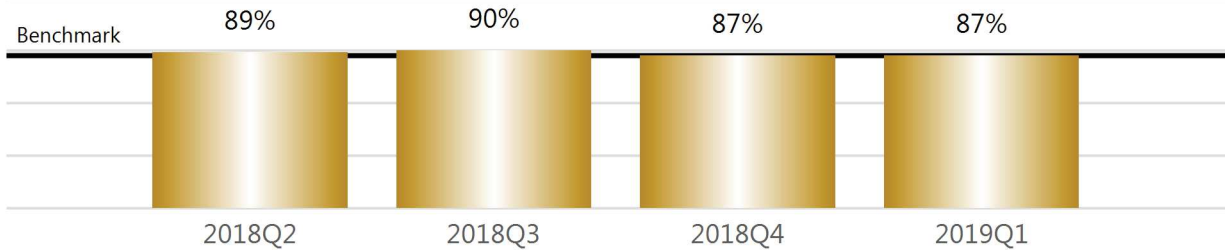
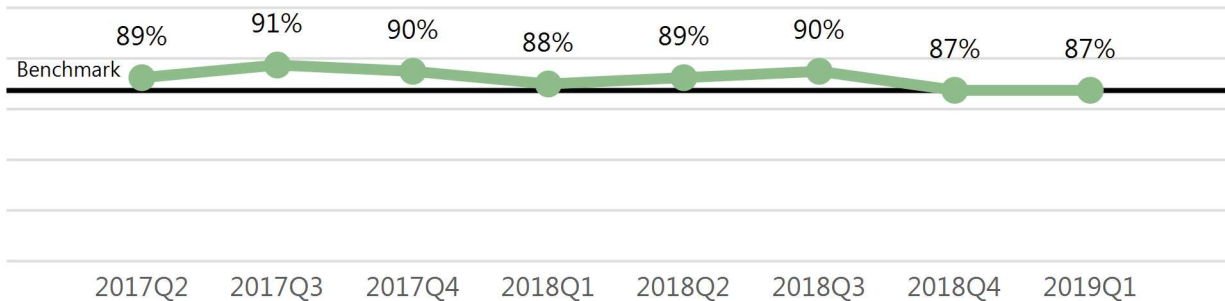


Chart 6: Compliance Trend



INITIAL MEMORANDUM OF PAYMENT FILINGS

Chart 7: Timeliness Distribution

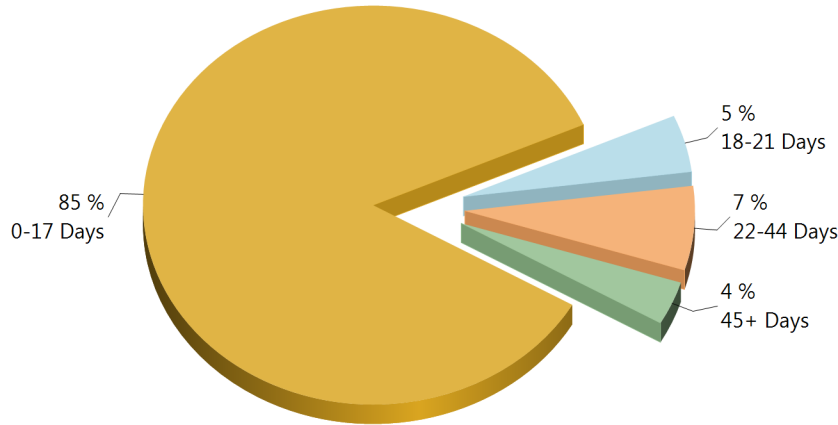


Table 3: Received Within

0-17 Days	857	85%
18-21 Days	47	5%
22-44 Days	66	7%
45+ Days	38	4%
? Days	0	0%
Total	1009	100%

*The percentages may not always add to 100% due to rounding

Chart 8: Quarterly Compliance

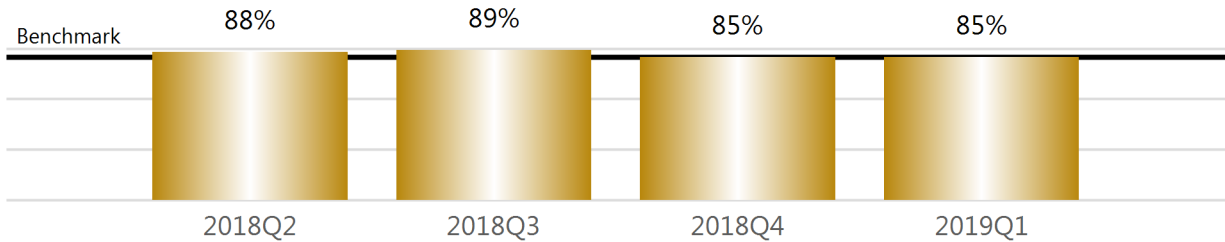
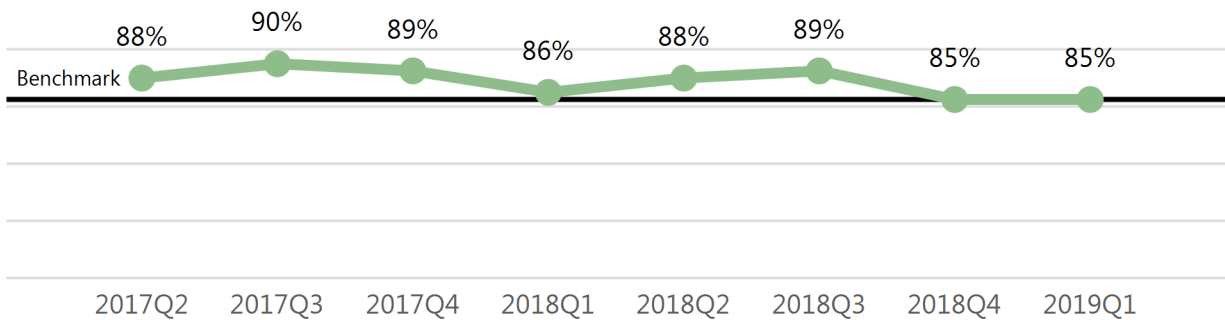


Chart 9: Compliance Trend



INITIAL INDEMNITY NOTICE OF CONTROVERSY FILINGS

Chart 10: Timeliness Distribution

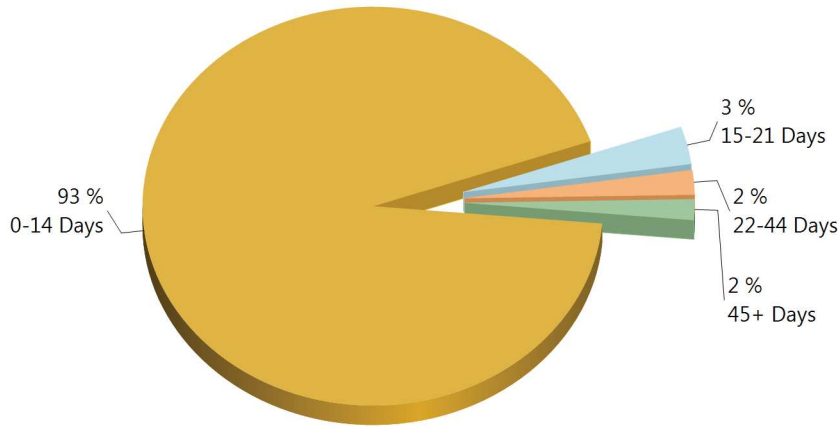


Table 4: Received Within

0-14 Days	656	93%
15-21 Days	24	3%
22-44 Days	14	2%
45+ Days	13	2%
? Days	0	0%
Total	707	100%

*The percentages may not always add to 100% due to rounding

Chart 11: Quarterly Compliance

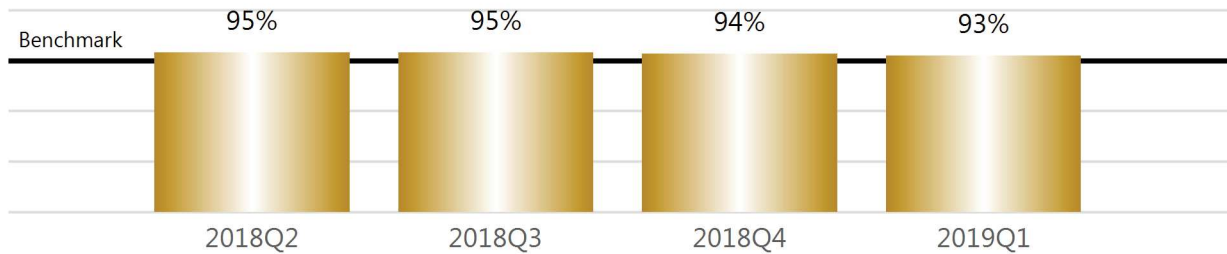
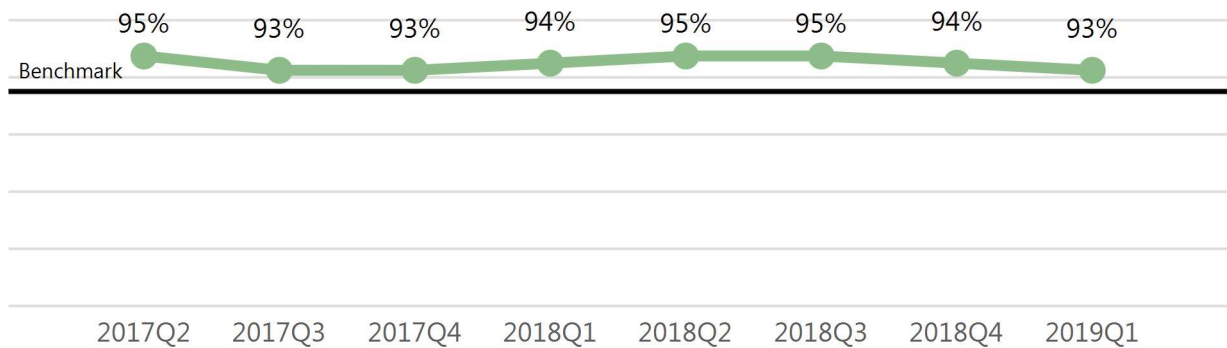


Chart 12: Compliance Trend



**First Quarter Compliance Report
1/1/2019 - 3/31/2019**

WAGE INFORMATION

Wage information (WCB-2 and WCB-2B forms) must be filed within 30 days of an employer's notice or knowledge of a claim for compensation (Title 39-A M.R.S.A. Section 303). This includes both compensated and controverted claims where a claim for compensation has been made.

Chart 13: Wage Statement Timeliness Distribution

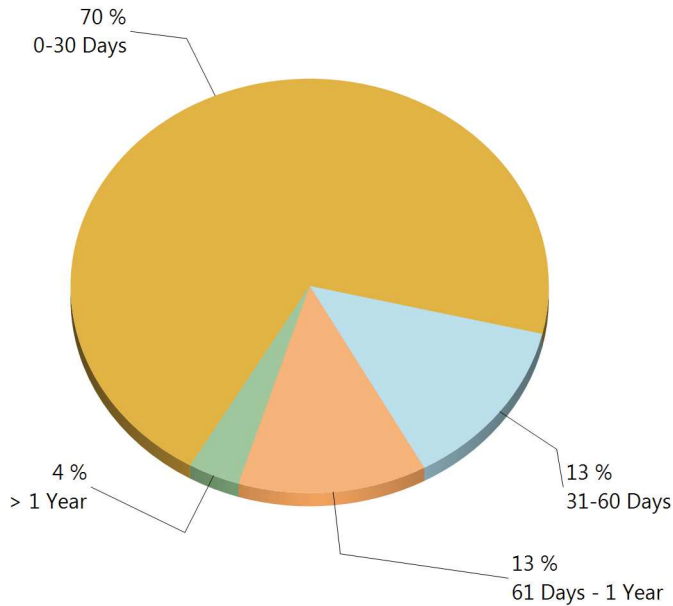


Table 5: Wage Statements Received

0-30 Days	1,521	70%
31-60 Days	288	13%
61 Days - 1 Year	276	13%
> 1 Year	76	4%
Total	2,161	100%

*The percentages may not always add to 100% due to rounding

Wage Statement(s): 1,470 (69%) of the 2,120 Wage Statements that were due this quarter were filed timely, 467 (22%) were filed late, and 183 (9%) remain outstanding.

Chart 14: Fringe Benefit Worksheet Timeliness Distribution

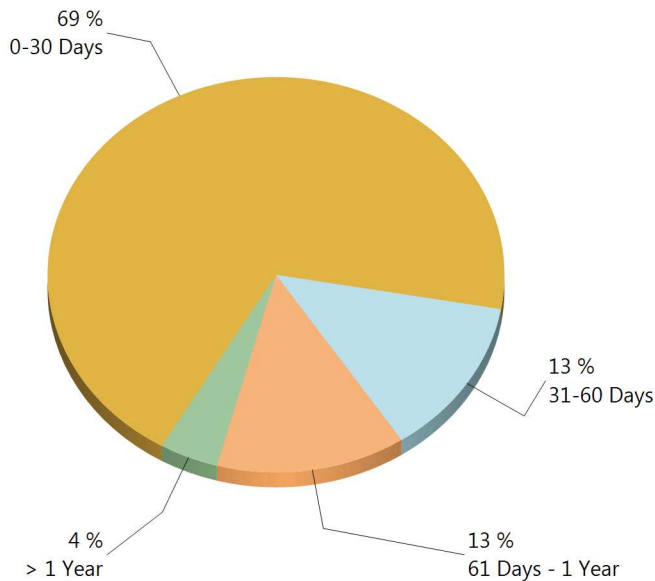


Table 6: Fringe Worksheets Received

0-30 Days	1,500	69%
31-60 Days	280	13%
61 Days - 1 Year	290	13%
> 1 Year	90	4%
Total	2,160	100%

*The percentages may not always add to 100% due to rounding

Fringe Benefit Worksheet(s): 1,442 (68%) of the 2,120 Fringe Benefit Worksheets due this quarter were filed timely, 470 (22%) were filed late, and 208 (10%) remain outstanding.

Appendix A

**Insurance Group Compliance
Lost Time FROI Filings and
Initial Indemnity Payments
First Quarter 2019
1/1/2019-3/31/2019**

INSURANCE GROUP COMPLIANCE
 Lost Time FROI and Initial Indemnity Payments
 First Quarter
 1/1/2019 - 3/31/2019

Insurance Company	Total Lost Time FROIs Filed	Lost Time FROIs Filed Timely	Compliance Percentage	Total Initial Indemnity Payments Made	Initial Indemnity Payments Made Timely	Compliance Percentage
ACADIA INSURANCE	FROIs Filed	Timely FROIs	Compliance	Payments Made	Timely Payments	Compliance
CA010 ACADIA INSURANCE	53	37	70%	21	16	76%
Total	53	37	70% ▼	21	16	76% ▼
ACADIA INSURANCE Group Total	53	37	70% ▼	21	16	76% ▼
ACCIDENT FUND INSURANCE	FROIs Filed	Timely FROIs	Compliance	Payments Made	Timely Payments	Compliance
ACCIDENT FUND INSURANCE	*	*	*	*	*	*
Total	*	*	*	*	*	*
ACCIDENT FUND INSURANCE TPA Administered Claims						
CA190 GALLAGHER BASSETT SERVICES	1	0	0%	1	1	100%
TPA Total	1	0	0% ▼	1	1	100% ▲
ACCIDENT FUND INSURANCE Group Total	1	0	0% ▼	1	1	100% ▲
AIG INSURANCE	FROIs Filed	Timely FROIs	Compliance	Payments Made	Timely Payments	Compliance
CA015 AIG CLAIMS, INC	48	41	85%	12	12	100%
Total	48	41	85% ▲	12	12	100% ▲
AIG INSURANCE TPA Administered Claims						
CA040 BROADSPIRE SERVICES	16	13	81%	6	5	83%
CA160 ESIS	26	19	73%	16	11	69%
CA190 GALLAGHER BASSETT SERVICES	11	8	73%	2	2	100%
CA300 SEDGWICK CLAIMS MANAGEMENT SERVICES	17	15	88%	1	1	100%
TPA Total	70	55	79% ▼	25	19	76% ▼
AIG INSURANCE Group Total	118	96	81% ▼	37	31	84% ▼
ALLIANZ INSURANCE	FROIs Filed	Timely FROIs	Compliance	Payments Made	Timely Payments	Compliance
AMERICAN INSURANCE	*	*	*	*	*	*
Total	*	*	*	*	*	*
ALLIANZ INSURANCE TPA Administered Claims						
CA190 GALLAGHER BASSETT SERVICES	1	0	0%	1	0	0%
TPA Total	1	0	0% ▼	1	0	0% ▼
ALLIANZ INSURANCE Group Total	1	0	0% ▼	1	0	0% ▼
AMTRUST INSURANCE	FROIs Filed	Timely FROIs	Compliance	Payments Made	Timely Payments	Compliance
CA437 SECURITY NATIONAL INSURANCE	1	0	0%	No Filings	No Filings	No Filings
CA342 TECHNOLOGY INSURANCE	7	2	29%	4	4	100%
CA381 WESCO INSURANCE	9	5	56%	2	2	100%
Total	17	7	41% ▼	6	6	100% ▲
AMTRUST INSURANCE Group Total	17	7	41% ▼	6	6	100% ▲

INSURANCE GROUP COMPLIANCE
 Lost Time FROI and Initial Indemnity Payments
 First Quarter
 1/1/2019 - 3/31/2019

Insurance Company	Total Lost Time FROIs Filed	Lost Time FROIs Filed Timely	Compliance Percentage	Total Initial Indemnity Payments Made	Initial Indemnity Payments Made Timely	Compliance Percentage
ARCH INSURANCE	FROIs Filed	Timely FROIs	Compliance	Payments Made	Timely Payments	Compliance
ARCH INSURANCE	*	*	*	*	*	*
Total	*	*	*	*	*	*
ARCH INSURANCE TPA Administered Claims						
CA117 COTTINGHAM & BUTLER CLAIMS SERVICES	4	1	25%	3	0	0%
CA190 GALLAGHER BASSETT SERVICES	3	2	67%	3	2	67%
CA300 SEDGWICK CLAIMS MANAGEMENT SERVICES	1	1	100%	No Filings	No Filings	No Filings
CA340 YORK RISK SERVICES	2	2	100%	1	1	100%
TPA Total	10	6	60% ▼	7	3	43% ▼
ARCH INSURANCE Group Total	10	6	60% ▼	7	3	43% ▼
BATH IRON WORKS	FROIs Filed	Timely FROIs	Compliance	Payments Made	Timely Payments	Compliance
CA036 BATH IRON WORKS	73	71	97%	12	11	92%
Total	73	71	97% ▲	12	11	92% ▲
BATH IRON WORKS Group Total	73	71	97% ▲	12	11	92% ▲
BERKSHIRE HATHAWAY INSURANCE	FROIs Filed	Timely FROIs	Compliance	Payments Made	Timely Payments	Compliance
CA114 BERKSHIRE HATHAWAY HOMESTATE INSURANCE	2	0	0%	No Filings	No Filings	No Filings
Total	2	0	0% ▼	No Filings	No Filings	No Filings
BERKSHIRE HATHAWAY INSURANCE Group Total	2	0	0% ▼	No Filings	No Filings	No Filings
BROADSPIRE SERVICES	FROIs Filed	Timely FROIs	Compliance	Payments Made	Timely Payments	Compliance
CA040 BROADSPIRE SERVICES	20	16	80%	8	6	75%
Total	20	16	80% ▼	8	6	75% ▼
BROADSPIRE SERVICES Group Total	20	16	80% ▼	8	6	75% ▼
CANNON COCHRAN MANAGEMENT SERVICES	FROIs Filed	Timely FROIs	Compliance	Payments Made	Timely Payments	Compliance
CA070 CANNON COCHRAN MANAGEMENT SERVICES	74	68	92%	28	24	86%
Total	74	68	92% ▲	28	24	86% ▼
CANNON COCHRAN MANAGEMENT SERVICES Group Total	74	68	92% ▲	28	24	86% ▼
CHEROKEE INSURANCE	FROIs Filed	Timely FROIs	Compliance	Payments Made	Timely Payments	Compliance
CA044 CHEROKEE INSURANCE	1	0	0%	1	1	100%
Total	1	0	0% ▼	1	1	100% ▲
CHEROKEE INSURANCE Group Total	1	0	0% ▼	1	1	100% ▲

INSURANCE GROUP COMPLIANCE
 Lost Time FROI and Initial Indemnity Payments
 First Quarter
 1/1/2019 - 3/31/2019

Insurance Company	Total Lost Time FROIs Filed	Lost Time FROIs Filed Timely	Compliance Percentage	Total Initial Indemnity Payments Made	Initial Indemnity Payments Made Timely	Compliance Percentage
CHUBB INSURANCE	FROIs Filed	Timely FROIs	Compliance	Payments Made	Timely Payments	Compliance
ACE AMERICAN INSURANCE COMPANY	*	*	*	*	*	*
ACE INSURANCE	*	*	*	*	*	*
CA046 CHUBB INSURANCE	*	*	*	*	*	*
CA090 FEDERAL INSURANCE	*	*	*	*	*	*
INDEMNITY INS CO OF NORTH AMERICA	*	*	*	*	*	*
PACIFIC INDEMNITY CO	*	*	*	*	*	*
Total	*	*	*	*	*	*
CHUBB INSURANCE TPA Administered Claims						
CA040 BROADSPIRE SERVICES	1	1	100%	No Filings	No Filings	No Filings
CA070 CANNON COCHRAN MANAGEMENT SERVICES	4	4	100%	4	4	100%
CA110 CONSTITUTION STATE SERVICES	13	7	54%	6	5	83%
CA116 CORVEL ENTERPRISE COMP	8	2	25%	2	0	0%
CA117 COTTINGHAM & BUTLER CLAIMS SERVICES	No Filings	No Filings	No Filings	1	0	0%
CA160 ESIS	25	15	60%	8	6	75%
CA190 GALLAGHER BASSETT SERVICES	20	14	70%	8	7	88%
CA204 HELMSMAN MANAGEMENT SERVICES	1	0	0%	1	0	0%
CA300 SEDGWICK CLAIMS MANAGEMENT SERVICES	82	79	96%	18	18	100%
CA340 YORK RISK SERVICES	1	1	100%	1	1	100%
TPA Total	155	123	79% ▼	49	41	84% ▼
CHUBB INSURANCE Group Total	155	123	79% ▼	49	41	84% ▼
CIANBRO CORPORATION	FROIs Filed	Timely FROIs	Compliance	Payments Made	Timely Payments	Compliance
CA085 CIANBRO CORPORATION	1	1	100%	No Filings	No Filings	No Filings
Total	1	1	100% ▲	No Filings	No Filings	No Filings
CIANBRO CORPORATION Group Total	1	1	100% ▲	No Filings	No Filings	No Filings
CLAIMS MANAGEMENT (WALMART)	FROIs Filed	Timely FROIs	Compliance	Payments Made	Timely Payments	Compliance
CA100 CLAIMS MANAGEMENT (WALMART)	60	50	83%	13	12	92%
Total	60	50	83% ▼	13	12	92% ▲
CLAIMS MANAGEMENT (WALMART) Group Total	60	50	83% ▼	13	12	92% ▲
CNA INSURANCE	FROIs Filed	Timely FROIs	Compliance	Payments Made	Timely Payments	Compliance
CA050 CONTINENTAL CASUALTY	5	1	20%	4	4	100%
Total	5	1	20% ▼	4	4	100% ▲
CNA INSURANCE Group Total	5	1	20% ▼	4	4	100% ▲
CONSTITUTION STATE SERVICES	FROIs Filed	Timely FROIs	Compliance	Payments Made	Timely Payments	Compliance
CA110 CONSTITUTION STATE SERVICES	14	8	57%	6	5	83%
Total	14	8	57% ▼	6	5	83% ▼
CONSTITUTION STATE SERVICES Group Total	14	8	57% ▼	6	5	83% ▼

INSURANCE GROUP COMPLIANCE
 Lost Time FROI and Initial Indemnity Payments
 First Quarter
 1/1/2019 - 3/31/2019

Insurance Company	Total Lost Time FROIs Filed	Lost Time FROIs Filed Timely	Compliance Percentage	Total Initial Indemnity Payments Made	Initial Indemnity Payments Made Timely	Compliance Percentage
CORVEL ENTERPRISE COMP	FROIs Filed	Timely FROIs	Compliance	Payments Made	Timely Payments	Compliance
CA116 CORVEL ENTERPRISE COMP	22	9	41%	5	1	20%
Total	22	9	41% ▼	5	1	20% ▼
CORVEL ENTERPRISE COMP Group Total						
22	9	41%	▼	5	1	20%
COTTINGHAM & BUTLER CLAIMS SERVICES	FROIs Filed	Timely FROIs	Compliance	Payments Made	Timely Payments	Compliance
CA117 COTTINGHAM & BUTLER CLAIMS SERVICES	4	1	25%	4	0	0%
Total	4	1	25% ▼	4	0	0% ▼
COTTINGHAM & BUTLER CLAIMS SERVICES Group Total						
4	1	25%	▼	4	0	0%
CROSS INSURANCE	FROIs Filed	Timely FROIs	Compliance	Payments Made	Timely Payments	Compliance
CA093 CROSS INSURANCE	315	296	94%	41	39	95%
Total	315	296	94% ▲	41	39	95% ▲
CROSS INSURANCE Group Total						
315	296	94%	▲	41	39	95%
EASTERN ALLIANCE INSURANCE	FROIs Filed	Timely FROIs	Compliance	Payments Made	Timely Payments	Compliance
CA141 EASTERN ALLIANCE INSURANCE	49	34	69%	20	19	95%
Total	49	34	69% ▼	20	19	95% ▲
EASTERN ALLIANCE INSURANCE Group Total						
49	34	69%	▼	20	19	95%
ELECTRIC INSURANCE	FROIs Filed	Timely FROIs	Compliance	Payments Made	Timely Payments	Compliance
CA150 ELECTRIC INSURANCE	*	*	*	*	*	*
Total	*	*	*	*	*	*
ELECTRIC INSURANCE TPA Administered Claims						
CA300 SEDGWICK CLAIMS MANAGEMENT SERVICES	2	2	100%	No Filings	No Filings	No Filings
TPA Total	2	2	100% ▲	No Filings	No Filings	No Filings
ELECTRIC INSURANCE Group Total						
2	2	100%	▲	No Filings	No Filings	No Filings
ESIS	FROIs Filed	Timely FROIs	Compliance	Payments Made	Timely Payments	Compliance
CA160 ESIS	63	39	62%	27	18	67%
Total	63	39	62% ▼	27	18	67% ▼
ESIS Group Total						
63	39	62%	▼	27	18	67%
FEDERATED MUTUAL INSURANCE	FROIs Filed	Timely FROIs	Compliance	Payments Made	Timely Payments	Compliance
CA091 FEDERATED MUTUAL INSURANCE	8	6	75%	4	3	75%
CA439 FEDERATED RESERVE INSURANCE	1	0	0%	No Filings	No Filings	No Filings
CA092 FEDERATED SERVICE INSURANCE	No Filings	No Filings	No Filings	1	1	100%
Total	9	6	67% ▼	5	4	80% ▼
FEDERATED MUTUAL INSURANCE Group Total						
9	6	67%	▼	5	4	80%

INSURANCE GROUP COMPLIANCE
Lost Time FROI and Initial Indemnity Payments
First Quarter
1/1/2019 - 3/31/2019

Insurance Company	Total Lost Time FROIs Filed	Lost Time FROIs Filed Timely	Compliance Percentage	Total Initial Indemnity Payments Made	Initial Indemnity Payments Made Timely	Compliance Percentage
FRANKENMUTH INSURANCE	FROIs Filed	Timely FROIs	Compliance	Payments Made	Timely Payments	Compliance
CA095 FRANKENMUTH INSURANCE	*	*	*	*	*	*
CA274 PATRIOT INSURANCE	1	1	100%	No Filings	No Filings	No Filings
Total	1	1	100% ▲	No Filings	No Filings	No Filings
FRANKENMUTH INSURANCE Group Total	1	1	100% ▲	No Filings	No Filings	No Filings
FUTURECOMP	FROIs Filed	Timely FROIs	Compliance	Payments Made	Timely Payments	Compliance
CA175 FUTURECOMP	58	58	100%	10	10	100%
Total	58	58	100% ▲	10	10	100% ▲
FUTURECOMP Group Total	58	58	100% ▲	10	10	100% ▲
GALLAGHER BASSETT SERVICES	FROIs Filed	Timely FROIs	Compliance	Payments Made	Timely Payments	Compliance
CA190 GALLAGHER BASSETT SERVICES	95	66	69%	47	38	81%
Total	95	66	69% ▼	47	38	81% ▼
GALLAGHER BASSETT SERVICES Group Total	95	66	69% ▼	47	38	81% ▼
GREAT AMERICAN INSURANCE	FROIs Filed	Timely FROIs	Compliance	Payments Made	Timely Payments	Compliance
CA192 GREAT AMERICAN ALLIANCE INSURANCE	1	0	0%	No Filings	No Filings	No Filings
Total	1	0	0% ▼	No Filings	No Filings	No Filings
GREAT AMERICAN INSURANCE TPA Administered Claims	FROIs Filed	Timely FROIs	Compliance	Payments Made	Timely Payments	Compliance
CA323 THE AMERICAN EQUITY UNDERWRITERS	1	0	0%	No Filings	No Filings	No Filings
TPA Total	1	0	0% ▼	No Filings	No Filings	No Filings
GREAT AMERICAN INSURANCE Group Total	2	0	0% ▼	No Filings	No Filings	No Filings
GREAT FALLS INSURANCE	FROIs Filed	Timely FROIs	Compliance	Payments Made	Timely Payments	Compliance
GREAT FALLS INSURANCE	*	*	*	*	*	*
Total	*	*	*	*	*	*
GREAT FALLS INSURANCE TPA Administered Claims	FROIs Filed	Timely FROIs	Compliance	Payments Made	Timely Payments	Compliance
CA070 CANNON COCHRAN MANAGEMENT SERVICES	1	1	100%	No Filings	No Filings	No Filings
TPA Total	1	1	100% ▲	No Filings	No Filings	No Filings
GREAT FALLS INSURANCE Group Total	1	1	100% ▲	No Filings	No Filings	No Filings
GREAT WEST INSURANCE	FROIs Filed	Timely FROIs	Compliance	Payments Made	Timely Payments	Compliance
CA196 GREAT WEST INSURANCE	2	0	0%	2	2	100%
Total	2	0	0% ▼	2	2	100% ▲
GREAT WEST INSURANCE Group Total	2	0	0% ▼	2	2	100% ▲

INSURANCE GROUP COMPLIANCE
Lost Time FROI and Initial Indemnity Payments
First Quarter
1/1/2019 - 3/31/2019

Insurance Company	Total Lost Time FROIs Filed	Lost Time FROIs Filed Timely	Compliance Percentage	Total Initial Indemnity Payments Made	Initial Indemnity Payments Made Timely	Compliance Percentage
GUARD INSURANCE	FROIs Filed	Timely FROIs	Compliance	Payments Made	Timely Payments	Compliance
CA019 AMGUARD INSURANCE	8	2	25%	2	2	100%
CA140 EASTGUARD INSURANCE	11	8	73%	1	1	100%
CA272 NORGUARD INSURANCE	6	2	33%	2	2	100%
Total	25	12	48% ▼	5	5	100% ▲
GUARD INSURANCE Group Total	25	12	48% ▼	5	5	100% ▲
HANNAFORD BROTHERS	FROIs Filed	Timely FROIs	Compliance	Payments Made	Timely Payments	Compliance
CA201 HANNAFORD BROTHERS	73	52	71%	22	12	55%
Total	73	52	71% ▼	22	12	55% ▼
HANNAFORD BROTHERS Group Total	73	52	71% ▼	22	12	55% ▼
HANOVER INSURANCE	FROIs Filed	Timely FROIs	Compliance	Payments Made	Timely Payments	Compliance
CA428 ALLMERICA FINANCIAL BENEFIT INSURANCE	3	0	0%	1	1	100%
CA048 CITIZENS INSURANCE COMPANY OF AMERICA	1	0	0%	2	2	100%
CA202 HANOVER INSURANCE	7	5	71%	2	0	0%
CA228 MASSACHUSETTS BAY INSURANCE	9	7	78%	2	2	100%
Total	20	12	60% ▼	7	5	71% ▼
HANOVER INSURANCE Group Total	20	12	60% ▼	7	5	71% ▼
HARTFORD INSURANCE	FROIs Filed	Timely FROIs	Compliance	Payments Made	Timely Payments	Compliance
CA188 HARTFORD ACCIDENT & INDEMNITY	1	0	0%	No Filings	No Filings	No Filings
CA203 HARTFORD FIRE INSURANCE	4	4	100%	2	2	100%
CA186 HARTFORD INSURANCE COMPANY OF THE MIDWEST	4	4	100%	3	3	100%
CA187 HARTFORD UNDERWRITERS INSURANCE	6	4	67%	5	4	80%
CA288 PROPERTY & CASUALTY INSURANCE COMPANY OF HARTFORD	21	13	62%	9	8	89%
CA296 SENTINEL INSURANCE	6	6	100%	2	2	100%
CA319 TRUMBULL INSURANCE	6	6	100%	2	2	100%
CA321 TWIN CITY FIRE INSURANCE	1	1	100%	No Filings	No Filings	No Filings
Total	49	38	78% ▼	23	21	91% ▲
HARTFORD INSURANCE TPA Administered Claims						
CA116 CORVEL ENTERPRISE COMP	5	1	20%	No Filings	No Filings	No Filings
CA300 SEDGWICK CLAIMS MANAGEMENT SERVICES	5	5	100%	1	1	100%
CA280 TRISTAR RISK ENTERPRISE MANAGEMENT	No Filings	No Filings	No Filings	1	0	0%
CA340 YORK RISK SERVICES	*	*	*	*	*	*
TPA Total	10	6	60% ▼	2	1	50% ▼
HARTFORD INSURANCE Group Total	59	44	75% ▼	25	22	88% ▲

INSURANCE GROUP COMPLIANCE
 Lost Time FROI and Initial Indemnity Payments
 First Quarter
 1/1/2019 - 3/31/2019

Insurance Company	Total Lost Time FROIs Filed	Lost Time FROIs Filed Timely	Compliance Percentage	Total Initial Indemnity Payments Made	Initial Indemnity Payments Made Timely	Compliance Percentage
HELMSMAN MANAGEMENT SERVICES	FROIs Filed	Timely FROIs	Compliance	Payments Made	Timely Payments	Compliance
CA204 HELMSMAN MANAGEMENT SERVICES	13	5	38%	6	5	83%
Total	13	5	38% ▼	6	5	83% ▼
HELMSMAN MANAGEMENT SERVICES Group Total	13	5	38% ▼	6	5	83% ▼
LIBERTY MUTUAL INSURANCE	FROIs Filed	Timely FROIs	Compliance	Payments Made	Timely Payments	Compliance
CA003 AMERICAN FIRE & CASUALTY INSURANCE	4	2	50%	3	0	0%
CA380 EMPLOYERS INSURANCE OF WAUSAU	No Filings	No Filings	No Filings	1	0	0%
CA210 LIBERTY MUTUAL INSURANCE	41	24	59%	16	13	81%
CA406 OHIO CASUALTY INSURANCE	2	1	50%	1	0	0%
CA407 OHIO SECURITY INSURANCE	5	3	60%	3	3	100%
CA408 WEST AMERICAN INSURANCE	2	1	50%	1	1	100%
Total	54	31	57% ▼	25	17	68% ▼
LIBERTY MUTUAL INSURANCE Group Total	54	31	57% ▼	25	17	68% ▼
MAINE AUTOMOBILE DEALERS ASSOCIATION	FROIs Filed	Timely FROIs	Compliance	Payments Made	Timely Payments	Compliance
CA220 MAINE AUTOMOBILE DEALERS ASSOCIATION	42	40	95%	17	14	82%
Total	42	40	95% ▲	17	14	82% ▼
MAINE AUTOMOBILE DEALERS ASSOCIATION Group Total	42	40	95% ▲	17	14	82% ▼
MAINE EMPLOYERS' MUTUAL INSURANCE	FROIs Filed	Timely FROIs	Compliance	Payments Made	Timely Payments	Compliance
CA260 MAINE EMPLOYERS' MUTUAL INSURANCE	1386	1129	81%	363	328	90%
Total	1386	1129	81% ▼	363	328	90% ▲
MAINE EMPLOYERS' MUTUAL INSURANCE TPA Administered Claims						
CA070 CANNON COCHRAN MANAGEMENT SERVICES	2	2	100%	No Filings	No Filings	No Filings
TPA Total	2	2	100% ▲	No Filings	No Filings	No Filings
MAINE EMPLOYERS' MUTUAL INSURANCE Group Total	1388	1131	81% ▼	363	328	90% ▲
MAINE HEALTHCARE ASSOCIATION	FROIs Filed	Timely FROIs	Compliance	Payments Made	Timely Payments	Compliance
CA234 MAINE HEALTHCARE ASSOCIATION	32	25	78%	8	5	63%
Total	32	25	78% ▼	8	5	63% ▼
MAINE HEALTHCARE ASSOCIATION Group Total	32	25	78% ▼	8	5	63% ▼
MAINE MOTOR TRANSPORT ASSOCIATION	FROIs Filed	Timely FROIs	Compliance	Payments Made	Timely Payments	Compliance
CA230 MAINE MOTOR TRANSPORT ASSOCIATION	61	55	90%	11	11	100%
Total	61	55	90% ▲	11	11	100% ▲
MAINE MOTOR TRANSPORT ASSOCIATION Group Total	61	55	90% ▲	11	11	100% ▲

INSURANCE GROUP COMPLIANCE
 Lost Time FROI and Initial Indemnity Payments
 First Quarter
 1/1/2019 - 3/31/2019

Insurance Company	Total Lost Time FROIs Filed	Lost Time FROIs Filed Timely	Compliance Percentage	Total Initial Indemnity Payments Made	Initial Indemnity Payments Made Timely	Compliance Percentage
MAINE MUNICIPAL ASSOCIATION	FROIs Filed	Timely FROIs	Compliance	Payments Made	Timely Payments	Compliance
CA225 MAINE MUNICIPAL ASSOCIATION	267	254	95%	66	64	97%
Total	267	254	95% ▲	66	64	97% ▲
MAINE MUNICIPAL ASSOCIATION Group Total	267	254	95% ▲	66	64	97% ▲
MAINE SCHOOL MANAGEMENT ASSOCIATION	FROIs Filed	Timely FROIs	Compliance	Payments Made	Timely Payments	Compliance
CA250 MAINE SCHOOL MANAGEMENT ASSOCIATION	105	103	98%	26	23	88%
Total	105	103	98% ▲	26	23	88% ▲
MAINE SCHOOL MANAGEMENT ASSOCIATION Group Total	105	103	98% ▲	26	23	88% ▲
MEADOWBROOK INSURANCE	FROIs Filed	Timely FROIs	Compliance	Payments Made	Timely Payments	Compliance
CA255 MEADOWBROOK INSURANCE	1	0	0%	No Filings	No Filings	No Filings
Total	1	0	0% ▼	No Filings	No Filings	No Filings
MEADOWBROOK INSURANCE Group Total	1	0	0% ▼	No Filings	No Filings	No Filings
MITSUI SUMITOMO INS CO OF AMERICA	FROIs Filed	Timely FROIs	Compliance	Payments Made	Timely Payments	Compliance
MITSUI SUMITOMO INS CO OF AMERICA	*	*	*	*	*	*
Total	*	*	*	*	*	*
MITSUI SUMITOMO INS CO OF AMERICA TPA Administered Claims	FROIs Filed	Timely FROIs	Compliance	Payments Made	Timely Payments	Compliance
CA070 CANNON COCHRAN MANAGEMENT SERVICES	2	2	100%	2	1	50%
TPA Total	2	2	100% ▲	2	1	50% ▼
MITSUI SUMITOMO INS CO OF AMERICA Group Total	2	2	100% ▲	2	1	50% ▼
NATIONAL INTERSTATE INSURANCE	FROIs Filed	Timely FROIs	Compliance	Payments Made	Timely Payments	Compliance
CA267 NATIONAL INTERSTATE INSURANCE COMPANY	1	1	100%	1	1	100%
Total	1	1	100% ▲	1	1	100% ▲
NATIONAL INTERSTATE INSURANCE Group Total	1	1	100% ▲	1	1	100% ▲
NEXT LEVEL ADMINISTRATOR LLC	FROIs Filed	Timely FROIs	Compliance	Payments Made	Timely Payments	Compliance
CA433 NEXT LEVEL ADMINISTRATOR LLC	1	0	0%	1	1	100%
Total	1	0	0% ▼	1	1	100% ▲
NEXT LEVEL ADMINISTRATOR LLC Group Total	1	0	0% ▼	1	1	100% ▲
NGM INSURANCE	FROIs Filed	Timely FROIs	Compliance	Payments Made	Timely Payments	Compliance
CA265 NGM INSURANCE	1	0	0%	No Filings	No Filings	No Filings
Total	1	0	0% ▼	No Filings	No Filings	No Filings
NGM INSURANCE Group Total	1	0	0% ▼	No Filings	No Filings	No Filings
NORTH RIVER INSURANCE	FROIs Filed	Timely FROIs	Compliance	Payments Made	Timely Payments	Compliance
CA257 NORTH RIVER INSURANCE	No Filings	No Filings	No Filings	1	0	0%
Total	No Filings	No Filings	No Filings	1	0	0% ▼
NORTH RIVER INSURANCE Group Total	No Filings	No Filings	No Filings	1	0	0% ▼

INSURANCE GROUP COMPLIANCE
 Lost Time FROI and Initial Indemnity Payments
 First Quarter
 1/1/2019 - 3/31/2019

Insurance Company	Total Lost Time FROIs Filed	Lost Time FROIs Filed Timely	Compliance Percentage	Total Initial Indemnity Payments Made	Initial Indemnity Payments Made Timely	Compliance Percentage
OLD REPUBLIC INSURANCE	FROIs Filed	Timely FROIs	Compliance	Payments Made	Timely Payments	Compliance
OLD REPUBLIC GENERAL INSURANCE CORP.	*	*	*	*	*	*
OLD REPUBLIC INSURANCE	*	*	*	*	*	*
Total	*	*	*	*	*	*
OLD REPUBLIC INSURANCE TPA Administered Claims						
CA070 CANNON COCHRAN MANAGEMENT SERVICES	18	16	89%	6	5	83%
CA110 CONSTITUTION STATE SERVICES	1	1	100%	No Filings	No Filings	No Filings
CA116 CORVEL ENTERPRISE COMP	1	0	0%	1	0	0%
CA160 ESIS	1	0	0%	No Filings	No Filings	No Filings
CA190 GALLAGHER BASSETT SERVICES	2	2	100%	2	1	50%
CA204 HELMSMAN MANAGEMENT SERVICES	1	1	100%	1	1	100%
CA300 SEDGWICK CLAIMS MANAGEMENT SERVICES	9	8	89%	2	1	50%
TPA Total	33	28	85% ▲	12	8	67% ▼
OLD REPUBLIC INSURANCE Group Total	33	28	85% ▲	12	8	67% ▼
PENNSYLVANIA MFG ASSN	FROIs Filed	Timely FROIs	Compliance	Payments Made	Timely Payments	Compliance
MANUFACTURERS ALLIANCE INSURANCE	*	*	*	*	*	*
PENNSYLVANIA MFG ASSN	*	*	*	*	*	*
PENNSYLVANIA MFG INDEMNITY CO	*	*	*	*	*	*
Total	*	*	*	*	*	*
PENNSYLVANIA MFG ASSN TPA Administered Claims						
CA190 GALLAGHER BASSETT SERVICES	6	4	67%	2	1	50%
CA323 THE AMERICAN EQUITY UNDERWRITERS	3	2	67%	No Filings	No Filings	No Filings
TPA Total	9	6	67% ▼	2	1	50% ▼
PENNSYLVANIA MFG ASSN Group Total	9	6	67% ▼	2	1	50% ▼
PROTECTIVE INSURANCE	FROIs Filed	Timely FROIs	Compliance	Payments Made	Timely Payments	Compliance
CA277 PROTECTIVE INSURANCE COMPANY	*	*	*	*	*	*
Total	*	*	*	*	*	*
PROTECTIVE INSURANCE TPA Administered Claims						
CA320 SYNERNET	*	*	*	*	*	*
CA340 YORK RISK SERVICES	2	1	50%	1	0	0%
TPA Total	2	1	50% ▼	1	0	0% ▼
PROTECTIVE INSURANCE Group Total	2	1	50% ▼	1	0	0% ▼

INSURANCE GROUP COMPLIANCE
Lost Time FROI and Initial Indemnity Payments
First Quarter
1/1/2019 - 3/31/2019

Insurance Company	Total Lost Time FROIs Filed	Lost Time FROIs Filed Timely	Compliance Percentage	Total Initial Indemnity Payments Made	Initial Indemnity Payments Made Timely	Compliance Percentage
QBE INSURANCE GROUP	FROIs Filed	Timely FROIs	Compliance	Payments Made	Timely Payments	Compliance
QBE INSURANCE GROUP	*	*	*	*	*	*
Total	*	*	*	*	*	*
QBE INSURANCE GROUP TPA Administered Claims						
CA300 SEDGWICK CLAIMS MANAGEMENT SERVICES	13	10	77%	3	3	100%
TPA Total	13	10	77% ▼	3	3	100% ▲
QBE INSURANCE GROUP Group Total	13	10	77% ▼	3	3	100% ▲
SAFETY NATIONAL CASUALTY CORP	FROIs Filed	Timely FROIs	Compliance	Payments Made	Timely Payments	Compliance
SAFETY NATIONAL CASUALTY CORP	*	*	*	*	*	*
Total	*	*	*	*	*	*
SAFETY NATIONAL CASUALTY CORP TPA Administered Claims						
CA040 BROADSPIRE SERVICES	2	1	50%	2	1	50%
CA116 CORVEL ENTERPRISE COMP	7	5	71%	2	1	50%
CA190 GALLAGHER BASSETT SERVICES	8	5	63%	4	3	75%
CA300 SEDGWICK CLAIMS MANAGEMENT SERVICES	16	14	88%	3	3	100%
CA340 YORK RISK SERVICES	1	1	100%	No Filings	No Filings	No Filings
TPA Total	34	26	76% ▼	11	8	73% ▼
SAFETY NATIONAL CASUALTY CORP Group Total	34	26	76% ▼	11	8	73% ▼
SEGWICK CLAIMS MANAGEMENT SERVICES	FROIs Filed	Timely FROIs	Compliance	Payments Made	Timely Payments	Compliance
CA300 SEDGWICK CLAIMS MANAGEMENT SERVICES	202	186	92%	48	46	96%
Total	202	186	92% ▲	48	46	96% ▲
SEGWICK CLAIMS MANAGEMENT SERVICES Group Total	202	186	92% ▲	48	46	96% ▲
SENTRY INSURANCE	FROIs Filed	Timely FROIs	Compliance	Payments Made	Timely Payments	Compliance
CA402 SENTRY CASUALTY	23	14	61%	13	12	92%
CA305 SENTRY INSURANCE	2	0	0%	1	0	0%
CA308 SENTRY SELECT INSURANCE	1	1	100%	No Filings	No Filings	No Filings
Total	26	15	58% ▼	14	12	86% ▼
SENTRY INSURANCE Group Total	26	15	58% ▼	14	12	86% ▼
SOMPO JAPAN INSURANCE	FROIs Filed	Timely FROIs	Compliance	Payments Made	Timely Payments	Compliance
SOMPO JAPAN INSURANCE COMPANY OF AMERICA	*	*	*	*	*	*
Total	*	*	*	*	*	*
SOMPO JAPAN INSURANCE TPA Administered Claims						
CA190 GALLAGHER BASSETT SERVICES	1	0	0%	No Filings	No Filings	No Filings
TPA Total	1	0	0% ▼	No Filings	No Filings	No Filings
SOMPO JAPAN INSURANCE Group Total	1	0	0% ▼	No Filings	No Filings	No Filings

INSURANCE GROUP COMPLIANCE
Lost Time FROI and Initial Indemnity Payments
First Quarter
1/1/2019 - 3/31/2019

Insurance Company	Total Lost Time FROIs Filed	Lost Time FROIs Filed Timely	Compliance Percentage	Total Initial Indemnity Payments Made	Initial Indemnity Payments Made Timely	Compliance Percentage
STARR INDEMNITY INSURANCE	FROIs Filed	Timely FROIs	Compliance	Payments Made	Timely Payments	Compliance
STARR INDEMNITY INSURANCE	*	*	*	*	*	*
Total	*	*	*	*	*	*
STARR INDEMNITY INSURANCE TPA Administered Claims						
CA190 GALLAGHER BASSETT SERVICES	6	5	83%	2	2	100%
CA300 SEDGWICK CLAIMS MANAGEMENT SERVICES	2	2	100%	1	1	100%
TPA Total	8	7	88% ▲	3	3	100% ▲
STARR INDEMNITY INSURANCE Group Total	8	7	88% ▲	3	3	100% ▲
STATE OF MAINE WORKERS' COMPENSATION TRUST	FROIs Filed	Timely FROIs	Compliance	Payments Made	Timely Payments	Compliance
CA307 STATE OF MAINE WORKERS' COMPENSATION TRUST	135	120	89%	30	27	90%
Total	135	120	89% ▲	30	27	90% ▲
STATE OF MAINE WORKERS' COMPENSATION TRUST Group Total	135	120	89% ▲	30	27	90% ▲
SYNERNET	FROIs Filed	Timely FROIs	Compliance	Payments Made	Timely Payments	Compliance
CA320 SYNERNET	158	134	85%	28	25	89%
Total	158	134	85% ▲	28	25	89% ▲
SYNERNET Group Total	158	134	85% ▲	28	25	89% ▲
THE AMERICAN EQUITY UNDERWRITERS	FROIs Filed	Timely FROIs	Compliance	Payments Made	Timely Payments	Compliance
CA323 THE AMERICAN EQUITY UNDERWRITERS	4	2	50%	No Filings	No Filings	No Filings
Total	4	2	50% ▼	No Filings	No Filings	No Filings
THE AMERICAN EQUITY UNDERWRITERS Group Total	4	2	50% ▼	No Filings	No Filings	No Filings
TRAVELERS INSURANCE	FROIs Filed	Timely FROIs	Compliance	Payments Made	Timely Payments	Compliance
CA072 CHARTER OAK FIRE INSURANCE	35	16	46%	10	6	60%
CA164 FARMINGTON CASUALTY	1	0	0%	1	1	100%
CA284 PHOENIX INSURANCE	2	0	0%	1	1	100%
CA306 STANDARD FIRE INSURANCE	6	6	100%	4	3	75%
CA348 TRAVELERS CASUALTY INSURANCE COMPANY OF AMERICA	7	5	71%	2	1	50%
CA349 TRAVELERS COMMERCIAL CASUALTY	5	1	20%	2	2	100%
CA346 TRAVELERS INDEMNITY COMPANY OF AMERICA	3	1	33%	No Filings	No Filings	No Filings
Total	59	29	49% ▼	20	14	70% ▼
TRAVELERS INSURANCE TPA Administered Claims						
CA190 GALLAGHER BASSETT SERVICES	1	1	100%	No Filings	No Filings	No Filings
CA300 SEDGWICK CLAIMS MANAGEMENT SERVICES	3	1	33%	No Filings	No Filings	No Filings
CA340 YORK RISK SERVICES	2	2	100%	No Filings	No Filings	No Filings
TPA Total	6	4	67% ▼	No Filings	No Filings	No Filings
TRAVELERS INSURANCE Group Total	65	33	51% ▼	20	14	70% ▼

Maine Workers' Compensation Board
Lost Time FROI Filing Benchmark: 85%
Initial Indemnity Payment Benchmark: 87%

* Indicates no claims activity
▲ Indicates benchmark met or exceeded
▼ Indicates benchmark not met

INSURANCE GROUP COMPLIANCE
 Lost Time FROI and Initial Indemnity Payments
 First Quarter
 1/1/2019 - 3/31/2019

Insurance Company	Total Lost Time FROIs Filed	Lost Time FROIs Filed Timely	Compliance Percentage	Total Initial Indemnity Payments Made	Initial Indemnity Payments Made Timely	Compliance Percentage
TRISTAR RISK ENTERPRISE MANAGEMENT	FROIs Filed	Timely FROIs	Compliance	Payments Made	Timely Payments	Compliance
CA280 TRISTAR RISK ENTERPRISE MANAGEMENT	No Filings	No Filings	No Filings	1	0	0%
Total	No Filings	No Filings	No Filings	1	0	0% ▼
TRISTAR RISK ENTERPRISE MANAGEMENT Group Total	No Filings	No Filings	No Filings	1	0	0% ▼
TYSON FOODS INC	FROIs Filed	Timely FROIs	Compliance	Payments Made	Timely Payments	Compliance
CA435 TYSON FOODS INC	3	2	67%	3	3	100%
Total	3	2	67% ▼	3	3	100% ▲
TYSON FOODS INC Group Total	3	2	67% ▼	3	3	100% ▲
VANLINER INSURANCE	FROIs Filed	Timely FROIs	Compliance	Payments Made	Timely Payments	Compliance
CA379 VANLINER INSURANCE	1	1	100%	1	1	100%
Total	1	1	100% ▲	1	1	100% ▲
VANLINER INSURANCE Group Total	1	1	100% ▲	1	1	100% ▲
WORK FIRST CASUALTY	FROIs Filed	Timely FROIs	Compliance	Payments Made	Timely Payments	Compliance
CA040 BROADSPIRE SERVICES	1	1	100%	No Filings	No Filings	No Filings
Total	1	1	100% ▲	No Filings	No Filings	No Filings
WORK FIRST CASUALTY Group Total	1	1	100% ▲	No Filings	No Filings	No Filings
XL INSURANCE	FROIs Filed	Timely FROIs	Compliance	Payments Made	Timely Payments	Compliance
CA317 T.H.E. INSURANCE	1	0	0%	No Filings	No Filings	No Filings
CA384 XL INSURANCE	*	*	*	*	*	*
Total	1	0	0% ▼	No Filings	No Filings	No Filings
XL INSURANCE TPA Administered Claims						
CA190 GALLAGHER BASSETT SERVICES	19	13	68%	11	8	73%
CA300 SEDGWICK CLAIMS MANAGEMENT SERVICES	14	13	93%	3	3	100%
TPA Total	33	26	79% ▼	14	11	79% ▼
XL INSURANCE Group Total	34	26	76% ▼	14	11	79% ▼
YORK RISK SERVICES	FROIs Filed	Timely FROIs	Compliance	Payments Made	Timely Payments	Compliance
CA340 YORK RISK SERVICES	8	7	88%	3	2	67%
Total	8	7	88% ▲	3	2	67% ▼
YORK RISK SERVICES Group Total	8	7	88% ▲	3	2	67% ▼

INSURANCE GROUP COMPLIANCE

Lost Time FROI and Initial Indemnity Payments

First Quarter

1/1/2019 - 3/31/2019

Insurance Company	Total Lost Time FROIs Filed	Lost Time FROIs Filed Timely	Compliance Percentage	Total Initial Indemnity Payments Made	Initial Indemnity Payments Made Timely	Compliance Percentage
ZURICH INSURANCE	FROIs Filed	Timely FROIs	Compliance	Payments Made	Timely Payments	Compliance
CA022 AMERICAN ZURICH	10	9	90%	4	4	100%
CA400 ZURICH AMERICAN INSURANCE	8	6	75%	3	3	100%
CA404 ZURICH AMERICAN INSURANCE COMPANY OF ILLINOIS	2	2	100%	No Filings	No Filings	No Filings
Total	20	17	85% ▲	7	7	100% ▲
ZURICH INSURANCE TPA Administered Claims						
CA116 CORVEL ENTERPRISE COMP	1	1	100%	No Filings	No Filings	No Filings
CA160 ESIS	2	0	0%	1	0	0%
CA190 GALLAGHER BASSETT SERVICES	13	10	77%	9	9	100%
CA204 HELMSMAN MANAGEMENT SERVICES	2	1	50%	No Filings	No Filings	No Filings
CA300 SEDGWICK CLAIMS MANAGEMENT SERVICES	4	4	100%	No Filings	No Filings	No Filings
CA340 YORK RISK SERVICES	*	*	*	*	*	*
TPA Total	22	16	73% ▼	10	9	90% ▲
ZURICH INSURANCE Group Total	42	33	79% ▼	17	16	94% ▲

Appendix B

**Insurance Group Compliance
Initial MOP and Initial Indemnity NOC Filings
First Quarter 2019
1/1/2019-3/31/2019**

INSURANCE GROUP COMPLIANCE
Initial MOP and Initial Indemnity NOC Filings
First Quarter
1/1/2019 - 3/31/2019

Insurance Company	Total Initial MOPs Filed	Initial MOPs Filed Timely	Compliance Percentage	Total Initial Indemnity NOCs Filed	Initial Indemnity NOCs Filed Timely	Compliance Percentage
ACADIA INSURANCE	MOPs Filed	Timely MOPs	Compliance	NOCs Filed	Timely NOCs	Compliance
CA010 ACADIA INSURANCE	21	18	86%	4	1	25%
Total	21	18	86% ▲	4	1	25% ▼
ACADIA INSURANCE Group Total	21	18	86% ▲	4	1	25% ▼
ACCIDENT FUND INSURANCE	MOPs Filed	Timely MOPs	Compliance	NOCs Filed	Timely NOCs	Compliance
ACCIDENT FUND INSURANCE	*	*	*	*	*	*
Total	*	*	*	*	*	*
ACCIDENT FUND INSURANCE TPA Administered Claims						
CA190 GALLAGHER BASSETT SERVICES	1	1	100%	No Filings	No Filings	No Filings
TPA Total	1	1	100% ▲	No Filings	No Filings	No Filings
ACCIDENT FUND INSURANCE Group Total	1	1	100% ▲	No Filings	No Filings	No Filings
AIG INSURANCE	MOPs Filed	Timely MOPs	Compliance	NOCs Filed	Timely NOCs	Compliance
CA015 AIG CLAIMS, INC	12	12	100%	16	14	88%
Total	12	12	100% ▲	16	14	88% ▼
AIG INSURANCE TPA Administered Claims						
CA040 BROADSPIRE SERVICES	6	5	83%	1	1	100%
CA160 ESIS	16	13	81%	4	3	75%
CA190 GALLAGHER BASSETT SERVICES	2	2	100%	5	4	80%
CA300 SEDGWICK CLAIMS MANAGEMENT SERVICES	1	1	100%	6	6	100%
TPA Total	25	21	84% ▼	16	14	88% ▼
AIG INSURANCE Group Total	37	33	89% ▲	32	28	88% ▼
ALLIANZ INSURANCE	MOPs Filed	Timely MOPs	Compliance	NOCs Filed	Timely NOCs	Compliance
AMERICAN INSURANCE	*	*	*	*	*	*
Total	*	*	*	*	*	*
ALLIANZ INSURANCE TPA Administered Claims						
CA190 GALLAGHER BASSETT SERVICES	1	1	100%	No Filings	No Filings	No Filings
TPA Total	1	1	100% ▲	No Filings	No Filings	No Filings
ALLIANZ INSURANCE Group Total	1	1	100% ▲	No Filings	No Filings	No Filings
AMTRUST INSURANCE	MOPs Filed	Timely MOPs	Compliance	NOCs Filed	Timely NOCs	Compliance
CA437 SECURITY NATIONAL INSURANCE	No Filings	No Filings	No Filings	1	1	100%
CA342 TECHNOLOGY INSURANCE	4	3	75%	2	0	0%
CA381 WESCO INSURANCE	2	2	100%	2	2	100%
Total	6	5	83% ▼	5	3	60% ▼
AMTRUST INSURANCE Group Total	6	5	83% ▼	5	3	60% ▼

INSURANCE GROUP COMPLIANCE
Initial MOP and Initial Indemnity NOC Filings
First Quarter
1/1/2019 - 3/31/2019

Insurance Company	Total Initial MOPs Filed	Initial MOPs Filed Timely	Compliance Percentage	Total Initial Indemnity NOCs Filed	Initial Indemnity NOCs Filed Timely	Compliance Percentage
ARCH INSURANCE	MOPs Filed	Timely MOPs	Compliance	NOCs Filed	Timely NOCs	Compliance
ARCH INSURANCE	*	*	*	*	*	*
Total	*	*	*	*	*	*
ARCH INSURANCE TPA Administered Claims						
CA117 COTTINGHAM & BUTLER CLAIMS SERVICES	3	0	0%	1	0	0%
CA190 GALLAGHER BASSETT SERVICES	3	2	67%	No Filings	No Filings	No Filings
CA300 SEDGWICK CLAIMS MANAGEMENT SERVICES	No Filings	No Filings	No Filings	No Filings	No Filings	No Filings
CA340 YORK RISK SERVICES	1	1	100%	No Filings	No Filings	No Filings
TPA Total	7	3	43% ▼	1	0	0% ▼
ARCH INSURANCE Group Total	7	3	43% ▼	1	0	0% ▼
BATH IRON WORKS	MOPs Filed	Timely MOPs	Compliance	NOCs Filed	Timely NOCs	Compliance
CA036 BATH IRON WORKS	12	11	92%	6	5	83%
Total	12	11	92% ▲	6	5	83% ▼
BATH IRON WORKS Group Total	12	11	92% ▲	6	5	83% ▼
BERKSHIRE HATHAWAY INSURANCE	MOPs Filed	Timely MOPs	Compliance	NOCs Filed	Timely NOCs	Compliance
CA114 BERKSHIRE HATHAWAY HOMESTATE INSURANCE	No Filings	No Filings	No Filings	No Filings	No Filings	No Filings
Total	No Filings	No Filings	No Filings	No Filings	No Filings	No Filings
BERKSHIRE HATHAWAY INSURANCE Group Total	No Filings	No Filings	No Filings	No Filings	No Filings	No Filings
BROADSPIRE SERVICES	MOPs Filed	Timely MOPs	Compliance	NOCs Filed	Timely NOCs	Compliance
CA040 BROADSPIRE SERVICES	8	6	75%	1	1	100%
Total	8	6	75% ▼	1	1	100% ▲
BROADSPIRE SERVICES Group Total	8	6	75% ▼	1	1	100% ▲
CANNON COCHRAN MANAGEMENT SERVICES	MOPs Filed	Timely MOPs	Compliance	NOCs Filed	Timely NOCs	Compliance
CA070 CANNON COCHRAN MANAGEMENT SERVICES	28	25	89%	16	16	100%
Total	28	25	89% ▲	16	16	100% ▲
CANNON COCHRAN MANAGEMENT SERVICES Group Total	28	25	89% ▲	16	16	100% ▲
CHEROKEE INSURANCE	MOPs Filed	Timely MOPs	Compliance	NOCs Filed	Timely NOCs	Compliance
CA044 CHEROKEE INSURANCE	1	0	0%	No Filings	No Filings	No Filings
Total	1	0	0% ▼	No Filings	No Filings	No Filings
CHEROKEE INSURANCE Group Total	1	0	0% ▼	No Filings	No Filings	No Filings

INSURANCE GROUP COMPLIANCE
Initial MOP and Initial Indemnity NOC Filings
First Quarter
1/1/2019 - 3/31/2019

Insurance Company	Total Initial MOPs Filed	Initial MOPs Filed Timely	Compliance Percentage	Total Initial Indemnity NOCs Filed	Initial Indemnity NOCs Filed Timely	Compliance Percentage
CHUBB INSURANCE	MOPs Filed	Timely MOPs	Compliance	NOCs Filed	Timely NOCs	Compliance
ACE AMERICAN INSURANCE COMPANY	*	*	*	*	*	*
ACE INSURANCE	*	*	*	*	*	*
CA046 CHUBB INSURANCE	*	*	*	*	*	*
CA090 FEDERAL INSURANCE	*	*	*	*	*	*
INDEMNITY INS CO OF NORTH AMERICA	*	*	*	*	*	*
PACIFIC INDEMNITY CO	*	*	*	*	*	*
Total	*	*	*	*	*	*
CHUBB INSURANCE TPA Administered Claims						
CA040 BROADSPIRE SERVICES	No Filings	No Filings	No Filings	No Filings	No Filings	No Filings
CA070 CANNON COCHRAN MANAGEMENT SERVICES	4	4	100%	No Filings	No Filings	No Filings
CA110 CONSTITUTION STATE SERVICES	6	4	67%	2	2	100%
CA116 CORVEL ENTERPRISE COMP	2	0	0%	No Filings	No Filings	No Filings
CA117 COTTINGHAM & BUTLER CLAIMS SERVICES	1	1	100%	No Filings	No Filings	No Filings
CA160 ESIS	8	7	88%	3	3	100%
CA190 GALLAGHER BASSETT SERVICES	8	6	75%	1	1	100%
CA204 HELMSMAN MANAGEMENT SERVICES	1	0	0%	No Filings	No Filings	No Filings
CA300 SEDGWICK CLAIMS MANAGEMENT SERVICES	18	18	100%	13	13	100%
CA340 YORK RISK SERVICES	1	1	100%	No Filings	No Filings	No Filings
TPA Total	49	41	84% ▼	19	19	100% ▲
CHUBB INSURANCE Group Total	49	41	84% ▼	19	19	100% ▲
CIANBRO CORPORATION	MOPs Filed	Timely MOPs	Compliance	NOCs Filed	Timely NOCs	Compliance
CA085 CIANBRO CORPORATION	No Filings	No Filings	No Filings	1	1	100%
Total	No Filings	No Filings	No Filings	1	1	100% ▲
CIANBRO CORPORATION Group Total	No Filings	No Filings	No Filings	1	1	100% ▲
CLAIMS MANAGEMENT (WALMART)	MOPs Filed	Timely MOPs	Compliance	NOCs Filed	Timely NOCs	Compliance
CA100 CLAIMS MANAGEMENT (WALMART)	13	10	77%	15	14	93%
Total	13	10	77% ▼	15	14	93% ▲
CLAIMS MANAGEMENT (WALMART) Group Total	13	10	77% ▼	15	14	93% ▲
CNA INSURANCE	MOPs Filed	Timely MOPs	Compliance	NOCs Filed	Timely NOCs	Compliance
CA050 CONTINENTAL CASUALTY	4	2	50%	No Filings	No Filings	No Filings
Total	4	2	50% ▼	No Filings	No Filings	No Filings
CNA INSURANCE Group Total	4	2	50% ▼	No Filings	No Filings	No Filings
CONSTITUTION STATE SERVICES	MOPs Filed	Timely MOPs	Compliance	NOCs Filed	Timely NOCs	Compliance
CA110 CONSTITUTION STATE SERVICES	6	4	67%	2	2	100%
Total	6	4	67% ▼	2	2	100% ▲
CONSTITUTION STATE SERVICES Group Total	6	4	67% ▼	2	2	100% ▲

INSURANCE GROUP COMPLIANCE
Initial MOP and Initial Indemnity NOC Filings
First Quarter
1/1/2019 - 3/31/2019

Insurance Company	Total Initial MOPs Filed	Initial MOPs Filed Timely	Compliance Percentage	Total Initial Indemnity NOCs Filed	Initial Indemnity NOCs Filed Timely	Compliance Percentage
CORVEL ENTERPRISE COMP	MOPs Filed	Timely MOPs	Compliance	NOCs Filed	Timely NOCs	Compliance
CA116 CORVEL ENTERPRISE COMP	5	2	40%	2	1	50%
Total	5	2	40% ▼	2	1	50% ▼
CORVEL ENTERPRISE COMP Group Total	5	2	40% ▼	2	1	50% ▼
COTTINGHAM & BUTLER CLAIMS SERVICES	MOPs Filed	Timely MOPs	Compliance	NOCs Filed	Timely NOCs	Compliance
CA117 COTTINGHAM & BUTLER CLAIMS SERVICES	4	1	25%	1	0	0%
Total	4	1	25% ▼	1	0	0% ▼
COTTINGHAM & BUTLER CLAIMS SERVICES Group Total	4	1	25% ▼	1	0	0% ▼
CROSS INSURANCE	MOPs Filed	Timely MOPs	Compliance	NOCs Filed	Timely NOCs	Compliance
CA093 CROSS INSURANCE	41	38	93%	71	71	100%
Total	41	38	93% ▲	71	71	100% ▲
CROSS INSURANCE Group Total	41	38	93% ▲	71	71	100% ▲
EASTERN ALLIANCE INSURANCE	MOPs Filed	Timely MOPs	Compliance	NOCs Filed	Timely NOCs	Compliance
CA141 EASTERN ALLIANCE INSURANCE	20	17	85%	2	2	100%
Total	20	17	85% ▲	2	2	100% ▲
EASTERN ALLIANCE INSURANCE Group Total	20	17	85% ▲	2	2	100% ▲
ELECTRIC INSURANCE	MOPs Filed	Timely MOPs	Compliance	NOCs Filed	Timely NOCs	Compliance
CA150 ELECTRIC INSURANCE	*	*	*	*	*	*
Total	*	*	*	*	*	*
ELECTRIC INSURANCE TPA Administered Claims						
CA300 SEDGWICK CLAIMS MANAGEMENT SERVICES	No Filings	No Filings	No Filings	No Filings	No Filings	No Filings
TPA Total	No Filings	No Filings	No Filings	No Filings	No Filings	No Filings
ELECTRIC INSURANCE Group Total	No Filings	No Filings	No Filings	No Filings	No Filings	No Filings
ESIS	MOPs Filed	Timely MOPs	Compliance	NOCs Filed	Timely NOCs	Compliance
CA160 ESIS	27	21	78%	8	7	88%
Total	27	21	78% ▼	8	7	88% ▼
ESIS Group Total	27	21	78% ▼	8	7	88% ▼
FEDERATED MUTUAL INSURANCE	MOPs Filed	Timely MOPs	Compliance	NOCs Filed	Timely NOCs	Compliance
CA091 FEDERATED MUTUAL INSURANCE	4	0	0%	1	1	100%
CA439 FEDERATED RESERVE INSURANCE	No Filings	No Filings	No Filings	1	1	100%
CA092 FEDERATED SERVICE INSURANCE	1	0	0%	No Filings	No Filings	No Filings
Total	5	0	0% ▼	2	2	100% ▲
FEDERATED MUTUAL INSURANCE Group Total	5	0	0% ▼	2	2	100% ▲

INSURANCE GROUP COMPLIANCE
Initial MOP and Initial Indemnity NOC Filings
First Quarter
1/1/2019 - 3/31/2019

Insurance Company	Total Initial MOPs Filed	Initial MOPs Filed Timely	Compliance Percentage	Total Initial Indemnity NOCs Filed	Initial Indemnity NOCs Filed Timely	Compliance Percentage
FRANKENMUTH INSURANCE	MOPs Filed	Timely MOPs	Compliance	NOCs Filed	Timely NOCs	Compliance
CA095 FRANKENMUTH INSURANCE	*	*	*	*	*	*
CA274 PATRIOT INSURANCE	No Filings	No Filings	No Filings	No Filings	No Filings	No Filings
Total	No Filings	No Filings	No Filings	No Filings	No Filings	No Filings
FRANKENMUTH INSURANCE Group Total	No Filings	No Filings	No Filings	No Filings	No Filings	No Filings
FUTURECOMP	MOPs Filed	Timely MOPs	Compliance	NOCs Filed	Timely NOCs	Compliance
CA175 FUTURECOMP	10	10	100%	13	13	100%
Total	10	10	100% ▲	13	13	100% ▲
FUTURECOMP Group Total	10	10	100% ▲	13	13	100% ▲
GALLAGHER BASSETT SERVICES	MOPs Filed	Timely MOPs	Compliance	NOCs Filed	Timely NOCs	Compliance
CA190 GALLAGHER BASSETT SERVICES	47	41	87%	13	12	92%
Total	47	41	87% ▲	13	12	92% ▲
GALLAGHER BASSETT SERVICES Group Total	47	41	87% ▲	13	12	92% ▲
GREAT AMERICAN INSURANCE	MOPs Filed	Timely MOPs	Compliance	NOCs Filed	Timely NOCs	Compliance
CA192 GREAT AMERICAN ALLIANCE INSURANCE	No Filings	No Filings	No Filings	No Filings	No Filings	No Filings
Total	No Filings	No Filings	No Filings	No Filings	No Filings	No Filings
GREAT AMERICAN INSURANCE TPA Administered Claims						
CA323 THE AMERICAN EQUITY UNDERWRITERS	No Filings	No Filings	No Filings	No Filings	No Filings	No Filings
TPA Total	No Filings	No Filings	No Filings	No Filings	No Filings	No Filings
GREAT AMERICAN INSURANCE Group Total	No Filings	No Filings	No Filings	No Filings	No Filings	No Filings
GREAT FALLS INSURANCE	MOPs Filed	Timely MOPs	Compliance	NOCs Filed	Timely NOCs	Compliance
GREAT FALLS INSURANCE	*	*	*	*	*	*
Total	*	*	*	*	*	*
GREAT FALLS INSURANCE TPA Administered Claims						
CA070 CANNON COCHRAN MANAGEMENT SERVICES	No Filings	No Filings	No Filings	No Filings	No Filings	No Filings
TPA Total	No Filings	No Filings	No Filings	No Filings	No Filings	No Filings
GREAT FALLS INSURANCE Group Total	No Filings	No Filings	No Filings	No Filings	No Filings	No Filings
GREAT WEST INSURANCE	MOPs Filed	Timely MOPs	Compliance	NOCs Filed	Timely NOCs	Compliance
CA196 GREAT WEST INSURANCE	2	1	50%	No Filings	No Filings	No Filings
Total	2	1	50% ▼	No Filings	No Filings	No Filings
GREAT WEST INSURANCE Group Total	2	1	50% ▼	No Filings	No Filings	No Filings

INSURANCE GROUP COMPLIANCE
Initial MOP and Initial Indemnity NOC Filings
First Quarter
1/1/2019 - 3/31/2019

Insurance Company	Total Initial MOPs Filed	Initial MOPs Filed Timely	Compliance Percentage	Total Initial Indemnity NOCs Filed	Initial Indemnity NOCs Filed Timely	Compliance Percentage
GUARD INSURANCE	MOPs Filed	Timely MOPs	Compliance	NOCs Filed	Timely NOCs	Compliance
CA019 AMGUARD INSURANCE	2	1	50%	No Filings	No Filings	No Filings
CA140 EASTGUARD INSURANCE	1	1	100%	No Filings	No Filings	No Filings
CA272 NORGUARD INSURANCE	2	2	100%	No Filings	No Filings	No Filings
Total	5	4	80% ▼	No Filings	No Filings	No Filings
GUARD INSURANCE Group Total	5	4	80% ▼	No Filings	No Filings	No Filings
HANNAFORD BROTHERS	MOPs Filed	Timely MOPs	Compliance	NOCs Filed	Timely NOCs	Compliance
CA201 HANNAFORD BROTHERS	22	11	50%	13	11	85%
Total	22	11	50% ▼	13	11	85% ▼
HANNAFORD BROTHERS Group Total	22	11	50% ▼	13	11	85% ▼
HANOVER INSURANCE	MOPs Filed	Timely MOPs	Compliance	NOCs Filed	Timely NOCs	Compliance
CA428 ALLMERICA FINANCIAL BENEFIT INSURANCE	1	1	100%	No Filings	No Filings	No Filings
CA048 CITIZENS INSURANCE COMPANY OF AMERICA	2	1	50%	1	0	0%
CA202 HANOVER INSURANCE	2	0	0%	No Filings	No Filings	No Filings
CA228 MASSACHUSETTS BAY INSURANCE	2	2	100%	1	1	100%
Total	7	4	57% ▼	2	1	50% ▼
HANOVER INSURANCE Group Total	7	4	57% ▼	2	1	50% ▼
HARTFORD INSURANCE	MOPs Filed	Timely MOPs	Compliance	NOCs Filed	Timely NOCs	Compliance
CA188 HARTFORD ACCIDENT & INDEMNITY	No Filings	No Filings	No Filings	No Filings	No Filings	No Filings
CA203 HARTFORD FIRE INSURANCE	2	1	50%	No Filings	No Filings	No Filings
CA186 HARTFORD INSURANCE COMPANY OF THE MIDWEST	3	2	67%	1	1	100%
CA187 HARTFORD UNDERWRITERS INSURANCE	5	4	80%	No Filings	No Filings	No Filings
CA288 PROPERTY & CASUALTY INSURANCE COMPANY OF HARTFORD	9	9	100%	2	2	100%
CA296 SENTINEL INSURANCE	2	2	100%	1	1	100%
CA319 TRUMBULL INSURANCE	2	2	100%	3	2	67%
CA321 TWIN CITY FIRE INSURANCE	No Filings	No Filings	No Filings	No Filings	No Filings	No Filings
Total	23	20	87% ▲	7	6	86% ▼
HARTFORD INSURANCE TPA Administered Claims						
CA116 CORVEL ENTERPRISE COMP	No Filings	No Filings	No Filings	No Filings	No Filings	No Filings
CA300 SEDGWICK CLAIMS MANAGEMENT SERVICES	1	1	100%	1	1	100%
CA280 TRISTAR RISK ENTERPRISE MANAGEMENT	1	0	0%	No Filings	No Filings	No Filings
CA340 YORK RISK SERVICES	*	*	*	*	*	*
TPA Total	2	1	50% ▼	1	1	100% ▲
HARTFORD INSURANCE Group Total	25	21	84% ▼	8	7	88% ▼

INSURANCE GROUP COMPLIANCE
Initial MOP and Initial Indemnity NOC Filings
First Quarter
1/1/2019 - 3/31/2019

Insurance Company	Total Initial MOPs Filed	Initial MOPs Filed Timely	Compliance Percentage	Total Initial Indemnity NOCs Filed	Initial Indemnity NOCs Filed Timely	Compliance Percentage
HELMSMAN MANAGEMENT SERVICES	MOPs Filed	Timely MOPs	Compliance	NOCs Filed	Timely NOCs	Compliance
CA204 HELMSMAN MANAGEMENT SERVICES	6	5	83%	5	3	60%
Total	6	5	83% ▼	5	3	60% ▼
HELMSMAN MANAGEMENT SERVICES Group Total	6	5	83% ▼	5	3	60% ▼
LIBERTY MUTUAL INSURANCE	MOPs Filed	Timely MOPs	Compliance	NOCs Filed	Timely NOCs	Compliance
CA003 AMERICAN FIRE & CASUALTY INSURANCE	3	1	33%	1	1	100%
CA380 EMPLOYERS INSURANCE OF WAUSAU	1	0	0%	No Filings	No Filings	No Filings
CA210 LIBERTY MUTUAL INSURANCE	16	13	81%	14	11	79%
CA406 OHIO CASUALTY INSURANCE	1	0	0%	1	1	100%
CA407 OHIO SECURITY INSURANCE	3	3	100%	No Filings	No Filings	No Filings
CA408 WEST AMERICAN INSURANCE	1	1	100%	1	1	100%
Total	25	18	72% ▼	17	14	82% ▼
LIBERTY MUTUAL INSURANCE Group Total	25	18	72% ▼	17	14	82% ▼
MAINE AUTOMOBILE DEALERS ASSOCIATION	MOPs Filed	Timely MOPs	Compliance	NOCs Filed	Timely NOCs	Compliance
CA220 MAINE AUTOMOBILE DEALERS ASSOCIATION	17	16	94%	3	3	100%
Total	17	16	94% ▲	3	3	100% ▲
MAINE AUTOMOBILE DEALERS ASSOCIATION Group Total	17	16	94% ▲	3	3	100% ▲
MAINE EMPLOYERS' MUTUAL INSURANCE	MOPs Filed	Timely MOPs	Compliance	NOCs Filed	Timely NOCs	Compliance
CA260 MAINE EMPLOYERS' MUTUAL INSURANCE	363	317	87%	263	242	92%
Total	363	317	87% ▲	263	242	92% ▲
MAINE EMPLOYERS' MUTUAL INSURANCE TPA Administered Claims						
CA070 CANNON COCHRAN MANAGEMENT SERVICES	No Filings	No Filings	No Filings	1	1	100%
TPA Total	No Filings	No Filings	No Filings	1	1	100% ▲
MAINE EMPLOYERS' MUTUAL INSURANCE Group Total	363	317	87% ▲	264	243	92% ▲
MAINE HEALTHCARE ASSOCIATION	MOPs Filed	Timely MOPs	Compliance	NOCs Filed	Timely NOCs	Compliance
CA234 MAINE HEALTHCARE ASSOCIATION	8	5	63%	3	3	100%
Total	8	5	63% ▼	3	3	100% ▲
MAINE HEALTHCARE ASSOCIATION Group Total	8	5	63% ▼	3	3	100% ▲
MAINE MOTOR TRANSPORT ASSOCIATION	MOPs Filed	Timely MOPs	Compliance	NOCs Filed	Timely NOCs	Compliance
CA230 MAINE MOTOR TRANSPORT ASSOCIATION	11	11	100%	10	10	100%
Total	11	11	100% ▲	10	10	100% ▲
MAINE MOTOR TRANSPORT ASSOCIATION Group Total	11	11	100% ▲	10	10	100% ▲

INSURANCE GROUP COMPLIANCE
Initial MOP and Initial Indemnity NOC Filings
First Quarter
1/1/2019 - 3/31/2019

Insurance Company	Total Initial MOPs Filed	Initial MOPs Filed Timely	Compliance Percentage	Total Initial Indemnity NOCs Filed	Initial Indemnity NOCs Filed Timely	Compliance Percentage
MAINE MUNICIPAL ASSOCIATION	MOPs Filed	Timely MOPs	Compliance	NOCs Filed	Timely NOCs	Compliance
CA225 MAINE MUNICIPAL ASSOCIATION	66	64	97%	55	54	98%
Total	66	64	97% ▲	55	54	98% ▲
MAINE MUNICIPAL ASSOCIATION Group Total	66	64	97% ▲	55	54	98% ▲
MAINE SCHOOL MANAGEMENT ASSOCIATION	MOPs Filed	Timely MOPs	Compliance	NOCs Filed	Timely NOCs	Compliance
CA250 MAINE SCHOOL MANAGEMENT ASSOCIATION	26	22	85%	17	17	100%
Total	26	22	85% ▲	17	17	100% ▲
MAINE SCHOOL MANAGEMENT ASSOCIATION Group Total	26	22	85% ▲	17	17	100% ▲
MEADOWBROOK INSURANCE	MOPs Filed	Timely MOPs	Compliance	NOCs Filed	Timely NOCs	Compliance
CA255 MEADOWBROOK INSURANCE	No Filings	No Filings	No Filings	No Filings	No Filings	No Filings
Total	No Filings	No Filings	No Filings	No Filings	No Filings	No Filings
MEADOWBROOK INSURANCE Group Total	No Filings	No Filings	No Filings	No Filings	No Filings	No Filings
MITSUI SUMITOMO INS CO OF AMERICA	MOPs Filed	Timely MOPs	Compliance	NOCs Filed	Timely NOCs	Compliance
MITSUI SUMITOMO INS CO OF AMERICA	*	*	*	*	*	*
Total	*	*	*	*	*	*
MITSUI SUMITOMO INS CO OF AMERICA TPA Administered Claims	MOPs Filed	Timely MOPs	Compliance	NOCs Filed	Timely NOCs	Compliance
CA070 CANNON COCHRAN MANAGEMENT SERVICES	2	1	50%	No Filings	No Filings	No Filings
TPA Total	2	1	50% ▼	No Filings	No Filings	No Filings
MITSUI SUMITOMO INS CO OF AMERICA Group Total	2	1	50% ▼	No Filings	No Filings	No Filings
NATIONAL INTERSTATE INSURANCE	MOPs Filed	Timely MOPs	Compliance	NOCs Filed	Timely NOCs	Compliance
CA267 NATIONAL INTERSTATE INSURANCE COMPANY	1	1	100%	No Filings	No Filings	No Filings
Total	1	1	100% ▲	No Filings	No Filings	No Filings
NATIONAL INTERSTATE INSURANCE Group Total	1	1	100% ▲	No Filings	No Filings	No Filings
NEXT LEVEL ADMINISTRATOR LLC	MOPs Filed	Timely MOPs	Compliance	NOCs Filed	Timely NOCs	Compliance
CA433 NEXT LEVEL ADMINISTRATOR LLC	1	0	0%	No Filings	No Filings	No Filings
Total	1	0	0% ▼	No Filings	No Filings	No Filings
NEXT LEVEL ADMINISTRATOR LLC Group Total	1	0	0% ▼	No Filings	No Filings	No Filings
NGM INSURANCE	MOPs Filed	Timely MOPs	Compliance	NOCs Filed	Timely NOCs	Compliance
CA265 NGM INSURANCE	No Filings	No Filings	No Filings	No Filings	No Filings	No Filings
Total	No Filings	No Filings	No Filings	No Filings	No Filings	No Filings
NGM INSURANCE Group Total	No Filings	No Filings	No Filings	No Filings	No Filings	No Filings
NORTH RIVER INSURANCE	MOPs Filed	Timely MOPs	Compliance	NOCs Filed	Timely NOCs	Compliance
CA257 NORTH RIVER INSURANCE	1	0	0%	No Filings	No Filings	No Filings
Total	1	0	0% ▼	No Filings	No Filings	No Filings
NORTH RIVER INSURANCE Group Total	1	0	0% ▼	No Filings	No Filings	No Filings

INSURANCE GROUP COMPLIANCE
Initial MOP and Initial Indemnity NOC Filings
First Quarter
1/1/2019 - 3/31/2019

Insurance Company	Total Initial MOPs Filed	Initial MOPs Filed Timely	Compliance Percentage	Total Initial Indemnity NOCs Filed	Initial Indemnity NOCs Filed Timely	Compliance Percentage
OLD REPUBLIC INSURANCE	MOPs Filed	Timely MOPs	Compliance	NOCs Filed	Timely NOCs	Compliance
OLD REPUBLIC GENERAL INSURANCE CORP.	*	*	*	*	*	*
OLD REPUBLIC INSURANCE	*	*	*	*	*	*
Total	*	*	*	*	*	*
OLD REPUBLIC INSURANCE TPA Administered Claims						
CA070 CANNON COCHRAN MANAGEMENT SERVICES	6	6	100%	4	4	100%
CA110 CONSTITUTION STATE SERVICES	No Filings	No Filings	No Filings	No Filings	No Filings	No Filings
CA116 CORVEL ENTERPRISE COMP	1	1	100%	No Filings	No Filings	No Filings
CA160 ESIS	No Filings	No Filings	No Filings	No Filings	No Filings	No Filings
CA190 GALLAGHER BASSETT SERVICES	2	1	50%	No Filings	No Filings	No Filings
CA204 HELMSMAN MANAGEMENT SERVICES	1	1	100%	No Filings	No Filings	No Filings
CA300 SEDGWICK CLAIMS MANAGEMENT SERVICES	2	1	50%	No Filings	No Filings	No Filings
TPA Total	12	10	83% ▼	4	4	100% ▲
OLD REPUBLIC INSURANCE Group Total	12	10	83% ▼	4	4	100% ▲
PENNSYLVANIA MFG ASSN	MOPs Filed	Timely MOPs	Compliance	NOCs Filed	Timely NOCs	Compliance
MANUFACTURERS ALLIANCE INSURANCE	*	*	*	*	*	*
PENNSYLVANIA MFG ASSN	*	*	*	*	*	*
PENNSYLVANIA MFG INDEMNITY CO	*	*	*	*	*	*
Total	*	*	*	*	*	*
PENNSYLVANIA MFG ASSN TPA Administered Claims						
CA190 GALLAGHER BASSETT SERVICES	2	1	50%	No Filings	No Filings	No Filings
CA323 THE AMERICAN EQUITY UNDERWRITERS	No Filings	No Filings	No Filings	No Filings	No Filings	No Filings
TPA Total	2	1	50% ▼	No Filings	No Filings	No Filings
PENNSYLVANIA MFG ASSN Group Total	2	1	50% ▼	No Filings	No Filings	No Filings
PROTECTIVE INSURANCE	MOPs Filed	Timely MOPs	Compliance	NOCs Filed	Timely NOCs	Compliance
CA277 PROTECTIVE INSURANCE COMPANY	*	*	*	*	*	*
Total	*	*	*	*	*	*
PROTECTIVE INSURANCE TPA Administered Claims						
CA320 SYNERNET	*	*	*	*	*	*
CA340 YORK RISK SERVICES	1	0	0%	No Filings	No Filings	No Filings
TPA Total	1	0	0% ▼	No Filings	No Filings	No Filings
PROTECTIVE INSURANCE Group Total	1	0	0% ▼	No Filings	No Filings	No Filings

INSURANCE GROUP COMPLIANCE
Initial MOP and Initial Indemnity NOC Filings
First Quarter
1/1/2019 - 3/31/2019

Insurance Company	Total Initial MOPs Filed	Initial MOPs Filed Timely	Compliance Percentage	Total Initial Indemnity NOCs Filed	Initial Indemnity NOCs Filed Timely	Compliance Percentage
QBE INSURANCE GROUP	MOPs Filed	Timely MOPs	Compliance	NOCs Filed	Timely NOCs	Compliance
QBE INSURANCE GROUP	*	*	*	*	*	*
Total	*	*	*	*	*	*
QBE INSURANCE GROUP TPA Administered Claims						
CA300 SEDGWICK CLAIMS MANAGEMENT SERVICES	3	3	100%	2	2	100%
TPA Total	3	3	100% ▲	2	2	100% ▲
QBE INSURANCE GROUP Group Total	3	3	100% ▲	2	2	100% ▲
SAFETY NATIONAL CASUALTY CORP	MOPs Filed	Timely MOPs	Compliance	NOCs Filed	Timely NOCs	Compliance
SAFETY NATIONAL CASUALTY CORP	*	*	*	*	*	*
Total	*	*	*	*	*	*
SAFETY NATIONAL CASUALTY CORP TPA Administered Claims						
CA040 BROADSPIRE SERVICES	2	1	50%	No Filings	No Filings	No Filings
CA116 CORVEL ENTERPRISE COMP	2	1	50%	1	1	100%
CA190 GALLAGHER BASSETT SERVICES	4	4	100%	2	2	100%
CA300 SEDGWICK CLAIMS MANAGEMENT SERVICES	3	3	100%	4	4	100%
CA340 YORK RISK SERVICES	No Filings	No Filings	No Filings	No Filings	No Filings	No Filings
TPA Total	11	9	82% ▼	7	7	100% ▲
SAFETY NATIONAL CASUALTY CORP Group Total	11	9	82% ▼	7	7	100% ▲
SEDGWICK CLAIMS MANAGEMENT SERVICES	MOPs Filed	Timely MOPs	Compliance	NOCs Filed	Timely NOCs	Compliance
CA300 SEDGWICK CLAIMS MANAGEMENT SERVICES	48	46	96%	37	37	100%
Total	48	46	96% ▲	37	37	100% ▲
SEDGWICK CLAIMS MANAGEMENT SERVICES Group Total	48	46	96% ▲	37	37	100% ▲
SENTRY INSURANCE	MOPs Filed	Timely MOPs	Compliance	NOCs Filed	Timely NOCs	Compliance
CA402 SENTRY CASUALTY	13	13	100%	4	4	100%
CA305 SENTRY INSURANCE	1	1	100%	No Filings	No Filings	No Filings
CA308 SENTRY SELECT INSURANCE	No Filings	No Filings	No Filings	No Filings	No Filings	No Filings
Total	14	14	100% ▲	4	4	100% ▲
SENTRY INSURANCE Group Total	14	14	100% ▲	4	4	100% ▲
SOMPO JAPAN INSURANCE	MOPs Filed	Timely MOPs	Compliance	NOCs Filed	Timely NOCs	Compliance
SOMPO JAPAN INSURANCE COMPANY OF AMERICA	*	*	*	*	*	*
Total	*	*	*	*	*	*
SOMPO JAPAN INSURANCE TPA Administered Claims						
CA190 GALLAGHER BASSETT SERVICES	No Filings	No Filings	No Filings	No Filings	No Filings	No Filings
TPA Total	No Filings	No Filings	No Filings	No Filings	No Filings	No Filings
SOMPO JAPAN INSURANCE Group Total	No Filings	No Filings	No Filings	No Filings	No Filings	No Filings

INSURANCE GROUP COMPLIANCE
Initial MOP and Initial Indemnity NOC Filings
First Quarter
1/1/2019 - 3/31/2019

Insurance Company	Total Initial MOPs Filed	Initial MOPs Filed Timely	Compliance Percentage	Total Initial Indemnity NOCs Filed	Initial Indemnity NOCs Filed Timely	Compliance Percentage
STARR INDEMNITY INSURANCE	MOPs Filed	Timely MOPs	Compliance	NOCs Filed	Timely NOCs	Compliance
STARR INDEMNITY INSURANCE	*	*	*	*	*	*
Total	*	*	*	*	*	*
STARR INDEMNITY INSURANCE TPA Administered Claims						
CA190 GALLAGHER BASSETT SERVICES	2	2	100%	2	2	100%
CA300 SEDGWICK CLAIMS MANAGEMENT SERVICES	1	1	100%	No Filings	No Filings	No Filings
TPA Total	3	3	100% ▲	2	2	100% ▲
STARR INDEMNITY INSURANCE Group Total	3	3	100% ▲	2	2	100% ▲
STATE OF MAINE WORKERS' COMPENSATION TRUST	MOPs Filed	Timely MOPs	Compliance	NOCs Filed	Timely NOCs	Compliance
CA307 STATE OF MAINE WORKERS' COMPENSATION TRUST	30	28	93%	29	29	100%
Total	30	28	93% ▲	29	29	100% ▲
STATE OF MAINE WORKERS' COMPENSATION TRUST Group Total	30	28	93% ▲	29	29	100% ▲
SYNERNET	MOPs Filed	Timely MOPs	Compliance	NOCs Filed	Timely NOCs	Compliance
CA320 SYNERNET	28	27	96%	41	39	95%
Total	28	27	96% ▲	41	39	95% ▲
SYNERNET Group Total	28	27	96% ▲	41	39	95% ▲
THE AMERICAN EQUITY UNDERWRITERS	MOPs Filed	Timely MOPs	Compliance	NOCs Filed	Timely NOCs	Compliance
CA323 THE AMERICAN EQUITY UNDERWRITERS	No Filings	No Filings	No Filings	No Filings	No Filings	No Filings
Total	No Filings	No Filings	No Filings	No Filings	No Filings	No Filings
THE AMERICAN EQUITY UNDERWRITERS Group Total	No Filings	No Filings	No Filings	No Filings	No Filings	No Filings
TRAVELERS INSURANCE	MOPs Filed	Timely MOPs	Compliance	NOCs Filed	Timely NOCs	Compliance
CA072 CHARTER OAK FIRE INSURANCE	10	4	40%	12	8	67%
CA164 FARMINGTON CASUALTY	1	0	0%	No Filings	No Filings	No Filings
CA284 PHOENIX INSURANCE	1	1	100%	1	1	100%
CA306 STANDARD FIRE INSURANCE	4	2	50%	2	2	100%
CA348 TRAVELERS CASUALTY INSURANCE COMPANY OF AMERICA	2	1	50%	No Filings	No Filings	No Filings
CA349 TRAVELERS COMMERCIAL CASUALTY	2	1	50%	2	1	50%
CA346 TRAVELERS INDEMNITY COMPANY OF AMERICA	No Filings	No Filings	No Filings	2	2	100%
Total	20	9	45% ▼	19	14	74% ▼
TRAVELERS INSURANCE TPA Administered Claims						
CA190 GALLAGHER BASSETT SERVICES	No Filings	No Filings	No Filings	1	1	100%
CA300 SEDGWICK CLAIMS MANAGEMENT SERVICES	No Filings	No Filings	No Filings	No Filings	No Filings	No Filings
CA340 YORK RISK SERVICES	No Filings	No Filings	No Filings	No Filings	No Filings	No Filings
TPA Total	No Filings	No Filings	No Filings	1	1	100% ▲
TRAVELERS INSURANCE Group Total	20	9	45% ▼	20	15	75% ▼

Maine Workers' Compensation Board
Initial MOP Filing Benchmark: 85%
Initial Indemnity NOC Benchmark: 90%

* Indicates no claims activity
▲ Indicates benchmark met or exceeded
▼ Indicates benchmark not met

INSURANCE GROUP COMPLIANCE
Initial MOP and Initial Indemnity NOC Filings
First Quarter
1/1/2019 - 3/31/2019

Insurance Company	Total Initial MOPs Filed	Initial MOPs Filed Timely	Compliance Percentage	Total Initial Indemnity NOCs Filed	Initial Indemnity NOCs Filed Timely	Compliance Percentage
TRISTAR RISK ENTERPRISE MANAGEMENT	MOPs Filed	Timely MOPs	Compliance	NOCs Filed	Timely NOCs	Compliance
CA280 TRISTAR RISK ENTERPRISE MANAGEMENT	1	0	0%	No Filings	No Filings	No Filings
Total	1	0	0% ▼	No Filings	No Filings	No Filings
TRISTAR RISK ENTERPRISE MANAGEMENT Group Total	1	0	0% ▼	No Filings	No Filings	No Filings
TYSON FOODS INC	MOPs Filed	Timely MOPs	Compliance	NOCs Filed	Timely NOCs	Compliance
CA435 TYSON FOODS INC	3	2	67%	No Filings	No Filings	No Filings
Total	3	2	67% ▼	No Filings	No Filings	No Filings
TYSON FOODS INC Group Total	3	2	67% ▼	No Filings	No Filings	No Filings
VANLINER INSURANCE	MOPs Filed	Timely MOPs	Compliance	NOCs Filed	Timely NOCs	Compliance
CA379 VANLINER INSURANCE	1	1	100%	No Filings	No Filings	No Filings
Total	1	1	100% ▲	No Filings	No Filings	No Filings
VANLINER INSURANCE Group Total	1	1	100% ▲	No Filings	No Filings	No Filings
WORK FIRST CASUALTY	MOPs Filed	Timely MOPs	Compliance	NOCs Filed	Timely NOCs	Compliance
CA040 BROADSPIRE SERVICES	No Filings	No Filings	No Filings	No Filings	No Filings	No Filings
Total	No Filings	No Filings	No Filings	No Filings	No Filings	No Filings
WORK FIRST CASUALTY Group Total	No Filings	No Filings	No Filings	No Filings	No Filings	No Filings
XL INSURANCE	MOPs Filed	Timely MOPs	Compliance	NOCs Filed	Timely NOCs	Compliance
CA317 T.H.E. INSURANCE	No Filings	No Filings	No Filings	No Filings	No Filings	No Filings
CA384 XL INSURANCE	*	*	*	*	*	*
Total	No Filings	No Filings	No Filings	No Filings	No Filings	No Filings
XL INSURANCE TPA Administered Claims						
CA190 GALLAGHER BASSETT SERVICES	11	10	91%	2	2	100%
CA300 SEDGWICK CLAIMS MANAGEMENT SERVICES	3	3	100%	3	3	100%
TPA Total	14	13	93% ▲	5	5	100% ▲
XL INSURANCE Group Total	14	13	93% ▲	5	5	100% ▲
YORK RISK SERVICES	MOPs Filed	Timely MOPs	Compliance	NOCs Filed	Timely NOCs	Compliance
CA340 YORK RISK SERVICES	3	2	67%	No Filings	No Filings	No Filings
Total	3	2	67% ▼	No Filings	No Filings	No Filings
YORK RISK SERVICES Group Total	3	2	67% ▼	No Filings	No Filings	No Filings

INSURANCE GROUP COMPLIANCE
 Initial MOP and Initial Indemnity NOC Filings
 First Quarter
 1/1/2019 - 3/31/2019

Insurance Company	Total Initial MOPs Filed	Initial MOPs Filed Timely	Compliance Percentage	Total Initial Indemnity NOCs Filed	Initial Indemnity NOCs Filed Timely	Compliance Percentage
ZURICH INSURANCE	MOPs Filed	Timely MOPs	Compliance	NOCs Filed	Timely NOCs	Compliance
CA022 AMERICAN ZURICH	4	4	100%	2	2	100%
CA400 ZURICH AMERICAN INSURANCE	3	2	67%	1	1	100%
CA404 ZURICH AMERICAN INSURANCE COMPANY OF ILLINOIS	No Filings	No Filings	No Filings	No Filings	No Filings	No Filings
Total	7	6	86% ▲	3	4	133% ▲
ZURICH INSURANCE TPA Administered Claims						
CA116 CORVEL ENTERPRISE COMP	No Filings	No Filings	No Filings	1	0	0%
CA160 ESIS	1	0	0%	No Filings	No Filings	No Filings
CA190 GALLAGHER BASSETT SERVICES	9	9	100%	No Filings	No Filings	No Filings
CA204 HELMSMAN MANAGEMENT SERVICES	No Filings	No Filings	No Filings	1	1	100%
CA300 SEDGWICK CLAIMS MANAGEMENT SERVICES	No Filings	No Filings	No Filings	1	1	100%
CA340 YORK RISK SERVICES	*	*	*	*	*	*
TPA Total	10	9	90% ▲	3	2	67% ▼
ZURICH INSURANCE Group Total	17	15	88% ▲	6	6	100% ▲