



QUARTERLY COMPLIANCE REPORT

STATE OF MAINE
WORKERS' COMPENSATION BOARD

First Quarter 2017
January 1, 2017 - March 31, 2017

Office of Monitoring, Audit &
Enforcement

Paul H. Sighinolfi, Esq.
Executive Director/Chair

27 State House Station
Augusta, Maine 04333-0027
207.287.3751

**State of Maine
Workers' Compensation Board
Quarterly Compliance Report
Fourth Quarter 2016**

Table of Contents

1.	Executive Summary	Pages 1-2
2.	Lost Time First Report of Injury Filings	Page 3
3.	Initial Indemnity Payments	Page 4
4.	Initial Memorandum of Payment Filings	Page 5
5.	Initial Indemnity Notice of Controversy Filings	Page 6
6.	Wage Information	Page 7

Table of Charts

1.	Lost Time First Report of Injury Filings Timeliness Distribution	Page 3
2.	Lost Time First Report of Injury Filings Quarterly Compliance	Page 3
3.	Lost Time First Report of Injury Filings Compliance Trend	Page 3
4.	Initial Indemnity Payments Timeliness Distribution	Page 4
5.	Initial Indemnity Payments Quarterly Compliance	Page 4
6.	Initial Indemnity Payments Compliance Trend	Page 4
7.	Initial Memorandum of Payment Filings Timeliness Distribution	Page 5
8.	Initial Memorandum of Payment Filings Quarterly Compliance	Page 5
9.	Initial Memorandum of Payment Filings Compliance Trend	Page 5
10.	Initial Indemnity Notice of Controversy Filings Timeliness Distribution	Page 6
11.	Initial Indemnity Notice of Controversy Filings Quarterly Compliance	Page 6
12.	Initial Indemnity Notice of Controversy Filings Compliance Trend	Page 6
13.	Wage Information Wage Statement Timeliness Distribution	Page 7
14.	Wage Information Fringe Benefits Worksheet(s) Timeliness Distribution	Page 7

Appendices

A.	Insurance Group Compliance	Pages A1-A12
	Lost Time FROI Filings and Initial Indemnity Payments	
B.	Insurance Group Compliance	Pages B1-B12
	Initial MOP and Initial Indemnity NOC Filings	

Executive Summary

On August 28, 2017, the Maine Workers' Compensation Board of Directors approved the First Quarter 2017 Compliance Report (1/1/2017-3/31/2017). This report represents the efforts of the Office of Monitoring, Audit and Enforcement and insurers, self-insurers, and third-party administrators (collectively "insurers").

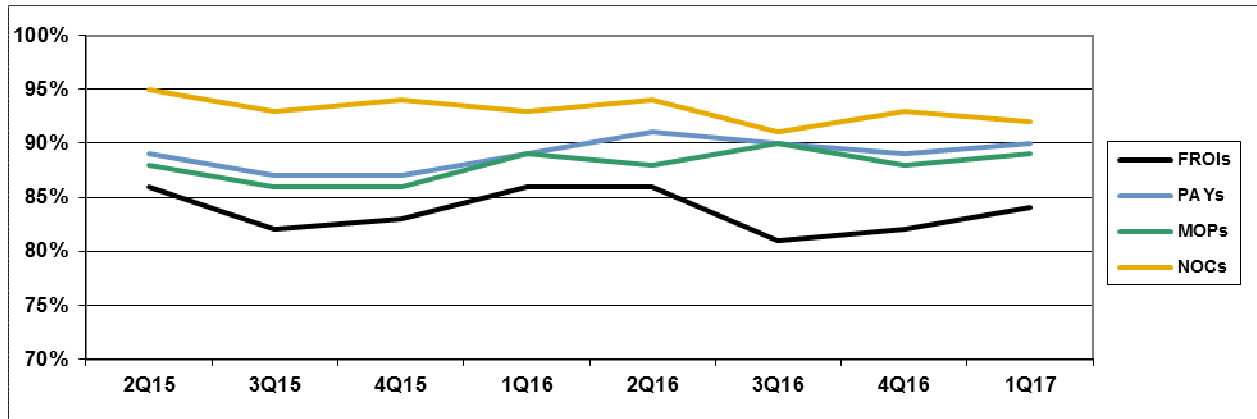
I. COMPLIANCE OVERVIEW

The Reconciliation Report was sent to 92 insurers on April 21, 2017; 61 responded, 22 were not required to respond and 9 did not respond.

The 1Q17 report represents results based upon data received by May 26, 2017. The results are:

	Number of Days	Benchmark	2Q15	3Q15	4Q15	1Q16	2Q16	3Q16	4Q16	1Q17
FROIs	7	85%	86%	82%	83%	86%	86%	81%	82%	84%
PAYs	14	87%	89%	87%	87%	89%	91%	90%	89%	90%
MOPs	17	85%	88%	86%	86%	89%	88%	90%	88%	89%
NOCs	14	90%	95%	93%	94%	93%	94%	91%	93%	92%

Compliance Benchmark Tracking



II. CAVEATS & EXPLANATIONS

A. General

- Question marks (“?”) within this report indicate that the insurer did not provide all of the data required to measure compliance in that particular area.

B. Lost Time First Report of Injury (FROI) Filings

- Compliance with this benchmark exists when the FROI is filed (accepted EDI transaction, with or without errors) within 7 days after the employer receives notice or knowledge of an employee injury that has caused the employee to lose a day’s work.

C. Initial Indemnity Payments (PAYs)

- Compliance with this benchmark exists when the check is mailed within the later of (i) 14 days after the employer’s notice or knowledge of incapacity or (ii) the first day of compensability plus 6 days.
- If an employer continues to pay the employee’s salary, payments are deemed timely for purposes of compliance if made consistent with the employer’s usual payroll practice.

D. Initial Memorandum of Payment (MOP) Filings

- Compliance with this benchmark exists when the MOP is received within 17 days of the employer’s notice or knowledge of incapacity.

E. Initial Indemnity Notice of Controversy (NOC) Filings

- Compliance with this benchmark exists when the NOC is filed (accepted EDI transaction, with or without errors) within 14 days after the employer receives notice or knowledge of the incapacity or death. Measurement excludes filings submitted with full denial reason codes 3A-3H (No Coverage).

III. COMPLETED AUDITS

The Board conducts compliance audits of insurers to ensure that all obligations under the Workers’ Compensation Act are met. The functions of the audit program include, but are not limited to: ensuring that all reporting requirements of the Board are met, auditing the timeliness of benefit payments, auditing the accuracy of indemnity payments, evaluating claims-handling techniques, and determining whether claims are unreasonably contested.

The following had an audit completed in the 1Q17:

Auditee (alpha order)	Total Penalties
Sompo Japan Insurance Company of America	\$200.00

LOST TIME FIRST REPORT OF INJURY FILINGS

Chart 1: Timeliness Distribution



Table 1: Received Within

0-7 Days	3,044	84%
8-14 Days	298	8%
15-29 Days	163	4%
30+ Days	118	3%
? Days	0	0%
Total	3,623	100%

*The percentages may not always add to 100% due to rounding

Chart 2: Quarterly Compliance

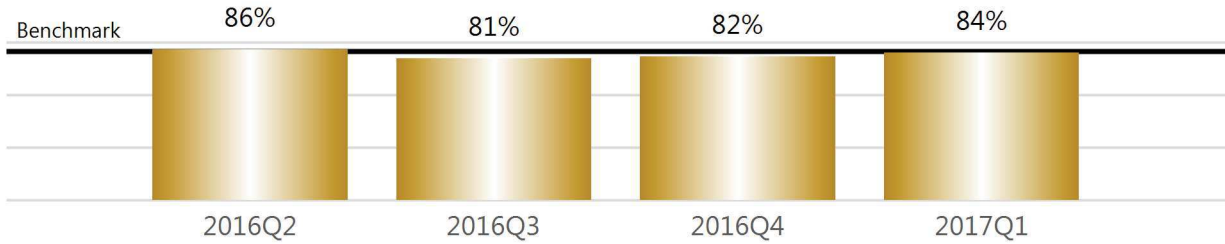
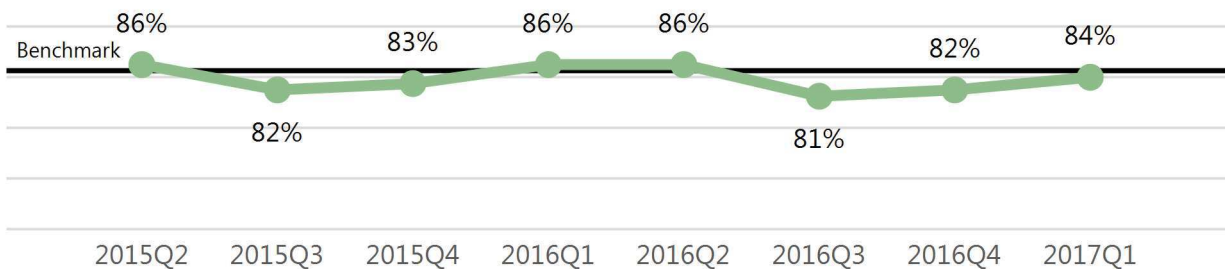


Chart 3: Compliance Trend



INITIAL INDEMNITY PAYMENTS

Chart 4: Timeliness Distribution

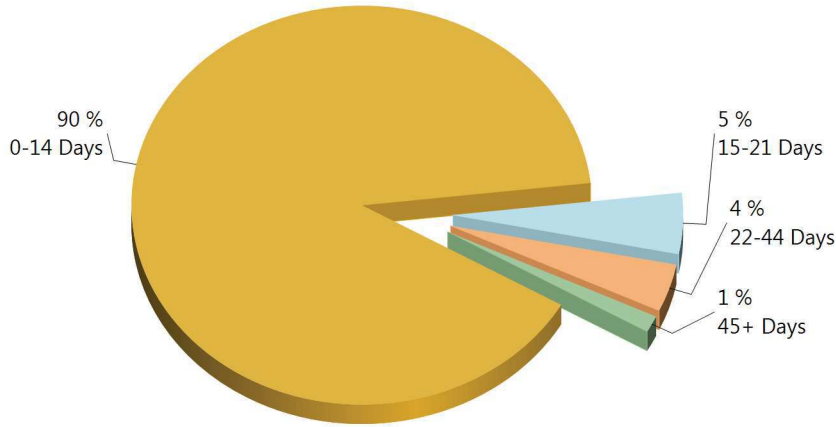


Table 2: Made Within

0-14 Days	1,003	90%
15-21 Days	55	5%
22-44 Days	43	4%
45+ Days	15	1%
? Days	1	0%
Total	1,117	100%

*The percentages may not always add to 100% due to rounding

Initial indemnity payments are monitored to ensure that payments are initiated within the time limits established in Section 205. As a result of these efforts, \$15,450 was issued to claimants in penalties and there is another \$11,000 in penalties awaiting resolution.

Chart 5: Quarterly Compliance

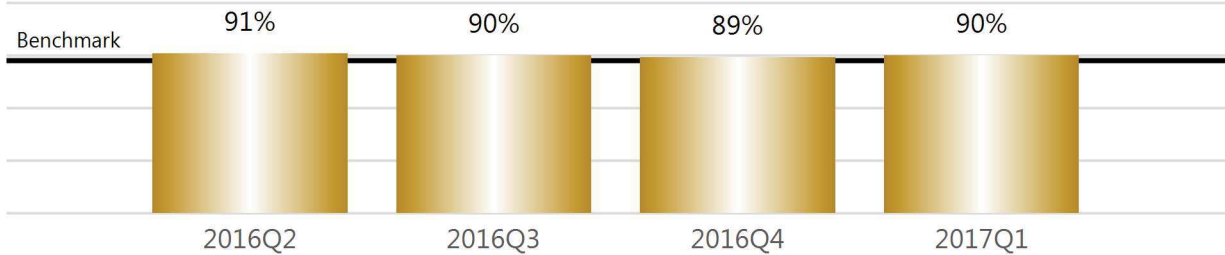
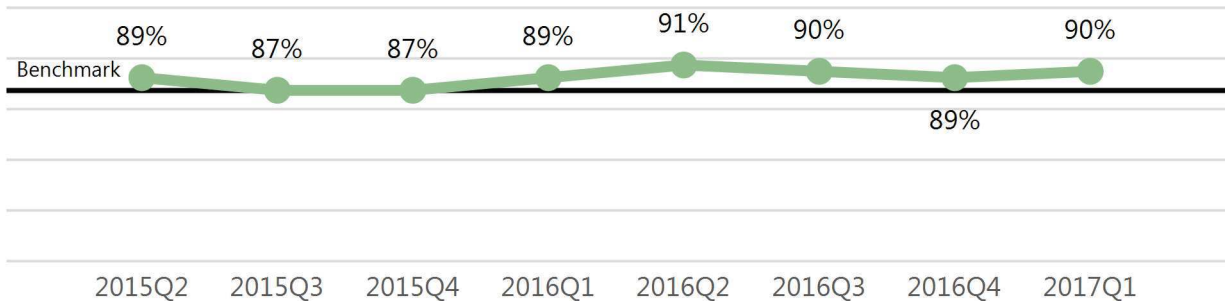


Chart 6: Compliance Trend



INITIAL MEMORANDUM OF PAYMENT FILINGS

Chart 7: Timeliness Distribution

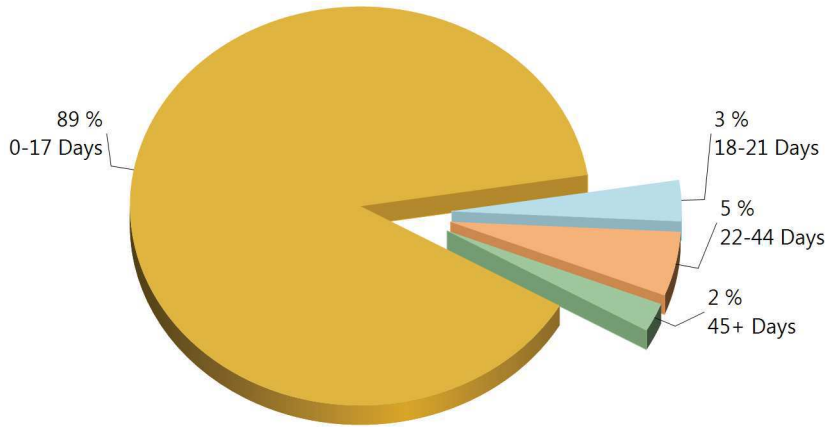


Table 3: Received Within

0-17 Days	995	89%
18-21 Days	37	3%
22-44 Days	58	5%
45+ Days	26	2%
? Days	1	0%
Total	1,117	100%

*The percentages may not always add to 100% due to rounding

Chart 8: Quarterly Compliance

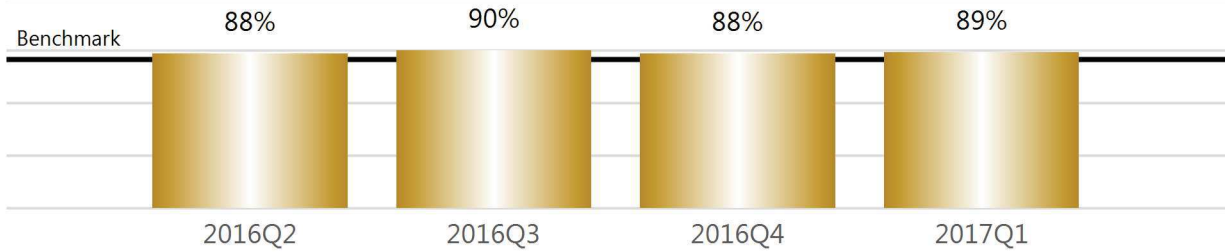
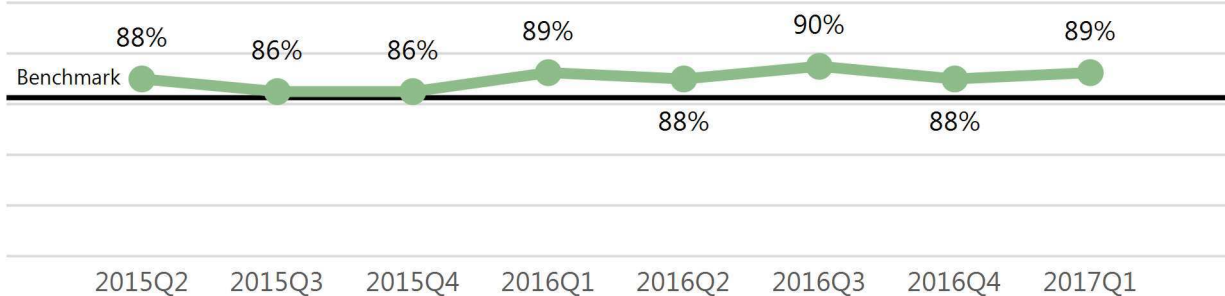


Chart 9: Compliance Trend



INITIAL INDEMNITY NOTICE OF CONTROVERSY FILINGS

Chart 10: Timeliness Distribution

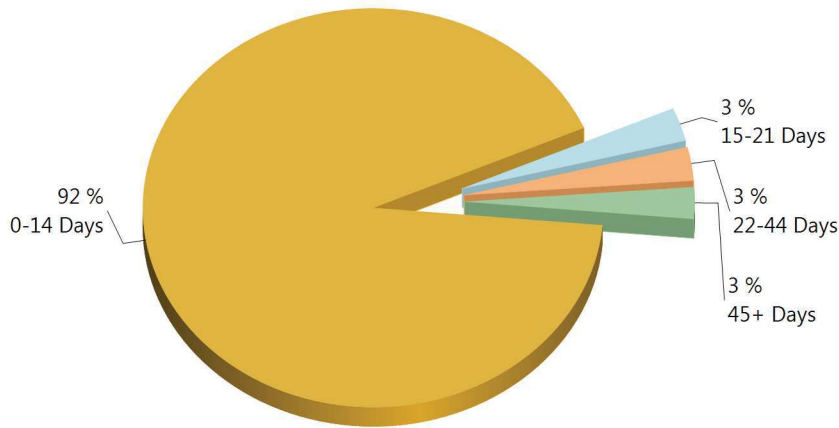


Table 4: Received Within

0-14 Days	612	92%
15-21 Days	18	3%
22-44 Days	18	3%
45+ Days	17	3%
? Days	1	0%
Total	666	100%

*The percentages may not always add to 100% due to rounding

Chart 11: Quarterly Compliance

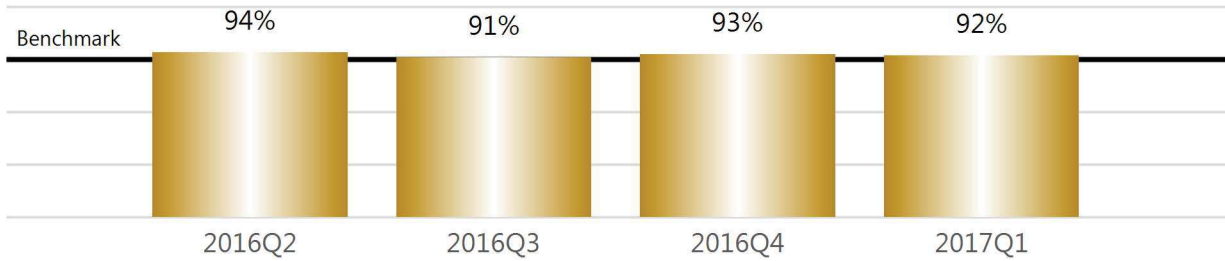
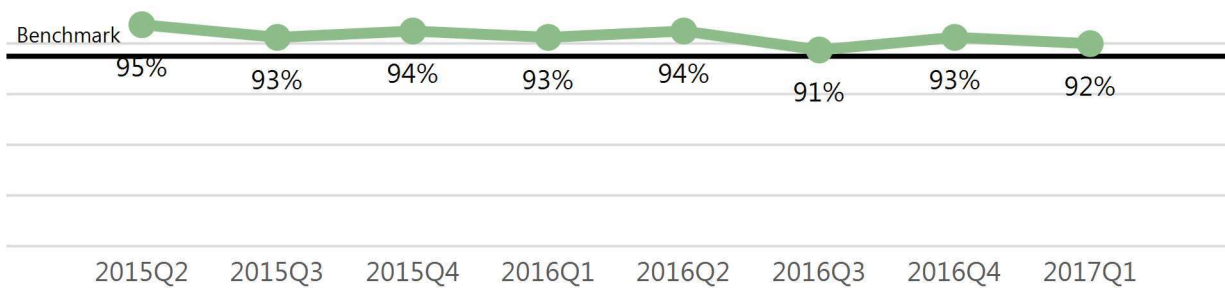


Chart 12: Compliance Trend



WAGE INFORMATION

Wage information (WCB-2 and WCB-2B forms) must be filed within 30 days of an employer's notice or knowledge of a claim for compensation (Title 39-A M.R.S.A. Section 303). This includes both compensated and controverted claims where a claim for compensation has been made.

Chart 13: Wage Statement Timeliness Distribution

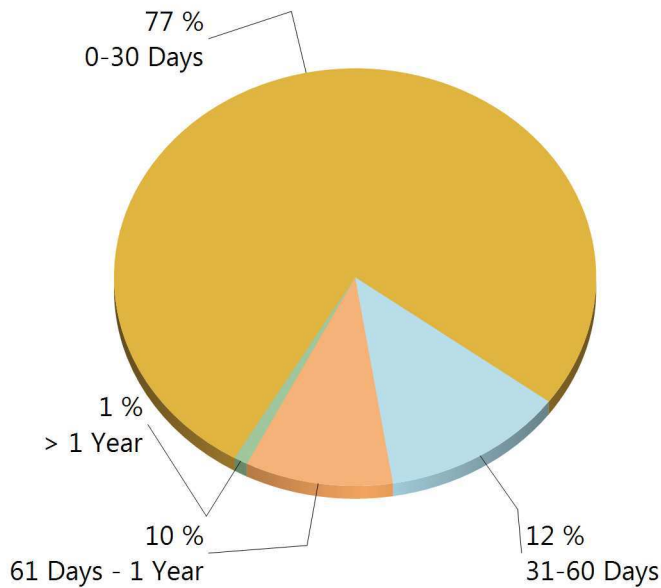


Table 5: Wage Statements Received

0-30 Days	1,743	77%
31-60 Days	280	12%
61 Days - 1 Year	225	10%
> 1 Year	21	1%
Total	2,269	100%

Wage Statement(s): 1,615 (75%) of the 2,142 Wage Statement(s) that were due in this quarter were filed timely, 408 (19%) were filed late, and 119 (6%) remain outstanding.

Chart 14: Fringe Benefit Worksheet Timeliness Distribution

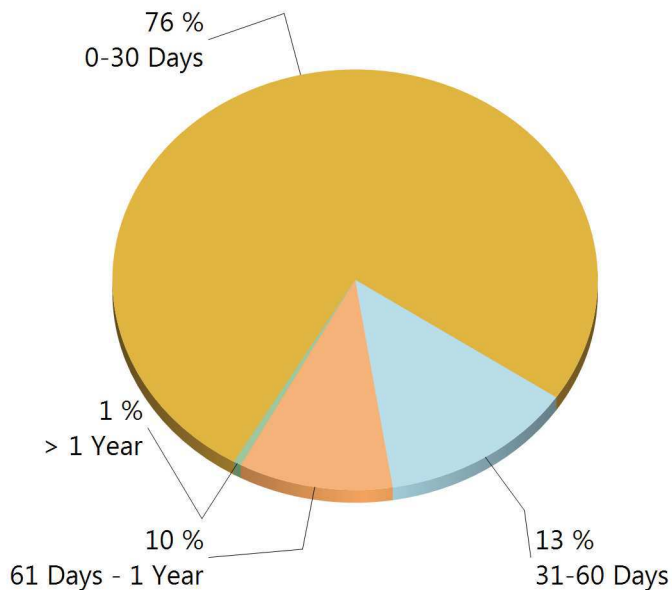


Table 6: Fringe Worksheets Received

0-30 Days	1,718	76%
31-60 Days	295	13%
61 Days - 1 Year	232	10%
> 1 Year	12	1%
Total	2,257	100%

Fringe Benefit Worksheet(s): 1,581 (74%) of the 2,142 Fringe Benefit Worksheet(s) due this quarter were filed timely, 421 (20%) were filed late, and 140 (7%) remain outstanding.

Appendix A

**Insurance Group Compliance
Lost Time FROI Filings and
Initial Indemnity Payments
First Quarter 2017
1/1/2017-3/31/2017**

INSURANCE GROUP COMPLIANCE

Lost Time FROI and Initial Indemnity Payments

First Quarter 2017

1/1/2017 - 3/31/2017

Insurance Company	Total Lost Time FROIs Filed	Lost Time FROIs Filed Timely	Compliance Percentage	Total Initial Indemnity Payments Made	Initial Indemnity Payments Made Timely	Compliance Percentage
ACADIA INSURANCE	FROIs Filed	Timely FROIs	Compliance	Payments Made	Timely Payments	Compliance
CA010 ACADIA INSURANCE	81	59	73%	29	22	76%
Total	81	59	73% ▼	29	22	76% ▼
ACADIA INSURANCE Group Total	81	59	73% ▼	29	22	76% ▼
ACE INSURANCE	FROIs Filed	Timely FROIs	Compliance	Payments Made	Timely Payments	Compliance
ACE INSURANCE	*	*	*	*	*	*
Total	*	*	*	*	*	*
ACE INSURANCE TPA Administered Claims						
CA040 BROADSPIRE SERVICES	3	2	67%	1	1	100%
CA070 CANNON COCHRAN MANAGEMENT SERVICES	11	10	91%	7	7	100%
CA110 CONSTITUTION STATE SERVICES	8	7	88%	4	4	100%
CA116 CORVEL ENTERPRISE COMP	2	1	50%	No Filings	No Filings	No Filings
CA160 ESIS	13	2	15%	5	2	40%
CA190 GALLAGHER BASSETT SERVICES	21	16	76%	11	6	55%
CA204 HELMSMAN MANAGEMENT SERVICES	3	2	67%	No Filings	No Filings	No Filings
CA300 SEDGWICK CLAIMS MANAGEMENT SERVICES	71	68	96%	17	17	100%
CA340 YORK RISK SERVICES	1	1	100%	No Filings	No Filings	No Filings
TPA Total	133	109	82% ▼	45	37	82% ▼
ACE INSURANCE Group Total	133	109	82% ▼	45	37	82% ▼
AIG INSURANCE	FROIs Filed	Timely FROIs	Compliance	Payments Made	Timely Payments	Compliance
CA015 AIG DOMESTIC CLAIMS	75	67	89%	33	29	88%
Total	75	67	89% ▲	33	29	88% ▲
AIG INSURANCE TPA Administered Claims						
CA100 CLAIMS MANAGEMENT (WALMART)	38	36	95%	7	7	100%
CA300 SEDGWICK CLAIMS MANAGEMENT SERVICES	2	2	100%	No Filings	No Filings	No Filings
TPA Total	40	38	95% ▲	7	7	100% ▲
AIG INSURANCE Group Total	115	105	91% ▲	40	36	90% ▲
AMTRUST INSURANCE	FROIs Filed	Timely FROIs	Compliance	Payments Made	Timely Payments	Compliance
CA342 TECHNOLOGY INSURANCE	4	2	50%	2	2	100%
CA381 WESCO INSURANCE	11	9	82%	6	6	100%
Total	15	11	73% ▼	8	8	100% ▲
AMTRUST INSURANCE Group Total	15	11	73% ▼	8	8	100% ▲

INSURANCE GROUP COMPLIANCE

Lost Time FROI and Initial Indemnity Payments

First Quarter 2017

1/1/2017 - 3/31/2017

Insurance Company	Total Lost Time FROIs Filed	Lost Time FROIs Filed Timely	Compliance Percentage	Total Initial Indemnity Payments Made	Initial Indemnity Payments Made Timely	Compliance Percentage
ARCH INSURANCE	FROIs Filed	Timely FROIs	Compliance	Payments Made	Timely Payments	Compliance
ARCH INSURANCE	*	*	*	*	*	*
Total	*	*	*	*	*	*
ARCH INSURANCE TPA Administered Claims						
CA040 BROADSPIRE SERVICES	1	1	100%	No Filings	No Filings	No Filings
CA117 COTTINGHAM & BUTLER CLAIMS SERVICES	2	2	100%	1	1	100%
CA190 GALLAGHER BASSETT SERVICES	10	7	70%	3	2	67%
CA300 SEDGWICK CLAIMS MANAGEMENT SERVICES	16	14	88%	8	8	100%
CA340 YORK RISK SERVICES	1	1	100%	1	1	100%
TPA Total	30	25	83% ▼	13	12	92% ▲
ARCH INSURANCE Group Total	30	25	83% ▼	13	12	92% ▲
ATLANTIC SPECIALTY INSURANCE	FROIs Filed	Timely FROIs	Compliance	Payments Made	Timely Payments	Compliance
CA035 ATLANTIC SPECIALTY INSURANCE	*	*	*	*	*	*
Total	*	*	*	*	*	*
ATLANTIC SPECIALTY INSURANCE TPA Administered Claims						
CA190 GALLAGHER BASSETT SERVICES	1	0	0%	1	0	0%
TPA Total	1	0	0% ▼	1	0	0% ▼
ATLANTIC SPECIALTY INSURANCE Group Total	1	0	0% ▼	1	0	0% ▼
BATH IRON WORKS	FROIs Filed	Timely FROIs	Compliance	Payments Made	Timely Payments	Compliance
CA036 BATH IRON WORKS	96	92	96%	15	15	100%
Total	96	92	96% ▲	15	15	100% ▲
BATH IRON WORKS Group Total	96	92	96% ▲	15	15	100% ▲
BENCHMARK INSURANCE	FROIs Filed	Timely FROIs	Compliance	Payments Made	Timely Payments	Compliance
BENCHMARK INSURANCE	*	*	*	*	*	*
Total	*	*	*	*	*	*
BENCHMARK INSURANCE TPA Administered Claims						
CA433 NEXT LEVEL ADMINISTRATOR LLC	1	0	0%	No Filings	No Filings	No Filings
TPA Total	1	0	0% ▼	No Filings	No Filings	No Filings
BENCHMARK INSURANCE Group Total	1	0	0% ▼	No Filings	No Filings	No Filings
BERKSHIRE HATHAWAY INSURANCE	FROIs Filed	Timely FROIs	Compliance	Payments Made	Timely Payments	Compliance
CA114 BERKSHIRE HATHAWAY HOMESTATE INSURANCE	*	*	*	*	*	*
CA115 CONTINENTAL INDEMNITY	1	1	100%	1	1	100%
CA293 REDWOOD FIRE AND CASUALTY INSURANCE	No Filings	No Filings	No Filings	1	1	100%
Total	1	1	100% ▲	2	2	100% ▲
BERKSHIRE HATHAWAY INSURANCE Group Total	1	1	100% ▲	2	2	100% ▲

Maine Workers' Compensation Board
 Lost Time FROI Filing Benchmark: 85%
 Initial Indemnity Payment Benchmark: 87%

▲ Indicates benchmark met or exceeded
 ▼ Indicates benchmark not met

INSURANCE GROUP COMPLIANCE

Lost Time FROI and Initial Indemnity Payments

First Quarter 2017

1/1/2017 - 3/31/2017

Insurance Company	Total Lost Time FROIs Filed	Lost Time FROIs Filed Timely	Compliance Percentage	Total Initial Indemnity Payments Made	Initial Indemnity Payments Made Timely	Compliance Percentage
BROADSPIRE SERVICES	FROIs Filed	Timely FROIs	Compliance	Payments Made	Timely Payments	Compliance
CA040 BROADSPIRE SERVICES	13	12	92%	4	4	100%
Total	13	12	92% ▲	4	4	100% ▲
BROADSPIRE SERVICES Group Total	13	12	92% ▲	4	4	100% ▲
BROTHERHOOD MUTUAL INSURANCE COMPANY	FROIs Filed	Timely FROIs	Compliance	Payments Made	Timely Payments	Compliance
CA043 BROTHERHOOD MUTUAL INSURANCE COMPANY	1	0	0%	No Filings	No Filings	No Filings
Total	1	0	0% ▼	No Filings	No Filings	No Filings
BROTHERHOOD MUTUAL INSURANCE COMPANY Group Total	1	0	0% ▼	No Filings	No Filings	No Filings
CANNON COCHRAN MANAGEMENT SERVICES	FROIs Filed	Timely FROIs	Compliance	Payments Made	Timely Payments	Compliance
CA070 CANNON COCHRAN MANAGEMENT SERVICES	182	148	81%	62	54	87%
Total	182	148	81% ▼	62	54	87% ▲
CANNON COCHRAN MANAGEMENT SERVICES Group Total	182	148	81% ▼	62	54	87% ▲
CHUBB INSURANCE	FROIs Filed	Timely FROIs	Compliance	Payments Made	Timely Payments	Compliance
CA046 CHUBB INSURANCE	*	*	*	*	*	*
Total	*	*	*	*	*	*
CHUBB INSURANCE TPA Administered Claims						
CA160 ESIS	1	1	100%	No Filings	No Filings	No Filings
CA190 GALLAGHER BASSETT SERVICES	8	5	63%	6	5	83%
TPA Total	9	6	67% ▼	6	5	83% ▼
CHUBB INSURANCE Group Total	9	6	67% ▼	6	5	83% ▼
CLAIMS MANAGEMENT (WALMART)	FROIs Filed	Timely FROIs	Compliance	Payments Made	Timely Payments	Compliance
CA100 CLAIMS MANAGEMENT (WALMART)	38	36	95%	7	7	100%
Total	38	36	95% ▲	7	7	100% ▲
CLAIMS MANAGEMENT (WALMART) Group Total	38	36	95% ▲	7	7	100% ▲
CNA INSURANCE	FROIs Filed	Timely FROIs	Compliance	Payments Made	Timely Payments	Compliance
CA083 CNA CLAIMS PLUS	1	1	100%	1	1	100%
CA050 CONTINENTAL CASUALTY	5	5	100%	No Filings	No Filings	No Filings
CA329 VALLEY FORGE INSURANCE COMPANY	1	1	100%	1	1	100%
Total	7	7	100% ▲	2	2	100% ▲
CNA INSURANCE TPA Administered Claims						
CA190 GALLAGHER BASSETT SERVICES	2	2	100%	2	2	100%
TPA Total	2	2	100% ▲	2	2	100% ▲
CNA INSURANCE Group Total	9	9	100% ▲	4	4	100% ▲

Maine Workers' Compensation Board
 Lost Time FROI Filing Benchmark: 85%
 Initial Indemnity Payment Benchmark: 87%

▲ Indicates benchmark met or exceeded
 ▼ Indicates benchmark not met

INSURANCE GROUP COMPLIANCE

Lost Time FROI and Initial Indemnity Payments

First Quarter 2017

1/1/2017 - 3/31/2017

Insurance Company	Total Lost Time FROIs Filed	Lost Time FROIs Filed Timely	Compliance Percentage	Total Initial Indemnity Payments Made	Initial Indemnity Payments Made Timely	Compliance Percentage
CONSTITUTION STATE SERVICES	FROIs Filed	Timely FROIs	Compliance	Payments Made	Timely Payments	Compliance
CA110 CONSTITUTION STATE SERVICES	11	10	91%	6	5	83%
Total	11	10	91% ▲	6	5	83% ▼
CONSTITUTION STATE SERVICES Group Total	11	10	91% ▲	6	5	83% ▼
CORVEL ENTERPRISE COMP	FROIs Filed	Timely FROIs	Compliance	Payments Made	Timely Payments	Compliance
CA116 CORVEL ENTERPRISE COMP	7	3	43%	4	2	50%
Total	7	3	43% ▼	4	2	50% ▼
CORVEL ENTERPRISE COMP Group Total	7	3	43% ▼	4	2	50% ▼
COTTINGHAM & BUTLER CLAIMS SERVICES	FROIs Filed	Timely FROIs	Compliance	Payments Made	Timely Payments	Compliance
CA117 COTTINGHAM & BUTLER CLAIMS SERVICES	3	3	100%	1	1	100%
Total	3	3	100% ▲	1	1	100% ▲
COTTINGHAM & BUTLER CLAIMS SERVICES Group Total	3	3	100% ▲	1	1	100% ▲
CROSS INSURANCE	FROIs Filed	Timely FROIs	Compliance	Payments Made	Timely Payments	Compliance
CA093 CROSS INSURANCE	321	307	96%	41	37	90%
Total	321	307	96% ▲	41	37	90% ▲
CROSS INSURANCE Group Total	321	307	96% ▲	41	37	90% ▲
ELECTRIC INSURANCE	FROIs Filed	Timely FROIs	Compliance	Payments Made	Timely Payments	Compliance
CA150 ELECTRIC INSURANCE	*	*	*	*	*	*
Total	*	*	*	*	*	*
ELECTRIC INSURANCE TPA Administered Claims						
CA300 SEDGWICK CLAIMS MANAGEMENT SERVICES	3	2	67%	1	1	100%
TPA Total	3	2	67% ▼	1	1	100% ▲
ELECTRIC INSURANCE Group Total	3	2	67% ▼	1	1	100% ▲
ESIS	FROIs Filed	Timely FROIs	Compliance	Payments Made	Timely Payments	Compliance
CA160 ESIS	30	12	40%	11	7	64%
Total	30	12	40% ▼	11	7	64% ▼
ESIS Group Total	30	12	40% ▼	11	7	64% ▼
FEDERATED MUTUAL INSURANCE	FROIs Filed	Timely FROIs	Compliance	Payments Made	Timely Payments	Compliance
CA091 FEDERATED MUTUAL INSURANCE	3	2	67%	2	1	50%
CA092 FEDERATED SERVICE INSURANCE	1	0	0%	No Filings	No Filings	No Filings
Total	4	2	50% ▼	2	1	50% ▼
FEDERATED MUTUAL INSURANCE Group Total	4	2	50% ▼	2	1	50% ▼

INSURANCE GROUP COMPLIANCE

Lost Time FROI and Initial Indemnity Payments

First Quarter 2017

1/1/2017 - 3/31/2017

Insurance Company	Total Lost Time FROIs Filed	Lost Time FROIs Filed Timely	Compliance Percentage	Total Initial Indemnity Payments Made	Initial Indemnity Payments Made Timely	Compliance Percentage
FIREMAN'S FUND INSURANCE	FROIs Filed	Timely FROIs	Compliance	Payments Made	Timely Payments	Compliance
CA170 FIREMAN'S FUND INSURANCE	1	0	0%	No Filings	No Filings	No Filings
Total	1	0	0% ▼	No Filings	No Filings	No Filings
FIREMAN'S FUND INSURANCE Group Total	1	0	0% ▼	No Filings	No Filings	No Filings
FUTURECOMP	FROIs Filed	Timely FROIs	Compliance	Payments Made	Timely Payments	Compliance
CA175 FUTURECOMP	50	48	96%	15	13	87%
Total	50	48	96% ▲	15	13	87% ▲
FUTURECOMP Group Total	50	48	96% ▲	15	13	87% ▲
GALLAGHER BASSETT SERVICES	FROIs Filed	Timely FROIs	Compliance	Payments Made	Timely Payments	Compliance
CA190 GALLAGHER BASSETT SERVICES	91	69	76%	49	32	65%
Total	91	69	76% ▼	49	32	65% ▼
GALLAGHER BASSETT SERVICES Group Total	91	69	76% ▼	49	32	65% ▼
GREAT FALLS INSURANCE	FROIs Filed	Timely FROIs	Compliance	Payments Made	Timely Payments	Compliance
GREAT FALLS INSURANCE	*	*	*	*	*	*
Total	*	*	*	*	*	*
GREAT FALLS INSURANCE TPA Administered Claims	FROIs Filed	Timely FROIs	Compliance	Payments Made	Timely Payments	Compliance
CA070 CANNON COCHRAN MANAGEMENT SERVICES	96	70	73%	33	28	85%
TPA Total	96	70	73% ▼	33	28	85% ▼
GREAT FALLS INSURANCE Group Total	96	70	73% ▼	33	28	85% ▼
GUARD INSURANCE	FROIs Filed	Timely FROIs	Compliance	Payments Made	Timely Payments	Compliance
CA019 AMGUARD INSURANCE	12	5	42%	5	5	100%
CA140 EASTGUARD INSURANCE	4	1	25%	1	1	100%
Total	16	6	38% ▼	6	6	100% ▲
GUARD INSURANCE Group Total	16	6	38% ▼	6	6	100% ▲
HANNAFORD BROTHERS	FROIs Filed	Timely FROIs	Compliance	Payments Made	Timely Payments	Compliance
CA201 HANNAFORD BROTHERS	78	50	64%	35	25	71%
Total	78	50	64% ▼	35	25	71% ▼
HANNAFORD BROTHERS Group Total	78	50	64% ▼	35	25	71% ▼

INSURANCE GROUP COMPLIANCE

Lost Time FROI and Initial Indemnity Payments

First Quarter 2017

1/1/2017 - 3/31/2017

Insurance Company	Total Lost Time FROIs Filed	Lost Time FROIs Filed Timely	Compliance Percentage	Total Initial Indemnity Payments Made	Initial Indemnity Payments Made Timely	Compliance Percentage
HANOVER INSURANCE						
CA428 ALLMERICA FINANCIAL BENEFIT INSURANCE	1	1	100%	1	1	100%
CA048 CITIZENS INSURANCE COMPANY OF AMERICA	4	3	75%	1	1	100%
CA429 HANOVER AMERICAN INSURANCE	No Filings	No Filings	No Filings	1	1	100%
CA202 HANOVER INSURANCE	3	1	33%	1	1	100%
CA228 MASSACHUSETTS BAY INSURANCE	3	3	100%	No Filings	No Filings	No Filings
Total	11	8	73% ▼	4	4	100% ▲
HANOVER INSURANCE Group Total	11	8	73% ▼	4	4	100% ▲
HARTFORD INSURANCE						
CA188 HARTFORD ACCIDENT & INDEMNITY	1	1	100%	No Filings	No Filings	No Filings
CA185 HARTFORD CASUALTY INSURANCE	5	4	80%	2	2	100%
CA203 HARTFORD FIRE INSURANCE	7	4	57%	1	1	100%
CA186 HARTFORD INSURANCE COMPANY OF THE MIDWEST	2	1	50%	No Filings	No Filings	No Filings
CA187 HARTFORD UNDERWRITERS INSURANCE	6	4	67%	2	1	50%
CA296 SENTINEL INSURANCE	2	0	0%	No Filings	No Filings	No Filings
CA319 TRUMBULL INSURANCE	26	23	88%	8	8	100%
CA321 TWIN CITY FIRE INSURANCE	5	5	100%	1	1	100%
Total	54	42	78% ▼	14	13	93% ▲
HARTFORD INSURANCE TPA Administered Claims						
CA040 BROADSPIRE SERVICES	2	2	100%	1	1	100%
CA070 CANNON COCHRAN MANAGEMENT SERVICES	1	1	100%	No Filings	No Filings	No Filings
CA116 CORVEL ENTERPRISE COMP	4	2	50%	2	1	50%
CA300 SEDGWICK CLAIMS MANAGEMENT SERVICES	14	13	93%	4	3	75%
CA280 TRISTAR RISK ENTERPRISE MANAGEMENT	1	0	0%	No Filings	No Filings	No Filings
TPA Total	22	18	82% ▼	7	5	71% ▼
HARTFORD INSURANCE Group Total	76	60	79% ▼	21	18	86% ▼
HELMSMAN MANAGEMENT SERVICES						
CA204 HELMSMAN MANAGEMENT SERVICES	8	4	50%	3	3	100%
Total	8	4	50% ▼	3	3	100% ▲
HELMSMAN MANAGEMENT SERVICES Group Total	8	4	50% ▼	3	3	100% ▲

Maine Workers' Compensation Board
 Lost Time FROI Filing Benchmark: 85%
 Initial Indemnity Payment Benchmark: 87%

▲ Indicates benchmark met or exceeded
 ▼ Indicates benchmark not met

INSURANCE GROUP COMPLIANCE

Lost Time FROI and Initial Indemnity Payments

First Quarter 2017

1/1/2017 - 3/31/2017

Insurance Company	Total Lost Time FROIs Filed	Lost Time FROIs Filed Timely	Compliance Percentage	Total Initial Indemnity Payments Made	Initial Indemnity Payments Made Timely	Compliance Percentage
LIBERTY MUTUAL INSURANCE	FROIs Filed	Timely FROIs	Compliance	Payments Made	Timely Payments	Compliance
CA380 EMPLOYERS INSURANCE OF WAUSAU	2	2	100%	1	1	100%
CA210 LIBERTY MUTUAL INSURANCE	58	46	79%	29	24	83%
CA407 OHIO SECURITY INSURANCE	1	1	100%	No Filings	No Filings	No Filings
CA275 PEERLESS INSURANCE	17	9	53%	9	5	56%
CA309 THE NETHERLANDS INSURANCE	1	1	100%	1	1	100%
CA408 WEST AMERICAN INSURANCE	1	1	100%	No Filings	No Filings	No Filings
Total	80	60	75% ▼	40	31	78% ▼
LIBERTY MUTUAL INSURANCE Group Total	80	60	75% ▼	40	31	78% ▼
MACY'S CORPORATE SERVICES	FROIs Filed	Timely FROIs	Compliance	Payments Made	Timely Payments	Compliance
CA213 MACY'S CORPORATE SERVICES	2	2	100%	1	1	100%
Total	2	2	100% ▲	1	1	100% ▲
MACY'S CORPORATE SERVICES Group Total	2	2	100% ▲	1	1	100% ▲
MAINE AUTOMOBILE DEALERS ASSOCIATION	FROIs Filed	Timely FROIs	Compliance	Payments Made	Timely Payments	Compliance
CA220 MAINE AUTOMOBILE DEALERS ASSOCIATION	35	30	86%	14	11	79%
Total	35	30	86% ▲	14	11	79% ▼
MAINE AUTOMOBILE DEALERS ASSOCIATION Group Total	35	30	86% ▲	14	11	79% ▼
MAINE EMPLOYERS' MUTUAL INSURANCE	FROIs Filed	Timely FROIs	Compliance	Payments Made	Timely Payments	Compliance
CA260 MAINE EMPLOYERS' MUTUAL INSURANCE	1270	1017	80%	414	395	95%
Total	1270	1017	80% ▼	414	395	95% ▲
MAINE EMPLOYERS' MUTUAL INSURANCE Group Total	1270	1017	80% ▼	414	395	95% ▲
MAINE HEALTHCARE ASSOCIATION	FROIs Filed	Timely FROIs	Compliance	Payments Made	Timely Payments	Compliance
CA234 MAINE HEALTHCARE ASSOCIATION	33	31	94%	7	6	86%
Total	33	31	94% ▲	7	6	86% ▼
MAINE HEALTHCARE ASSOCIATION Group Total	33	31	94% ▲	7	6	86% ▼
MAINE MOTOR TRANSPORT ASSOCIATION	FROIs Filed	Timely FROIs	Compliance	Payments Made	Timely Payments	Compliance
CA230 MAINE MOTOR TRANSPORT ASSOCIATION	47	45	96%	6	6	100%
Total	47	45	96% ▲	6	6	100% ▲
MAINE MOTOR TRANSPORT ASSOCIATION Group Total	47	45	96% ▲	6	6	100% ▲
MAINE MUNICIPAL ASSOCIATION	FROIs Filed	Timely FROIs	Compliance	Payments Made	Timely Payments	Compliance
CA225 MAINE MUNICIPAL ASSOCIATION	264	253	96%	81	71	88%
Total	264	253	96% ▲	81	71	88% ▲
MAINE MUNICIPAL ASSOCIATION Group Total	264	253	96% ▲	81	71	88% ▲

Maine Workers' Compensation Board
 Lost Time FROI Filing Benchmark: 85%
 Initial Indemnity Payment Benchmark: 87%

▲ Indicates benchmark met or exceeded
 ▼ Indicates benchmark not met

INSURANCE GROUP COMPLIANCE

Lost Time FROI and Initial Indemnity Payments

First Quarter 2017

1/1/2017 - 3/31/2017

Insurance Company	Total Lost Time FROIs Filed	Lost Time FROIs Filed Timely	Compliance Percentage	Total Initial Indemnity Payments Made	Initial Indemnity Payments Made Timely	Compliance Percentage
MAINE SCHOOL MANAGEMENT ASSOCIATION	FROIs Filed	Timely FROIs	Compliance	Payments Made	Timely Payments	Compliance
CA250 MAINE SCHOOL MANAGEMENT ASSOCIATION	114	113	99%	31	31	100%
Total	114	113	99% ▲	31	31	100% ▲
MAINE SCHOOL MANAGEMENT ASSOCIATION Group Total	114	113	99% ▲	31	31	100% ▲
MEADOWBROOK INSURANCE	FROIs Filed	Timely FROIs	Compliance	Payments Made	Timely Payments	Compliance
CA255 MEADOWBROOK INSURANCE	4	3	75%	2	2	100%
Total	4	3	75% ▼	2	2	100% ▲
MEADOWBROOK INSURANCE Group Total	4	3	75% ▼	2	2	100% ▲
NATIONAL INTERSTATE INSURANCE	FROIs Filed	Timely FROIs	Compliance	Payments Made	Timely Payments	Compliance
CA267 NATIONAL INTERSTATE INSURANCE COMPANY	3	3	100%	3	3	100%
Total	3	3	100% ▲	3	3	100% ▲
NATIONAL INTERSTATE INSURANCE Group Total	3	3	100% ▲	3	3	100% ▲
NATIONWIDE INSURANCE	FROIs Filed	Timely FROIs	Compliance	Payments Made	Timely Payments	Compliance
CA198 HARLEYSVILLE WORSTER INSURANCE	*	*	*	*	*	*
CA289 NATIONAL CASUALTY	1	0	0%	No Filings	No Filings	No Filings
CA291 NATIONWIDE AGRIBUSINESS INSURANCE	2	0	0%	1	1	100%
Total	3	0	0% ▼	1	1	100% ▲
NATIONWIDE INSURANCE Group Total	3	0	0% ▼	1	1	100% ▲
NORTH RIVER INSURANCE	FROIs Filed	Timely FROIs	Compliance	Payments Made	Timely Payments	Compliance
CA257 NORTH RIVER INSURANCE	*	*	*	*	*	*
Total	*	*	*	*	*	*
NORTH RIVER INSURANCE TPA Administered Claims	FROIs Filed	Timely FROIs	Compliance	Payments Made	Timely Payments	Compliance
CA040 BROADSPIRE SERVICES	1	1	100%	No Filings	No Filings	No Filings
TPA Total	1	1	100% ▲	No Filings	No Filings	No Filings
NORTH RIVER INSURANCE Group Total	1	1	100% ▲	No Filings	No Filings	No Filings
OLD REPUBLIC INSURANCE	FROIs Filed	Timely FROIs	Compliance	Payments Made	Timely Payments	Compliance
OLD REPUBLIC INSURANCE	*	*	*	*	*	*
Total	*	*	*	*	*	*
OLD REPUBLIC INSURANCE TPA Administered Claims	FROIs Filed	Timely FROIs	Compliance	Payments Made	Timely Payments	Compliance
CA070 CANNON COCHRAN MANAGEMENT SERVICES	9	8	89%	2	1	50%
CA110 CONSTITUTION STATE SERVICES	3	3	100%	2	1	50%
CA160 ESIS	2	1	50%	2	2	100%
CA190 GALLAGHER BASSETT SERVICES	2	2	100%	2	1	50%
CA300 SEDGWICK CLAIMS MANAGEMENT SERVICES	10	9	90%	2	2	100%
TPA Total	26	23	88% ▲	10	7	70% ▼
OLD REPUBLIC INSURANCE Group Total	26	23	88% ▲	10	7	70% ▼

Maine Workers' Compensation Board
 Lost Time FROI Filing Benchmark: 85%
 Initial Indemnity Payment Benchmark: 87%

▲ Indicates benchmark met or exceeded
 ▼ Indicates benchmark not met

INSURANCE GROUP COMPLIANCE

Lost Time FROI and Initial Indemnity Payments

First Quarter 2017

1/1/2017 - 3/31/2017

Insurance Company	Total Lost Time FROIs Filed	Lost Time FROIs Filed Timely	Compliance Percentage	Total Initial Indemnity Payments Made	Initial Indemnity Payments Made Timely	Compliance Percentage
PENNSYLVANIA MFG ASSN	FROIs Filed	Timely FROIs	Compliance	Payments Made	Timely Payments	Compliance
PENNSYLVANIA MFG ASSN	*	*	*	*	*	*
Total	*	*	*	*	*	*
PENNSYLVANIA MFG ASSN TPA Administered Claims						
CA190 GALLAGHER BASSETT SERVICES	5	3	60%	4	2	50%
TPA Total	5	3	60% ▼	4	2	50% ▼
PENNSYLVANIA MFG ASSN Group Total	5	3	60% ▼	4	2	50% ▼
PROTECTIVE INSURANCE	FROIs Filed	Timely FROIs	Compliance	Payments Made	Timely Payments	Compliance
CA277 PROTECTIVE INSURANCE COMPANY	*	*	*	*	*	*
Total	*	*	*	*	*	*
PROTECTIVE INSURANCE TPA Administered Claims						
CA340 YORK RISK SERVICES	1	0	0%	1	1	100%
TPA Total	1	0	0% ▼	1	1	100% ▲
PROTECTIVE INSURANCE Group Total	1	0	0% ▼	1	1	100% ▲
QBE INSURANCE GROUP	FROIs Filed	Timely FROIs	Compliance	Payments Made	Timely Payments	Compliance
QBE INSURANCE GROUP	*	*	*	*	*	*
Total	*	*	*	*	*	*
QBE INSURANCE GROUP TPA Administered Claims						
CA300 SEDGWICK CLAIMS MANAGEMENT SERVICES	11	10	91%	4	3	75%
TPA Total	11	10	91% ▲	4	3	75% ▼
QBE INSURANCE GROUP Group Total	11	10	91% ▲	4	3	75% ▼
SAFETY NATIONAL CASUALTY CORP	FROIs Filed	Timely FROIs	Compliance	Payments Made	Timely Payments	Compliance
SAFETY NATIONAL CASUALTY CORP	*	*	*	*	*	*
Total	*	*	*	*	*	*
SAFETY NATIONAL CASUALTY CORP TPA Administered Claims						
CA070 CANNON COCHRAN MANAGEMENT SERVICES	2	2	100%	No Filings	No Filings	No Filings
CA116 CORVEL ENTERPRISE COMP	No Filings	No Filings	No Filings	1	1	100%
CA160 ESIS	1	0	0%	1	0	0%
CA190 GALLAGHER BASSETT SERVICES	9	8	89%	4	3	75%
CA300 SEDGWICK CLAIMS MANAGEMENT SERVICES	6	6	100%	No Filings	No Filings	No Filings
TPA Total	18	16	89% ▲	6	4	67% ▼
SAFETY NATIONAL CASUALTY CORP Group Total	18	16	89% ▲	6	4	67% ▼
SEDGWICK CLAIMS MANAGEMENT SERVICES	FROIs Filed	Timely FROIs	Compliance	Payments Made	Timely Payments	Compliance
CA300 SEDGWICK CLAIMS MANAGEMENT SERVICES	200	186	93%	56	53	95%
Total	200	186	93% ▲	56	53	95% ▲
SEDGWICK CLAIMS MANAGEMENT SERVICES Group Total	200	186	93% ▲	56	53	95% ▲

Maine Workers' Compensation Board
 Lost Time FROI Filing Benchmark: 85%
 Initial Indemnity Payment Benchmark: 87%

▲ Indicates benchmark met or exceeded
 ▼ Indicates benchmark not met

INSURANCE GROUP COMPLIANCE

Lost Time FROI and Initial Indemnity Payments

First Quarter 2017

1/1/2017 - 3/31/2017

Insurance Company	Total Lost Time FROIs Filed	Lost Time FROIs Filed Timely	Compliance Percentage	Total Initial Indemnity Payments Made	Initial Indemnity Payments Made Timely	Compliance Percentage
SENTRY INSURANCE	FROIs Filed	Timely FROIs	Compliance	Payments Made	Timely Payments	Compliance
CA402 SENTRY CASUALTY	3	3	100%	No Filings	No Filings	No Filings
CA305 SENTRY INSURANCE	2	2	100%	2	2	100%
CA308 SENTRY SELECT INSURANCE	1	1	100%	No Filings	No Filings	No Filings
Total	6	6	100% ▲	2	2	100% ▲
SENTRY INSURANCE Group Total	6	6	100% ▲	2	2	100% ▲
SOMPO JAPAN INSURANCE	FROIs Filed	Timely FROIs	Compliance	Payments Made	Timely Payments	Compliance
SOMPO JAPAN INSURANCE COMPANY OF AMERICA	*	*	*	*	*	*
Total	*	*	*	*	*	*
SOMPO JAPAN INSURANCE TPA Administered Claims						
CA040 BROADSPIRE SERVICES	1	1	100%	No Filings	No Filings	No Filings
TPA Total	1	1	100% ▲	No Filings	No Filings	No Filings
SOMPO JAPAN INSURANCE Group Total	1	1	100% ▲	No Filings	No Filings	No Filings
STARR INDEMNITY INSURANCE	FROIs Filed	Timely FROIs	Compliance	Payments Made	Timely Payments	Compliance
STARR INDEMNITY INSURANCE	*	*	*	*	*	*
Total	*	*	*	*	*	*
STARR INDEMNITY INSURANCE TPA Administered Claims						
CA160 ESIS	3	2	67%	2	2	100%
CA190 GALLAGHER BASSETT SERVICES	1	1	100%	1	1	100%
CA300 SEDGWICK CLAIMS MANAGEMENT SERVICES	1	1	100%	No Filings	No Filings	No Filings
TPA Total	5	4	80% ▼	3	3	100% ▲
STARR INDEMNITY INSURANCE Group Total	5	4	80% ▼	3	3	100% ▲
STATE OF MAINE WORKERS' COMPENSATION TRUST	FROIs Filed	Timely FROIs	Compliance	Payments Made	Timely Payments	Compliance
CA307 STATE OF MAINE WORKERS' COMPENSATION TRUST	151	136	90%	47	46	98%
Total	151	136	90% ▲	47	46	98% ▲
STATE OF MAINE WORKERS' COMPENSATION TRUST Group Total	151	136	90% ▲	47	46	98% ▲
SYNERNET	FROIs Filed	Timely FROIs	Compliance	Payments Made	Timely Payments	Compliance
CA320 SYNERNET	137	114	83%	32	30	94%
Total	137	114	83% ▼	32	30	94% ▲
SYNERNET Group Total	137	114	83% ▼	32	30	94% ▲
THE AMERICAN EQUITY UNDERWRITERS	FROIs Filed	Timely FROIs	Compliance	Payments Made	Timely Payments	Compliance
CA323 THE AMERICAN EQUITY UNDERWRITERS	8	0	0%	No Filings	No Filings	No Filings
Total	8	0	0% ▼	No Filings	No Filings	No Filings
THE AMERICAN EQUITY UNDERWRITERS Group Total	8	0	0% ▼	No Filings	No Filings	No Filings

INSURANCE GROUP COMPLIANCE
 Lost Time FROI and Initial Indemnity Payments
 First Quarter 2017
 1/1/2017 - 3/31/2017

Insurance Company	Total Lost Time FROIs Filed	Lost Time FROIs Filed Timely	Compliance Percentage	Total Initial Indemnity Payments Made	Initial Indemnity Payments Made Timely	Compliance Percentage
TRAVELERS INSURANCE	FROIs Filed	Timely FROIs	Compliance	Payments Made	Timely Payments	Compliance
CA072 CHARTER OAK FIRE INSURANCE	22	12	55%	11	8	73%
CA164 FARMINGTON CASUALTY	1	0	0%	No Filings	No Filings	No Filings
CA284 PHOENIX INSURANCE	3	2	67%	1	1	100%
CA306 STANDARD FIRE INSURANCE	6	5	83%	2	2	100%
CA347 TRAVELERS CASUALTY & SURETY	2	2	100%	2	1	50%
CA348 TRAVELERS CASUALTY INSURANCE COMPANY OF AMERICA	3	2	67%	1	1	100%
CA349 TRAVELERS COMMERCIAL CASUALTY	5	3	60%	1	1	100%
CA343 TRAVELERS INDEMNITY COMPANY	1	1	100%	No Filings	No Filings	No Filings
CA346 TRAVELERS INDEMNITY COMPANY OF AMERICA	4	3	75%	2	1	50%
CA345 TRAVELERS PROPERTY CASUALTY INSURANCE	2	1	50%	1	1	100%
Total	49	31	63% ▼	21	16	76% ▼
TRAVELERS INSURANCE TPA Administered Claims						
CA160 ESIS	2	1	50%	No Filings	No Filings	No Filings
CA190 GALLAGHER BASSETT SERVICES	4	2	50%	2	1	50%
CA300 SEDGWICK CLAIMS MANAGEMENT SERVICES	2	2	100%	4	4	100%
TPA Total	8	5	63% ▼	6	5	83% ▼
TRAVELERS INSURANCE Group Total	57	36	63% ▼	27	21	78% ▼
XL INSURANCE	FROIs Filed	Timely FROIs	Compliance	Payments Made	Timely Payments	Compliance
CA384 XL INSURANCE	*	*	*	*	*	*
Total	*	*	*	*	*	*
XL INSURANCE TPA Administered Claims						
CA040 BROADSPIRE SERVICES	1	1	100%	No Filings	No Filings	No Filings
CA116 CORVEL ENTERPRISE COMP	1	0	0%	1	0	0%
CA117 COTTINGHAM & BUTLER CLAIMS SERVICES	1	1	100%	No Filings	No Filings	No Filings
CA160 ESIS	1	0	0%	No Filings	No Filings	No Filings
CA190 GALLAGHER BASSETT SERVICES	24	19	79%	11	8	73%
CA300 SEDGWICK CLAIMS MANAGEMENT SERVICES	11	9	82%	3	3	100%
TPA Total	39	30	77% ▼	15	11	73% ▼
XL INSURANCE Group Total	39	30	77% ▼	15	11	73% ▼
YORK RISK SERVICES	FROIs Filed	Timely FROIs	Compliance	Payments Made	Timely Payments	Compliance
CA340 YORK RISK SERVICES	4	2	50%	3	3	100%
Total	4	2	50% ▼	3	3	100% ▲
YORK RISK SERVICES Group Total	4	2	50% ▼	3	3	100% ▲

INSURANCE GROUP COMPLIANCE

Lost Time FROI and Initial Indemnity Payments

First Quarter 2017

1/1/2017 - 3/31/2017

Insurance Company	Total Lost Time FROIs Filed	Lost Time FROIs Filed Timely	Compliance Percentage	Total Initial Indemnity Payments Made	Initial Indemnity Payments Made Timely	Compliance Percentage
ZURICH INSURANCE	FROIs Filed	Timely FROIs	Compliance	Payments Made	Timely Payments	Compliance
CA022 AMERICAN ZURICH	7	6	86%	2	2	100%
CA400 ZURICH AMERICAN INSURANCE	10	9	90%	1	1	100%
Total	17	15	88% ▲	3	3	100% ▲
ZURICH INSURANCE TPA Administered Claims						
CA040 BROADSPIRE SERVICES	1	1	100%	No Filings	No Filings	No Filings
CA160 ESIS	1	1	100%	No Filings	No Filings	No Filings
CA190 GALLAGHER BASSETT SERVICES	4	4	100%	1	1	100%
CA300 SEDGWICK CLAIMS MANAGEMENT SERVICES	7	6	86%	1	0	0%
TPA Total	13	12	92% ▲	2	1	50% ▼
ZURICH INSURANCE Group Total	30	27	90% ▲	5	4	80% ▼

Maine Workers' Compensation Board

Lost Time FROI Filing Benchmark: 85%

Initial Indemnity Payment Benchmark: 87%

▲ Indicates benchmark met or exceeded

▼ Indicates benchmark not met

Appendix B

**Insurance Group Compliance
Initial MOP and Initial Indemnity NOC Filings
First Quarter 2017
1/1/2017-3/31/2017**

INSURANCE GROUP COMPLIANCE
Initial MOP and Initial Indemnity NOC Filings
First Quarter
1/1/2017 - 3/31/2017

Insurance Company	Total Initial MOPs Filed	Initial MOPs Filed Timely	Compliance Percentage	Total Initial Indemnity NOCs Filed	Initial Indemnity NOCs Filed Timely	Compliance Percentage
ACADIA INSURANCE	MOPs Filed	Timely MOPs	Compliance	NOCs Filed	Timely NOCs	Compliance
CA010 ACADIA INSURANCE	29	19	66%	14	12	86%
Total	29	19	66% ▼	14	12	86% ▼
ACADIA INSURANCE Group Total	29	19	66% ▼	14	12	86% ▼
ACE INSURANCE	MOPs Filed	Timely MOPs	Compliance	NOCs Filed	Timely NOCs	Compliance
ACE INSURANCE	*	*	*	*	*	*
Total	*	*	*	*	*	*
ACE INSURANCE TPA Administered Claims						
CA040 BROADSPIRE SERVICES	1	1	100%	No Filings	No Filings	No Filings
CA070 CANNON COCHRAN MANAGEMENT SERVICES	7	7	100%	1	1	100%
CA110 CONSTITUTION STATE SERVICES	4	4	100%	3	3	100%
CA116 CORVEL ENTERPRISE COMP	No Filings	No Filings	No Filings	1	0	0%
CA160 ESIS	5	3	60%	3	2	67%
CA190 GALLAGHER BASSETT SERVICES	11	6	55%	6	2	33%
CA204 HELMSMAN MANAGEMENT SERVICES	No Filings	No Filings	No Filings	No Filings	No Filings	No Filings
CA300 SEDGWICK CLAIMS MANAGEMENT SERVICES	17	17	100%	13	13	100%
CA340 YORK RISK SERVICES	No Filings	No Filings	No Filings	No Filings	No Filings	No Filings
TPA Total	45	38	84% ▼	27	21	78% ▼
ACE INSURANCE Group Total	45	38	84% ▼	27	21	78% ▼
AIG INSURANCE	MOPs Filed	Timely MOPs	Compliance	NOCs Filed	Timely NOCs	Compliance
CA015 AIG DOMESTIC CLAIMS	33	30	91%	7	7	100%
Total	33	30	91% ▲	7	7	100% ▲
AIG INSURANCE TPA Administered Claims						
CA100 CLAIMS MANAGEMENT (WALMART)	7	7	100%	7	6	86%
CA300 SEDGWICK CLAIMS MANAGEMENT SERVICES	No Filings	No Filings	No Filings	2	2	100%
TPA Total	7	7	100% ▲	9	8	89% ▼
AIG INSURANCE Group Total	40	37	93% ▲	16	15	94% ▲
AMTRUST INSURANCE	MOPs Filed	Timely MOPs	Compliance	NOCs Filed	Timely NOCs	Compliance
CA342 TECHNOLOGY INSURANCE	2	1	50%	1	1	100%
CA381 WESCO INSURANCE	6	5	83%	3	3	100%
Total	8	6	75% ▼	4	4	100% ▲
AMTRUST INSURANCE Group Total	8	6	75% ▼	4	4	100% ▲

INSURANCE GROUP COMPLIANCE
Initial MOP and Initial Indemnity NOC Filings
First Quarter
1/1/2017 - 3/31/2017

Insurance Company	Total Initial MOPs Filed	Initial MOPs Filed Timely	Compliance Percentage	Total Initial Indemnity NOCs Filed	Initial Indemnity NOCs Filed Timely	Compliance Percentage
ARCH INSURANCE	MOPs Filed	Timely MOPs	Compliance	NOCs Filed	Timely NOCs	Compliance
ARCH INSURANCE	*	*	*	*	*	*
Total	*	*	*	*	*	*
ARCH INSURANCE TPA Administered Claims						
CA040 BROADSPIRE SERVICES	No Filings	No Filings	No Filings	No Filings	No Filings	No Filings
CA117 COTTINGHAM & BUTLER CLAIMS SERVICES	1	1	100%	1	1	100%
CA190 GALLAGHER BASSETT SERVICES	3	2	67%	3	3	100%
CA300 SEDGWICK CLAIMS MANAGEMENT SERVICES	8	8	100%	2	2	100%
CA340 YORK RISK SERVICES	1	1	100%	No Filings	No Filings	No Filings
TPA Total	13	12	92% ▲	6	6	100% ▲
ARCH INSURANCE Group Total	13	12	92% ▲	6	6	100% ▲
ATLANTIC SPECIALTY INSURANCE	MOPs Filed	Timely MOPs	Compliance	NOCs Filed	Timely NOCs	Compliance
CA035 ATLANTIC SPECIALTY INSURANCE	*	*	*	*	*	*
Total	*	*	*	*	*	*
ATLANTIC SPECIALTY INSURANCE TPA Administered Claims						
CA190 GALLAGHER BASSETT SERVICES	1	0	0%	No Filings	No Filings	No Filings
TPA Total	1	0	0% ▼	No Filings	No Filings	No Filings
ATLANTIC SPECIALTY INSURANCE Group Total	1	0	0% ▼	No Filings	No Filings	No Filings
BATH IRON WORKS	MOPs Filed	Timely MOPs	Compliance	NOCs Filed	Timely NOCs	Compliance
CA036 BATH IRON WORKS	15	15	100%	21	14	67%
Total	15	15	100% ▲	21	14	67% ▼
BATH IRON WORKS Group Total	15	15	100% ▲	21	14	67% ▼
BENCHMARK INSURANCE	MOPs Filed	Timely MOPs	Compliance	NOCs Filed	Timely NOCs	Compliance
BENCHMARK INSURANCE	*	*	*	*	*	*
Total	*	*	*	*	*	*
BENCHMARK INSURANCE TPA Administered Claims						
CA433 NEXT LEVEL ADMINISTRATOR LLC	No Filings	No Filings	No Filings	No Filings	No Filings	No Filings
TPA Total	No Filings	No Filings	No Filings	No Filings	No Filings	No Filings
BENCHMARK INSURANCE Group Total	No Filings	No Filings	No Filings	No Filings	No Filings	No Filings
BERKSHIRE HATHAWAY INSURANCE	MOPs Filed	Timely MOPs	Compliance	NOCs Filed	Timely NOCs	Compliance
CA114 BERKSHIRE HATHAWAY HOMESTATE INSURANCE	*	*	*	*	*	*
CA115 CONTINENTAL INDEMNITY	1	1	100%	No Filings	No Filings	No Filings
CA293 REDWOOD FIRE AND CASUALTY INSURANCE	1	0	0%	No Filings	No Filings	No Filings
Total	2	1	50% ▼	No Filings	No Filings	No Filings
BERKSHIRE HATHAWAY INSURANCE Group Total	2	1	50% ▼	No Filings	No Filings	No Filings

INSURANCE GROUP COMPLIANCE
Initial MOP and Initial Indemnity NOC Filings
First Quarter
1/1/2017 - 3/31/2017

Insurance Company	Total Initial MOPs Filed	Initial MOPs Filed Timely	Compliance Percentage	Total Initial Indemnity NOCs Filed	Initial Indemnity NOCs Filed Timely	Compliance Percentage
BROADSPIRE SERVICES	MOPs Filed	Timely MOPs	Compliance	NOCs Filed	Timely NOCs	Compliance
CA040 BROADSPIRE SERVICES	4	4	100%	2	2	100%
Total	4	4	100% ▲	2	2	100% ▲
BROADSPIRE SERVICES Group Total	4	4	100% ▲	2	2	100% ▲
BROTHERHOOD MUTUAL INSURANCE COMPANY	MOPs Filed	Timely MOPs	Compliance	NOCs Filed	Timely NOCs	Compliance
CA043 BROTHERHOOD MUTUAL INSURANCE COMPANY	No Filings	No Filings	No Filings	1	1	100%
Total	No Filings	No Filings	No Filings	1	1	100% ▲
BROTHERHOOD MUTUAL INSURANCE COMPANY Group Total	No Filings	No Filings	No Filings	1	1	100% ▲
CANNON COCHRAN MANAGEMENT SERVICES	MOPs Filed	Timely MOPs	Compliance	NOCs Filed	Timely NOCs	Compliance
CA070 CANNON COCHRAN MANAGEMENT SERVICES	62	55	89%	32	28	88%
Total	62	55	89% ▲	32	28	88% ▼
CANNON COCHRAN MANAGEMENT SERVICES Group Total	62	55	89% ▲	32	28	88% ▼
CHUBB INSURANCE	MOPs Filed	Timely MOPs	Compliance	NOCs Filed	Timely NOCs	Compliance
CA046 CHUBB INSURANCE	*	*	*	*	*	*
Total	*	*	*	*	*	*
CHUBB INSURANCE TPA Administered Claims						
CA160 ESIS	No Filings	No Filings	No Filings	1	1	100%
CA190 GALLAGHER BASSETT SERVICES	6	5	83%	No Filings	No Filings	No Filings
TPA Total	6	5	83% ▼	1	1	100% ▲
CHUBB INSURANCE Group Total	6	5	83% ▼	1	1	100% ▲
CLAIMS MANAGEMENT (WALMART)	MOPs Filed	Timely MOPs	Compliance	NOCs Filed	Timely NOCs	Compliance
CA100 CLAIMS MANAGEMENT (WALMART)	7	7	100%	7	6	86%
Total	7	7	100% ▲	7	6	86% ▼
CLAIMS MANAGEMENT (WALMART) Group Total	7	7	100% ▲	7	6	86% ▼
CNA INSURANCE	MOPs Filed	Timely MOPs	Compliance	NOCs Filed	Timely NOCs	Compliance
CA083 CNA CLAIMS PLUS	1	1	100%	No Filings	No Filings	No Filings
CA050 CONTINENTAL CASUALTY	No Filings	No Filings	No Filings	2	2	100%
CA329 VALLEY FORGE INSURANCE COMPANY	1	1	100%	No Filings	No Filings	No Filings
Total	2	2	100% ▲	2	2	100% ▲
CNA INSURANCE TPA Administered Claims						
CA190 GALLAGHER BASSETT SERVICES	2	2	100%	No Filings	No Filings	No Filings
TPA Total	2	2	100% ▲	No Filings	No Filings	No Filings
CNA INSURANCE Group Total	4	4	100% ▲	2	2	100% ▲

INSURANCE GROUP COMPLIANCE
Initial MOP and Initial Indemnity NOC Filings
First Quarter
1/1/2017 - 3/31/2017

Insurance Company	Total Initial MOPs Filed	Initial MOPs Filed Timely	Compliance Percentage	Total Initial Indemnity NOCs Filed	Initial Indemnity NOCs Filed Timely	Compliance Percentage
CONSTITUTION STATE SERVICES	MOPs Filed	Timely MOPs	Compliance	NOCs Filed	Timely NOCs	Compliance
CA110 CONSTITUTION STATE SERVICES	6	6	100%	3	3	100%
Total	6	6	100% ▲	3	3	100% ▲
CONSTITUTION STATE SERVICES Group Total	6	6	100% ▲	3	3	100% ▲
CORVEL ENTERPRISE COMP	MOPs Filed	Timely MOPs	Compliance	NOCs Filed	Timely NOCs	Compliance
CA116 CORVEL ENTERPRISE COMP	4	3	75%	3	1	33%
Total	4	3	75% ▼	3	1	33% ▼
CORVEL ENTERPRISE COMP Group Total	4	3	75% ▼	3	1	33% ▼
COTTINGHAM & BUTLER CLAIMS SERVICES	MOPs Filed	Timely MOPs	Compliance	NOCs Filed	Timely NOCs	Compliance
CA117 COTTINGHAM & BUTLER CLAIMS SERVICES	1	1	100%	2	2	100%
Total	1	1	100% ▲	2	2	100% ▲
COTTINGHAM & BUTLER CLAIMS SERVICES Group Total	1	1	100% ▲	2	2	100% ▲
CROSS INSURANCE	MOPs Filed	Timely MOPs	Compliance	NOCs Filed	Timely NOCs	Compliance
CA093 CROSS INSURANCE	41	39	95%	73	73	100%
Total	41	39	95% ▲	73	73	100% ▲
CROSS INSURANCE Group Total	41	39	95% ▲	73	73	100% ▲
ELECTRIC INSURANCE	MOPs Filed	Timely MOPs	Compliance	NOCs Filed	Timely NOCs	Compliance
CA150 ELECTRIC INSURANCE	*	*	*	*	*	*
Total	*	*	*	*	*	*
ELECTRIC INSURANCE TPA Administered Claims						
CA300 SEDGWICK CLAIMS MANAGEMENT SERVICES	1	1	100%	1	0	0%
TPA Total	1	1	100% ▲	1	0	0% ▼
ELECTRIC INSURANCE Group Total	1	1	100% ▲	1	0	0% ▼
ESIS	MOPs Filed	Timely MOPs	Compliance	NOCs Filed	Timely NOCs	Compliance
CA160 ESIS	11	8	73%	7	6	86%
Total	11	8	73% ▼	7	6	86% ▼
ESIS Group Total	11	8	73% ▼	7	6	86% ▼
FEDERATED MUTUAL INSURANCE	MOPs Filed	Timely MOPs	Compliance	NOCs Filed	Timely NOCs	Compliance
CA091 FEDERATED MUTUAL INSURANCE	2	0	0%	2	2	100%
CA092 FEDERATED SERVICE INSURANCE	No Filings	No Filings	No Filings	No Filings	No Filings	No Filings
Total	2	0	0% ▼	2	2	100% ▲
FEDERATED MUTUAL INSURANCE Group Total	2	0	0% ▼	2	2	100% ▲

INSURANCE GROUP COMPLIANCE
Initial MOP and Initial Indemnity NOC Filings
First Quarter
1/1/2017 - 3/31/2017

Insurance Company	Total Initial MOPs Filed	Initial MOPs Filed Timely	Compliance Percentage	Total Initial Indemnity NOCs Filed	Initial Indemnity NOCs Filed Timely	Compliance Percentage
FIREMAN'S FUND INSURANCE	MOPs Filed	Timely MOPs	Compliance	NOCs Filed	Timely NOCs	Compliance
CA170 FIREMAN'S FUND INSURANCE	No Filings	No Filings	No Filings	No Filings	No Filings	No Filings
Total	No Filings	No Filings	No Filings	No Filings	No Filings	No Filings
FIREMAN'S FUND INSURANCE Group Total	No Filings	No Filings	No Filings	No Filings	No Filings	No Filings
FUTURECOMP	MOPs Filed	Timely MOPs	Compliance	NOCs Filed	Timely NOCs	Compliance
CA175 FUTURECOMP	15	14	93%	8	7	88%
Total	15	14	93% ▲	8	7	88% ▼
FUTURECOMP Group Total	15	14	93% ▲	8	7	88% ▼
GALLAGHER BASSETT SERVICES	MOPs Filed	Timely MOPs	Compliance	NOCs Filed	Timely NOCs	Compliance
CA190 GALLAGHER BASSETT SERVICES	49	32	65%	15	10	67%
Total	49	32	65% ▼	15	10	67% ▼
GALLAGHER BASSETT SERVICES Group Total	49	32	65% ▼	15	10	67% ▼
GREAT FALLS INSURANCE	MOPs Filed	Timely MOPs	Compliance	NOCs Filed	Timely NOCs	Compliance
GREAT FALLS INSURANCE	*	*	*	*	*	*
Total	*	*	*	*	*	*
GREAT FALLS INSURANCE TPA Administered Claims	MOPs Filed	Timely MOPs	Compliance	NOCs Filed	Timely NOCs	Compliance
CA070 CANNON COCHRAN MANAGEMENT SERVICES	33	28	85%	20	18	90%
TPA Total	33	28	85% ▲	20	18	90% ▲
GREAT FALLS INSURANCE Group Total	33	28	85% ▲	20	18	90% ▲
GUARD INSURANCE	MOPs Filed	Timely MOPs	Compliance	NOCs Filed	Timely NOCs	Compliance
CA019 AMGUARD INSURANCE	5	4	80%	1	0	0%
CA140 EASTGUARD INSURANCE	1	1	100%	No Filings	No Filings	No Filings
Total	6	5	83% ▼	1	0	0% ▼
GUARD INSURANCE Group Total	6	5	83% ▼	1	0	0% ▼
HANNAFORD BROTHERS	MOPs Filed	Timely MOPs	Compliance	NOCs Filed	Timely NOCs	Compliance
CA201 HANNAFORD BROTHERS	35	27	77%	7	5	71%
Total	35	27	77% ▼	7	5	71% ▼
HANNAFORD BROTHERS Group Total	35	27	77% ▼	7	5	71% ▼
HANOVER INSURANCE	MOPs Filed	Timely MOPs	Compliance	NOCs Filed	Timely NOCs	Compliance
CA428 ALLMERICA FINANCIAL BENEFIT INSURANCE	1	1	100%	No Filings	No Filings	No Filings
CA048 CITIZENS INSURANCE COMPANY OF AMERICA	1	1	100%	No Filings	No Filings	No Filings
CA429 HANOVER AMERICAN INSURANCE	1	0	0%	No Filings	No Filings	No Filings
CA202 HANOVER INSURANCE	1	1	100%	2	2	100%
CA228 MASSACHUSETTS BAY INSURANCE	No Filings	No Filings	No Filings	3	3	100%
Total	4	3	75% ▼	5	5	100% ▲
HANOVER INSURANCE Group Total	4	3	75% ▼	5	5	100% ▲

Maine Workers' Compensation Board
Initial MOP Filing Benchmark: 85%
Initial Indemnity NOC Benchmark: 90%

▲ Indicates benchmark met or exceeded
▼ Indicates benchmark not met

INSURANCE GROUP COMPLIANCE
Initial MOP and Initial Indemnity NOC Filings
First Quarter
1/1/2017 - 3/31/2017

Insurance Company	Total Initial MOPs Filed	Initial MOPs Filed Timely	Compliance Percentage	Total Initial Indemnity NOCs Filed	Initial Indemnity NOCs Filed Timely	Compliance Percentage
HARTFORD INSURANCE	MOPs Filed	Timely MOPs	Compliance	NOCs Filed	Timely NOCs	Compliance
CA188 HARTFORD ACCIDENT & INDEMNITY	No Filings	No Filings	No Filings	1	1	100%
CA185 HARTFORD CASUALTY INSURANCE	2	2	100%	2	2	100%
CA203 HARTFORD FIRE INSURANCE	1	1	100%	No Filings	No Filings	No Filings
CA186 HARTFORD INSURANCE COMPANY OF THE MIDWEST	No Filings	No Filings	No Filings	No Filings	No Filings	No Filings
CA187 HARTFORD UNDERWRITERS INSURANCE	2	1	50%	1	1	100%
CA296 SENTINEL INSURANCE	No Filings	No Filings	No Filings	1	1	100%
CA319 TRUMBULL INSURANCE	8	8	100%	4	4	100%
CA321 TWIN CITY FIRE INSURANCE	1	1	100%	2	2	100%
Total	14	13	93% ▲	11	11	100% ▲
HARTFORD INSURANCE TPA Administered Claims						
CA040 BROADSPIRE SERVICES	1	1	100%	No Filings	No Filings	No Filings
CA070 CANNON COCHRAN MANAGEMENT SERVICES	No Filings	No Filings	No Filings	1	0	0%
CA116 CORVEL ENTERPRISE COMP	2	2	100%	1	1	100%
CA300 SEDGWICK CLAIMS MANAGEMENT SERVICES	4	3	75%	1	1	100%
CA280 TRISTAR RISK ENTERPRISE MANAGEMENT	No Filings	No Filings	No Filings	No Filings	No Filings	No Filings
TPA Total	7	6	86% ▲	3	2	67% ▼
HARTFORD INSURANCE Group Total	21	19	90% ▲	14	13	93% ▲
HELMSMAN MANAGEMENT SERVICES	MOPs Filed	Timely MOPs	Compliance	NOCs Filed	Timely NOCs	Compliance
CA204 HELMSMAN MANAGEMENT SERVICES	3	3	100%	No Filings	No Filings	No Filings
Total	3	3	100% ▲	No Filings	No Filings	No Filings
HELMSMAN MANAGEMENT SERVICES Group Total	3	3	100% ▲	No Filings	No Filings	No Filings
LIBERTY MUTUAL INSURANCE	MOPs Filed	Timely MOPs	Compliance	NOCs Filed	Timely NOCs	Compliance
CA380 EMPLOYERS INSURANCE OF WAUSAU	1	1	100%	No Filings	No Filings	No Filings
CA210 LIBERTY MUTUAL INSURANCE	29	23	79%	12	11	92%
CA407 OHIO SECURITY INSURANCE	No Filings	No Filings	No Filings	No Filings	No Filings	No Filings
CA275 PEERLESS INSURANCE	9	6	67%	5	4	80%
CA309 THE NETHERLANDS INSURANCE	1	0	0%	No Filings	No Filings	No Filings
CA408 WEST AMERICAN INSURANCE	No Filings	No Filings	No Filings	No Filings	No Filings	No Filings
Total	40	30	75% ▼	17	15	88% ▼
LIBERTY MUTUAL INSURANCE Group Total	40	30	75% ▼	17	15	88% ▼
MACY'S CORPORATE SERVICES	MOPs Filed	Timely MOPs	Compliance	NOCs Filed	Timely NOCs	Compliance
CA213 MACY'S CORPORATE SERVICES	1	1	100%	1	1	100%
Total	1	1	100% ▲	1	1	100% ▲
MACY'S CORPORATE SERVICES Group Total	1	1	100% ▲	1	1	100% ▲

INSURANCE GROUP COMPLIANCE
Initial MOP and Initial Indemnity NOC Filings
First Quarter
1/1/2017 - 3/31/2017

Insurance Company	Total Initial MOPs Filed	Initial MOPs Filed Timely	Compliance Percentage	Total Initial Indemnity NOCs Filed	Initial Indemnity NOCs Filed Timely	Compliance Percentage
MAINE AUTOMOBILE DEALERS ASSOCIATION	MOPs Filed	Timely MOPs	Compliance	NOCs Filed	Timely NOCs	Compliance
CA220 MAINE AUTOMOBILE DEALERS ASSOCIATION	14	14	100%	No Filings	No Filings	No Filings
Total	14	14	100% ▲	No Filings	No Filings	No Filings
MAINE AUTOMOBILE DEALERS ASSOCIATION Group Total	14	14	100% ▲	No Filings	No Filings	No Filings
MAINE EMPLOYERS' MUTUAL INSURANCE	MOPs Filed	Timely MOPs	Compliance	NOCs Filed	Timely NOCs	Compliance
CA260 MAINE EMPLOYERS' MUTUAL INSURANCE	414	385	93%	221	210	95%
Total	414	385	93% ▲	221	210	95% ▲
MAINE EMPLOYERS' MUTUAL INSURANCE Group Total	414	385	93% ▲	221	210	95% ▲
MAINE HEALTHCARE ASSOCIATION	MOPs Filed	Timely MOPs	Compliance	NOCs Filed	Timely NOCs	Compliance
CA234 MAINE HEALTHCARE ASSOCIATION	7	7	100%	9	8	89%
Total	7	7	100% ▲	9	8	89% ▼
MAINE HEALTHCARE ASSOCIATION Group Total	7	7	100% ▲	9	8	89% ▼
MAINE MOTOR TRANSPORT ASSOCIATION	MOPs Filed	Timely MOPs	Compliance	NOCs Filed	Timely NOCs	Compliance
CA230 MAINE MOTOR TRANSPORT ASSOCIATION	6	6	100%	10	9	90%
Total	6	6	100% ▲	10	9	90% ▲
MAINE MOTOR TRANSPORT ASSOCIATION Group Total	6	6	100% ▲	10	9	90% ▲
MAINE MUNICIPAL ASSOCIATION	MOPs Filed	Timely MOPs	Compliance	NOCs Filed	Timely NOCs	Compliance
CA225 MAINE MUNICIPAL ASSOCIATION	81	74	91%	50	49	98%
Total	81	74	91% ▲	50	49	98% ▲
MAINE MUNICIPAL ASSOCIATION Group Total	81	74	91% ▲	50	49	98% ▲
MAINE SCHOOL MANAGEMENT ASSOCIATION	MOPs Filed	Timely MOPs	Compliance	NOCs Filed	Timely NOCs	Compliance
CA250 MAINE SCHOOL MANAGEMENT ASSOCIATION	31	31	100%	12	12	100%
Total	31	31	100% ▲	12	12	100% ▲
MAINE SCHOOL MANAGEMENT ASSOCIATION Group Total	31	31	100% ▲	12	12	100% ▲
MEADOWBROOK INSURANCE	MOPs Filed	Timely MOPs	Compliance	NOCs Filed	Timely NOCs	Compliance
CA255 MEADOWBROOK INSURANCE	2	2	100%	No Filings	No Filings	No Filings
Total	2	2	100% ▲	No Filings	No Filings	No Filings
MEADOWBROOK INSURANCE Group Total	2	2	100% ▲	No Filings	No Filings	No Filings
NATIONAL INTERSTATE INSURANCE	MOPs Filed	Timely MOPs	Compliance	NOCs Filed	Timely NOCs	Compliance
CA267 NATIONAL INTERSTATE INSURANCE COMPANY	3	3	100%	No Filings	No Filings	No Filings
Total	3	3	100% ▲	No Filings	No Filings	No Filings
NATIONAL INTERSTATE INSURANCE Group Total	3	3	100% ▲	No Filings	No Filings	No Filings

INSURANCE GROUP COMPLIANCE
Initial MOP and Initial Indemnity NOC Filings
First Quarter
1/1/2017 - 3/31/2017

Insurance Company	Total Initial MOPs Filed	Initial MOPs Filed Timely	Compliance Percentage	Total Initial Indemnity NOCs Filed	Initial Indemnity NOCs Filed Timely	Compliance Percentage
NATIONWIDE INSURANCE	MOPs Filed	Timely MOPs	Compliance	NOCs Filed	Timely NOCs	Compliance
CA198 HARLEYSVILLE WORSTER INSURANCE	*	*	*	*	*	*
CA289 NATIONAL CASUALTY	No Filings	No Filings	No Filings	1	0	0%
CA291 NATIONWIDE AGRIBUSINESS INSURANCE	1	0	0%	2	0	0%
Total	1	0	0% ▼	3	0	0% ▼
NATIONWIDE INSURANCE Group Total	1	0	0% ▼	3	0	0% ▼
NORTH RIVER INSURANCE	MOPs Filed	Timely MOPs	Compliance	NOCs Filed	Timely NOCs	Compliance
CA257 NORTH RIVER INSURANCE	*	*	*	*	*	*
Total	*	*	*	*	*	*
NORTH RIVER INSURANCE TPA Administered Claims						
CA040 BROADSPIRE SERVICES	No Filings	No Filings	No Filings	No Filings	No Filings	No Filings
TPA Total	No Filings	No Filings	No Filings	No Filings	No Filings	No Filings
NORTH RIVER INSURANCE Group Total	No Filings	No Filings	No Filings	No Filings	No Filings	No Filings
OLD REPUBLIC INSURANCE	MOPs Filed	Timely MOPs	Compliance	NOCs Filed	Timely NOCs	Compliance
OLD REPUBLIC INSURANCE	*	*	*	*	*	*
Total	*	*	*	*	*	*
OLD REPUBLIC INSURANCE TPA Administered Claims						
CA070 CANNON COCHRAN MANAGEMENT SERVICES	2	1	50%	1	1	100%
CA110 CONSTITUTION STATE SERVICES	2	2	100%	No Filings	No Filings	No Filings
CA160 ESIS	2	2	100%	No Filings	No Filings	No Filings
CA190 GALLAGHER BASSETT SERVICES	2	1	50%	No Filings	No Filings	No Filings
CA300 SEDGWICK CLAIMS MANAGEMENT SERVICES	2	2	100%	2	2	100%
TPA Total	10	8	80% ▼	3	3	100% ▲
OLD REPUBLIC INSURANCE Group Total	10	8	80% ▼	3	3	100% ▲
PENNSYLVANIA MFG ASSN	MOPs Filed	Timely MOPs	Compliance	NOCs Filed	Timely NOCs	Compliance
PENNSYLVANIA MFG ASSN	*	*	*	*	*	*
Total	*	*	*	*	*	*
PENNSYLVANIA MFG ASSN TPA Administered Claims						
CA190 GALLAGHER BASSETT SERVICES	4	1	25%	1	1	100%
TPA Total	4	1	25% ▼	1	1	100% ▲
PENNSYLVANIA MFG ASSN Group Total	4	1	25% ▼	1	1	100% ▲

INSURANCE GROUP COMPLIANCE
Initial MOP and Initial Indemnity NOC Filings
First Quarter
1/1/2017 - 3/31/2017

Insurance Company	Total Initial MOPs Filed	Initial MOPs Filed Timely	Compliance Percentage	Total Initial Indemnity NOCs Filed	Initial Indemnity NOCs Filed Timely	Compliance Percentage
PROTECTIVE INSURANCE	MOPs Filed	Timely MOPs	Compliance	NOCs Filed	Timely NOCs	Compliance
CA277 PROTECTIVE INSURANCE COMPANY	*	*	*	*	*	*
Total	*	*	*	*	*	*
PROTECTIVE INSURANCE TPA Administered Claims						
CA340 YORK RISK SERVICES	1	1	100%	No Filings	No Filings	No Filings
TPA Total	1	1	100% ▲	No Filings	No Filings	No Filings
PROTECTIVE INSURANCE Group Total	1	1	100% ▲	No Filings	No Filings	No Filings
QBE INSURANCE GROUP	MOPs Filed	Timely MOPs	Compliance	NOCs Filed	Timely NOCs	Compliance
QBE INSURANCE GROUP	*	*	*	*	*	*
Total	*	*	*	*	*	*
QBE INSURANCE GROUP TPA Administered Claims						
CA300 SEDGWICK CLAIMS MANAGEMENT SERVICES	4	3	75%	2	2	100%
TPA Total	4	3	75% ▼	2	2	100% ▲
QBE INSURANCE GROUP Group Total	4	3	75% ▼	2	2	100% ▲
SAFETY NATIONAL CASUALTY CORP	MOPs Filed	Timely MOPs	Compliance	NOCs Filed	Timely NOCs	Compliance
SAFETY NATIONAL CASUALTY CORP	*	*	*	*	*	*
Total	*	*	*	*	*	*
SAFETY NATIONAL CASUALTY CORP TPA Administered Claims						
CA070 CANNON COCHRAN MANAGEMENT SERVICES	No Filings	No Filings	No Filings	No Filings	No Filings	No Filings
CA116 CORVEL ENTERPRISE COMP	1	1	100%	No Filings	No Filings	No Filings
CA160 ESIS	1	0	0%	No Filings	No Filings	No Filings
CA190 GALLAGHER BASSETT SERVICES	4	3	75%	No Filings	No Filings	No Filings
CA300 SEDGWICK CLAIMS MANAGEMENT SERVICES	No Filings	No Filings	No Filings	4	4	100%
TPA Total	6	4	67% ▼	4	4	100% ▲
SAFETY NATIONAL CASUALTY CORP Group Total	6	4	67% ▼	4	4	100% ▲
SEDGWICK CLAIMS MANAGEMENT SERVICES	MOPs Filed	Timely MOPs	Compliance	NOCs Filed	Timely NOCs	Compliance
CA300 SEDGWICK CLAIMS MANAGEMENT SERVICES	56	53	95%	36	35	97%
Total	56	53	95% ▲	36	35	97% ▲
SEDGWICK CLAIMS MANAGEMENT SERVICES Group Total	56	53	95% ▲	36	35	97% ▲
SENTRY INSURANCE	MOPs Filed	Timely MOPs	Compliance	NOCs Filed	Timely NOCs	Compliance
CA402 SENTRY CASUALTY	No Filings	No Filings	No Filings	1	1	100%
CA305 SENTRY INSURANCE	2	2	100%	1	1	100%
CA308 SENTRY SELECT INSURANCE	No Filings	No Filings	No Filings	No Filings	No Filings	No Filings
Total	2	2	100% ▲	2	2	100% ▲
SENTRY INSURANCE Group Total	2	2	100% ▲	2	2	100% ▲

INSURANCE GROUP COMPLIANCE
Initial MOP and Initial Indemnity NOC Filings
First Quarter
1/1/2017 - 3/31/2017

Insurance Company	Total Initial MOPs Filed	Initial MOPs Filed Timely	Compliance Percentage	Total Initial Indemnity NOCs Filed	Initial Indemnity NOCs Filed Timely	Compliance Percentage
SOMPO JAPAN INSURANCE SOMPO JAPAN INSURANCE COMPANY OF AMERICA	MOPs Filed *	Timely MOPs *	Compliance *	NOCs Filed *	Timely NOCs *	Compliance *
Total	*	*	*	*	*	*
SOMPO JAPAN INSURANCE TPA Administered Claims CA040 BROADSPIRE SERVICES	No Filings	No Filings	No Filings	No Filings	No Filings	No Filings
TPA Total	No Filings	No Filings	No Filings	No Filings	No Filings	No Filings
SOMPO JAPAN INSURANCE Group Total	No Filings	No Filings	No Filings	No Filings	No Filings	No Filings
STARR INDEMNITY INSURANCE STARR INDEMNITY INSURANCE	MOPs Filed *	Timely MOPs *	Compliance *	NOCs Filed *	Timely NOCs *	Compliance *
Total	*	*	*	*	*	*
STARR INDEMNITY INSURANCE TPA Administered Claims CA160 ESIS CA190 GALLAGHER BASSETT SERVICES CA300 SEDGWICK CLAIMS MANAGEMENT SERVICES	2 1 No Filings	2 1 No Filings	100% 100% No Filings	1 No Filings No Filings	1 No Filings No Filings	100% No Filings No Filings
TPA Total	3	3	100% ▲	1	1	100% ▲
STARR INDEMNITY INSURANCE Group Total	3	3	100% ▲	1	1	100% ▲
STATE OF MAINE WORKERS' COMPENSATION TRUST CA307 STATE OF MAINE WORKERS' COMPENSATION TRUST	MOPs Filed 47	Timely MOPs 46	Compliance 98%	NOCs Filed 22	Timely NOCs 20	Compliance 91%
Total	47	46	98% ▲	22	20	91% ▲
STATE OF MAINE WORKERS' COMPENSATION TRUST Group Total	47	46	98% ▲	22	20	91% ▲
SYNERNET CA320 SYNERNET	MOPs Filed 32	Timely MOPs 28	Compliance 88%	NOCs Filed 43	Timely NOCs 38	Compliance 88%
Total	32	28	88% ▲	43	38	88% ▼
SYNERNET Group Total	32	28	88% ▲	43	38	88% ▼
THE AMERICAN EQUITY UNDERWRITERS CA323 THE AMERICAN EQUITY UNDERWRITERS	MOPs Filed No Filings	Timely MOPs No Filings	Compliance No Filings	NOCs Filed 1	Timely NOCs 1	Compliance 100%
Total	No Filings	No Filings	No Filings	1	1	100% ▲
THE AMERICAN EQUITY UNDERWRITERS Group Total	No Filings	No Filings	No Filings	1	1	100% ▲

INSURANCE GROUP COMPLIANCE
Initial MOP and Initial Indemnity NOC Filings
First Quarter
1/1/2017 - 3/31/2017

Insurance Company	Total Initial MOPs Filed	Initial MOPs Filed Timely	Compliance Percentage	Total Initial Indemnity NOCs Filed	Initial Indemnity NOCs Filed Timely	Compliance Percentage
TRAVELERS INSURANCE	MOPs Filed	Timely MOPs	Compliance	NOCs Filed	Timely NOCs	Compliance
CA072 CHARTER OAK FIRE INSURANCE	11	6	55%	3	3	100%
CA164 FARMINGTON CASUALTY	No Filings	No Filings	No Filings	No Filings	No Filings	No Filings
CA284 PHOENIX INSURANCE	1	1	100%	No Filings	No Filings	No Filings
CA306 STANDARD FIRE INSURANCE	2	2	100%	No Filings	No Filings	No Filings
CA347 TRAVELERS CASUALTY & SURETY	2	2	100%	No Filings	No Filings	No Filings
CA348 TRAVELERS CASUALTY INSURANCE COMPANY OF AMERICA	1	1	100%	2	1	50%
CA349 TRAVELERS COMMERCIAL CASUALTY	1	1	100%	2	2	100%
CA343 TRAVELERS INDEMNITY COMPANY	No Filings	No Filings	No Filings	No Filings	No Filings	No Filings
CA346 TRAVELERS INDEMNITY COMPANY OF AMERICA	2	0	0%	1	1	100%
CA345 TRAVELERS PROPERTY CASUALTY INSURANCE	1	1	100%	No Filings	No Filings	No Filings
Total	21	14	67% ▼	8	7	88% ▼
TRAVELERS INSURANCE TPA Administered Claims						
CA160 ESIS	No Filings	No Filings	No Filings	No Filings	No Filings	No Filings
CA190 GALLAGHER BASSETT SERVICES	2	1	50%	No Filings	No Filings	No Filings
CA300 SEDGWICK CLAIMS MANAGEMENT SERVICES	4	4	100%	No Filings	No Filings	No Filings
TPA Total	6	5	83% ▼	No Filings	No Filings	No Filings
TRAVELERS INSURANCE Group Total	27	19	70% ▼	8	7	88% ▼
XL INSURANCE	MOPs Filed	Timely MOPs	Compliance	NOCs Filed	Timely NOCs	Compliance
CA384 XL INSURANCE	*	*	*	*	*	*
Total	*	*	*	*	*	*
XL INSURANCE TPA Administered Claims						
CA040 BROADSPIRE SERVICES	No Filings	No Filings	No Filings	No Filings	No Filings	No Filings
CA116 CORVEL ENTERPRISE COMP	1	0	0%	1	0	0%
CA117 COTTINGHAM & BUTLER CLAIMS SERVICES	No Filings	No Filings	No Filings	1	1	100%
CA160 ESIS	No Filings	No Filings	No Filings	No Filings	No Filings	No Filings
CA190 GALLAGHER BASSETT SERVICES	11	9	82%	3	3	100%
CA300 SEDGWICK CLAIMS MANAGEMENT SERVICES	3	3	100%	1	1	100%
TPA Total	15	12	80% ▼	6	5	83% ▼
XL INSURANCE Group Total	15	12	80% ▼	6	5	83% ▼
YORK RISK SERVICES	MOPs Filed	Timely MOPs	Compliance	NOCs Filed	Timely NOCs	Compliance
CA340 YORK RISK SERVICES	3	3	100%	No Filings	No Filings	No Filings
Total	3	3	100% ▲	No Filings	No Filings	No Filings
YORK RISK SERVICES Group Total	3	3	100% ▲	No Filings	No Filings	No Filings

INSURANCE GROUP COMPLIANCE
 Initial MOP and Initial Indemnity NOC Filings
 First Quarter
 1/1/2017 - 3/31/2017

Insurance Company	Total Initial MOPs Filed	Initial MOPs Filed Timely	Compliance Percentage	Total Initial Indemnity NOCs Filed	Initial Indemnity NOCs Filed Timely	Compliance Percentage
ZURICH INSURANCE	MOPs Filed	Timely MOPs	Compliance	NOCs Filed	Timely NOCs	Compliance
CA022 AMERICAN ZURICH	2	2	100%	2	2	100%
CA400 ZURICH AMERICAN INSURANCE	1	1	100%	2	2	100%
Total	3	3	100% ▲	4	4	100% ▲
ZURICH INSURANCE TPA Administered Claims						
CA040 BROADSPIRE SERVICES	No Filings	No Filings	No Filings	1	1	100%
CA160 ESIS	No Filings	No Filings	No Filings	1	1	100%
CA190 GALLAGHER BASSETT SERVICES	1	1	100%	2	1	50%
CA300 SEDGWICK CLAIMS MANAGEMENT SERVICES	1	0	0%	1	1	100%
TPA Total	2	1	50% ▼	5	4	80% ▼
ZURICH INSURANCE Group Total	5	4	80% ▼	9	8	89% ▼