



QUARTERLY COMPLIANCE REPORT

STATE OF MAINE
WORKERS' COMPENSATION BOARD

Second Quarter 2017
April 1, 2017 - June 30, 2017

Office of Monitoring, Audit &
Enforcement

Paul H. Sighinolfi, Esq.
Executive Director/Chair

27 State House Station
Augusta, Maine 04333-0027
207.287.3751

**State of Maine
Workers' Compensation Board
Quarterly Compliance Report
Second Quarter**

Table of Contents

1.	Executive Summary	Pages 1-2
2.	Lost Time First Report of Injury Filings	Page 3
3.	Initial Indemnity Payments	Page 4
4.	Initial Memorandum of Payment Filings	Page 5
5.	Initial Indemnity Notice of Controversy Filings	Page 6
6.	Wage Information	Page 7

Table of Charts

1.	Lost Time First Report of Injury Filings Timeliness Distribution	Page 3
2.	Lost Time First Report of Injury Filings Quarterly Compliance	Page 3
3.	Lost Time First Report of Injury Filings Compliance Trend	Page 3
4.	Initial Indemnity Payments Timeliness Distribution	Page 4
5.	Initial Indemnity Payments Quarterly Compliance	Page 4
6.	Initial Indemnity Payments Compliance Trend	Page 4
7.	Initial Memorandum of Payment Filings Timeliness Distribution	Page 5
8.	Initial Memorandum of Payment Filings Quarterly Compliance	Page 5
9.	Initial Memorandum of Payment Filings Compliance Trend	Page 5
10.	Initial Indemnity Notice of Controversy Filings Timeliness Distribution	Page 6
11.	Initial Indemnity Notice of Controversy Filings Quarterly Compliance	Page 6
12.	Initial Indemnity Notice of Controversy Filings Compliance Trend	Page 6
13.	Wage Information Wage Statement Timeliness Distribution	Page 7
14.	Wage Information Fringe Benefits Worksheet(s) Timeliness Distribution	Page 7

Appendices

A.	Insurance Group Compliance	Pages A1-A12
	Lost Time FROI Filings and Initial Indemnity Payments	
B.	Insurance Group Compliance	Pages B1-B12
	Initial MOP and Initial Indemnity NOC Filings	

Executive Summary

On October 10, 2017, the Maine Workers' Compensation Board of Directors approved the 2017 Second Quarter (4/1/2017-6/30/2017) Compliance Report. This report represents the efforts of the Office of Monitoring, Audit and Enforcement and insurers, self-insurers, and third-party administrators (collectively "insurers").

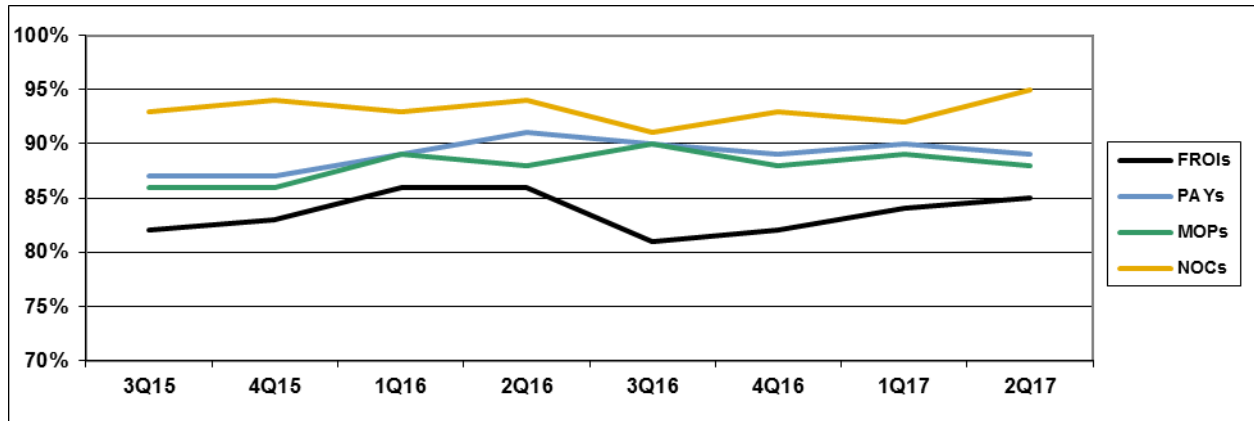
I. COMPLIANCE OVERVIEW

The Reconciliation Report was sent to 93 insurers on July 20, 2017; 61 responded, 24 were not required to respond and 8 did not respond.

The 2Q17 report represents results based upon data received by August 25, 2017. The results are:

	Number of Days	Benchmark	3Q15	4Q15	1Q16	2Q16	3Q16	4Q16	1Q17	2Q17
FROIs	7	85%	82%	83%	86%	86%	81%	82%	84%	85%
PAYs	14	87%	87%	87%	89%	91%	90%	89%	90%	89%
MOPs	17	85%	86%	86%	89%	88%	90%	88%	89%	88%
NOCs	14	90%	93%	94%	93%	94%	91%	93%	92%	95%

Compliance Benchmark Tracking



II. CAVEATS & EXPLANATIONS

A. General

- Question marks (“?”) within this report indicate that the insurer did not provide all of the data required to measure compliance in that particular area.

B. Lost Time First Report of Injury (FROI) Filings

- Compliance with this benchmark exists when the FROI is filed (accepted EDI transaction, with or without errors) within 7 days after the employer receives notice or knowledge of an employee injury that has caused the employee to lose a day’s work.

C. Initial Indemnity Payments (PAYs)

- Compliance with this benchmark exists when the check is mailed within the later of (i) 14 days after the employer’s notice or knowledge of incapacity or (ii) the first day of compensability plus 6 days.
- If an employer continues to pay the employee’s salary, payments are deemed timely for purposes of compliance if made consistent with the employer’s usual payroll practice.

D. Initial Memorandum of Payment (MOP) Filings

- Compliance with this benchmark exists when the MOP is received within 17 days of the employer’s notice or knowledge of incapacity.

E. Initial Indemnity Notice of Controversy (NOC) Filings

- Compliance with this benchmark exists when the NOC is filed (accepted EDI transaction, with or without errors) within 14 days after the employer receives notice or knowledge of the incapacity or death. Measurement excludes filings submitted with full denial reason codes 3A-3H (No Coverage).

III. COMPLETED AUDITS

The Board conducts compliance audits of insurers to ensure that all obligations under the Workers’ Compensation Act are met. The functions of the audit program include, but are not limited to: ensuring that all reporting requirements of the Board are met, auditing the timeliness of benefit payments, auditing the accuracy of indemnity payments, evaluating claims-handling techniques, and determining whether claims are unreasonably contested.

The following had an audit completed in the 2Q17:

Auditee (alpha order)	Total Penalties
Acadia (W. R. Berkley Corporation Group)	\$19,300.00
CNA Insurance Group	\$1,500.00

LOST TIME FIRST REPORT OF INJURY FILINGS

Chart 1: Timeliness Distribution

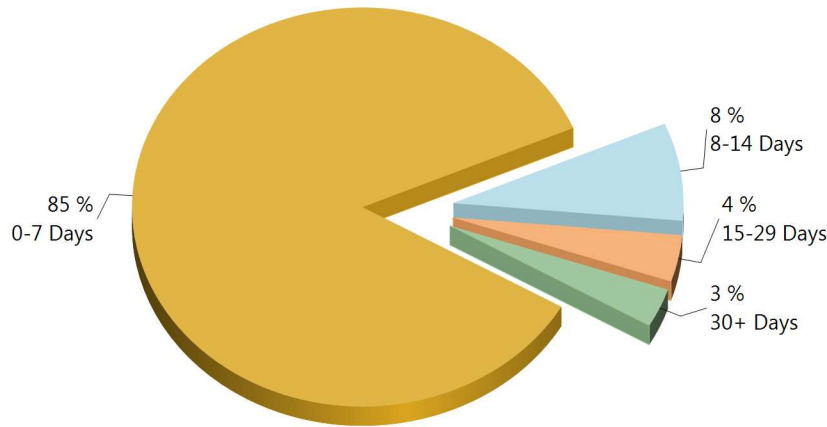


Table 1: Received Within

0-7 Days	2,841	85%
8-14 Days	264	8%
15-29 Days	126	4%
30+ Days	105	3%
? Days	0	0%
Total	3,336	100%

*The percentages may not always add to 100% due to rounding

Chart 2: Quarterly Compliance

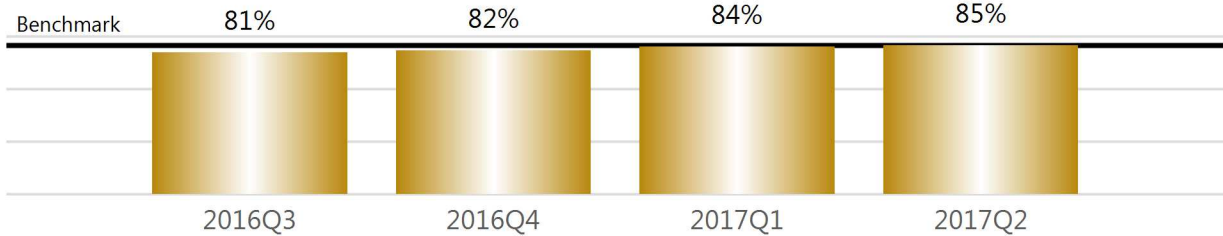
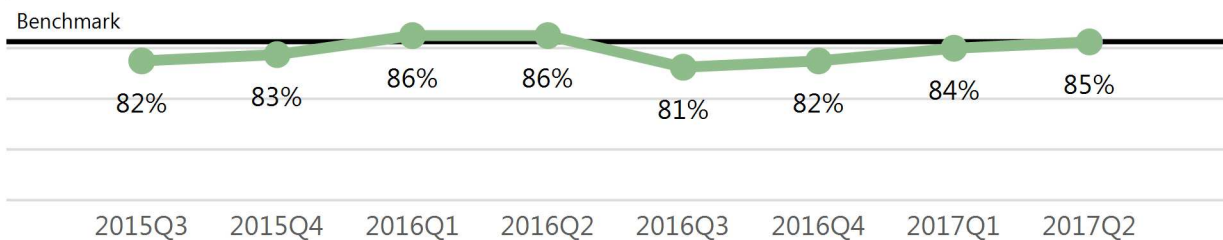


Chart 3: Compliance Trend



**Second Quarter Compliance Report
4/1/2017 - 6/30/2017**

INITIAL INDEMNITY PAYMENTS

Chart 4: Timeliness Distribution

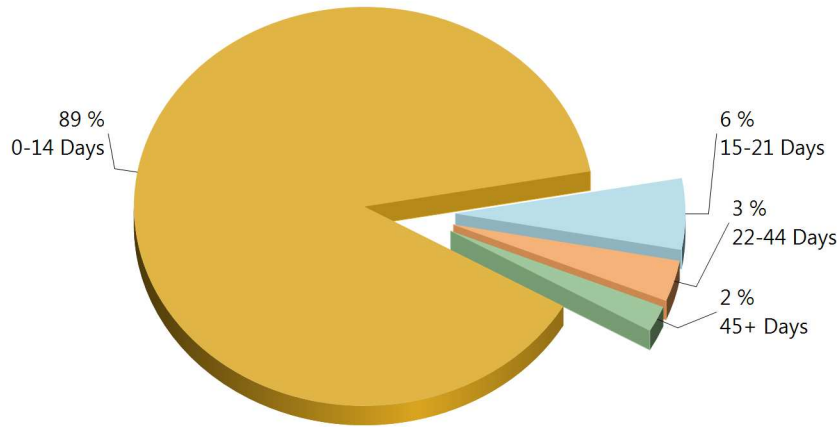


Table 2: Made Within

0-14 Days	803	89%
15-21 Days	52	6%
22-44 Days	30	3%
45+ Days	19	2%
? Days	0	0%
Total	904	100%

*The percentages may not always add to 100% due to rounding

Initial indemnity payments are monitored to ensure that payments are initiated within the time limits established in Section 205. As a result of these efforts, \$15,450 was issued to claimants in penalties and there is another \$11,000 in penalties awaiting resolution.

Chart 5: Quarterly Compliance

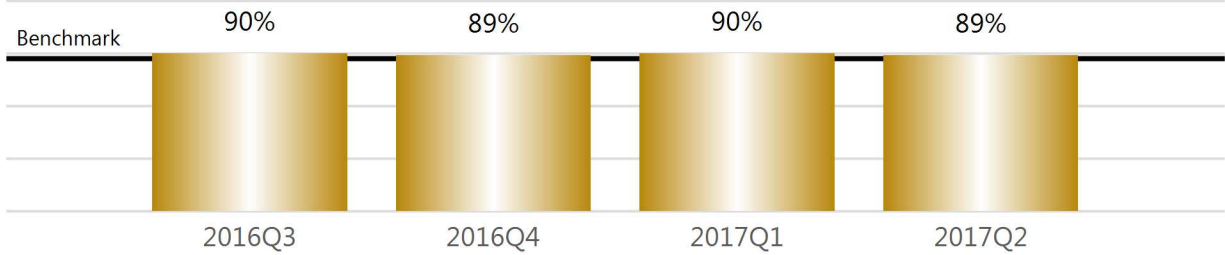
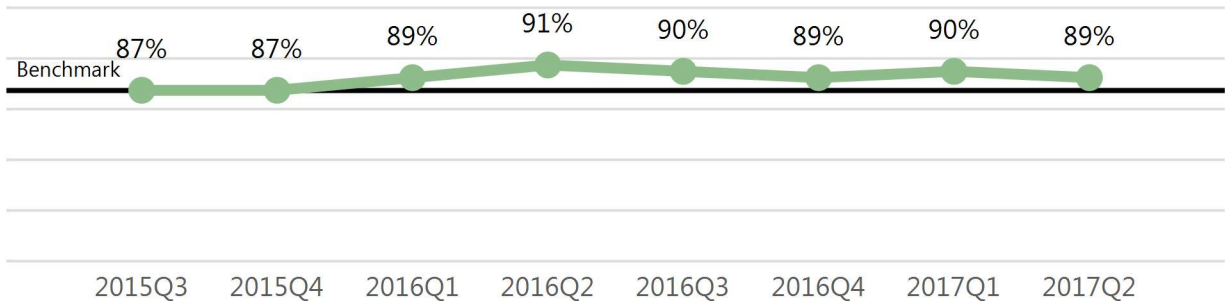


Chart 6: Compliance Trend



INITIAL MEMORANDUM OF PAYMENT FILINGS

Chart 7: Timeliness Distribution




Table 3: Received Within

0-17 Days	795	88%
18-21 Days	33	4%
22-44 Days	47	5%
45+ Days	29	3%
? Days	0	0%
Total	904	100%

*The percentages may not always add to 100% due to rounding

Chart 8: Quarterly Compliance

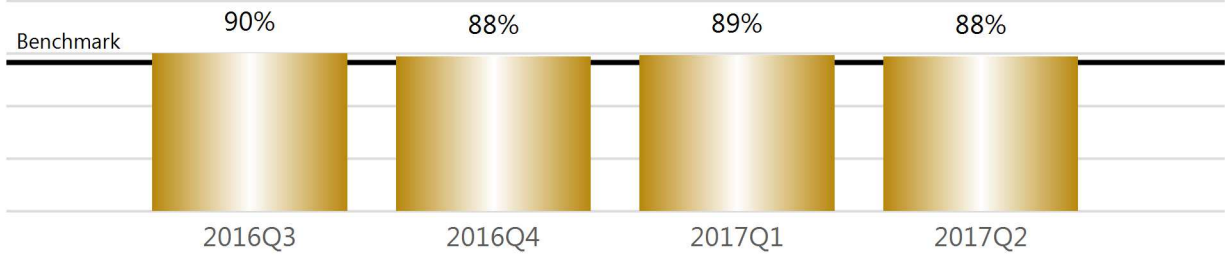
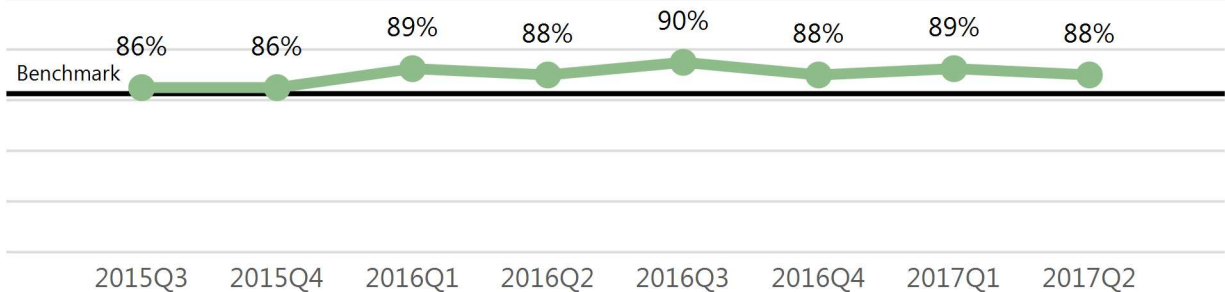


Chart 9: Compliance Trend



INITIAL INDEMNITY NOTICE OF CONTROVERSY FILINGS

Chart 10: Timeliness Distribution

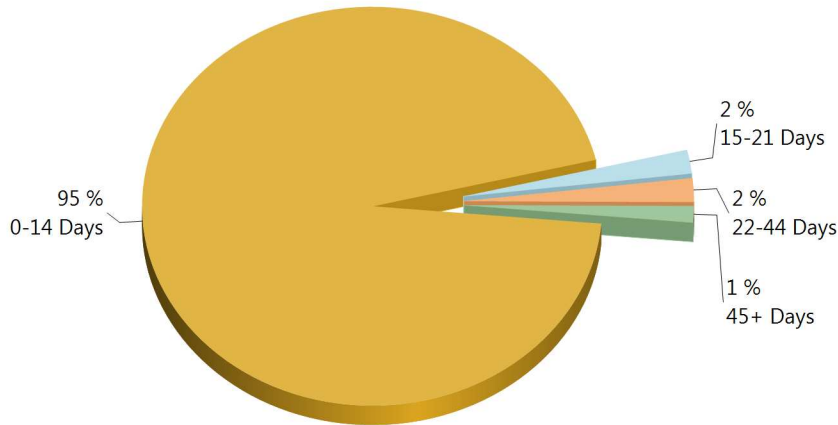


Table 4: Received Within

0-14 Days	645	95%
15-21 Days	13	2%
22-44 Days	13	2%
45+ Days	9	1%
? Days	1	0%
Total	681	100%

*The percentages may not always add to 100% due to rounding

Chart 11: Quarterly Compliance

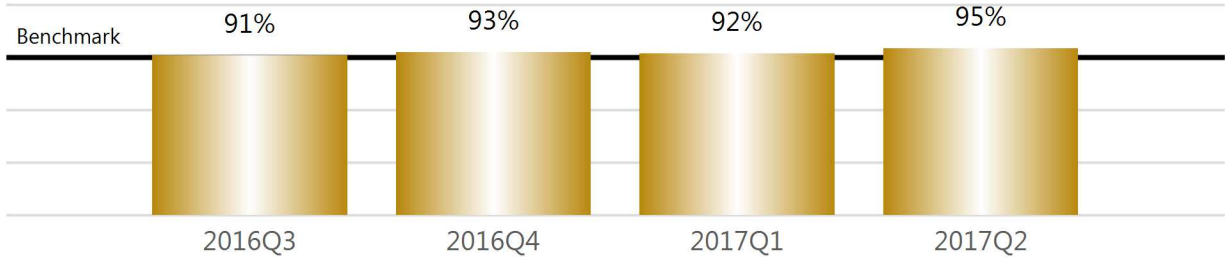
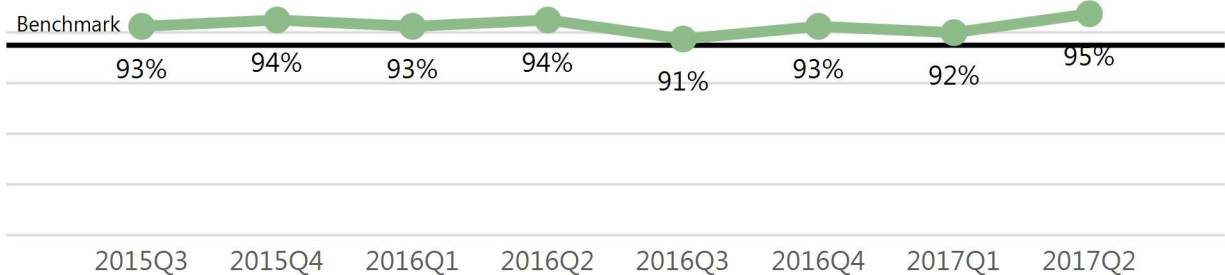


Chart 12: Compliance Trend



WAGE INFORMATION

Wage information (WCB-2 and WCB-2B forms) must be filed within 30 days of an employer's notice or knowledge of a claim for compensation (Title 39-A M.R.S.A. Section 303). This includes both compensated and controverted claims where a claim for compensation has been made.

Chart 13: Wage Statement Timeliness Distribution

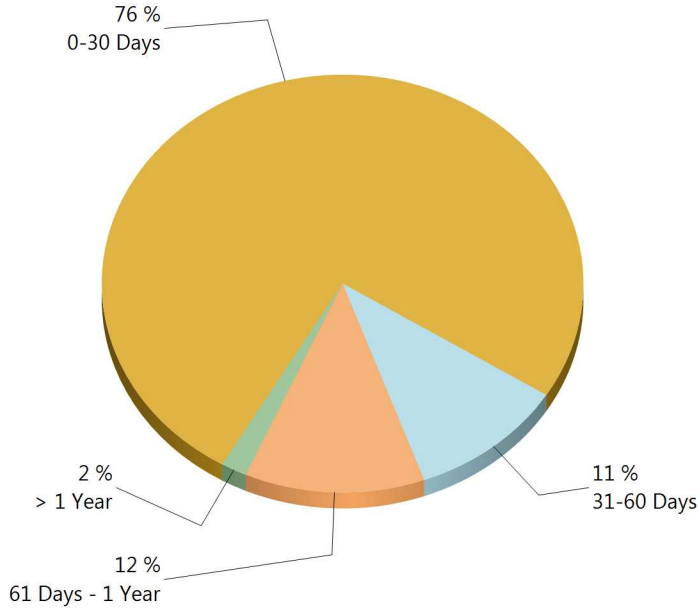


Table 5: Wage Statements Received

0-30 Days	1,514	76%
31-60 Days	211	11%
61 Days - 1 Year	242	12%
> 1 Year	35	2%
Total	2,002	100%

Wage Statement(s): 1,625 (78%) of the 2,079 Wage Statement(s) that were due in this quarter were filed timely, 315 (15%) were filed late, and 139 (7%) remain outstanding.

Chart 14: Fringe Benefit Worksheet Timeliness Distribution

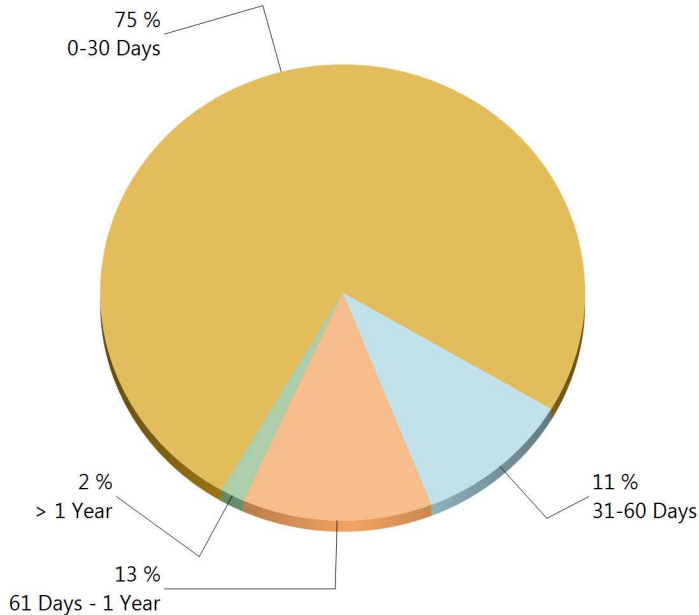


Table 6: Fringe Worksheets Received

0-30 Days	1,515	75%
31-60 Days	212	11%
61 Days - 1 Year	255	13%
> 1 Year	33	2%
Total	2,015	100%

Fringe Benefit Worksheet(s): 1,607 (77%) of the 2,079 Fringe Benefit Worksheet(s) due this quarter were filed timely, 310 (15%) were filed late, and 162 (8%) remain outstanding.

Appendix A

**Insurance Group Compliance
Lost Time FROI Filings and
Initial Indemnity Payments
Second Quarter 2017
4/1/2017-6/30/2017**

INSURANCE GROUP COMPLIANCE

Lost Time FROI and Initial Indemnity Payments

Second Quarter

4/1/2017 - 6/30/2017

Insurance Company	Total Lost Time FROIs Filed	Lost Time FROIs Filed Timely	Compliance Percentage	Total Initial Indemnity Payments Made	Initial Indemnity Payments Made Timely	Compliance Percentage
ACADIA INSURANCE	FROIs Filed	Timely FROIs	Compliance	Payments Made	Timely Payments	Compliance
CA010 ACADIA INSURANCE	65	50	77%	19	12	63%
Total	65	50	77% ▼	19	12	63% ▼
ACADIA INSURANCE Group Total	65	50	77% ▼	19	12	63% ▼
ACE INSURANCE	FROIs Filed	Timely FROIs	Compliance	Payments Made	Timely Payments	Compliance
ACE INSURANCE	*	*	*	*	*	*
INDEMNITY INS CO OF NORTH AMERICA	*	*	*	*	*	*
Total	*	*	*	*	*	*
ACE INSURANCE TPA Administered Claims						
CA012 ALTERNATIVE SERVICE CONCEPTS LLC	1	0	0%	1	1	100%
CA040 BROADSPIRE SERVICES	4	4	100%	1	1	100%
CA070 CANNON COCHRAN MANAGEMENT SERVICES	12	12	100%	5	5	100%
CA110 CONSTITUTION STATE SERVICES	4	2	50%	1	1	100%
CA116 CORVEL ENTERPRISE COMP	*	*	*	*	*	*
CA117 COTTINGHAM & BUTLER CLAIMS SERVICES	1	1	100%	No Filings	No Filings	No Filings
CA160 ESIS	8	6	75%	3	2	67%
CA190 GALLAGHER BASSETT SERVICES	13	9	69%	3	3	100%
CA204 HELMSMAN MANAGEMENT SERVICES	2	1	50%	1	1	100%
CA300 SEDGWICK CLAIMS MANAGEMENT SERVICES	87	83	95%	21	21	100%
CA340 YORK RISK SERVICES	2	1	50%	1	1	100%
TPA Total	134	119	89% ▲	37	36	97% ▲
ACE INSURANCE Group Total	134	119	89% ▲	37	36	97% ▲
AIG INSURANCE	FROIs Filed	Timely FROIs	Compliance	Payments Made	Timely Payments	Compliance
CA015 AIG DOMESTIC CLAIMS	56	39	70%	24	17	71%
Total	56	39	70% ▼	24	17	71% ▼
AIG INSURANCE TPA Administered Claims						
CA100 CLAIMS MANAGEMENT (WALMART)	44	40	91%	4	4	100%
CA190 GALLAGHER BASSETT SERVICES	No Filings	No Filings	No Filings	1	1	100%
CA300 SEDGWICK CLAIMS MANAGEMENT SERVICES	*	*	*	*	*	*
TPA Total	44	40	91% ▲	5	5	100% ▲
AIG INSURANCE Group Total	100	79	79% ▼	29	22	76% ▼

INSURANCE GROUP COMPLIANCE

Lost Time FROI and Initial Indemnity Payments

Second Quarter

4/1/2017 - 6/30/2017

Insurance Company	Total Lost Time FROIs Filed	Lost Time FROIs Filed Timely	Compliance Percentage	Total Initial Indemnity Payments Made	Initial Indemnity Payments Made Timely	Compliance Percentage
AMERISURE INSURANCE	FROIs Filed	Timely FROIs	Compliance	Payments Made	Timely Payments	Compliance
CA013 AMERISURE INSURANCE	*	*	*	*	*	*
Total	*	*	*	*	*	*
AMERISURE INSURANCE TPA Administered Claims						
CA340 YORK RISK SERVICES	1	0	0%	No Filings	No Filings	No Filings
TPA Total	1	0	0% ▼	No Filings	No Filings	No Filings
AMERISURE INSURANCE Group Total	1	0	0% ▼	No Filings	No Filings	No Filings
AMTRUST INSURANCE	FROIs Filed	Timely FROIs	Compliance	Payments Made	Timely Payments	Compliance
CA342 TECHNOLOGY INSURANCE	3	2	67%	1	1	100%
CA381 WESCO INSURANCE	12	9	75%	2	1	50%
Total	15	11	73% ▼	3	2	67% ▼
AMTRUST INSURANCE Group Total	15	11	73% ▼	3	2	67% ▼
ARCH INSURANCE	FROIs Filed	Timely FROIs	Compliance	Payments Made	Timely Payments	Compliance
ARCH INSURANCE	*	*	*	*	*	*
Total	*	*	*	*	*	*
ARCH INSURANCE TPA Administered Claims						
CA040 BROADSPIRE SERVICES	2	2	100%	1	1	100%
CA117 COTTINGHAM & BUTLER CLAIMS SERVICES	2	2	100%	1	1	100%
CA190 GALLAGHER BASSETT SERVICES	8	6	75%	2	2	100%
CA204 HELMSMAN MANAGEMENT SERVICES	1	1	100%	No Filings	No Filings	No Filings
CA300 SEDGWICK CLAIMS MANAGEMENT SERVICES	5	5	100%	No Filings	No Filings	No Filings
CA340 YORK RISK SERVICES	2	2	100%	1	1	100%
TPA Total	20	18	90% ▲	5	5	100% ▲
ARCH INSURANCE Group Total	20	18	90% ▲	5	5	100% ▲
BATH IRON WORKS	FROIs Filed	Timely FROIs	Compliance	Payments Made	Timely Payments	Compliance
CA036 BATH IRON WORKS	92	90	98%	20	18	90%
Total	92	90	98% ▲	20	18	90% ▲
BATH IRON WORKS Group Total	92	90	98% ▲	20	18	90% ▲
BENCHMARK INSURANCE	FROIs Filed	Timely FROIs	Compliance	Payments Made	Timely Payments	Compliance
CA433 NEXT LEVEL ADMINISTRATOR LLC	No Filings	No Filings	No Filings	1	1	100%
Total	No Filings	No Filings	No Filings	1	1	100% ▲
BENCHMARK INSURANCE Group Total	No Filings	No Filings	No Filings	1	1	100% ▲
BROADSPIRE SERVICES	FROIs Filed	Timely FROIs	Compliance	Payments Made	Timely Payments	Compliance
CA040 BROADSPIRE SERVICES	9	9	100%	3	3	100%
Total	9	9	100% ▲	3	3	100% ▲
BROADSPIRE SERVICES Group Total	9	9	100% ▲	3	3	100% ▲

Maine Workers' Compensation Board
 Lost Time FROI Filing Benchmark: 85%
 Initial Indemnity Payment Benchmark: 87%

▲ Indicates benchmark met or exceeded
 ▼ Indicates benchmark not met

INSURANCE GROUP COMPLIANCE

Lost Time FROI and Initial Indemnity Payments

Second Quarter

4/1/2017 - 6/30/2017

Insurance Company	Total Lost Time FROIs Filed	Lost Time FROIs Filed Timely	Compliance Percentage	Total Initial Indemnity Payments Made	Initial Indemnity Payments Made Timely	Compliance Percentage
CANNON COCHRAN MANAGEMENT SERVICES	FROIs Filed	Timely FROIs	Compliance	Payments Made	Timely Payments	Compliance
CA070 CANNON COCHRAN MANAGEMENT SERVICES	160	134	84%	56	51	91%
Total	160	134	84% ▼	56	51	91% ▲
CANNON COCHRAN MANAGEMENT SERVICES Group Total	160	134	84% ▼	56	51	91% ▲
CHUBB INSURANCE	FROIs Filed	Timely FROIs	Compliance	Payments Made	Timely Payments	Compliance
CA046 CHUBB INSURANCE	*	*	*	*	*	*
Total	*	*	*	*	*	*
CHUBB INSURANCE TPA Administered Claims						
CA160 ESIS	1	0	0%	1	0	0%
CA190 GALLAGHER BASSETT SERVICES	12	7	58%	4	4	100%
TPA Total	13	7	54% ▼	5	4	80% ▼
CHUBB INSURANCE Group Total	13	7	54% ▼	5	4	80% ▼
CIANBRO CORPORATION	FROIs Filed	Timely FROIs	Compliance	Payments Made	Timely Payments	Compliance
CA085 CIANBRO CORPORATION	1	0	0%	1	0	0%
Total	1	0	0% ▼	1	0	0% ▼
CIANBRO CORPORATION Group Total	1	0	0% ▼	1	0	0% ▼
CLAIMS MANAGEMENT (WALMART)	FROIs Filed	Timely FROIs	Compliance	Payments Made	Timely Payments	Compliance
CA100 CLAIMS MANAGEMENT (WALMART)	44	40	91%	4	4	100%
Total	44	40	91% ▲	4	4	100% ▲
CLAIMS MANAGEMENT (WALMART) Group Total	44	40	91% ▲	4	4	100% ▲
CNA INSURANCE	FROIs Filed	Timely FROIs	Compliance	Payments Made	Timely Payments	Compliance
CA083 CNA CLAIMS PLUS	*	*	*	*	*	*
CA050 CONTINENTAL CASUALTY	6	6	100%	2	1	50%
CA329 VALLEY FORGE INSURANCE COMPANY	*	*	*	*	*	*
Total	6	6	100% ▲	2	1	50% ▼
CNA INSURANCE TPA Administered Claims						
CA190 GALLAGHER BASSETT SERVICES	1	1	100%	No Filings	No Filings	No Filings
TPA Total	1	1	100% ▲	No Filings	No Filings	No Filings
CNA INSURANCE Group Total	7	7	100% ▲	2	1	50% ▼
CONSTITUTION STATE SERVICES	FROIs Filed	Timely FROIs	Compliance	Payments Made	Timely Payments	Compliance
CA110 CONSTITUTION STATE SERVICES	5	3	60%	1	1	100%
Total	5	3	60% ▼	1	1	100% ▲
CONSTITUTION STATE SERVICES Group Total	5	3	60% ▼	1	1	100% ▲

INSURANCE GROUP COMPLIANCE

Lost Time FROI and Initial Indemnity Payments

Second Quarter

4/1/2017 - 6/30/2017

Insurance Company	Total Lost Time FROIs Filed	Lost Time FROIs Filed Timely	Compliance Percentage	Total Initial Indemnity Payments Made	Initial Indemnity Payments Made Timely	Compliance Percentage
CORVEL ENTERPRISE COMP	FROIs Filed	Timely FROIs	Compliance	Payments Made	Timely Payments	Compliance
CA116 CORVEL ENTERPRISE COMP	7	0	0%	1	1	100%
Total	7	0	0% ▼	1	1	100% ▲
CORVEL ENTERPRISE COMP Group Total	7	0	0% ▼	1	1	100% ▲
COTTINGHAM & BUTLER CLAIMS SERVICES	FROIs Filed	Timely FROIs	Compliance	Payments Made	Timely Payments	Compliance
CA117 COTTINGHAM & BUTLER CLAIMS SERVICES	5	5	100%	3	2	67%
Total	5	5	100% ▲	3	2	67% ▼
COTTINGHAM & BUTLER CLAIMS SERVICES Group Total	5	5	100% ▲	3	2	67% ▼
CROSS INSURANCE	FROIs Filed	Timely FROIs	Compliance	Payments Made	Timely Payments	Compliance
CA093 CROSS INSURANCE	267	255	96%	45	43	96%
Total	267	255	96% ▲	45	43	96% ▲
CROSS INSURANCE Group Total	267	255	96% ▲	45	43	96% ▲
ELECTRIC INSURANCE	FROIs Filed	Timely FROIs	Compliance	Payments Made	Timely Payments	Compliance
CA150 ELECTRIC INSURANCE	*	*	*	*	*	*
Total	*	*	*	*	*	*
ELECTRIC INSURANCE TPA Administered Claims						
CA300 SEDGWICK CLAIMS MANAGEMENT SERVICES	4	4	100%	3	3	100%
TPA Total	4	4	100% ▲	3	3	100% ▲
ELECTRIC INSURANCE Group Total	4	4	100% ▲	3	3	100% ▲
ESIS	FROIs Filed	Timely FROIs	Compliance	Payments Made	Timely Payments	Compliance
CA160 ESIS	18	10	56%	5	3	60%
Total	18	10	56% ▼	5	3	60% ▼
ESIS Group Total	18	10	56% ▼	5	3	60% ▼
FEDERATED MUTUAL INSURANCE	FROIs Filed	Timely FROIs	Compliance	Payments Made	Timely Payments	Compliance
CA091 FEDERATED MUTUAL INSURANCE	5	2	40%	1	1	100%
CA092 FEDERATED SERVICE INSURANCE	*	*	*	*	*	*
Total	5	2	40% ▼	1	1	100% ▲
FEDERATED MUTUAL INSURANCE Group Total	5	2	40% ▼	1	1	100% ▲
FUTURECOMP	FROIs Filed	Timely FROIs	Compliance	Payments Made	Timely Payments	Compliance
CA175 FUTURECOMP	64	58	91%	8	5	63%
Total	64	58	91% ▲	8	5	63% ▼
FUTURECOMP Group Total	64	58	91% ▲	8	5	63% ▼

Maine Workers' Compensation Board
 Lost Time FROI Filing Benchmark: 85%
 Initial Indemnity Payment Benchmark: 87%

▲ Indicates benchmark met or exceeded
 ▼ Indicates benchmark not met

INSURANCE GROUP COMPLIANCE

Lost Time FROI and Initial Indemnity Payments

Second Quarter

4/1/2017 - 6/30/2017

Insurance Company	Total Lost Time FROIs Filed	Lost Time FROIs Filed Timely	Compliance Percentage	Total Initial Indemnity Payments Made	Initial Indemnity Payments Made Timely	Compliance Percentage
GALLAGHER BASSETT SERVICES	FROIs Filed	Timely FROIs	Compliance	Payments Made	Timely Payments	Compliance
CA190 GALLAGHER BASSETT SERVICES	88	61	69%	33	24	73%
Total	88	61	69% ▼	33	24	73% ▼
GALLAGHER BASSETT SERVICES Group Total						
88	61	69% ▼	33	24	73% ▼	
GREAT FALLS INSURANCE	FROIs Filed	Timely FROIs	Compliance	Payments Made	Timely Payments	Compliance
GREAT FALLS INSURANCE	*	*	*	*	*	*
Total	*	*	*	*	*	*
GREAT FALLS INSURANCE TPA Administered Claims						
CA070 CANNON COCHRAN MANAGEMENT SERVICES	81	60	74%	25	22	88%
TPA Total	81	60	74% ▼	25	22	88% ▲
GREAT FALLS INSURANCE Group Total						
81	60	74% ▼	25	22	88% ▲	
GREAT WEST INSURANCE	FROIs Filed	Timely FROIs	Compliance	Payments Made	Timely Payments	Compliance
CA196 GREAT WEST INSURANCE	1	0	0%	1	1	100%
Total	1	0	0% ▼	1	1	100% ▲
GREAT WEST INSURANCE Group Total						
1	0	0% ▼	1	1	100% ▲	
GUARD INSURANCE	FROIs Filed	Timely FROIs	Compliance	Payments Made	Timely Payments	Compliance
CA019 AMGUARD INSURANCE	14	10	71%	1	1	100%
CA140 EASTGUARD INSURANCE	*	*	*	*	*	*
CA272 NORGUARD INSURANCE	2	2	100%	No Filings	No Filings	No Filings
Total	16	12	75% ▼	1	1	100% ▲
GUARD INSURANCE Group Total						
16	12	75% ▼	1	1	100% ▲	
HANNAFORD BROTHERS	FROIs Filed	Timely FROIs	Compliance	Payments Made	Timely Payments	Compliance
CA201 HANNAFORD BROTHERS	64	50	78%	26	21	81%
Total	64	50	78% ▼	26	21	81% ▼
HANNAFORD BROTHERS Group Total						
64	50	78% ▼	26	21	81% ▼	
HANNOVER INSURANCE	FROIs Filed	Timely FROIs	Compliance	Payments Made	Timely Payments	Compliance
HANNOVER INSURANCE	*	*	*	*	*	*
Total	*	*	*	*	*	*
HANNOVER INSURANCE TPA Administered Claims						
CA340 YORK RISK SERVICES	3	1	33%	2	2	100%
TPA Total	3	1	33% ▼	2	2	100% ▲
HANNOVER INSURANCE Group Total						
3	1	33% ▼	2	2	100% ▲	

INSURANCE GROUP COMPLIANCE

Lost Time FROI and Initial Indemnity Payments

Second Quarter

4/1/2017 - 6/30/2017

Insurance Company	Total Lost Time FROIs Filed	Lost Time FROIs Filed Timely	Compliance Percentage	Total Initial Indemnity Payments Made	Initial Indemnity Payments Made Timely	Compliance Percentage
HANOVER INSURANCE						
CA428 ALLMERICA FINANCIAL BENEFIT INSURANCE	1	0	0%	1	1	100%
CA048 CITIZENS INSURANCE COMPANY OF AMERICA	3	3	100%	2	2	100%
CA429 HANOVER AMERICAN INSURANCE	1	1	100%	No Filings	No Filings	No Filings
CA202 HANOVER INSURANCE	2	0	0%	1	1	100%
CA228 MASSACHUSETTS BAY INSURANCE	*	*	*	*	*	*
Total	7	4	57% ▼	4	4	100% ▲
HANOVER INSURANCE Group Total						
	7	4	57% ▼	4	4	100% ▲
HARTFORD INSURANCE						
CA188 HARTFORD ACCIDENT & INDEMNITY	2	2	100%	No Filings	No Filings	No Filings
CA185 HARTFORD CASUALTY INSURANCE	2	2	100%	1	1	100%
CA203 HARTFORD FIRE INSURANCE	7	7	100%	1	1	100%
CA186 HARTFORD INSURANCE COMPANY OF THE MIDWEST	2	2	100%	No Filings	No Filings	No Filings
CA187 HARTFORD UNDERWRITERS INSURANCE	6	6	100%	2	2	100%
CA288 PROPERTY & CASUALTY INSURANCE COMPANY OF HARTFORD	*	*	*	*	*	*
CA296 SENTINEL INSURANCE	1	1	100%	No Filings	No Filings	No Filings
CA319 TRUMBULL INSURANCE	24	21	88%	9	9	100%
CA321 TWIN CITY FIRE INSURANCE	6	3	50%	2	2	100%
Total	50	44	88% ▲	15	15	100% ▲
HARTFORD INSURANCE TPA Administered Claims						
CA040 BROADSPIRE SERVICES	1	1	100%	No Filings	No Filings	No Filings
CA070 CANNON COCHRAN MANAGEMENT SERVICES	2	2	100%	1	1	100%
CA116 CORVEL ENTERPRISE COMP	3	0	0%	No Filings	No Filings	No Filings
CA300 SEDGWICK CLAIMS MANAGEMENT SERVICES	6	5	83%	2	2	100%
CA280 TRISTAR RISK ENTERPRISE MANAGEMENT	*	*	*	*	*	*
TPA Total	12	8	67% ▼	3	3	100% ▲
HARTFORD INSURANCE Group Total						
	62	52	84% ▼	18	18	100% ▲
HELMSMAN MANAGEMENT SERVICES						
CA204 HELMSMAN MANAGEMENT SERVICES	8	6	75%	3	3	100%
Total	8	6	75% ▼	3	3	100% ▲
HELMSMAN MANAGEMENT SERVICES Group Total						
	8	6	75% ▼	3	3	100% ▲

INSURANCE GROUP COMPLIANCE

Lost Time FROI and Initial Indemnity Payments

Second Quarter

4/1/2017 - 6/30/2017

Insurance Company	Total Lost Time FROIs Filed	Lost Time FROIs Filed Timely	Compliance Percentage	Total Initial Indemnity Payments Made	Initial Indemnity Payments Made Timely	Compliance Percentage
LIBERTY MUTUAL INSURANCE	FROIs Filed	Timely FROIs	Compliance	Payments Made	Timely Payments	Compliance
CA003 AMERICAN FIRE & CASUALTY INSURANCE	2	1	50%	No Filings	No Filings	No Filings
CA380 EMPLOYERS INSURANCE OF WAUSAU	1	1	100%	No Filings	No Filings	No Filings
CA210 LIBERTY MUTUAL INSURANCE	52	45	87%	26	22	85%
CA406 OHIO CASUALTY INSURANCE	2	0	0%	1	1	100%
CA407 OHIO SECURITY INSURANCE	1	1	100%	No Filings	No Filings	No Filings
CA283 PEERLESS INDEMNITY INSURANCE	1	1	100%	No Filings	No Filings	No Filings
CA275 PEERLESS INSURANCE	18	13	72%	7	6	86%
CA309 THE NETHERLANDS INSURANCE	*	*	*	*	*	*
CA408 WEST AMERICAN INSURANCE	*	*	*	*	*	*
Total	77	62	81% ▼	34	29	85% ▼
LIBERTY MUTUAL INSURANCE Group Total	77	62	81% ▼	34	29	85% ▼
MAINE AUTOMOBILE DEALERS ASSOCIATION	FROIs Filed	Timely FROIs	Compliance	Payments Made	Timely Payments	Compliance
CA220 MAINE AUTOMOBILE DEALERS ASSOCIATION	28	25	89%	14	12	86%
Total	28	25	89% ▲	14	12	86% ▼
MAINE AUTOMOBILE DEALERS ASSOCIATION Group Total	28	25	89% ▲	14	12	86% ▼
MAINE EMPLOYERS' MUTUAL INSURANCE	FROIs Filed	Timely FROIs	Compliance	Payments Made	Timely Payments	Compliance
CA260 MAINE EMPLOYERS' MUTUAL INSURANCE	1217	1009	83%	325	300	92%
Total	1217	1009	83% ▼	325	300	92% ▲
MAINE EMPLOYERS' MUTUAL INSURANCE Group Total	1217	1009	83% ▼	325	300	92% ▲
MAINE HEALTHCARE ASSOCIATION	FROIs Filed	Timely FROIs	Compliance	Payments Made	Timely Payments	Compliance
CA234 MAINE HEALTHCARE ASSOCIATION	26	23	88%	8	3	38%
Total	26	23	88% ▲	8	3	38% ▼
MAINE HEALTHCARE ASSOCIATION Group Total	26	23	88% ▲	8	3	38% ▼
MAINE MOTOR TRANSPORT ASSOCIATION	FROIs Filed	Timely FROIs	Compliance	Payments Made	Timely Payments	Compliance
CA230 MAINE MOTOR TRANSPORT ASSOCIATION	44	42	95%	15	14	93%
Total	44	42	95% ▲	15	14	93% ▲
MAINE MOTOR TRANSPORT ASSOCIATION Group Total	44	42	95% ▲	15	14	93% ▲
MAINE MUNICIPAL ASSOCIATION	FROIs Filed	Timely FROIs	Compliance	Payments Made	Timely Payments	Compliance
CA225 MAINE MUNICIPAL ASSOCIATION	215	204	95%	55	52	95%
Total	215	204	95% ▲	55	52	95% ▲
MAINE MUNICIPAL ASSOCIATION Group Total	215	204	95% ▲	55	52	95% ▲

Maine Workers' Compensation Board
 Lost Time FROI Filing Benchmark: 85%
 Initial Indemnity Payment Benchmark: 87%

▲ Indicates benchmark met or exceeded
 ▼ Indicates benchmark not met

INSURANCE GROUP COMPLIANCE

Lost Time FROI and Initial Indemnity Payments

Second Quarter

4/1/2017 - 6/30/2017

Insurance Company	Total Lost Time FROIs Filed	Lost Time FROIs Filed Timely	Compliance Percentage	Total Initial Indemnity Payments Made	Initial Indemnity Payments Made Timely	Compliance Percentage
MAINE SCHOOL MANAGEMENT ASSOCIATION	FROIs Filed	Timely FROIs	Compliance	Payments Made	Timely Payments	Compliance
CA250 MAINE SCHOOL MANAGEMENT ASSOCIATION	83	80	96%	24	24	100%
Total	83	80	96% ▲	24	24	100% ▲
MAINE SCHOOL MANAGEMENT ASSOCIATION Group Total						
83	80	96%	▲	24	24	100%
MATRIX ABSENCE MANAGEMENT, INC	FROIs Filed	Timely FROIs	Compliance	Payments Made	Timely Payments	Compliance
CA252 MATRIX ABSENCE MANAGEMENT, INC	1	0	0%	No Filings	No Filings	No Filings
Total	1	0	0% ▼	No Filings	No Filings	No Filings
MATRIX ABSENCE MANAGEMENT, INC Group Total						
1	0	0%	▼	No Filings	No Filings	No Filings
MEADOWBROOK INSURANCE	FROIs Filed	Timely FROIs	Compliance	Payments Made	Timely Payments	Compliance
CA255 MEADOWBROOK INSURANCE	2	2	100%	2	2	100%
Total	2	2	100% ▲	2	2	100% ▲
MEADOWBROOK INSURANCE Group Total						
2	2	100%	▲	2	2	100%
MITSUI SUMITOMO INS CO OF AMERICA	FROIs Filed	Timely FROIs	Compliance	Payments Made	Timely Payments	Compliance
MITSUI SUMITOMO INS CO OF AMERICA	*	*	*	*	*	*
Total	*	*	*	*	*	*
MITSUI SUMITOMO INS CO OF AMERICA TPA Administered Claims						
CA190 GALLAGHER BASSETT SERVICES	1	0	0%	1	0	0%
TPA Total	1	0	0% ▼	1	0	0% ▼
MITSUI SUMITOMO INS CO OF AMERICA Group Total						
1	0	0%	▼	1	0	0%
NATIONWIDE INSURANCE	FROIs Filed	Timely FROIs	Compliance	Payments Made	Timely Payments	Compliance
CA289 NATIONAL CASUALTY	*	*	*	*	*	*
CA291 NATIONWIDE AGRIBUSINESS INSURANCE	1	1	100%	1	1	100%
Total	1	1	100% ▲	1	1	100% ▲
NATIONWIDE INSURANCE Group Total						
1	1	100%	▲	1	1	100%
NGM INSURANCE	FROIs Filed	Timely FROIs	Compliance	Payments Made	Timely Payments	Compliance
CA265 NGM INSURANCE	2	2	100%	No Filings	No Filings	No Filings
Total	2	2	100% ▲	No Filings	No Filings	No Filings
NGM INSURANCE Group Total						
2	2	100%	▲	No Filings	No Filings	No Filings
NORTH RIVER INSURANCE	FROIs Filed	Timely FROIs	Compliance	Payments Made	Timely Payments	Compliance
CA257 NORTH RIVER INSURANCE	*	*	*	*	*	*
Total	*	*	*	*	*	*
NORTH RIVER INSURANCE TPA Administered Claims						
CA040 BROADSPIRE SERVICES	1	1	100%	No Filings	No Filings	No Filings
TPA Total	1	1	100% ▲	No Filings	No Filings	No Filings
NORTH RIVER INSURANCE Group Total						
1	1	100%	▲	No Filings	No Filings	No Filings

Maine Workers' Compensation Board
 Lost Time FROI Filing Benchmark: 85%
 Initial Indemnity Payment Benchmark: 87%

▲ Indicates benchmark met or exceeded
 ▼ Indicates benchmark not met

INSURANCE GROUP COMPLIANCE

Lost Time FROI and Initial Indemnity Payments

Second Quarter

4/1/2017 - 6/30/2017

Insurance Company	Total Lost Time FROIs Filed	Lost Time FROIs Filed Timely	Compliance Percentage	Total Initial Indemnity Payments Made	Initial Indemnity Payments Made Timely	Compliance Percentage
OLD REPUBLIC INSURANCE	FROIs Filed	Timely FROIs	Compliance	Payments Made	Timely Payments	Compliance
OLD REPUBLIC GENERAL INSURANCE CORP.	*	*	*	*	*	*
OLD REPUBLIC INSURANCE	*	*	*	*	*	*
Total	*	*	*	*	*	*
OLD REPUBLIC INSURANCE TPA Administered Claims						
CA070 CANNON COCHRAN MANAGEMENT SERVICES	6	5	83%	3	3	100%
CA110 CONSTITUTION STATE SERVICES	1	1	100%	No Filings	No Filings	No Filings
CA160 ESIS	1	1	100%	No Filings	No Filings	No Filings
CA190 GALLAGHER BASSETT SERVICES	7	7	100%	1	1	100%
CA300 SEDGWICK CLAIMS MANAGEMENT SERVICES	10	10	100%	3	3	100%
CA280 TRISTAR RISK ENTERPRISE MANAGEMENT	3	0	0%	4	3	75%
TPA Total	28	24	86% ▲	11	10	91% ▲
OLD REPUBLIC INSURANCE Group Total	28	24	86% ▲	11	10	91% ▲
PENNSYLVANIA MFG ASSN	FROIs Filed	Timely FROIs	Compliance	Payments Made	Timely Payments	Compliance
PENNSYLVANIA MFG ASSN	*	*	*	*	*	*
Total	*	*	*	*	*	*
PENNSYLVANIA MFG ASSN TPA Administered Claims						
CA190 GALLAGHER BASSETT SERVICES	4	3	75%	3	1	33%
CA323 THE AMERICAN EQUITY UNDERWRITERS	5	3	60%	No Filings	No Filings	No Filings
TPA Total	9	6	67% ▼	3	1	33% ▼
PENNSYLVANIA MFG ASSN Group Total	9	6	67% ▼	3	1	33% ▼
PROTECTIVE INSURANCE	FROIs Filed	Timely FROIs	Compliance	Payments Made	Timely Payments	Compliance
CA277 PROTECTIVE INSURANCE COMPANY	*	*	*	*	*	*
Total	*	*	*	*	*	*
PROTECTIVE INSURANCE TPA Administered Claims						
CA340 YORK RISK SERVICES	5	2	40%	2	1	50%
TPA Total	5	2	40% ▼	2	1	50% ▼
PROTECTIVE INSURANCE Group Total	5	2	40% ▼	2	1	50% ▼
QBE INSURANCE GROUP	FROIs Filed	Timely FROIs	Compliance	Payments Made	Timely Payments	Compliance
QBE INSURANCE GROUP	*	*	*	*	*	*
Total	*	*	*	*	*	*
QBE INSURANCE GROUP TPA Administered Claims						
CA300 SEDGWICK CLAIMS MANAGEMENT SERVICES	8	5	63%	5	5	100%
TPA Total	8	5	63% ▼	5	5	100% ▲
QBE INSURANCE GROUP Group Total	8	5	63% ▼	5	5	100% ▲

INSURANCE GROUP COMPLIANCE

Lost Time FROI and Initial Indemnity Payments

Second Quarter

4/1/2017 - 6/30/2017

Insurance Company	Total Lost Time FROIs Filed	Lost Time FROIs Filed Timely	Compliance Percentage	Total Initial Indemnity Payments Made	Initial Indemnity Payments Made Timely	Compliance Percentage
SAFETY NATIONAL CASUALTY CORP SAFETY NATIONAL CASUALTY CORP	FROIs Filed *	Timely FROIs *	Compliance *	Payments Made *	Timely Payments *	Compliance *
Total	*	*	*	*	*	*
SAFETY NATIONAL CASUALTY CORP TPA Administered Claims						
CA040 BROADSPIRE SERVICES	1	1	100%	1	1	100%
CA070 CANNON COCHRAN MANAGEMENT SERVICES	3	3	100%	1	1	100%
CA116 CORVEL ENTERPRISE COMP	3	0	0%	No Filings	No Filings	No Filings
CA160 ESIS	*	*	*	*	*	*
CA190 GALLAGHER BASSETT SERVICES	9	8	89%	4	3	75%
CA252 MATRIX ABSENCE MANAGEMENT, INC.	1	0	0%	No Filings	No Filings	No Filings
CA300 SEDGWICK CLAIMS MANAGEMENT SERVICES	12	9	75%	2	1	50%
TPA Total	29	21	72% ▼	8	6	75% ▼
SAFETY NATIONAL CASUALTY CORP Group Total	29	21	72% ▼	8	6	75% ▼
SEDGWICK CLAIMS MANAGEMENT SERVICES	FROIs Filed	Timely FROIs	Compliance	Payments Made	Timely Payments	Compliance
CA300 SEDGWICK CLAIMS MANAGEMENT SERVICES	198	184	93%	53	51	96%
Total	198	184	93% ▲	53	51	96% ▲
SEDGWICK CLAIMS MANAGEMENT SERVICES Group Total	198	184	93% ▲	53	51	96% ▲
SENTRY INSURANCE	FROIs Filed	Timely FROIs	Compliance	Payments Made	Timely Payments	Compliance
CA426 MIDDLESEX INSURANCE COMPANY	2	2	100%	1	1	100%
CA402 SENTRY CASUALTY	11	8	73%	7	7	100%
CA305 SENTRY INSURANCE	4	3	75%	No Filings	No Filings	No Filings
CA308 SENTRY SELECT INSURANCE	1	1	100%	No Filings	No Filings	No Filings
Total	18	14	78% ▼	8	8	100% ▲
SENTRY INSURANCE Group Total	18	14	78% ▼	8	8	100% ▲
STARR INDEMNITY INSURANCE	FROIs Filed	Timely FROIs	Compliance	Payments Made	Timely Payments	Compliance
STARR INDEMNITY INSURANCE	*	*	*	*	*	*
Total	*	*	*	*	*	*
STARR INDEMNITY INSURANCE TPA Administered Claims						
CA160 ESIS	*	*	*	*	*	*
CA190 GALLAGHER BASSETT SERVICES	2	1	50%	1	0	0%
CA300 SEDGWICK CLAIMS MANAGEMENT SERVICES	*	*	*	*	*	*
TPA Total	2	1	50% ▼	1	0	0% ▼
STARR INDEMNITY INSURANCE Group Total	2	1	50% ▼	1	0	0% ▼

INSURANCE GROUP COMPLIANCE

Lost Time FROI and Initial Indemnity Payments

Second Quarter

4/1/2017 - 6/30/2017

Insurance Company	Total Lost Time FROIs Filed	Lost Time FROIs Filed Timely	Compliance Percentage	Total Initial Indemnity Payments Made	Initial Indemnity Payments Made Timely	Compliance Percentage
STATE OF MAINE WORKERS' COMPENSATION TRUST	FROIs Filed	Timely FROIs	Compliance	Payments Made	Timely Payments	Compliance
CA307 STATE OF MAINE WORKERS' COMPENSATION TRUST	158	145	92%	37	37	100%
Total	158	145	92% ▲	37	37	100% ▲
STATE OF MAINE WORKERS' COMPENSATION TRUST Group Total	158	145	92% ▲	37	37	100% ▲
SYNERNET	FROIs Filed	Timely FROIs	Compliance	Payments Made	Timely Payments	Compliance
CA320 SYNERNET	135	116	86%	21	20	95%
Total	135	116	86% ▲	21	20	95% ▲
SYNERNET Group Total	135	116	86% ▲	21	20	95% ▲
THE AMERICAN EQUITY UNDERWRITERS	FROIs Filed	Timely FROIs	Compliance	Payments Made	Timely Payments	Compliance
CA323 THE AMERICAN EQUITY UNDERWRITERS	5	3	60%	No Filings	No Filings	No Filings
Total	5	3	60% ▼	No Filings	No Filings	No Filings
THE AMERICAN EQUITY UNDERWRITERS Group Total	5	3	60% ▼	No Filings	No Filings	No Filings
TRAVELERS INSURANCE	FROIs Filed	Timely FROIs	Compliance	Payments Made	Timely Payments	Compliance
CA072 CHARTER OAK FIRE INSURANCE	26	15	58%	10	4	40%
CA164 FARMINGTON CASUALTY	1	1	100%	No Filings	No Filings	No Filings
CA284 PHOENIX INSURANCE	1	0	0%	No Filings	No Filings	No Filings
CA306 STANDARD FIRE INSURANCE	4	3	75%	2	2	100%
CA347 TRAVELERS CASUALTY & SURETY	1	0	0%	No Filings	No Filings	No Filings
CA348 TRAVELERS CASUALTY INSURANCE COMPANY OF AMERICA	2	1	50%	No Filings	No Filings	No Filings
CA349 TRAVELERS COMMERCIAL CASUALTY	2	1	50%	1	1	100%
CA343 TRAVELERS INDEMNITY COMPANY	*	*	*	*	*	*
CA346 TRAVELERS INDEMNITY COMPANY OF AMERICA	*	*	*	*	*	*
CA345 TRAVELERS PROPERTY CASUALTY INSURANCE	2	0	0%	1	0	0%
Total	39	21	54% ▼	14	7	50% ▼
TRAVELERS INSURANCE TPA Administered Claims	FROIs Filed	Timely FROIs	Compliance	Payments Made	Timely Payments	Compliance
CA160 ESIS	*	*	*	*	*	*
CA190 GALLAGHER BASSETT SERVICES	5	3	60%	4	3	75%
CA300 SEDGWICK CLAIMS MANAGEMENT SERVICES	4	4	100%	2	2	100%
CA340 YORK RISK SERVICES	1	1	100%	No Filings	No Filings	No Filings
TPA Total	10	8	80% ▼	6	5	83% ▼
TRAVELERS INSURANCE Group Total	49	29	59% ▼	20	12	60% ▼

Maine Workers' Compensation Board
 Lost Time FROI Filing Benchmark: 85%
 Initial Indemnity Payment Benchmark: 87%

▲ Indicates benchmark met or exceeded
 ▼ Indicates benchmark not met

INSURANCE GROUP COMPLIANCE

Lost Time FROI and Initial Indemnity Payments

Second Quarter

4/1/2017 - 6/30/2017

Insurance Company	Total Lost Time FROIs Filed	Lost Time FROIs Filed Timely	Compliance Percentage	Total Initial Indemnity Payments Made	Initial Indemnity Payments Made Timely	Compliance Percentage
XL INSURANCE	FROIs Filed	Timely FROIs	Compliance	Payments Made	Timely Payments	Compliance
CA384 XL INSURANCE	*	*	*	*	*	*
Total	*	*	*	*	*	*
XL INSURANCE TPA Administered Claims						
CA040 BROADSPIRE SERVICES	*	*	*	*	*	*
CA116 CORVEL ENTERPRISE COMP	1	0	0%	1	1	100%
CA117 COTTINGHAM & BUTLER CLAIMS SERVICES	2	2	100%	2	1	50%
CA160 ESIS	2	1	50%	No Filings	No Filings	No Filings
CA190 GALLAGHER BASSETT SERVICES	16	9	56%	5	3	60%
CA300 SEDGWICK CLAIMS MANAGEMENT SERVICES	7	7	100%	1	1	100%
TPA Total	28	19	68% ▼	9	6	67% ▼
XL INSURANCE Group Total	28	19	68% ▼	9	6	67% ▼
YORK RISK SERVICES	FROIs Filed	Timely FROIs	Compliance	Payments Made	Timely Payments	Compliance
CA340 YORK RISK SERVICES	14	7	50%	6	5	83%
Total	14	7	50% ▼	6	5	83% ▼
YORK RISK SERVICES Group Total	14	7	50% ▼	6	5	83% ▼
ZURICH INSURANCE	FROIs Filed	Timely FROIs	Compliance	Payments Made	Timely Payments	Compliance
CA022 AMERICAN ZURICH	8	6	75%	2	1	50%
CA400 ZURICH AMERICAN INSURANCE	8	6	75%	No Filings	No Filings	No Filings
Total	16	12	75% ▼	2	1	50% ▼
ZURICH INSURANCE TPA Administered Claims						
CA040 BROADSPIRE SERVICES	*	*	*	*	*	*
CA160 ESIS	2	0	0%	No Filings	No Filings	No Filings
CA190 GALLAGHER BASSETT SERVICES	6	4	67%	4	3	75%
CA300 SEDGWICK CLAIMS MANAGEMENT SERVICES	4	4	100%	No Filings	No Filings	No Filings
TPA Total	12	8	67% ▼	4	3	75% ▼
ZURICH INSURANCE Group Total	28	20	71% ▼	6	4	67% ▼

Appendix B

**Insurance Group Compliance
Initial MOP and Initial Indemnity NOC Filings
Second Quarter 2017
4/1/2017-6/30/2017**

INSURANCE GROUP COMPLIANCE
Initial MOP and Initial Indemnity NOC Filings
Second Quarter
4/1/2017 - 6/30/20176

Insurance Company	Total Initial MOPs Filed	Initial MOPs Filed Timely	Compliance Percentage	Total Initial Indemnity NOCs Filed	Initial Indemnity NOCs Filed Timely	Compliance Percentage
ACADIA INSURANCE	MOPs Filed	Timely MOPs	Compliance	NOCs Filed	Timely NOCs	Compliance
CA010 ACADIA INSURANCE	19	14	74%	7	7	100%
Total	19	14	74% ▼	7	7	100% ▲
ACADIA INSURANCE Group Total	19	14	74% ▼	7	7	100% ▲
ACE INSURANCE	MOPs Filed	Timely MOPs	Compliance	NOCs Filed	Timely NOCs	Compliance
ACE INSURANCE	*	*	*	*	*	*
INDEMNITY INS CO OF NORTH AMERICA	*	*	*	*	*	*
Total	*	*	*	*	*	*
ACE INSURANCE TPA Administered Claims						
CA012 ALTERNATIVE SERVICE CONCEPTS LLC	1	0	0%	No Filings	No Filings	No Filings
CA040 BROADSPIRE SERVICES	1	1	100%	No Filings	No Filings	No Filings
CA070 CANNON COCHRAN MANAGEMENT SERVICES	5	5	100%	1	1	100%
CA110 CONSTITUTION STATE SERVICES	1	1	100%	2	2	100%
CA116 CORVEL ENTERPRISE COMP	*	*	*	*	*	*
CA117 COTTINGHAM & BUTLER CLAIMS SERVICES	No Filings	No Filings	No Filings	1	1	100%
CA160 ESIS	3	2	67%	2	2	100%
CA190 GALLAGHER BASSETT SERVICES	3	3	100%	2	2	100%
CA204 HELMSMAN MANAGEMENT SERVICES	1	1	100%	No Filings	No Filings	No Filings
CA300 SEDGWICK CLAIMS MANAGEMENT SERVICES	21	21	100%	15	14	93%
CA340 YORK RISK SERVICES	1	1	100%	1	0	0%
TPA Total	37	35	95% ▲	24	22	92% ▲
ACE INSURANCE Group Total	37	35	95% ▲	24	22	92% ▲
AIG INSURANCE	MOPs Filed	Timely MOPs	Compliance	NOCs Filed	Timely NOCs	Compliance
CA015 AIG DOMESTIC CLAIMS	24	20	83%	13	10	77%
Total	24	20	83% ▼	13	10	77% ▼
AIG INSURANCE TPA Administered Claims						
CA100 CLAIMS MANAGEMENT (WALMART)	4	3	75%	5	4	80%
CA190 GALLAGHER BASSETT SERVICES	1	1	100%	No Filings	No Filings	No Filings
CA300 SEDGWICK CLAIMS MANAGEMENT SERVICES	*	*	*	*	*	*
TPA Total	5	4	80% ▼	5	4	80% ▼
AIG INSURANCE Group Total	29	24	83% ▼	18	14	78% ▼

INSURANCE GROUP COMPLIANCE
Initial MOP and Initial Indemnity NOC Filings
Second Quarter
4/1/2017 - 6/30/2017

Insurance Company	Total Initial MOPs Filed	Initial MOPs Filed Timely	Compliance Percentage	Total Initial Indemnity NOCs Filed	Initial Indemnity NOCs Filed Timely	Compliance Percentage
AMERISURE INSURANCE	MOPs Filed	Timely MOPs	Compliance	NOCs Filed	Timely NOCs	Compliance
CA013 AMERISURE INSURANCE	*	*	*	*	*	*
Total	*	*	*	*	*	*
AMERISURE INSURANCE TPA Administered Claims						
CA340 YORK RISK SERVICES	No Filings	No Filings	No Filings	No Filings	No Filings	No Filings
TPA Total	No Filings	No Filings	No Filings	No Filings	No Filings	No Filings
AMERISURE INSURANCE Group Total	No Filings	No Filings	No Filings	No Filings	No Filings	No Filings
AMTRUST INSURANCE	MOPs Filed	Timely MOPs	Compliance	NOCs Filed	Timely NOCs	Compliance
CA342 TECHNOLOGY INSURANCE	1	1	100%	1	1	100%
CA381 WESCO INSURANCE	2	0	0%	6	6	100%
Total	3	1	33% ▼	7	7	100% ▲
AMTRUST INSURANCE Group Total	3	1	33% ▼	7	7	100% ▲
ARCH INSURANCE	MOPs Filed	Timely MOPs	Compliance	NOCs Filed	Timely NOCs	Compliance
ARCH INSURANCE	*	*	*	*	*	*
Total	*	*	*	*	*	*
ARCH INSURANCE TPA Administered Claims						
CA040 BROADSPIRE SERVICES	1	1	100%	No Filings	No Filings	No Filings
CA117 COTTINGHAM & BUTLER CLAIMS SERVICES	1	1	100%	1	1	100%
CA190 GALLAGHER BASSETT SERVICES	2	2	100%	1	1	100%
CA204 HELMSMAN MANAGEMENT SERVICES	No Filings	No Filings	No Filings	No Filings	No Filings	No Filings
CA300 SEDGWICK CLAIMS MANAGEMENT SERVICES	No Filings	No Filings	No Filings	3	3	100%
CA340 YORK RISK SERVICES	1	1	100%	1	1	100%
TPA Total	5	5	100% ▲	6	6	100% ▲
ARCH INSURANCE Group Total	5	5	100% ▲	6	6	100% ▲
BATH IRON WORKS	MOPs Filed	Timely MOPs	Compliance	NOCs Filed	Timely NOCs	Compliance
CA036 BATH IRON WORKS	20	18	90%	10	9	90%
Total	20	18	90% ▲	10	9	90% ▲
BATH IRON WORKS Group Total	20	18	90% ▲	10	9	90% ▲
BENCHMARK INSURANCE	MOPs Filed	Timely MOPs	Compliance	NOCs Filed	Timely NOCs	Compliance
CA433 NEXT LEVEL ADMINISTRATOR LLC	1	0	0%	No Filings	No Filings	No Filings
Total	1	0	0% ▼	No Filings	No Filings	No Filings
BENCHMARK INSURANCE Group Total	1	0	0% ▼	No Filings	No Filings	No Filings
BROADSPIRE SERVICES	MOPs Filed	Timely MOPs	Compliance	NOCs Filed	Timely NOCs	Compliance
CA040 BROADSPIRE SERVICES	3	3	100%	No Filings	No Filings	No Filings
Total	3	3	100% ▲	No Filings	No Filings	No Filings
BROADSPIRE SERVICES Group Total	3	3	100% ▲	No Filings	No Filings	No Filings

INSURANCE GROUP COMPLIANCE
Initial MOP and Initial Indemnity NOC Filings
Second Quarter
4/1/2017 - 6/30/20176

Insurance Company	Total Initial MOPs Filed	Initial MOPs Filed Timely	Compliance Percentage	Total Initial Indemnity NOCs Filed	Initial Indemnity NOCs Filed Timely	Compliance Percentage
CANNON COCHRAN MANAGEMENT SERVICES	MOPs Filed	Timely MOPs	Compliance	NOCs Filed	Timely NOCs	Compliance
CA070 CANNON COCHRAN MANAGEMENT SERVICES	56	50	89%	25	22	88%
Total	56	50	89% ▲	25	22	88% ▼
CANNON COCHRAN MANAGEMENT SERVICES Group Total	56	50	89% ▲	25	22	88% ▼
CHUBB INSURANCE	MOPs Filed	Timely MOPs	Compliance	NOCs Filed	Timely NOCs	Compliance
CA046 CHUBB INSURANCE	*	*	*	*	*	*
Total	*	*	*	*	*	*
CHUBB INSURANCE TPA Administered Claims						
CA160 ESIS	1	0	0%	No Filings	No Filings	No Filings
CA190 GALLAGHER BASSETT SERVICES	4	4	100%	1	0	0%
TPA Total	5	4	80% ▼	1	0	0% ▼
CHUBB INSURANCE Group Total	5	4	80% ▼	1	0	0% ▼
CIANBRO CORPORATION	MOPs Filed	Timely MOPs	Compliance	NOCs Filed	Timely NOCs	Compliance
CA085 CIANBRO CORPORATION	1	0	0%	No Filings	No Filings	No Filings
Total	1	0	0% ▼	No Filings	No Filings	No Filings
CIANBRO CORPORATION Group Total	1	0	0% ▼	No Filings	No Filings	No Filings
CLAIMS MANAGEMENT (WALMART)	MOPs Filed	Timely MOPs	Compliance	NOCs Filed	Timely NOCs	Compliance
CA100 CLAIMS MANAGEMENT (WALMART)	4	3	75%	5	4	80%
Total	4	3	75% ▼	5	4	80% ▼
CLAIMS MANAGEMENT (WALMART) Group Total	4	3	75% ▼	5	4	80% ▼
CNA INSURANCE	MOPs Filed	Timely MOPs	Compliance	NOCs Filed	Timely NOCs	Compliance
CA083 CNA CLAIMS PLUS	*	*	*	*	*	*
CA050 CONTINENTAL CASUALTY	2	2	100%	1	1	100%
CA329 VALLEY FORGE INSURANCE COMPANY	*	*	*	*	*	*
Total	2	2	100% ▲	1	1	100% ▲
CNA INSURANCE TPA Administered Claims						
CA190 GALLAGHER BASSETT SERVICES	No Filings	No Filings	No Filings	No Filings	No Filings	No Filings
TPA Total	No Filings	No Filings	No Filings	No Filings	No Filings	No Filings
CNA INSURANCE Group Total	2	2	100% ▲	1	1	100% ▲
CONSTITUTION STATE SERVICES	MOPs Filed	Timely MOPs	Compliance	NOCs Filed	Timely NOCs	Compliance
CA110 CONSTITUTION STATE SERVICES	1	1	100%	3	3	100%
Total	1	1	100% ▲	3	3	100% ▲
CONSTITUTION STATE SERVICES Group Total	1	1	100% ▲	3	3	100% ▲

INSURANCE GROUP COMPLIANCE
Initial MOP and Initial Indemnity NOC Filings
Second Quarter
4/1/2017 - 6/30/2017

Insurance Company	Total Initial MOPs Filed	Initial MOPs Filed Timely	Compliance Percentage	Total Initial Indemnity NOCs Filed	Initial Indemnity NOCs Filed Timely	Compliance Percentage
CORVEL ENTERPRISE COMP	MOPs Filed	Timely MOPs	Compliance	NOCs Filed	Timely NOCs	Compliance
CA116 CORVEL ENTERPRISE COMP	1	0	0%	2	1	50%
Total	1	0	0% ▼	2	1	50% ▼
CORVEL ENTERPRISE COMP Group Total	1	0	0% ▼	2	1	50% ▼
COTTINGHAM & BUTLER CLAIMS SERVICES	MOPs Filed	Timely MOPs	Compliance	NOCs Filed	Timely NOCs	Compliance
CA117 COTTINGHAM & BUTLER CLAIMS SERVICES	3	2	67%	2	2	100%
Total	3	2	67% ▼	2	2	100% ▲
COTTINGHAM & BUTLER CLAIMS SERVICES Group Total	3	2	67% ▼	2	2	100% ▲
CROSS INSURANCE	MOPs Filed	Timely MOPs	Compliance	NOCs Filed	Timely NOCs	Compliance
CA093 CROSS INSURANCE	45	40	89%	57	56	98%
Total	45	40	89% ▲	57	56	98% ▲
CROSS INSURANCE Group Total	45	40	89% ▲	57	56	98% ▲
ELECTRIC INSURANCE	MOPs Filed	Timely MOPs	Compliance	NOCs Filed	Timely NOCs	Compliance
CA150 ELECTRIC INSURANCE	*	*	*	*	*	*
Total	*	*	*	*	*	*
ELECTRIC INSURANCE TPA Administered Claims						
CA300 SEDGWICK CLAIMS MANAGEMENT SERVICES	3	3	100%	1	1	100%
TPA Total	3	3	100% ▲	1	1	100% ▲
ELECTRIC INSURANCE Group Total	3	3	100% ▲	1	1	100% ▲
ESIS	MOPs Filed	Timely MOPs	Compliance	NOCs Filed	Timely NOCs	Compliance
CA160 ESIS	5	3	60%	5	5	100%
Total	5	3	60% ▼	5	5	100% ▲
ESIS Group Total	5	3	60% ▼	5	5	100% ▲
FEDERATED MUTUAL INSURANCE	MOPs Filed	Timely MOPs	Compliance	NOCs Filed	Timely NOCs	Compliance
CA091 FEDERATED MUTUAL INSURANCE	1	1	100%	1	0	0%
CA092 FEDERATED SERVICE INSURANCE	*	*	*	*	*	*
Total	1	1	100% ▲	1	0	0% ▼
FEDERATED MUTUAL INSURANCE Group Total	1	1	100% ▲	1	0	0% ▼
FUTURECOMP	MOPs Filed	Timely MOPs	Compliance	NOCs Filed	Timely NOCs	Compliance
CA175 FUTURECOMP	8	4	50%	15	14	93%
Total	8	4	50% ▼	15	14	93% ▲
FUTURECOMP Group Total	8	4	50% ▼	15	14	93% ▲

INSURANCE GROUP COMPLIANCE
Initial MOP and Initial Indemnity NOC Filings
Second Quarter
4/1/2017 - 6/30/20176

Insurance Company	Total Initial MOPs Filed	Initial MOPs Filed Timely	Compliance Percentage	Total Initial Indemnity NOCs Filed	Initial Indemnity NOCs Filed Timely	Compliance Percentage
GALLAGHER BASSETT SERVICES	MOPs Filed	Timely MOPs	Compliance	NOCs Filed	Timely NOCs	Compliance
CA190 GALLAGHER BASSETT SERVICES	33	26	79%	13	10	77%
Total	33	26	79% ▼	13	10	77% ▼
GALLAGHER BASSETT SERVICES Group Total	33	26	79% ▼	13	10	77% ▼
GREAT FALLS INSURANCE	MOPs Filed	Timely MOPs	Compliance	NOCs Filed	Timely NOCs	Compliance
GREAT FALLS INSURANCE	*	*	*	*	*	*
Total	*	*	*	*	*	*
GREAT FALLS INSURANCE TPA Administered Claims						
CA070 CANNON COCHRAN MANAGEMENT SERVICES	25	22	88%	11	9	82%
TPA Total	25	22	88% ▲	11	9	82% ▼
GREAT FALLS INSURANCE Group Total	25	22	88% ▲	11	9	82% ▼
GREAT WEST INSURANCE	MOPs Filed	Timely MOPs	Compliance	NOCs Filed	Timely NOCs	Compliance
CA196 GREAT WEST INSURANCE	1	0	0%	No Filings	No Filings	No Filings
Total	1	0	0% ▼	No Filings	No Filings	No Filings
GREAT WEST INSURANCE Group Total	1	0	0% ▼	No Filings	No Filings	No Filings
GUARD INSURANCE	MOPs Filed	Timely MOPs	Compliance	NOCs Filed	Timely NOCs	Compliance
CA019 AMGUARD INSURANCE	1	1	100%	1	1	100%
CA140 EASTGUARD INSURANCE	*	*	*	*	*	*
CA272 NORGUARD INSURANCE	No Filings	No Filings	No Filings	No Filings	No Filings	No Filings
Total	1	1	100% ▲	1	1	100% ▲
GUARD INSURANCE Group Total	1	1	100% ▲	1	1	100% ▲
HANNAFORD BROTHERS	MOPs Filed	Timely MOPs	Compliance	NOCs Filed	Timely NOCs	Compliance
CA201 HANNAFORD BROTHERS	26	16	62%	5	5	100%
Total	26	16	62% ▼	5	5	100% ▲
HANNAFORD BROTHERS Group Total	26	16	62% ▼	5	5	100% ▲
HANNOVER INSURANCE	MOPs Filed	Timely MOPs	Compliance	NOCs Filed	Timely NOCs	Compliance
HANNOVER INSURANCE	*	*	*	*	*	*
Total	*	*	*	*	*	*
HANNOVER INSURANCE TPA Administered Claims						
CA340 YORK RISK SERVICES	2	2	100%	No Filings	No Filings	No Filings
TPA Total	2	2	100% ▲	No Filings	No Filings	No Filings
HANNOVER INSURANCE Group Total	2	2	100% ▲	No Filings	No Filings	No Filings

INSURANCE GROUP COMPLIANCE
Initial MOP and Initial Indemnity NOC Filings
Second Quarter
4/1/2017 - 6/30/2017

Insurance Company	Total Initial MOPs Filed	Initial MOPs Filed Timely	Compliance Percentage	Total Initial Indemnity NOCs Filed	Initial Indemnity NOCs Filed Timely	Compliance Percentage
HANOVER INSURANCE						
CA428 ALLMERICA FINANCIAL BENEFIT INSURANCE	MOPs Filed 1	Timely MOPs 1	Compliance 100%	NOCs Filed No Filings	Timely NOCs No Filings	Compliance No Filings
CA048 CITIZENS INSURANCE COMPANY OF AMERICA	2	2	100%	1	1	100%
CA429 HANOVER AMERICAN INSURANCE	No Filings	No Filings	No Filings	1	1	100%
CA202 HANOVER INSURANCE	1	1	100%	No Filings	No Filings	No Filings
CA228 MASSACHUSETTS BAY INSURANCE	*	*	*	*	*	*
Total	4	4	100% ▲	2	2	100% ▲
HANOVER INSURANCE Group Total						
	4	4	100% ▲	2	2	100% ▲
HARTFORD INSURANCE						
CA188 HARTFORD ACCIDENT & INDEMNITY	No Filings	No Filings	No Filings	NOCs Filed 1	Timely NOCs 1	Compliance 100%
CA185 HARTFORD CASUALTY INSURANCE	1	1	100%	No Filings	No Filings	No Filings
CA203 HARTFORD FIRE INSURANCE	1	1	100%	3	3	100%
CA186 HARTFORD INSURANCE COMPANY OF THE MIDWEST	No Filings	No Filings	No Filings	1	1	100%
CA187 HARTFORD UNDERWRITERS INSURANCE	2	2	100%	2	2	100%
CA288 PROPERTY & CASUALTY INSURANCE COMPANY OF HARTFORD	*	*	*	*	*	*
CA296 SENTINEL INSURANCE	No Filings	No Filings	No Filings	1	1	100%
CA319 TRUMBULL INSURANCE	9	9	100%	6	6	100%
CA321 TWIN CITY FIRE INSURANCE	2	2	100%	3	3	100%
Total	15	15	100% ▲	17	17	100% ▲
HARTFORD INSURANCE TPA Administered Claims						
CA040 BROADSPIRE SERVICES	No Filings	No Filings	No Filings	No Filings	No Filings	No Filings
CA070 CANNON COCHRAN MANAGEMENT SERVICES	1	0	0%	No Filings	No Filings	No Filings
CA116 CORVEL ENTERPRISE COMP	No Filings	No Filings	No Filings	1	1	100%
CA300 SEDGWICK CLAIMS MANAGEMENT SERVICES	2	2	100%	No Filings	No Filings	No Filings
CA280 TRISTAR RISK ENTERPRISE MANAGEMENT	*	*	*	*	*	*
TPA Total	3	2	67% ▼	1	1	100% ▲
HARTFORD INSURANCE Group Total						
	18	17	94% ▲	18	18	100% ▲
HELMSMAN MANAGEMENT SERVICES						
CA204 HELMSMAN MANAGEMENT SERVICES	MOPs Filed 3	Timely MOPs 3	Compliance 100%	NOCs Filed 1	Timely NOCs 0	Compliance 0%
Total	3	3	100% ▲	1	0	0% ▼
HELMSMAN MANAGEMENT SERVICES Group Total						
	3	3	100% ▲	1	0	0% ▼

INSURANCE GROUP COMPLIANCE
Initial MOP and Initial Indemnity NOC Filings
Second Quarter
4/1/2017 - 6/30/20176

Insurance Company	Total Initial MOPs Filed	Initial MOPs Filed Timely	Compliance Percentage	Total Initial Indemnity NOCs Filed	Initial Indemnity NOCs Filed Timely	Compliance Percentage
LIBERTY MUTUAL INSURANCE	MOPs Filed	Timely MOPs	Compliance	NOCs Filed	Timely NOCs	Compliance
CA003 AMERICAN FIRE & CASUALTY INSURANCE	No Filings	No Filings	No Filings	No Filings	No Filings	No Filings
CA380 EMPLOYERS INSURANCE OF WAUSAU	No Filings	No Filings	No Filings	1	1	100%
CA210 LIBERTY MUTUAL INSURANCE	26	24	92%	12	11	92%
CA406 OHIO CASUALTY INSURANCE	1	1	100%	1	0	0%
CA407 OHIO SECURITY INSURANCE	No Filings	No Filings	No Filings	No Filings	No Filings	No Filings
CA283 PEERLESS INDEMNITY INSURANCE	No Filings	No Filings	No Filings	No Filings	No Filings	No Filings
CA275 PEERLESS INSURANCE	7	6	86%	2	2	100%
CA309 THE NETHERLANDS INSURANCE	*	*	*	*	*	*
CA408 WEST AMERICAN INSURANCE	*	*	*	*	*	*
Total	34	31	91% ▲	16	14	88% ▼
LIBERTY MUTUAL INSURANCE Group Total	34	31	91% ▲	16	14	88% ▼
MAINE AUTOMOBILE DEALERS ASSOCIATION	MOPs Filed	Timely MOPs	Compliance	NOCs Filed	Timely NOCs	Compliance
CA220 MAINE AUTOMOBILE DEALERS ASSOCIATION	14	14	100%	2	2	100%
Total	14	14	100% ▲	2	2	100% ▲
MAINE AUTOMOBILE DEALERS ASSOCIATION Group Total	14	14	100% ▲	2	2	100% ▲
MAINE EMPLOYERS' MUTUAL INSURANCE	MOPs Filed	Timely MOPs	Compliance	NOCs Filed	Timely NOCs	Compliance
CA260 MAINE EMPLOYERS' MUTUAL INSURANCE	325	293	90%	244	233	95%
Total	325	293	90% ▲	244	233	95% ▲
MAINE EMPLOYERS' MUTUAL INSURANCE Group Total	325	293	90% ▲	244	233	95% ▲
MAINE HEALTHCARE ASSOCIATION	MOPs Filed	Timely MOPs	Compliance	NOCs Filed	Timely NOCs	Compliance
CA234 MAINE HEALTHCARE ASSOCIATION	8	4	50%	5	5	100%
Total	8	4	50% ▼	5	5	100% ▲
MAINE HEALTHCARE ASSOCIATION Group Total	8	4	50% ▼	5	5	100% ▲
MAINE MOTOR TRANSPORT ASSOCIATION	MOPs Filed	Timely MOPs	Compliance	NOCs Filed	Timely NOCs	Compliance
CA230 MAINE MOTOR TRANSPORT ASSOCIATION	15	15	100%	7	7	100%
Total	15	15	100% ▲	7	7	100% ▲
MAINE MOTOR TRANSPORT ASSOCIATION Group Total	15	15	100% ▲	7	7	100% ▲
MAINE MUNICIPAL ASSOCIATION	MOPs Filed	Timely MOPs	Compliance	NOCs Filed	Timely NOCs	Compliance
CA225 MAINE MUNICIPAL ASSOCIATION	55	53	96%	56	55	98%
Total	55	53	96% ▲	56	55	98% ▲
MAINE MUNICIPAL ASSOCIATION Group Total	55	53	96% ▲	56	55	98% ▲
MAINE SCHOOL MANAGEMENT ASSOCIATION	MOPs Filed	Timely MOPs	Compliance	NOCs Filed	Timely NOCs	Compliance
CA250 MAINE SCHOOL MANAGEMENT ASSOCIATION	24	24	100%	22	22	100%
Total	24	24	100% ▲	22	22	100% ▲
MAINE SCHOOL MANAGEMENT ASSOCIATION Group Total	24	24	100% ▲	22	22	100% ▲

Maine Workers' Compensation Board
Initial MOP Filing Benchmark: 85%
Initial Indemnity NOC Benchmark: 90%

▲ Indicates benchmark met or exceeded
▼ Indicates benchmark not met

INSURANCE GROUP COMPLIANCE
Initial MOP and Initial Indemnity NOC Filings
Second Quarter
4/1/2017 - 6/30/20176

Insurance Company	Total Initial MOPs Filed	Initial MOPs Filed Timely	Compliance Percentage	Total Initial Indemnity NOCs Filed	Initial Indemnity NOCs Filed Timely	Compliance Percentage
MATRIX ABSENCE MANAGEMENT, INC CA252 MATRIX ABSENCE MANAGEMENT, INC	MOPs Filed No Filings	Timely MOPs No Filings	Compliance No Filings	NOCs Filed No Filings	Timely NOCs No Filings	Compliance No Filings
Total	No Filings	No Filings	No Filings	No Filings	No Filings	No Filings
MATRIX ABSENCE MANAGEMENT, INC Group Total	No Filings	No Filings	No Filings	No Filings	No Filings	No Filings
MEADOWBROOK INSURANCE CA255 MEADOWBROOK INSURANCE	MOPs Filed 2	Timely MOPs 2	Compliance 100%	NOCs Filed No Filings	Timely NOCs No Filings	Compliance No Filings
Total	2	2	100% ▲	No Filings	No Filings	No Filings
MEADOWBROOK INSURANCE Group Total	2	2	100% ▲	No Filings	No Filings	No Filings
MITSUI SUMITOMO INS CO OF AMERICA MITSUI SUMITOMO INS CO OF AMERICA	MOPs Filed *	Timely MOPs *	Compliance *	NOCs Filed *	Timely NOCs *	Compliance *
Total	*	*	*	*	*	*
MITSUI SUMITOMO INS CO OF AMERICA TPA Administered Claims CA190 GALLAGHER BASSETT SERVICES	1	1	100%	No Filings	No Filings	No Filings
TPA Total	1	1	100% ▲	No Filings	No Filings	No Filings
MITSUI SUMITOMO INS CO OF AMERICA Group Total	1	1	100% ▲	No Filings	No Filings	No Filings
NATIONWIDE INSURANCE CA289 NATIONAL CASUALTY CA291 NATIONWIDE AGRIBUSINESS INSURANCE	MOPs Filed *	Timely MOPs *	Compliance *	NOCs Filed *	Timely NOCs *	Compliance *
Total	1	1	100% ▲	No Filings	No Filings	No Filings
NATIONWIDE INSURANCE Group Total	1	1	100% ▲	No Filings	No Filings	No Filings
NGM INSURANCE CA265 NGM INSURANCE	MOPs Filed No Filings	Timely MOPs No Filings	Compliance No Filings	NOCs Filed 1	Timely NOCs 1	Compliance 100%
Total	No Filings	No Filings	No Filings	1	1	100% ▲
NGM INSURANCE Group Total	No Filings	No Filings	No Filings	1	1	100% ▲
NORTH RIVER INSURANCE CA257 NORTH RIVER INSURANCE	MOPs Filed *	Timely MOPs *	Compliance *	NOCs Filed *	Timely NOCs *	Compliance *
Total	*	*	*	*	*	*
NORTH RIVER INSURANCE TPA Administered Claims CA040 BROADSPIRE SERVICES	No Filings	No Filings	No Filings	No Filings	No Filings	No Filings
TPA Total	No Filings	No Filings	No Filings	No Filings	No Filings	No Filings
NORTH RIVER INSURANCE Group Total	No Filings	No Filings	No Filings	No Filings	No Filings	No Filings

INSURANCE GROUP COMPLIANCE
Initial MOP and Initial Indemnity NOC Filings
Second Quarter
4/1/2017 - 6/30/2017

Insurance Company	Total Initial MOPs Filed	Initial MOPs Filed Timely	Compliance Percentage	Total Initial Indemnity NOCs Filed	Initial Indemnity NOCs Filed Timely	Compliance Percentage
OLD REPUBLIC INSURANCE	MOPs Filed	Timely MOPs	Compliance	NOCs Filed	Timely NOCs	Compliance
OLD REPUBLIC GENERAL INSURANCE CORP.	*	*	*	*	*	*
OLD REPUBLIC INSURANCE	*	*	*	*	*	*
Total	*	*	*	*	*	*
OLD REPUBLIC INSURANCE TPA Administered Claims						
CA070 CANNON COCHRAN MANAGEMENT SERVICES	3	3	100%	1	1	100%
CA110 CONSTITUTION STATE SERVICES	No Filings	No Filings	No Filings	1	1	100%
CA160 ESIS	No Filings	No Filings	No Filings	1	1	100%
CA190 GALLAGHER BASSETT SERVICES	1	1	100%	1	1	100%
CA300 SEDGWICK CLAIMS MANAGEMENT SERVICES	3	3	100%	1	1	100%
CA280 TRISTAR RISK ENTERPRISE MANAGEMENT	4	4	100%	No Filings	No Filings	No Filings
TPA Total	11	11	100% ▲	5	5	100% ▲
OLD REPUBLIC INSURANCE Group Total	11	11	100% ▲	5	5	100% ▲
PENNSYLVANIA MFG ASSN	MOPs Filed	Timely MOPs	Compliance	NOCs Filed	Timely NOCs	Compliance
PENNSYLVANIA MFG ASSN	*	*	*	*	*	*
Total	*	*	*	*	*	*
PENNSYLVANIA MFG ASSN TPA Administered Claims						
CA190 GALLAGHER BASSETT SERVICES	3	1	33%	No Filings	No Filings	No Filings
CA323 THE AMERICAN EQUITY UNDERWRITERS	No Filings	No Filings	No Filings	No Filings	No Filings	No Filings
TPA Total	3	1	33% ▼	No Filings	No Filings	No Filings
PENNSYLVANIA MFG ASSN Group Total	3	1	33% ▼	No Filings	No Filings	No Filings
PROTECTIVE INSURANCE	MOPs Filed	Timely MOPs	Compliance	NOCs Filed	Timely NOCs	Compliance
CA277 PROTECTIVE INSURANCE COMPANY	*	*	*	*	*	*
Total	*	*	*	*	*	*
PROTECTIVE INSURANCE TPA Administered Claims						
CA340 YORK RISK SERVICES	2	1	50%	No Filings	No Filings	No Filings
TPA Total	2	1	50% ▼	No Filings	No Filings	No Filings
PROTECTIVE INSURANCE Group Total	2	1	50% ▼	No Filings	No Filings	No Filings
QBE INSURANCE GROUP	MOPs Filed	Timely MOPs	Compliance	NOCs Filed	Timely NOCs	Compliance
QBE INSURANCE GROUP	*	*	*	*	*	*
Total	*	*	*	*	*	*
QBE INSURANCE GROUP TPA Administered Claims						
CA300 SEDGWICK CLAIMS MANAGEMENT SERVICES	5	5	100%	No Filings	No Filings	No Filings
TPA Total	5	5	100% ▲	No Filings	No Filings	No Filings
QBE INSURANCE GROUP Group Total	5	5	100% ▲	No Filings	No Filings	No Filings

INSURANCE GROUP COMPLIANCE
Initial MOP and Initial Indemnity NOC Filings
Second Quarter
4/1/2017 - 6/30/20176

Insurance Company	Total Initial MOPs Filed	Initial MOPs Filed Timely	Compliance Percentage	Total Initial Indemnity NOCs Filed	Initial Indemnity NOCs Filed Timely	Compliance Percentage
	MOPs Filed	Timely MOPs	Compliance	NOCs Filed	Timely NOCs	Compliance
SAFETY NATIONAL CASUALTY CORP SAFETY NATIONAL CASUALTY CORP	*	*	*	*	*	*
Total	*	*	*	*	*	*
SAFETY NATIONAL CASUALTY CORP TPA Administered Claims						
CA040 BROADSPIRE SERVICES	1	1	100%	No Filings	No Filings	No Filings
CA070 CANNON COCHRAN MANAGEMENT SERVICES	1	1	100%	1	0	0%
CA116 CORVEL ENTERPRISE COMP	No Filings	No Filings	No Filings	No Filings	No Filings	No Filings
CA160 ESIS	*	*	*	*	*	*
CA190 GALLAGHER BASSETT SERVICES	4	3	75%	No Filings	No Filings	No Filings
CA252 MATRIX ABSENCE MANAGEMENT, INC.	No Filings	No Filings	No Filings	No Filings	No Filings	No Filings
CA300 SEDGWICK CLAIMS MANAGEMENT SERVICES	2	1	50%	2	2	100%
TPA Total	8	6	75% ▼	3	2	67% ▼
SAFETY NATIONAL CASUALTY CORP Group Total	8	6	75% ▼	3	2	67% ▼
SEDGWICK CLAIMS MANAGEMENT SERVICES	MOPs Filed	Timely MOPs	Compliance	NOCs Filed	Timely NOCs	Compliance
CA300 SEDGWICK CLAIMS MANAGEMENT SERVICES	53	51	96%	37	34	92%
Total	53	51	96% ▲	37	34	92% ▲
SEDGWICK CLAIMS MANAGEMENT SERVICES Group Total	53	51	96% ▲	37	34	92% ▲
SENTRY INSURANCE	MOPs Filed	Timely MOPs	Compliance	NOCs Filed	Timely NOCs	Compliance
CA426 MIDDLESEX INSURANCE COMPANY	1	1	100%	No Filings	No Filings	No Filings
CA402 SENTRY CASUALTY	7	7	100%	No Filings	No Filings	No Filings
CA305 SENTRY INSURANCE	No Filings	No Filings	No Filings	3	3	100%
CA308 SENTRY SELECT INSURANCE	No Filings	No Filings	No Filings	No Filings	No Filings	No Filings
Total	8	8	100% ▲	3	3	100% ▲
SENTRY INSURANCE Group Total	8	8	100% ▲	3	3	100% ▲
STARR INDEMNITY INSURANCE	MOPs Filed	Timely MOPs	Compliance	NOCs Filed	Timely NOCs	Compliance
STARR INDEMNITY INSURANCE	*	*	*	*	*	*
Total	*	*	*	*	*	*
STARR INDEMNITY INSURANCE TPA Administered Claims						
CA160 ESIS	*	*	*	*	*	*
CA190 GALLAGHER BASSETT SERVICES	1	1	100%	No Filings	No Filings	No Filings
CA300 SEDGWICK CLAIMS MANAGEMENT SERVICES	*	*	*	*	*	*
TPA Total	1	1	100% ▲	No Filings	No Filings	No Filings
STARR INDEMNITY INSURANCE Group Total	1	1	100% ▲	No Filings	No Filings	No Filings
STATE OF MAINE WORKERS' COMPENSATION TRUST	MOPs Filed	Timely MOPs	Compliance	NOCs Filed	Timely NOCs	Compliance
CA307 STATE OF MAINE WORKERS' COMPENSATION TRUST	37	36	97%	41	41	100%
Total	37	36	97% ▲	41	41	100% ▲
STATE OF MAINE WORKERS' COMPENSATION TRUST Group Total	37	36	97% ▲	41	41	100% ▲

Maine Workers' Compensation Board
Initial MOP Filing Benchmark: 85%
Initial Indemnity NOC Benchmark: 90%

▲ Indicates benchmark met or exceeded
▼ Indicates benchmark not met

INSURANCE GROUP COMPLIANCE
Initial MOP and Initial Indemnity NOC Filings
Second Quarter
4/1/2017 - 6/30/20176

Insurance Company	Total Initial MOPs Filed	Initial MOPs Filed Timely	Compliance Percentage	Total Initial Indemnity NOCs Filed	Initial Indemnity NOCs Filed Timely	Compliance Percentage
SYNERNET	MOPs Filed	Timely MOPs	Compliance	NOCs Filed	Timely NOCs	Compliance
CA320 SYNERNET	21	18	86%	41	39	95%
Total	21	18	86% ▲	41	39	95% ▲
SYNERNET Group Total	21	18	86% ▲	41	39	95% ▲
THE AMERICAN EQUITY UNDERWRITERS	MOPs Filed	Timely MOPs	Compliance	NOCs Filed	Timely NOCs	Compliance
CA323 THE AMERICAN EQUITY UNDERWRITERS	No Filings	No Filings	No Filings	No Filings	No Filings	No Filings
Total	No Filings	No Filings	No Filings	No Filings	No Filings	No Filings
THE AMERICAN EQUITY UNDERWRITERS Group Total	No Filings	No Filings	No Filings	No Filings	No Filings	No Filings
TRAVELERS INSURANCE	MOPs Filed	Timely MOPs	Compliance	NOCs Filed	Timely NOCs	Compliance
CA072 CHARTER OAK FIRE INSURANCE	10	4	40%	3	3	100%
CA164 FARMINGTON CASUALTY	No Filings	No Filings	No Filings	1	1	100%
CA284 PHOENIX INSURANCE	No Filings	No Filings	No Filings	No Filings	No Filings	No Filings
CA306 STANDARD FIRE INSURANCE	2	2	100%	1	1	100%
CA347 TRAVELERS CASUALTY & SURETY	No Filings	No Filings	No Filings	No Filings	No Filings	No Filings
CA348 TRAVELERS CASUALTY INSURANCE COMPANY OF AMERICA	No Filings	No Filings	No Filings	1	1	100%
CA349 TRAVELERS COMMERCIAL CASUALTY	1	1	100%	1	1	100%
CA343 TRAVELERS INDEMNITY COMPANY	*	*	*	*	*	*
CA346 TRAVELERS INDEMNITY COMPANY OF AMERICA	*	*	*	*	*	*
CA345 TRAVELERS PROPERTY CASUALTY INSURANCE	1	1	100%	1	1	100%
Total	14	8	57% ▼	8	8	100% ▲
TRAVELERS INSURANCE TPA Administered Claims						
CA160 ESIS	*	*	*	*	*	*
CA190 GALLAGHER BASSETT SERVICES	4	3	75%	1	0	0%
CA300 SEDGWICK CLAIMS MANAGEMENT SERVICES	2	2	100%	2	2	100%
CA340 YORK RISK SERVICES	No Filings	No Filings	No Filings	1	1	100%
TPA Total	6	5	83% ▼	4	3	75% ▼
TRAVELERS INSURANCE Group Total	20	13	65% ▼	12	11	92% ▲

INSURANCE GROUP COMPLIANCE
Initial MOP and Initial Indemnity NOC Filings
Second Quarter
4/1/2017 - 6/30/2017

Insurance Company	Total Initial MOPs Filed	Initial MOPs Filed Timely	Compliance Percentage	Total Initial Indemnity NOCs Filed	Initial Indemnity NOCs Filed Timely	Compliance Percentage
XL INSURANCE	MOPs Filed	Timely MOPs	Compliance	NOCs Filed	Timely NOCs	Compliance
CA384 XL INSURANCE	*	*	*	*	*	*
Total	*	*	*	*	*	*
XL INSURANCE TPA Administered Claims						
CA040 BROADSPIRE SERVICES	*	*	*	*	*	*
CA116 CORVEL ENTERPRISE COMP	1	0	0%	1	0	0%
CA117 COTTINGHAM & BUTLER CLAIMS SERVICES	2	1	50%	No Filings	No Filings	No Filings
CA160 ESIS	No Filings	No Filings	No Filings	No Filings	No Filings	No Filings
CA190 GALLAGHER BASSETT SERVICES	5	3	60%	4	4	100%
CA300 SEDGWICK CLAIMS MANAGEMENT SERVICES	1	1	100%	No Filings	No Filings	No Filings
TPA Total	9	5	56% ▼	5	4	80% ▼
XL INSURANCE Group Total	9	5	56% ▼	5	4	80% ▼
YORK RISK SERVICES	MOPs Filed	Timely MOPs	Compliance	NOCs Filed	Timely NOCs	Compliance
CA340 YORK RISK SERVICES	6	5	83%	3	2	67%
Total	6	5	83% ▼	3	2	67% ▼
YORK RISK SERVICES Group Total	6	5	83% ▼	3	2	67% ▼
ZURICH INSURANCE	MOPs Filed	Timely MOPs	Compliance	NOCs Filed	Timely NOCs	Compliance
CA022 AMERICAN ZURICH	2	1	50%	3	3	100%
CA400 ZURICH AMERICAN INSURANCE	No Filings	No Filings	No Filings	No Filings	No Filings	No Filings
Total	2	1	50% ▼	3	3	100% ▲
ZURICH INSURANCE TPA Administered Claims						
CA040 BROADSPIRE SERVICES	*	*	*	*	*	*
CA160 ESIS	No Filings	No Filings	No Filings	1	1	100%
CA190 GALLAGHER BASSETT SERVICES	4	3	75%	1	1	100%
CA300 SEDGWICK CLAIMS MANAGEMENT SERVICES	No Filings	No Filings	No Filings	No Filings	No Filings	No Filings
TPA Total	4	3	75% ▼	2	2	100% ▲
ZURICH INSURANCE Group Total	6	4	67% ▼	5	5	100% ▲