



ILI Outbreaks

Maine Surveillance Report | 2017-2018

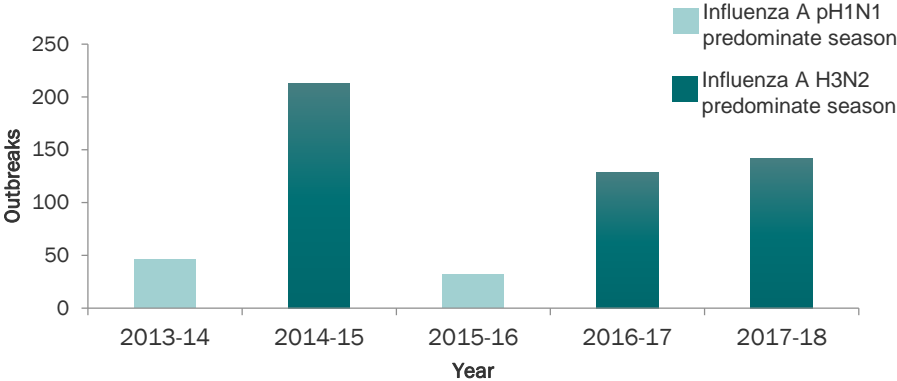
Outbreak Information:

142

ILI outbreaks

H3N2

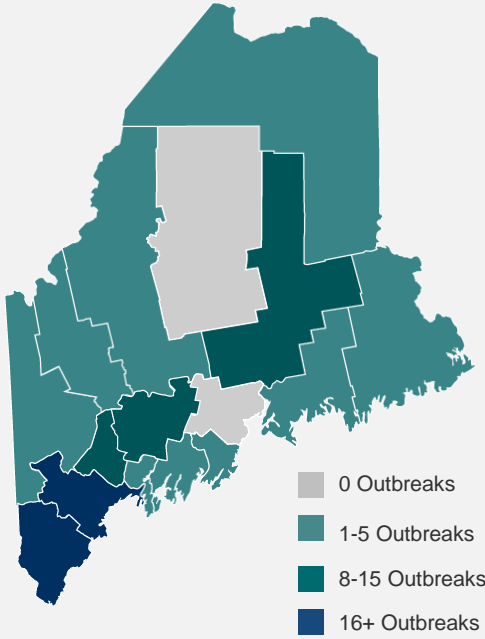
Predominate influenza strain of the season



Influenza-like illness (ILI):

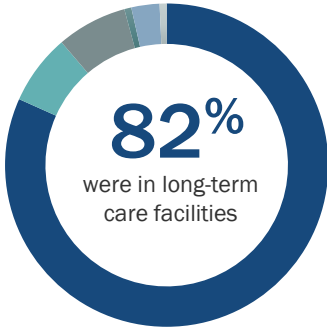
Fever of $\geq 100^{\circ}\text{F}$
AND
Cough or Sore throat

Geography:



Outbreak Characteristics:

Facility Type:



- Long-term care
- Acute care
- K-12 school
- University
- Institution
- Other

63%
resulted in ≥ 1 hospitalizations

10.5%
resulted in ≥ 1 death

11 Average cases per outbreak

7 Average days of duration

23 Facilities with multiple outbreaks

Influenza virus identified during outbreak:



Laboratory information available for 136 outbreaks

- 109 influenza A untyped
- 14 influenza B
- 5 influenza A H3
- 3 influenza A pH1N1
- 2 influenza A + influenza B
- 1 influenza untyped

ILI Outbreak Criteria:

- **Long-term care:** Two or more residents ill within 72 hours of each other
- **Acute care:** One or more patients with laboratory confirmed influenza with symptom onset ≥ 48 hrs post-admission
- **School or daycare:** $\geq 15\%$ absenteeism where the majority of those absent report ILI symptoms
- **Other settings:** A sudden increase of ILI over the normal background rate

For more information visit:
www.maineflu.gov
www.cdc.gov/flu



Long-term care facilities:

96

LTC facilities with at least one outbreaks

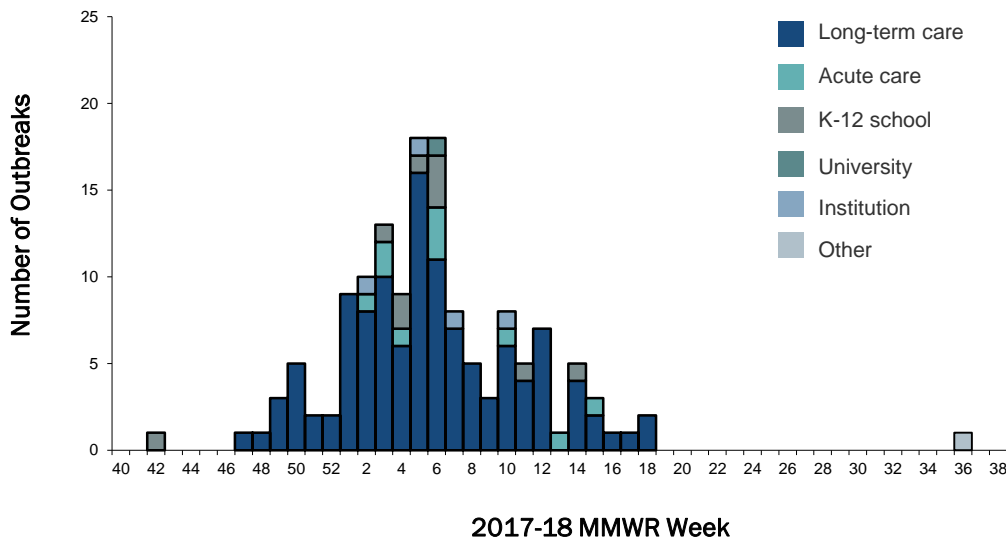
3.6

Average days until outbreak identified by Maine CDC

	Average	Minimum	Maximum
Population Size	63	4	212
Attack Rate	17%	2%	100%
Resident Vaccination rate*	90.3%	50%	100%
Staff Vaccination rate*	80%	15%	100%

*Vaccination rates not available for all facilities

Outbreaks by week:



“No Flu 4 You” prevention guidelines:

- Wash your hands
- Cover your cough
- Stay at home when you’re sick
- Get vaccinated

For more information visit:

www.maine.flu.gov

www.cdc.gov/flu