9 5 4 3 3 2 0 2 1 2 0 1 0 0 1 0 1

HEALTH QUARTERLY STATEMENT

AS OF MARCH 31, 2021

OF THE CONDITION AND AFFAIRS OF THE

Empire HealthChoice HMO, Inc.

NAIC Group Code 0671 (Current) 0671 (Prior) NAIC Company Code 95433 Employer's ID Number 13-3874803

Organized under the Laws of New York, State of Domicile or Port of Entry NY

Country of Domicile United States of America

Licensed as business type: Health Maintenance Organization

Is HMO Federally Qualified? Yes [ ] No [X]

Incorporated/Organized 03/05/1996 Commenced Business 03/19/1996

Statutory Home Office 9 Pine Street, 14th Floor (Street and Number), New York, NY, US 10005 (City or Town, State, Country and Zip Code)

Main Administrative Office 9 Pine Street, 14th Floor (Street and Number)
New York, NY, US 10005 (City or Town, State, Country and Zip Code), 212-563-5570 (Area Code) (Telephone Number)

Mail Address 9 Pine Street, 14th Floor (Street and Number or P.O. Box), New York, NY, US 10005 (City or Town, State, Country and Zip Code)

Primary Location of Books and Records 220 Virginia Avenue (Street and Number)
Indianapolis, IN, US 46204 (City or Town, State, Country and Zip Code), 317-488-6000 (Area Code) (Telephone Number)

Internet Website Address www.empireblue.com

Statutory Statement Contact Leigh Barrett (Name), 317-488-6816 (Area Code) (Telephone Number)
leigh.barrett@anthem.com (E-mail Address), 317-488-6200 (FAX Number)

OFFICERS

President, Chairperson and Chief Executive Officer: Alan James Murray
Treasurer: Eric (Rick) Kenneth Noble
Secretary: Jay Harry Wagner
Assistant Secretary: Patrick James O'Keeffe

OTHER

Vincent Edward Scher, Assistant Treasurer
Mark Daniel Justus, Valuation Actuary

DIRECTORS OR TRUSTEES

Alan James Murray
Lois Susan Freedman
Patrick James O'Keeffe
Jennifer Zoe Kuhn

State of Maine
County of Cumberland SS:

The officers of this reporting entity being duly sworn, each depose and say that they are the described officers of said reporting entity, and that on the reporting period stated above, all of the herein described assets were the absolute property of the said reporting entity, free and clear from any liens or claims thereon, except as herein stated, and that this statement, together with related exhibits, schedules and explanations therein contained, annexed or referred to, is a full and true statement of all the assets and liabilities and of the condition and affairs of the said reporting entity as of the reporting period stated above, and of its income and deductions therefrom for the period ended, and have been completed in accordance with the NAIC Annual Statement Instructions and Accounting Practices and Procedures manual except to the extent that: (1) state law may differ; or, (2) that state rules or regulations require differences in reporting not related to accounting practices and procedures, according to the best of their information, knowledge and belief, respectively. Furthermore, the scope of this attestation by the described officers also includes the related corresponding electronic filing with the NAIC, when required, that is an exact copy (except for formatting differences due to electronic filing) of the enclosed statement. The electronic filing may be requested by various regulators in lieu of or in addition to the enclosed statement.

Alan James Murray	Jay Harry Wagner	Eric (Rick) Kenneth Noble
President	Secretary	Treasurer

Subscribed and sworn to before me this
_____ day of _____

a. Is this an original filing? ..... Yes [X] No [ ]
b. If no,
1. State the amendment number.....
2. Date filed .....
3. Number of pages attached.....

ASSETS

		Current Statement Date 1 Assets	2 Nonadmitted Assets	3 Net Admitted Assets (Cols. 1 - 2)	4 December 31 Prior Year Net Admitted Assets
1.	Bonds	316,977,301		316,977,301	311,064,048
2.	Stocks:				
	2.1 Preferred stocks			0	0
	2.2 Common stocks			0	0
3.	Mortgage loans on real estate:				
	3.1 First liens			0	0
	3.2 Other than first liens			0	0
4.	Real estate:				
	4.1 Properties occupied by the company (less $ ..... encumbrances)			0	0
	4.2 Properties held for the production of income (less $ ..... encumbrances)			0	0
	4.3 Properties held for sale (less $ ..... encumbrances)			0	0
5.	Cash ($ 8,363,255), cash equivalents ($ 0) and short-term investments ($ .....)	8,363,255		8,363,255	28,493,763
6.	Contract loans (including $ ..... premium notes)			0	0
7.	Derivatives			0	0
8.	Other invested assets			0	0
9.	Receivables for securities	299,370		299,370	0
10.	Securities lending reinvested collateral assets	14,766,731		14,766,731	10,382,589
11.	Aggregate write-ins for invested assets	0	0	0	0
12.	Subtotals, cash and invested assets (Lines 1 to 11)	340,406,657	0	340,406,657	349,940,400
13.	Title plants less $ ..... charged off (for Title insurers only)			0	0
14.	Investment income due and accrued	2,830,897		2,830,897	2,939,671
15.	Premiums and considerations:				
	15.1 Uncollected premiums and agents' balances in the course of collection	8,916,799	1,971,915	6,944,884	5,923,724
	15.2 Deferred premiums, agents' balances and installments booked but deferred and not yet due (including $ ..... earned but unbilled premiums)			0	0
	15.3 Accrued retrospective premiums ($ 2,154,255) and contracts subject to redetermination ($ 28,842,688)	30,996,943		30,996,943	23,018,437
16.	Reinsurance:				
	16.1 Amounts recoverable from reinsurers			0	0
	16.2 Funds held by or deposited with reinsured companies			0	0
	16.3 Other amounts receivable under reinsurance contracts			0	0
17.	Amounts receivable relating to uninsured plans	1,127,604	285,806	841,798	187,430
18.1	Current federal and foreign income tax recoverable and interest thereon	12,388,814		12,388,814	9,250,200
18.2	Net deferred tax asset			0	0
19.	Guaranty funds receivable or on deposit			0	0
20.	Electronic data processing equipment and software			0	0
21.	Furniture and equipment, including health care delivery assets ($ .....)			0	0
22.	Net adjustment in assets and liabilities due to foreign exchange rates			0	0
23.	Receivables from parent, subsidiaries and affiliates			0	0
24.	Health care ($ 5,998,851) and other amounts receivable	16,314,255	10,315,404	5,998,851	6,790,234
25.	Aggregate write-ins for other than invested assets	26,113,701	4,638,493	21,475,208	27,342,305
26.	Total assets excluding Separate Accounts, Segregated Accounts and Protected Cell Accounts (Lines 12 to 25)	439,095,670	17,211,618	421,884,052	425,392,401
27.	From Separate Accounts, Segregated Accounts and Protected Cell Accounts			0	0
28.	Total (Lines 26 and 27)	439,095,670	17,211,618	421,884,052	425,392,401
	DETAILS OF WRITE-INS				
1101.					
1102.					
1103.					
1198.	Summary of remaining write-ins for Line 11 from overflow page	0	0	0	0
1199.	Totals (Lines 1101 through 1103 plus 1198)(Line 11 above)	0	0	0	0
2501.	Medicare Receivables	13,768,464		13,768,464	19,775,377
2502.	New York Assessment	2,838,998		2,838,998	3,089,575
2503.	Prepaid Expenses	6,422,332	4,552,505	1,869,827	1,248,377
2598.	Summary of remaining write-ins for Line 25 from overflow page	3,083,907	85,988	2,997,919	3,228,976
2599.	Totals (Lines 2501 through 2503 plus 2598)(Line 25 above)	26,113,701	4,638,493	21,475,208	27,342,305

LIABILITIES, CAPITAL AND SURPLUS

		Current Period			Prior Year
		1 Covered	2 Uncovered	3 Total	4 Total
1.	Claims unpaid (less $ ..... reinsurance ceded)	107,250,754		107,250,754	122,196,630
2.	Accrued medical incentive pool and bonus amounts	21,662,878		21,662,878	21,929,771
3.	Unpaid claims adjustment expenses	2,381,617		2,381,617	2,674,150
4.	Aggregate health policy reserves, including the liability of $ .....0 for medical loss ratio rebate per the Public Health Service Act	13,975,076		13,975,076	18,579,698
5.	Aggregate life policy reserves			0	0
6.	Property/casualty unearned premium reserve			0	0
7.	Aggregate health claim reserves	985		985	1,030
8.	Premiums received in advance	621,208		621,208	478,284
9.	General expenses due or accrued	718,614		718,614	1,950,187
10.1	Current federal and foreign income tax payable and interest thereon (including $ ..... on realized gains (losses))			0	0
10.2	Net deferred tax liability			0	0
11.	Ceded reinsurance premiums payable			0	0
12.	Amounts withheld or retained for the account of others	1,365,000		1,365,000	1,145,158
13.	Remittances and items not allocated	1,483,072		1,483,072	3,559,413
14.	Borrowed money (including $ ..... current) and interest thereon $ ..... (including $ ..... current)			0	0
15.	Amounts due to parent, subsidiaries and affiliates	79,716,388		79,716,388	59,856,905
16.	Derivatives			0	0
17.	Payable for securities	499,977		499,977	0
18.	Payable for securities lending	14,766,731		14,766,731	10,382,589
19.	Funds held under reinsurance treaties (with $ ..... authorized reinsurers, $ ..... unauthorized reinsurers and $ ..... certified reinsurers)			0	0
20.	Reinsurance in unauthorized and certified ($ .....) companies			0	0
21.	Net adjustments in assets and liabilities due to foreign exchange rates			0	0
22.	Liability for amounts held under uninsured plans			0	0
23.	Aggregate write-ins for other liabilities (including $ .....3,289,025 current)	4,274,188	0	4,274,188	2,436,845
24.	Total liabilities (Lines 1 to 23)	248,716,488	0	248,716,488	245,190,660
25.	Aggregate write-ins for special surplus funds	XXX	XXX	0	0
26.	Common capital stock	XXX	XXX	2	2
27.	Preferred capital stock	XXX	XXX		
28.	Gross paid in and contributed surplus	XXX	XXX	101,999,998	101,999,998
29.	Surplus notes	XXX	XXX		
30.	Aggregate write-ins for other than special surplus funds	XXX	XXX	118,700,549	118,700,549
31.	Unassigned funds (surplus)	XXX	XXX	(47,532,985)	(40,498,808)
32.	Less treasury stock, at cost:				
	32.1 ..... shares common (value included in Line 26 $ .....)	XXX	XXX		
	32.2 ..... shares preferred (value included in Line 27 $ .....)	XXX	XXX		
33.	Total capital and surplus (Lines 25 to 31 minus Line 32)	XXX	XXX	173,167,564	180,201,741
34.	Total liabilities, capital and surplus (Lines 24 and 33)	XXX	XXX	421,884,052	425,392,401
	DETAILS OF WRITE-INS				
2301.	Miscellaneous Medicare Liabilities	2,649,914		2,649,914	949,315
2302.	Escheat Liability	1,132,662		1,132,662	765,564
2303.	Other premium liability	353,547		353,547	280,510
2398.	Summary of remaining write-ins for Line 23 from overflow page	138,065	0	138,065	441,456
2399.	Totals (Lines 2301 through 2303 plus 2398)(Line 23 above)	4,274,188	0	4,274,188	2,436,845
2501.	Estimated ACA Health Insurer fee	XXX	XXX	0	0
2502.		XXX	XXX		
2503.		XXX	XXX		
2598.	Summary of remaining write-ins for Line 25 from overflow page	XXX	XXX	0	0
2599.	Totals (Lines 2501 through 2503 plus 2598)(Line 25 above)	XXX	XXX	0	0
3001.	Required Reserves	XXX	XXX	118,700,549	118,700,549
3002.		XXX	XXX		
3003.		XXX	XXX		
3098.	Summary of remaining write-ins for Line 30 from overflow page	XXX	XXX	0	0
3099.	Totals (Lines 3001 through 3003 plus 3098)(Line 30 above)	XXX	XXX	118,700,549	118,700,549

STATEMENT OF REVENUE AND EXPENSES

		Current Year To Date		Prior Year To Date	Prior Year Ended December 31
		1 Uncovered	2 Total	3 Total	4 Total
1.	Member Months	XXX	186,150	218,752	898,761
2.	Net premium income (including $ non-health premium income)	XXX	198,244,897	239,373,630	949,604,393
3.	Change in unearned premium reserves and reserve for rate credits	XXX	(1,460,280)	1,180,606	2,863,580
4.	Fee-for-service (net of $ medical expenses)	XXX			
5.	Risk revenue	XXX			
6.	Aggregate write-ins for other health care related revenues	XXX	0	0	0
7.	Aggregate write-ins for other non-health revenues	XXX	0	0	0
8.	Total revenues (Lines 2 to 7)	XXX	196,784,617	240,554,236	952,467,973
	Hospital and Medical:				
9.	Hospital/medical benefits		135,647,383	163,534,745	643,366,771
10.	Other professional services		5,234,555	6,596,127	26,112,583
11.	Outside referrals		21,604,260	8,643,073	59,798,654
12.	Emergency room and out-of-area		6,086,987	7,354,946	28,467,417
13.	Prescription drugs		14,379,522	17,791,360	61,632,989
14.	Aggregate write-ins for other hospital and medical	0	0	(333,529)	(301,376)
15.	Incentive pool, withhold adjustments and bonus amounts		1,429,307	1,338,590	22,169,453
16.	Subtotal (Lines 9 to 15)	0	184,382,014	204,925,312	841,246,491
	Less:				
17.	Net reinsurance recoveries				
18.	Total hospital and medical (Lines 16 minus 17)	0	184,382,014	204,925,312	841,246,491
19.	Non-health claims (net)				
20.	Claims adjustment expenses, including $ 8,158,755 cost containment expenses		11,339,031	11,917,625	54,590,226
21.	General administrative expenses		13,576,086	35,373,295	92,710,145
22.	Increase in reserves for life and accident and health contracts (including $ increase in reserves for life only)		(4,410,174)	(12,688,201)	(33,112,103)
23.	Total underwriting deductions (Lines 18 through 22)	0	204,886,957	239,528,031	955,434,759
24.	Net underwriting gain or (loss) (Lines 8 minus 23)	XXX	(8,102,340)	1,026,205	(2,966,786)
25.	Net investment income earned		2,041,541	2,382,726	8,662,295
26.	Net realized capital gains (losses) less capital gains tax of $ 39,123		160,960	517,636	2,479,770
27.	Net investment gains (losses) (Lines 25 plus 26)	0	2,202,501	2,900,362	11,142,065
28.	Net gain or (loss) from agents' or premium balances charged off [(amount recovered $) (amount charged off $ 46,526)]		(46,526)	(20,497)	(210,585)
29.	Aggregate write-ins for other income or expenses	0	(99,635)	(86,048)	(188,464)
30.	Net income or (loss) after capital gains tax and before all other federal income taxes (Lines 24 plus 27 plus 28 plus 29)	XXX	(6,046,000)	3,820,022	7,776,230
31.	Federal and foreign income taxes incurred	XXX	(3,177,737)	1,960,304	(2,379,942)
32.	Net income (loss) (Lines 30 minus 31)	XXX	(2,868,263)	1,859,718	10,156,172
	DETAILS OF WRITE-INS				
0601.		XXX			
0602.		XXX			
0603.		XXX			
0698.	Summary of remaining write-ins for Line 6 from overflow page	XXX	0	0	0
0699.	Totals (Lines 0601 through 0603 plus 0698)(Line 6 above)	XXX	0	0	0
0701.		XXX			
0702.		XXX			
0703.		XXX			
0798.	Summary of remaining write-ins for Line 7 from overflow page	XXX	0	0	0
0799.	Totals (Lines 0701 through 0703 plus 0798)(Line 7 above)	XXX	0	0	0
1401.	Pool Recoveries - Stop Loss		0	(333,529)	(301,376)
1402.					
1403					
1498.	Summary of remaining write-ins for Line 14 from overflow page	0	0	0	0
1499.	Totals (Lines 1401 through 1403 plus 1498)(Line 14 above)	0	0	(333,529)	(301,376)
2901.	Miscellaneous (expense) income		(99,635)	(86,048)	(188,464)
2902.					
2903					
2998.	Summary of remaining write-ins for Line 29 from overflow page	0	0	0	0
2999.	Totals (Lines 2901 through 2903 plus 2998)(Line 29 above)	0	(99,635)	(86,048)	(188,464)

STATEMENT OF REVENUE AND EXPENSES (Continued)

		1 Current Year to Date	2 Prior Year to Date	3 Prior Year Ended December 31
	CAPITAL AND SURPLUS ACCOUNT			
33.	Capital and surplus prior reporting year	180,201,741	157,155,770	157,155,770
34.	Net income or (loss) from Line 32	(2,868,263)	1,859,718	10,156,172
35.	Change in valuation basis of aggregate policy and claim reserves			
36.	Change in net unrealized capital gains (losses) less capital gains tax of $ 26,819	100,890	(170,252)	(175,723)
37.	Change in net unrealized foreign exchange capital gain or (loss)			
38.	Change in net deferred income tax	26,819	8,338,033	(46,712)
39.	Change in nonadmitted assets	(4,293,623)	(4,104,593)	13,112,234
40	Change in unauthorized and certified reinsurance	0	0	0
41.	Change in treasury stock	0	0	0
42.	Change in surplus notes	0	0	0
43.	Cumulative effect of changes in accounting principles			
44.	Capital Changes:			
	44.1 Paid in			0
	44.2 Transferred from surplus (Stock Dividend)	0	0	0
	44.3 Transferred to surplus			
45.	Surplus adjustments:			
	45.1 Paid in	0	0	0
	45.2 Transferred to capital (Stock Dividend)			
	45.3 Transferred from capital			
46.	Dividends to stockholders			
47.	Aggregate write-ins for gains or (losses) in surplus	0	0	0
48.	Net change in capital & surplus (Lines 34 to 47)	(7,034,177)	5,922,906	23,045,971
49.	Capital and surplus end of reporting period (Line 33 plus 48)	173,167,564	163,078,676	180,201,741
	DETAILS OF WRITE-INS			
4701.				
4702.				
4703.				
4798.	Summary of remaining write-ins for Line 47 from overflow page	0	0	0
4799.	Totals (Lines 4701 through 4703 plus 4798)(Line 47 above)	0	0	0

CASH FLOW

		1 Current Year To Date	2 Prior Year To Date	3 Prior Year Ended December 31
	Cash from Operations			
1.	Premiums collected net of reinsurance	187,669,062	221,246,789	953,888,306
2.	Net investment income	2,745,291	3,302,119	11,771,247
3.	Miscellaneous income	0	0	0
4.	Total (Lines 1 to 3)	190,414,353	224,548,908	965,659,553
5.	Benefit and loss related payments	199,594,828	193,988,813	792,879,404
6.	Net transfers to Separate Accounts, Segregated Accounts and Protected Cell Accounts			
7.	Commissions, expenses paid and aggregate write-ins for deductions	27,129,738	36,765,577	148,365,671
8.	Dividends paid to policyholders			
9.	Federal and foreign income taxes paid (recovered) net of $ 39,123 tax on capital gains (losses)	0	0	3,756,144
10.	Total (Lines 5 through 9)	226,724,566	230,754,390	945,001,219
11.	Net cash from operations (Line 4 minus Line 10)	(36,310,213)	(6,205,482)	20,658,334
	Cash from Investments			
12.	Proceeds from investments sold, matured or repaid:			
	12.1 Bonds	14,466,901	18,951,450	95,453,423
	12.2 Stocks	0	0	0
	12.3 Mortgage loans	0	0	0
	12.4 Real estate	0	0	0
	12.5 Other invested assets	0	0	0
	12.6 Net gains or (losses) on cash, cash equivalents and short-term investments	0	(19,992)	(19,992)
	12.7 Miscellaneous proceeds	499,977	2,909,643	0
	12.8 Total investment proceeds (Lines 12.1 to 12.7)	14,966,878	21,841,101	95,433,431
13.	Cost of investments acquired (long-term only):			
	13.1 Bonds	20,805,626	19,824,153	93,190,892
	13.2 Stocks	0	0	0
	13.3 Mortgage loans	0	0	0
	13.4 Real estate	0	0	0
	13.5 Other invested assets	0	0	0
	13.6 Miscellaneous applications	4,683,512	1,283,713	6,546,266
	13.7 Total investments acquired (Lines 13.1 to 13.6)	25,489,138	21,107,866	99,737,158
14.	Net increase (or decrease) in contract loans and premium notes	0	0	0
15.	Net cash from investments (Line 12.8 minus Line 13.7 and Line 14)	(10,522,260)	733,235	(4,303,727)
	Cash from Financing and Miscellaneous Sources			
16.	Cash provided (applied):			
	16.1 Surplus notes, capital notes	0	0	0
	16.2 Capital and paid in surplus, less treasury stock	0	0	0
	16.3 Borrowed funds	0	0	0
	16.4 Net deposits on deposit-type contracts and other insurance liabilities	0	0	0
	16.5 Dividends to stockholders	0	0	0
	16.6 Other cash provided (applied)	26,701,965	1,349,105	3,492,675
17.	Net cash from financing and miscellaneous sources (Line 16.1 through Line 16.4 minus Line 16.5 plus Line 16.6)	26,701,965	1,349,105	3,492,675
	RECONCILIATION OF CASH, CASH EQUIVALENTS AND SHORT-TERM INVESTMENTS			
18.	Net change in cash, cash equivalents and short-term investments (Line 11, plus Lines 15 and 17)	(20,130,508)	(4,123,142)	19,847,282
19.	Cash, cash equivalents and short-term investments:			
	19.1 Beginning of year	28,493,763	8,646,481	8,646,481
	19.2 End of period (Line 18 plus Line 19.1)	8,363,255	4,523,339	28,493,763

Note: Supplemental disclosures of cash flow information for non-cash transactions:

EXHIBIT OF PREMIUMS, ENROLLMENT AND UTILIZATION

	1	Comprehensive (Hospital & Medical)		4	5	6	7	8	9	10
	Total	2 Individual	3 Group	Medicare Supplement	Vision Only	Dental Only	Federal Employees Health Benefit Plan	Title XVIII Medicare	Title XIX Medicaid	Other
Total Members at end of:										
1. Prior Year	73,879	0	1,921	0	0	0	0	71,958	0	0
2. First Quarter	61,036		1,935					59,101		
3. Second Quarter	0									
4. Third Quarter	0									
5. Current Year	0									
6. Current Year Member Months	186,150		5,826					180,324		
Total Member Ambulatory Encounters for Period:										
7 Physician	322,382		6,583					315,799		
8. Non-Physician	171,257		5,833					165,424		
9. Total	493,639	0	12,416	0	0	0	0	481,223	0	0
10. Hospital Patient Days Incurred	34,189		656					33,533		
11. Number of Inpatient Admissions	4,236		89					4,147		
12. Health Premiums Written (a)	198,244,897	(958)	4,540,188					193,705,667		
13. Life Premiums Direct	0									
14. Property/Casualty Premiums Written	0									
15. Health Premiums Earned	196,784,617	(958)	4,540,188					192,245,387		
16. Property/Casualty Premiums Earned	0									
17. Amount Paid for Provision of Health Care Services	199,594,971	(186,786)	3,069,786					196,711,094		877
18. Amount Incurred for Provision of Health Care Services	184,382,013	56,188	3,254,345					181,072,651		(1,170)

(a) For health premiums written: amount of Medicare Title XVIII exempt from state taxes or fees $ 193,705,667

STATEMENT AS OF MARCH 31, 2021 OF THE Empire HealthChoice HMO, Inc.

CLAIMS UNPAID AND INCENTIVE POOL, WITHHOLD AND BONUS (Reported and Unreported)

Aging Analysis of Unpaid Claims

1 Account	2 1 - 30 Days	3 31 - 60 Days	4 61 - 90 Days	5 91 - 120 Days	6 Over 120 Days	7 Total
Claims Unpaid (Reported)						
0299999 Aggregate accounts not individually listed-uncovered						0
0399999 Aggregate accounts not individually listed-covered	39,487,518	3,423,091	142,029	119,784	445,751	43,618,173
0499999 Subtotals	39,487,518	3,423,091	142,029	119,784	445,751	43,618,173
0599999 Unreported claims and other claim reserves						63,632,581
0699999 Total amounts withheld						
0799999 Total claims unpaid						107,250,754
0899999 Accrued medical incentive pool and bonus amounts						21,662,878

UNDERWRITING AND INVESTMENT EXHIBIT

ANALYSIS OF CLAIMS UNPAID - PRIOR YEAR - NET OF REINSURANCE

Line of Business	Claims Paid Year to Date		Liability End of Current Quarter		5	6
	1 On Claims Incurred Prior to January 1 of Current Year	2 On Claims Incurred During the Year	3 On Claims Unpaid Dec. 31 of Prior Year	4 On Claims Incurred During the Year	Claims Incurred in Prior Years (Columns 1 + 3)	Estimated Claim Reserve and Claim Liability December 31 of Prior Year
1. Comprehensive (hospital and medical)	3,774,416	8,225,974	1,547,984	1,708,548	5,322,400	2,824,060
2. Medicare Supplement					0	0
3. Dental Only					0	0
4. Vision Only					0	0
5. Federal Employees Health Benefits Plan					0	0
6. Title XVIII - Medicare	80,764,745	121,411,723	28,430,544	75,564,661	109,195,289	119,371,600
7 Title XIX - Medicaid					0	0
8. Other health	13,824	22,200	1		13,825	2,000
9. Health subtotal (Lines 1 to 8)	84,552,985	129,659,897	29,978,529	77,273,209	114,531,514	122,197,660
10. Healthcare receivables (a)	3,157,011	13,157,244			3,157,011	0
11. Other non-health					0	0
12. Medical incentive pools and bonus amounts	656,629	1,039,573	20,951,628	711,250	21,608,257	21,929,771
13. Totals (Lines 9-10+11+12)	82,052,603	117,542,226	50,930,157	77,984,459	132,982,760	144,127,431

(a) Excludes $ ..... loans or advances to providers not yet expensed.

NOTES TO FINANCIAL STATEMENTS

For the purposes of the quarterly interim financial information, it is presumed that the users of the interim financial information have read or have access to the Annual Statement as of December 31, 2020. This presentation addresses only significant events occurring since the last Annual Statement.

1. Summary of Significant Accounting Policies and Going Concern

A. Accounting Practices

The accompanying financial statements of Empire HealthChoice HMO, Inc. (the "Company") have been prepared in conformity with the National Association of Insurance Commissioners' ("NAIC") *Annual Statement Instructions* and in accordance with accounting practices prescribed or permitted by the New York State Department of Financial Services (the "Department"). The Department has adopted accounting policies found in the NAIC *Accounting Practices and Procedures Manual* ("NAIC SAP") as a component of prescribed accounting practices. Additionally, the Department has adopted certain prescribed accounting practices that differ from those found in NAIC SAP, which impact the Company, specifically 1) overdue premiums (in excess of 90 days) from state and local governments or any of its instrumentalities shall be admitted assets; in NAIC SAP, premiums over 90 days due are non-admitted; 2) certain estimated market stabilization reinsurance/pooling recoverables, stop-loss recoverables, and reinsurance recoverables are admitted assets; in NAIC SAP, these recoverables are admitted only upon notification of the refund; and 3) prepaid broker commissions are admitted assets; in NAIC SAP, prepaid broker commissions are nonadmitted assets. The Department has the right to permit other specific practices that deviate from prescribed practices. The Company has employed no permitted practices in preparing the accompanying statutory-basis financial statements.

A reconciliation of the Company's net income and capital and surplus between NAIC SAP and practices prescribed and permitted by the Department is shown below:

	SSAP #	F/S Page	F/S Line #	March 31, 2021	December 31, 2020
Net Income					
(1) Empire HealthChoice HMO, Inc. state basis (Page 4, Line 32, Columns 2 & 4)	XXX	XXX	XXX	$ (2,868,263)	$ 10,156,172
(2) State Prescribed Practices that is an increase/(decrease) from NAIC SAP:				—	—
(3) State Permitted Practices that is an increase/(decrease) from NAIC SAP:				—	—
(4) NAIC SAP (1-2-3=4)	XXX	XXX	XXX	$ (2,868,263)	$ 10,156,172
Surplus					
(5) Empire HealthChoice HMO, Inc. state basis (Page 3, Line 33, Columns 3 & 4)	XXX	XXX	XXX	$ 173,167,564	$ 180,201,741
(6) State Prescribed Practices that is an increase/(decrease) from NAIC SAP:					
Pooling/Stop Loss recoverable	6	2	25	194,103	194,103
Prepaid Brokers' Commissions	29	2	25	1,869,827	1,248,377
Overdue local government premiums	6	2	15.1	336,546	424,689
(7) State Permitted Practices that is an increase/(decrease) from NAIC SAP:				—	—
(8) NAIC SAP (5-6-7=8)	XXX	XXX	XXX	$ 170,767,088	$ 178,334,572

B. Use of Estimates in the Preparation of the Financial Statements

No significant change.

C. Accounting Policies

(1) No significant change.

(2) Investment grade bonds not backed by other loans are stated at amortized cost, with amortization calculated based on the modified scientific method, using lower of yield to call or yield to maturity. Non-investment grade bonds are stated at the lower of amortized cost or fair value as determined by various third-party pricing sources.

(3) - (5) No significant change.

(6) Loan-backed securities are stated at amortized cost. Pre-payment assumptions for loan-backed securities and structured securities were obtained from broker-dealer survey values or internal estimates. These assumptions are consistent with the current interest rate and economic environment. The retrospective adjustment method is used to value all loan-backed securities. Non-investment grade loan-backed securities are stated at the lower of amortized cost or fair value.

(7) - (14) No significant change.

D. Going Concern

Not applicable.

2. Accounting Changes and Corrections of Errors

Not applicable.

3. Business Combinations and Goodwill

Not applicable.

4. Discontinued Operations

Not applicable.

5. Investments

A. - C.

Not applicable.

D. Loan-Backed Securities

(1) Prepayment assumptions for single-class and multi-class mortgage-backed and asset-backed securities were obtained from broker-dealer survey values or internal estimates. The Company used various third-party pricing sources in determining the market value of its loan-backed securities.
(2) The Company did not recognize other-than-temporary impairments ("OTTI") on its loan-backed securities during the three months ended March 31, 2021.
(3) The Company did not recognize OTTI on its loan-backed securities at March 31, 2021.

(4) All impaired securities (fair value is less than cost or amortized cost) for which an OTTI has not been recognized in earnings as a realized loss (including securities with a recognized OTTI for non-interest related declines when a non-recognized interest related impairment remains):

a. The aggregate amount of unrealized losses:			
	1. Less than 12 Months	$	(226,606)
	2. 12 Months or Longer	$	—
b. The aggregate related fair value of securities with unrealized losses:			
	1. Less than 12 Months	$	13,927,307
	2. 12 Months or Longer	$	—

(5) The Company's bond portfolio is sensitive to interest rate fluctuations, which impact the fair value of individual securities. Unrealized losses on bonds were primarily caused by the effects of the interest rate environment and the widening of credit spreads on certain securities. The Company currently has the ability and intent to hold these securities until their full cost can be recovered. Therefore, the Company does not believe the unrealized losses represent an OTTI at March 31, 2021.

E. Dollar Repurchase Agreements and/or Securities Lending Transactions

(1) Not applicable.
(2) No significant change.
(3) Collateral Received

a. No significant change.
b. The fair value of that collateral and of the portion of that collateral that it has sold or repledged $ 14,766,902
c. No significant change.

(4) Not applicable.
(5) No significant change.
(6) Not applicable.
(7) Not applicable.

F. Repurchase Agreements Transactions Accounted for as Secured Borrowing

The Company did not enter into repurchase agreement transactions accounted for as secured borrowing at March 31, 2021.

G. Reverse Repurchase Agreements Transactions Accounted for as Secured Borrowing

The Company did not enter into reverse repurchase agreement transactions accounted for as a secured borrowing at March 31, 2021.

H. Repurchase Agreements Transactions Accounted for as a Sale

The Company did not enter into repurchase agreement transactions accounted for as a sale at March 31, 2021.

I. Reverse Repurchase Agreements Transactions Accounted for as a Sale

The Company did not enter into reverse repurchase agreement transactions accounted for as a sale at March 31, 2021.

J. Real Estate

No significant change.

K. Investments in Low-Income Housing Tax Credits

No significant change.

L. Restricted Assets

No significant change.

M. Working Capital Finance Investments

Not applicable.

N. Offsetting and Netting of Assets and Liabilities

The Company had no netted assets and liabilities at March 31, 2021.

O. 5GI Securities

The Company has no 5GI Securities as of March 31, 2021.

P. Short Sales

The Company did not have any short sales at March 31, 2021.

Q. Prepayment Penalty and Acceleration Fees

The Company did not have any prepayment penalty or acceleration fees at March 31, 2021.

R. Reporting Entity's Share of Cash Pool by Asset Type

The Company did not participate in a cash pool at March 31, 2021.

6. Joint Ventures, Partnerships and Limited Liability Companies

Not applicable.

7. Investment Income

No significant change.

8. Derivative Instruments

Not applicable.

9. Income Taxes

No significant change.

10. Information Concerning Parent, Subsidiaries, Affiliates and Other Related Parties

A. Nature of the Relationship

No significant change.

B. Significant Transactions for the Period

No significant change.

C. Transactions with Related Parties who are not Reported on Schedule Y

No significant change.

D. Amounts Due to or from Related Parties

At March 31, 2021, the Company reported no amounts due from affiliates and $79,716,388 due to affiliates. The payable balance represents intercompany transactions that will be settled in accordance with the settlement terms of the intercompany agreement.

E. - O.

No significant change.

11. Debt

Not applicable.

12. Retirement Plans, Deferred Compensation, Postemployment Benefits and Compensated Absences and Other Postretirement Benefit Plans

A. Defined Benefit Plan

Not applicable.

B. Not applicable.

C. Not applicable.

D. Not applicable.

E. Defined Contribution Plans

Not applicable.

F. Multiemployer Plans

The Company does not participate in a multiemployer plan.

G. Consolidated/Holding Company Plans

No significant change.

H. Post Employment Benefits and Compensated Absences

Not applicable.

I. Impact of Medicare Modernization Act on Postretirement Benefits (INT 04-17)

Not applicable.

13. Capital and Surplus, Shareholders' Dividend Restrictions and Quasi-Reorganizations

No significant change.

14. Liabilities, Contingencies and Assessments

No significant change.

15. Leases

No significant change.

16. Information About Financial Instruments With Off-Balance Sheet Risk and Financial Instruments With Concentrations of Credit Risk

Not applicable.

17. Sale, Transfer and Servicing of Financial Assets and Extinguishments of Liabilities

A. Transfers of Receivables Reported as Sales

Not applicable.

B. Transfer and Servicing of Financial Assets

(1) The Company participates in a securities lending program whereby marketable securities in its investment portfolio are transferred to independent brokers or dealers. At March 31, 2021 the fair value of securities loaned was $14,456,012 and the carrying value of securities loaned was $13,895,063.

(2) - (7) Not applicable.

C. Wash Sales

(1) In the course of the Company's asset management, securities may be sold and reacquired within 30 days of the sale date to enhance the yield on the investments.

(2) At March 31, 2021, there were no wash sales involving securities with an NAIC designation of 3 or below or unrated.

18. Gain or Loss to the Reporting Entity from Uninsured Plans and the Uninsured Portion of Partially Insured Plans

A. Administrative Services Only Plans

Not applicable.

B. Administrative Services Contract Plans

Not applicable.

C. Medicare or Other Similarly Structured Cost-Based Reimbursement Contract

No significant change.

19. Direct Premium Written/Produced by Managing General Agents/Third Party Administrators

Not applicable.

20. Fair Value Measurements

A.

(1) Fair Value Measurement at Reporting Date

Description for each class of asset or liability	(Level 1)	(Level 2)	(Level 3)	Net Asset Value (NAV)	Total
a. Assets at fair value					
Bonds					
U.S. special revenues	$ —	$ 783,260	$ —	$ —	$ 783,260
Industrial and misc	—	3,499,760	—	—	3,499,760
Total bonds	$ —	$ 4,283,020	$ —	$ —	$ 4,283,020
Total assets at fair value/NAV	$ —	$ 4,283,020	$ —	$ —	$ 4,283,020

(2) Fair Value Measurement in (Level 3) of the Fair Value Hierarchy

There are no investments in Level 3 as of March 31, 2021.

(3) The Company's policy is to recognize transfers between Levels, if any, as of the beginning of the reporting period.

(4) Fair values of bonds are based on quoted market prices, where available. These fair values are obtained primarily from third party pricing services, which generally use Level 1 or Level 2 inputs, for the determination of fair value to facilitate fair value measurements and disclosures. Level 2 securities primarily include United States government securities, corporate securities, securities from states, municipalities and political subdivisions, mortgage-backed securities and certain other asset-backed securities. For securities not actively traded, the pricing services may use quoted market prices of comparable instruments or discounted cash flow analyses, incorporating inputs that are currently observable in the markets for similar securities. Inputs that are often used in the valuation methodologies include, but are not limited to, broker quotes, benchmark yields, credit spreads, default rates and prepayment speeds. The Company has controls in place to review the pricing services' qualifications and procedures used to determine fair values. In addition, the Company periodically reviews the pricing services' pricing methodologies, data sources and pricing inputs to ensure the fair values obtained are reasonable.

Certain bonds, primarily corporate debt securities, are designated Level 3. For these securities, the valuation methodologies may incorporate broker quotes or discounted cash flow analyses using assumptions for inputs such as expected cash flows, benchmark yields, credit spreads, default rates and prepayment speeds that are not observable in the markets.

There have been no significant changes in the valuation techniques during the current period.

B. Fair Value Measurements Under Other Accounting Pronouncements

Not applicable.

C. Financial Instruments

Type of Financial Instrument	Aggregate Fair Value	Admitted Assets	(Level 1)	(Level 2)	(Level 3)	Net Asset Value ("NAV")	Not Practicable (Carrying Value)
Bonds	$330,091,986	$316,977,301	$ —	$330,091,986	$ —	$ —	$ —
Securities lending collateral asset	14,766,902	14,766,731	—	14,766,902	—	—	—

D. Not Practicable to Estimate Fair Value

There are no financial instruments that were not practicable to estimate at fair value.

E. Investments Measured at Net Asset Value

The Company has no investments measured at net asset value.

21. Other Items

No significant change.

22. Events Subsequent

Subsequent events have been considered through May 12, 2021 for the statutory statement issued on May 13, 2021. There were no events occurring subsequent to March 31, 2021 requiring recognition or disclosure.

23. Reinsurance

No significant change.

24. Retrospectively Rated Contracts & Contracts Subject to Redetermination

A. - D.

No significant change.

E. Risk Sharing Provisions of the Affordable Care Act ("ACA")

(1) Did the reporting entity write accident and health insurance premium that is subject to the Affordable Care Act risk sharing provisions (YES/NO)? Yes

(2) Impact of Risk-Sharing Provisions of the Affordable Care Act on Admitted Assets, Liabilities and Revenue for the Current Year

a. Permanent ACA Risk Adjustment Program Assets	
Assets	
1. Premium adjustments receivable due to ACA Risk Adjustment (including high risk pool payments)	$ 1,357,284
Liabilities	
2. Risk adjustment user fees payable for ACA Risk Adjustment	$ 325
3. Premium adjustments payable due to ACA Risk Adjustment (including high risk pool premiums)	$ 653,861
Operations (Revenue & Expense)	
4. Reported as revenue in premium for accident and health contracts (written/collected) due to ACA Risk Adjustment	$ 375
5. Reported in expenses as ACA risk adjustment user fees (incurred/paid)	$ 3
b. Transitional ACA Reinsurance Program	
Assets	
1. Amounts recoverable for claims paid due to ACA Reinsurance	$ —
2. Amounts recoverable for claims unpaid due to ACA Reinsurance (contra liability)	$ —
3. Amounts receivable relating to uninsured plans for contributions for ACA Reinsurance	$ —
Liabilities	
4. Liabilities for contributions payable due to ACA Reinsurance - not reported as ceded premium	$ —
5. Ceded reinsurance premiums payable due to ACA Reinsurance	$ —
6. Liability for amounts held under uninsured plans contributions for ACA Reinsurance	$ —
Operations (Revenue & Expense)	
7. Ceded reinsurance premiums due to ACA Reinsurance	$ —
8. Reinsurance recoveries (income statement) due to ACA Reinsurance payments or expected payments	$ —
9. ACA Reinsurance contributions - not reported as ceded premium	$ —
c. Temporary ACA Risk Corridors Program	
Assets	
1. Accrued retrospective premium due to ACA Risk Corridors	$ —
Liabilities	
2. Reserve for rate credits or policy experience rating refunds due to ACA Risk Corridors	$ —
Operations (Revenue & Expense)	
3. Effect of ACA Risk Corridors on net premium income (paid/received)	$ —
4. Effect of ACA Risk Corridors on change in reserves for rate credits	$ —

Line items where the amount is zero is due to no balance and/or no activity as of the reporting date.

NOTES TO FINANCIAL STATEMENTS

(3) Roll-forward of prior year ACA risk-sharing provisions for the following asset (gross of any nonadmission) and liability balances, along with the reasons for adjustments to prior year balance.

	Accrued During the Prior Year on Business Written Before December 31 of the Prior Year		Received or Paid as of the Current Year on Business Written Before December 31 of the Prior Year		Differences		Adjustments			Unsettled Balances as of the Reporting Date	
					Prior Year Accrued Less Payments (Col 1 - 3)	Prior Year Accrued Less Payments (Col 2 - 4)	To Prior Year Balances	To Prior Year Balances		Cumulative Balance from Prior Years (Col 1 - 3 + 7)	Cumulative Balance from Prior Years (Col 2 - 4 + 8)
	1	2	3	4	5	6	7	8		9	10
	Receivable	(Payable)	Receivable	(Payable)	Receivable	(Payable)	Receivable	(Payable)	Ref	Receivable	(Payable)
a. Permanent ACA Risk Adjustment Program											
1. Premium adjustments receivable (including high risk pool payments)	$ 1,357,284	$ —	$ —	$ —	$ 1,357,284	$ —	$ —	$ —	A	$ 1,357,284	$ —
2. Premium adjustments (payable) (including high risk pool premiums)	$ —	$ 848,309	$ —	$ 194,448	$ —	$ 653,861	$ —	$ —	B	$ —	$ 653,861
3. Subtotal ACA Permanent Risk Adjustment Program	$ 1,357,284	$ 848,309	$ —	$ 194,448	$ 1,357,284	$ 653,861	$ —	$ —		$ 1,357,284	$ 653,861
b. Transitional ACA Reinsurance Program											
1. Amounts recoverable for claims paid	$ —	$ —	$ —	$ —	$ —	$ —	$ —	$ —	C	$ —	$ —
2. Amounts recoverable for claims unpaid (contra liability)	$ —	$ —	$ —	$ —	$ —	$ —	$ —	$ —	D	$ —	$ —
3. Amounts receivable relating to uninsured plans	$ —	$ —	$ —	$ —	$ —	$ —	$ —	$ —	E	$ —	$ —
4. Liabilities for contributions payable due to ACA Reinsurance - not reported as ceded premium	$ —	$ —	$ —	$ —	$ —	$ —	$ —	$ —	F	$ —	$ —
5. Ceded reinsurance premiums payable	$ —	$ —	$ —	$ —	$ —	$ —	$ —	$ —	G	$ —	$ —
6 Liability for amounts held under uninsured plans	$ —	$ —	$ —	$ —	$ —	$ —	$ —	$ —	H	$ —	$ —
7. Subtotal ACA Transitional Reinsurance Program	$ —	$ —	$ —	$ —	$ —	$ —	$ —	$ —		$ —	$ —
c. Temporary ACA Risk Corridors Program											
1. Accrued retrospective premium	$ —	$ —	$ —	$ —	$ —	$ —	$ —	$ —	I	$ —	$ —
2. Reserve for rate credits or policy experience rating refunds	$ —	$ —	$ —	$ —	$ —	$ —	$ —	$ —	J	$ —	$ —
3. Subtotal ACA Risk Corridors Program	$ —	$ —	$ —	$ —	$ —	$ —	$ —	$ —		$ —	$ —
d. Total for ACA Risk Sharing Provisions	$ 1,357,284	$ 848,309	$ —	$ 194,448	$ 1,357,284	$ 653,861	$ —	$ —		$ 1,357,284	$ 653,861

Explanations of adjustments

A Not applicable.
B Not applicable.
C Not applicable.
D Not applicable.
E Not applicable.
F Not applicable.
G Not applicable.
H Not applicable.
I Not applicable.
J Not applicable.

(4) Roll-Forward of Risk Corridors Asset and Liability Balances by Program Benefit Year.

Risk Corridors Program Year	Accrued During the Prior Year on Business Written Before December 31 of the Prior Year		Received or Paid as of the Current Year on Business Written Before December 31 of the Prior Year		Differences		Adjustments			Unsettled Balances as of the Reporting Date	
					Prior Year Accrued Less Payments (Col 1 - 3)	Prior Year Accrued Less Payments (Col 2 - 4)	To Prior Year Balances	To Prior Year Balances		Cumulative Balance from Prior Years (Col 1 - 3 + 7)	Cumulative Balance from Prior Years (Col 2 - 4 + 8)
	1	2	3	4	5	6	7	8		9	10
	Receivable	(Payable)	Receivable	(Payable)	Receivable	(Payable)	Receivable	(Payable)	Ref	Receivable	(Payable)
a. 2014											
1. Accrued retrospective premium	$ —	$ —	$ —	$ —	$ —	$ —	$ —	$ —	A	$ —	$ —
2. Reserve for rate credits for policy experience rating refunds	$ —	$ —	$ —	$ —	$ —	$ —	$ —	$ —	B	$ —	$ —
b. 2015											
1. Accrued retrospective premium	$ —	$ —	$ —	$ —	$ —	$ —	$ —	$ —	C	$ —	$ —
2. Reserve for rate credits for policy experience rating refunds	$ —	$ —	$ —	$ —	$ —	$ —	$ —	$ —	D	$ —	$ —
c. 2016											
1. Accrued retrospective premium	$ —	$ —	$ —	$ —	$ —	$ —	$ —	$ —	E	$ —	$ —
2. Reserve for rate credits for policy experience rating refunds	$ —	$ —	$ —	$ —	$ —	$ —	$ —	$ —	F	$ —	$ —
d. Total for Risk Corridors	$ —	$ —	$ —	$ —	$ —	$ —	$ —	$ —		$ —	$ —

Explanations of adjustments

A Not applicable.
B Not applicable.
C Not applicable.
D Not applicable.
E Not applicable.
F Not applicable.

24E(4)d (Columns 1 through 10) should equal 24E(3)c3 (Column 1 through 10 respectively)

(5) ACA Risk Corridors Receivable as of Reporting Date.

Risk Corridors Program Year	1 Estimated Amount to be Filed or Final Amount Filed with CMS	2 Non-Accrued Amounts for Impairment or Other Reasons	3 Amounts received from CMS	4 Asset Balance (Gross of Non-admissions) (1 - 2 - 3)	5 Non-admitted Amount	6 Net Admitted Asset (4 - 5)
a. 2014	$ —	$ —	$ —	$ —	$ —	$ —
b. 2015	$ —	$ —	$ —	$ —	$ —	$ —
c. 2016	$ 8,305,585	$ 41,465	$ 8,264,120	$ —	$ —	$ —
d. Total (a + b + c)	$ 8,305,585	$ 41,465	$ 8,264,120	$ —	$ —	$ —

24E(5)d (Columns 4) should equal 24E(3)c1 (Column 9)

24E(5)d (Columns 6) should equal 24E(2)c1

25. Change in Incurred Claims and Claim Adjustment Expenses

A. The estimated cost of claims and claim adjustment expense attributable to insured events of prior years decreased by $8,494,487 during 2021. This is approximately 5.8% of unpaid claims and claim adjustment expenses of $146,801,582 as of December 31, 2020. The redundancy reflects the decreases in estimated claims and claims adjustment expenses as a result of claims payment during the year, and as additional information is received regarding claims incurred prior to 2021. Recent claim development trends are also taken into account in evaluating the overall adequacy of unpaid claims and unpaid claim adjustment expense.

B. There were no significant changes in methodologies and assumptions used in calculating the liability for unpaid losses and loss adjustment expenses.

NOTES TO FINANCIAL STATEMENTS

26. Intercompany Pooling Arrangements

Not applicable.

27. Structured Settlements

Not applicable.

28. Health Care Receivables

No significant change.

29. Participating Policies

Not applicable.

30. Premium Deficiency Reserves

1. Liability carried for premium deficiency reserves	$	13,320,522		
2. Date of the most recent evaluation of this liability		March 31, 2021		
3. Was anticipated investment income utilized in the calculation?	Yes		No	X

31. Anticipated Salvage and Subrogation

No significant change.

GENERAL INTERROGATORIES

PART 1 - COMMON INTERROGATORIES

GENERAL

1.1 Did the reporting entity experience any material transactions requiring the filing of Disclosure of Material Transactions with the State of Domicile, as required by the Model Act? ..... Yes [ ] No [X]

1.2 If yes, has the report been filed with the domiciliary state? ..... Yes [ ] No [ ]

2.1 Has any change been made during the year of this statement in the charter, by-laws, articles of incorporation, or deed of settlement of the reporting entity? ..... Yes [ ] No [X]

2.2 If yes, date of change: .....

3.1 Is the reporting entity a member of an Insurance Holding Company System consisting of two or more affiliated persons, one or more of which is an insurer? ..... Yes [X] No [ ]
If yes, complete Schedule Y, Parts 1 and 1A.

3.2 Have there been any substantial changes in the organizational chart since the prior quarter end? ..... Yes [ ] No [X]

3.3 If the response to 3.2 is yes, provide a brief description of those changes.
N/A

3.4 Is the reporting entity publicly traded or a member of a publicly traded group? ..... Yes [X] No [ ]

3.5 If the response to 3.4 is yes, provide the CIK (Central Index Key) code issued by the SEC for the entity/group. 0001156039

4.1 Has the reporting entity been a party to a merger or consolidation during the period covered by this statement? ..... Yes [ ] No [X]
If yes, complete and file the merger history data file with the NAIC.

4.2 If yes, provide the name of the entity, NAIC Company Code, and state of domicile (use two letter state abbreviation) for any entity that has ceased to exist as a result of the merger or consolidation.

1 Name of Entity	2 NAIC Company Code	3 State of Domicile

5. If the reporting entity is subject to a management agreement, including third-party administrator(s), managing general agent(s), attorney-in-fact, or similar agreement, have there been any significant changes regarding the terms of the agreement or principals involved? ..... Yes [ ] No [X] N/A [ ]
If yes, attach an explanation.

6.1 State as of what date the latest financial examination of the reporting entity was made or is being made. 12/31/2019

6.2 State the as of date that the latest financial examination report became available from either the state of domicile or the reporting entity. This date should be the date of the examined balance sheet and not the date the report was completed or released. 12/31/2016

6.3 State as of what date the latest financial examination report became available to other states or the public from either the state of domicile or the reporting entity. This is the release date or completion date of the examination report and not the date of the examination (balance sheet date). 10/16/2018

6.4 By what department or departments?
New York State Department of Financial Services

6.5 Have all financial statement adjustments within the latest financial examination report been accounted for in a subsequent financial statement filed with Departments? ..... Yes [ ] No [ ] N/A [X]

6.6 Have all of the recommendations within the latest financial examination report been complied with? ..... Yes [X] No [ ] N/A [ ]

7.1 Has this reporting entity had any Certificates of Authority, licenses or registrations (including corporate registration, if applicable) suspended or revoked by any governmental entity during the reporting period? ..... Yes [ ] No [X]

7.2 If yes, give full information:

8.1 Is the company a subsidiary of a bank holding company regulated by the Federal Reserve Board? ..... Yes [ ] No [X]

8.2 If response to 8.1 is yes, please identify the name of the bank holding company.

8.3 Is the company affiliated with one or more banks, thrifts or securities firms? ..... Yes [ ] No [X]

8.4 If response to 8.3 is yes, please provide below the names and location (city and state of the main office) of any affiliates regulated by a federal regulatory services agency [i.e. the Federal Reserve Board (FRB), the Office of the Comptroller of the Currency (OCC), the Federal Deposit Insurance Corporation (FDIC) and the Securities Exchange Commission (SEC)] and identify the affiliate's primary federal regulator.

1 Affiliate Name	2 Location (City, State)	3 FRB	4 OCC	5 FDIC	6 SEC

GENERAL INTERROGATORIES

9.1 Are the senior officers (principal executive officer, principal financial officer, principal accounting officer or controller, or persons performing similar functions) of the reporting entity subject to a code of ethics, which includes the following standards? ..... Yes [X] No [ ]
(a) Honest and ethical conduct, including the ethical handling of actual or apparent conflicts of interest between personal and professional relationships;
(b) Full, fair, accurate, timely and understandable disclosure in the periodic reports required to be filed by the reporting entity;
(c) Compliance with applicable governmental laws, rules and regulations;
(d) The prompt internal reporting of violations to an appropriate person or persons identified in the code; and
(e) Accountability for adherence to the code.

9.11 If the response to 9.1 is No, please explain:

9.2 Has the code of ethics for senior managers been amended? ..... Yes [ ] No [X]

9.21 If the response to 9.2 is Yes, provide information related to amendment(s).

9.3 Have any provisions of the code of ethics been waived for any of the specified officers? ..... Yes [ ] No [X]

9.31 If the response to 9.3 is Yes, provide the nature of any waiver(s).

FINANCIAL

10.1 Does the reporting entity report any amounts due from parent, subsidiaries or affiliates on Page 2 of this statement? ..... Yes [ ] No [X]

10.2 If yes, indicate any amounts receivable from parent included in the Page 2 amount: ..... $ 0

INVESTMENT

11.1 Were any of the stocks, bonds, or other assets of the reporting entity loaned, placed under option agreement, or otherwise made available for use by another person? (Exclude securities under securities lending agreements.) ..... Yes [ ] No [X]

11.2 If yes, give full and complete information relating thereto:

12. Amount of real estate and mortgages held in other invested assets in Schedule BA: ..... $ 0

13. Amount of real estate and mortgages held in short-term investments: ..... $ 0

14.1 Does the reporting entity have any investments in parent, subsidiaries and affiliates? ..... Yes [ ] No [X]

14.2 If yes, please complete the following:

	1 Prior Year-End Book/Adjusted Carrying Value	2 Current Quarter Book/Adjusted Carrying Value
14.21 Bonds	$ 0	$ 0
14.22 Preferred Stock	$ 0	$ 0
14.23 Common Stock	$ 0	$ 0
14.24 Short-Term Investments	$ 0	$ 0
14.25 Mortgage Loans on Real Estate	$ 0	$ 0
14.26 All Other	$ 0	$ 0
14.27 Total Investment in Parent, Subsidiaries and Affiliates (Subtotal Lines 14.21 to 14.26)	$ 0	$ 0
14.28 Total Investment in Parent included in Lines 14.21 to 14.26 above	$	$ 0

15.1 Has the reporting entity entered into any hedging transactions reported on Schedule DB? ..... Yes [ ] No [X]

15.2 If yes, has a comprehensive description of the hedging program been made available to the domiciliary state? ..... Yes [ ] No [ ] N/A [ ]
If no, attach a description with this statement.

16. For the reporting entity's security lending program, state the amount of the following as of the current statement date:

16.1 Total fair value of reinvested collateral assets reported on Schedule DL, Parts 1 and 2. ..... $ 14,766,906

16.2 Total book adjusted/carrying value of reinvested collateral assets reported on Schedule DL, Parts 1 and 2 ..... $ 14,766,731

16.3 Total payable for securities lending reported on the liability page. ..... $ 14,766,731

GENERAL INTERROGATORIES

17. Excluding items in Schedule E - Part 3 - Special Deposits, real estate, mortgage loans and investments held physically in the reporting entity's offices, vaults or safety deposit boxes, were all stocks, bonds and other securities, owned throughout the current year held pursuant to a custodial agreement with a qualified bank or trust company in accordance with Section 1, III - General Examination Considerations, F. Outsourcing of Critical Functions, Custodial or Safekeeping Agreements of the NAIC Financial Condition Examiners Handbook? ..... Yes [X] No [ ]

17.1 For all agreements that comply with the requirements of the NAIC Financial Condition Examiners Handbook, complete the following:

1 Name of Custodian(s)	2 Custodian Address
JP Morgan Chase Bank, N.A	383 Madison Ave, New York, NY 10179

17.2 For all agreements that do not comply with the requirements of the NAIC Financial Condition Examiners Handbook, provide the name, location and a complete explanation:

1 Name(s)	2 Location(s)	3 Complete Explanation(s)

17.3 Have there been any changes, including name changes, in the custodian(s) identified in 17.1 during the current quarter? ..... Yes [ ] No [X]

17.4 If yes, give full information relating thereto:

1 Old Custodian	2 New Custodian	3 Date of Change	4 Reason

17.5 Investment management – Identify all investment advisors, investment managers, broker/dealers, including individuals that have the authority to make investment decisions on behalf of the reporting entity. For assets that are managed internally by employees of the reporting entity, note as such. ["…that have access to the investment accounts"; "…handle securities"]

1 Name of Firm or Individual	2 Affiliation
Anthem, Inc.	I
Loomis, Sayles & Company, LP	U
MacKay Shields LLC	U

17.5097 For those firms/individuals listed in the table for Question 17.5, do any firms/individuals unaffiliated with the reporting entity (i.e. designated with a "U") manage more than 10% of the reporting entity's invested assets?..... Yes [X] No [ ]

17.5098 For firms/individuals unaffiliated with the reporting entity (i.e. designated with a "U") listed in the table for Question 17.5, does the total assets under management aggregate to more than 50% of the reporting entity's invested assets?..... Yes [X] No [ ]

17.6 For those firms or individuals listed in the table for 17.5 with an affiliation code of "A" (affiliated) or "U" (unaffiliated), provide the information for the table below.

1 Central Registration Depository Number	2 Name of Firm or Individual	3 Legal Entity Identifier (LEI)	4 Registered With	5 Investment Management Agreement (IMA) Filed
105377	Loomis, Sayles & Company, LP	JIZPN2RX3UMNOYIDI313	Securities Exchange Commission	NO
107717	MacKay Shields LLC	549300Y7LLCOFU7R8H16	Securities Exchange Commission	NO

18.1 Have all the filing requirements of the Purposes and Procedures Manual of the NAIC Investment Analysis Office been followed? ..... Yes [X] No [ ]

18.2 If no, list exceptions:

19. By self-designating 5GI securities, the reporting entity is certifying the following elements for each self-designated 5GI security:
    a. Documentation necessary to permit a full credit analysis of the security does not exist or an NAIC CRP credit rating for an FE or PL security is not available.
    b. Issuer or obligor is current on all contracted interest and principal payments.
    c. The insurer has an actual expectation of ultimate payment of all contracted interest and principal.

    Has the reporting entity self-designated 5GI securities? ..... Yes [ ] No [X]

20. By self-designating PLGI securities, the reporting entity is certifying the following elements of each self-designated PLGI security:
    a. The security was purchased prior to January 1, 2018.
    b. The reporting entity is holding capital commensurate with the NAIC Designation reported for the security.
    c. The NAIC Designation was derived from the credit rating assigned by an NAIC CRP in its legal capacity as a NRSRO which is shown on a current private letter rating held by the insurer and available for examination by state insurance regulators.
    d. The reporting entity is not permitted to share this credit rating of the PL security with the SVO.

    Has the reporting entity self-designated PLGI securities? ..... Yes [ ] No [X]

21. By assigning FE to a Schedule BA non-registered private fund, the reporting entity is certifying the following elements of each self-designated FE fund:
    a. The shares were purchased prior to January 1, 2019.
    b. The reporting entity is holding capital commensurate with the NAIC Designation reported for the security.
    c. The security had a public credit rating(s) with annual surveillance assigned by an NAIC CRP in its legal capacity as an NRSRO prior to January 1, 2019.
    d. The fund only or predominantly holds bonds in its portfolio.
    e. The current reported NAIC Designation was derived from the public credit rating(s) with annual surveillance assigned by an NAIC CRP in its legal capacity as an NRSRO.
    f. The public credit rating(s) with annual surveillance assigned by an NAIC CRP has not lapsed.

    Has the reporting entity assigned FE to Schedule BA non-registered private funds that complied with the above criteria? ..... Yes [ ] No [X]

GENERAL INTERROGATORIES

PART 2 - HEALTH

1. Operating Percentages:

   1.1 A&H loss percent ..... 95.6 %

   1.2 A&H cost containment percent ..... 4.1 %

   1.3 A&H expense percent excluding cost containment expenses ..... 8.5 %

2.1 Do you act as a custodian for health savings accounts? ..... Yes [ ] No [X]

2.2 If yes, please provide the amount of custodial funds held as of the reporting date ..... $.....

2.3 Do you act as an administrator for health savings accounts? ..... Yes [ ] No [X]

2.4 If yes, please provide the balance of the funds administered as of the reporting date ..... $.....

3. Is the reporting entity licensed or chartered, registered, qualified, eligible or writing business in at least two states? ..... Yes [X] No [ ]

3.1 If no, does the reporting entity assume reinsurance business that covers risks residing in at least one state other than the state of domicile of the reporting entity? ..... Yes [ ] No [ ]

SCHEDULE S - CEDED REINSURANCE

Showing All New Reinsurance Treaties - Current Year to Date

1 NAIC Company Code	2 ID Number	3 Effective Date	4 Name of Reinsurer	5 Domiciliary Jurisdiction	6 Type of Reinsurance Ceded	7 Type of Business Ceded	8 Type of Reinsurer	9 Certified Reinsurer Rating (1 through 6)	10 Effective Date of Certified Reinsurer Rating

NONE

SCHEDULE T - PREMIUMS AND OTHER CONSIDERATIONS

Current Year to Date - Allocated by States and Territories

	1	Direct Business Only								
		2	3	4	5	6	7	8	9	10
States, etc.	Active Status (a)	Accident and Health Premiums	Medicare Title XVIII	Medicaid Title XIX	CHIP Title XXI	Federal Employees Health Benefits Program Premiums	Life and Annuity Premiums & Other Considerations	Property/ Casualty Premiums	Total Columns 2 Through 8	Deposit-Type Contracts
1. Alabama AL	N								0	
2. Alaska AK	N								0	
3. Arizona AZ	N								0	
4. Arkansas AR	N								0	
5. California CA	N								0	
6. Colorado CO	N								0	
7. Connecticut CT	N								0	
8. Delaware DE	N								0	
9. District of Columbia DC	N								0	
10. Florida FL	N								0	
11. Georgia GA	N								0	
12. Hawaii HI	N								0	
13. Idaho ID	N								0	
14. Illinois IL	N								0	
15. Indiana IN	N								0	
16. Iowa IA	N								0	
17. Kansas KS	N								0	
18. Kentucky KY	N								0	
19. Louisiana LA	N								0	
20. Maine ME	L		(61,830)						(61,830)	
21. Maryland MD	N								0	
22. Massachusetts MA	N								0	
23. Michigan MI	N								0	
24. Minnesota MN	N								0	
25. Mississippi MS	N								0	
26. Missouri MO	N								0	
27. Montana MT	N								0	
28. Nebraska NE	N								0	
29. Nevada NV	N								0	
30. New Hampshire NH	N								0	
31. New Jersey NJ	N								0	
32. New Mexico NM	N								0	
33. New York NY	L	4,539,230	193,767,497						198,306,727	
34. North Carolina NC	N								0	
35. North Dakota ND	N								0	
36. Ohio OH	N								0	
37. Oklahoma OK	N								0	
38. Oregon OR	N								0	
39. Pennsylvania PA	N								0	
40. Rhode Island RI	N								0	
41. South Carolina SC	N								0	
42. South Dakota SD	N								0	
43. Tennessee TN	N								0	
44. Texas TX	N								0	
45. Utah UT	N								0	
46. Vermont VT	N								0	
47. Virginia VA	N								0	
48. Washington WA	N								0	
49. West Virginia WV	N								0	
50. Wisconsin WI	N								0	
51. Wyoming WY	N								0	
52. American Samoa AS	N								0	
53. Guam GU	N								0	
54. Puerto Rico PR	N								0	
55. U.S. Virgin Islands VI	N								0	
56. Northern Mariana Islands MP	N								0	
57. Canada CAN	N								0	
58. Aggregate Other Aliens OT	XXX	0	0	0	0	0	0	0	0	0
59. Subtotal	XXX	4,539,230	193,705,667	0	0	0	0	0	198,244,897	0
60. Reporting Entity Contributions for Employee Benefit Plans	XXX								0	
61. Totals (Direct Business)	XXX	4,539,230	193,705,667	0	0	0	0	0	198,244,897	0
DETAILS OF WRITE-INS										
58001.	XXX									
58002.	XXX									
58003.	XXX									
58998. Summary of remaining write-ins for Line 58 from overflow page	XXX	0	0	0	0	0	0	0	0	0
58999. Totals (Lines 58001 through 58003 plus 58998)(Line 58 above)	XXX	0	0	0	0	0	0	0	0	0

(a) Active Status Counts:

L - Licensed or Chartered - Licensed Insurance carrier or domiciled RRG 2
R - Registered - Non-domiciled RRGs 0
E - Eligible - Reporting entities eligible or approved to write surplus lines in the state 0
Q - Qualified - Qualified or accredited reinsurer 0
N - None of the above - Not allowed to write business in the state 55

SCHEDULE Y – INFORMATION CONCERNING ACTIVITIES OF INSURER MEMBERS OF A HOLDING COMPANY GROUP
PART 1 – ORGANIZATIONAL CHART

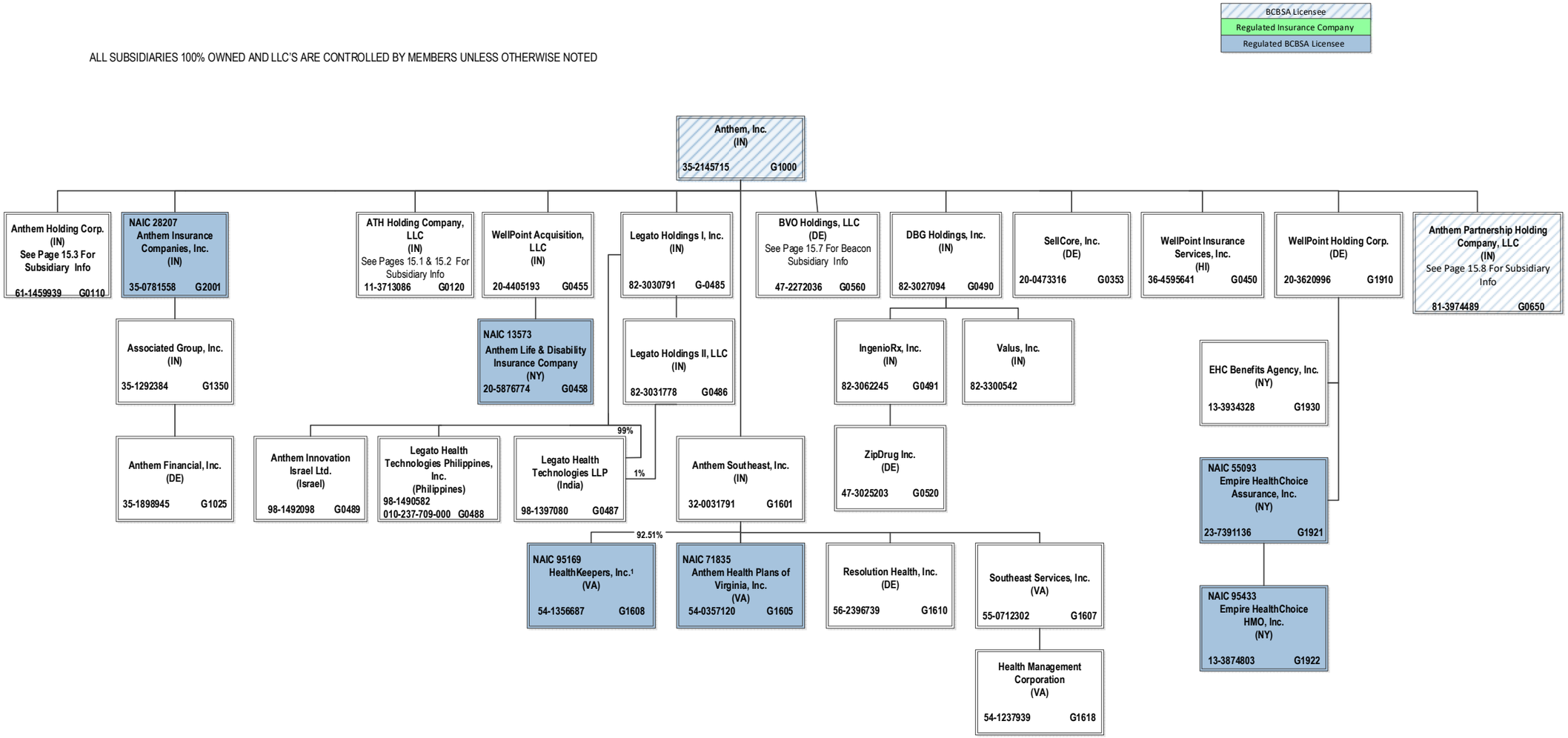

1 HealthKeepers, Inc. is owned 92.51% by Anthem Southeast, Inc. and 7.49% by UNICARE National Services, Inc.

SCHEDULE Y – INFORMATION CONCERNING ACTIVITIES OF INSURER MEMBERS OF A HOLDING COMPANY GROUP
PART 1 – ORGANIZATIONAL CHART

ALL SUBSIDIARIES 100% OWNED AND LLC'S ARE CONTROLLED BY MEMBERS UNLESS OTHERWISE NOTED

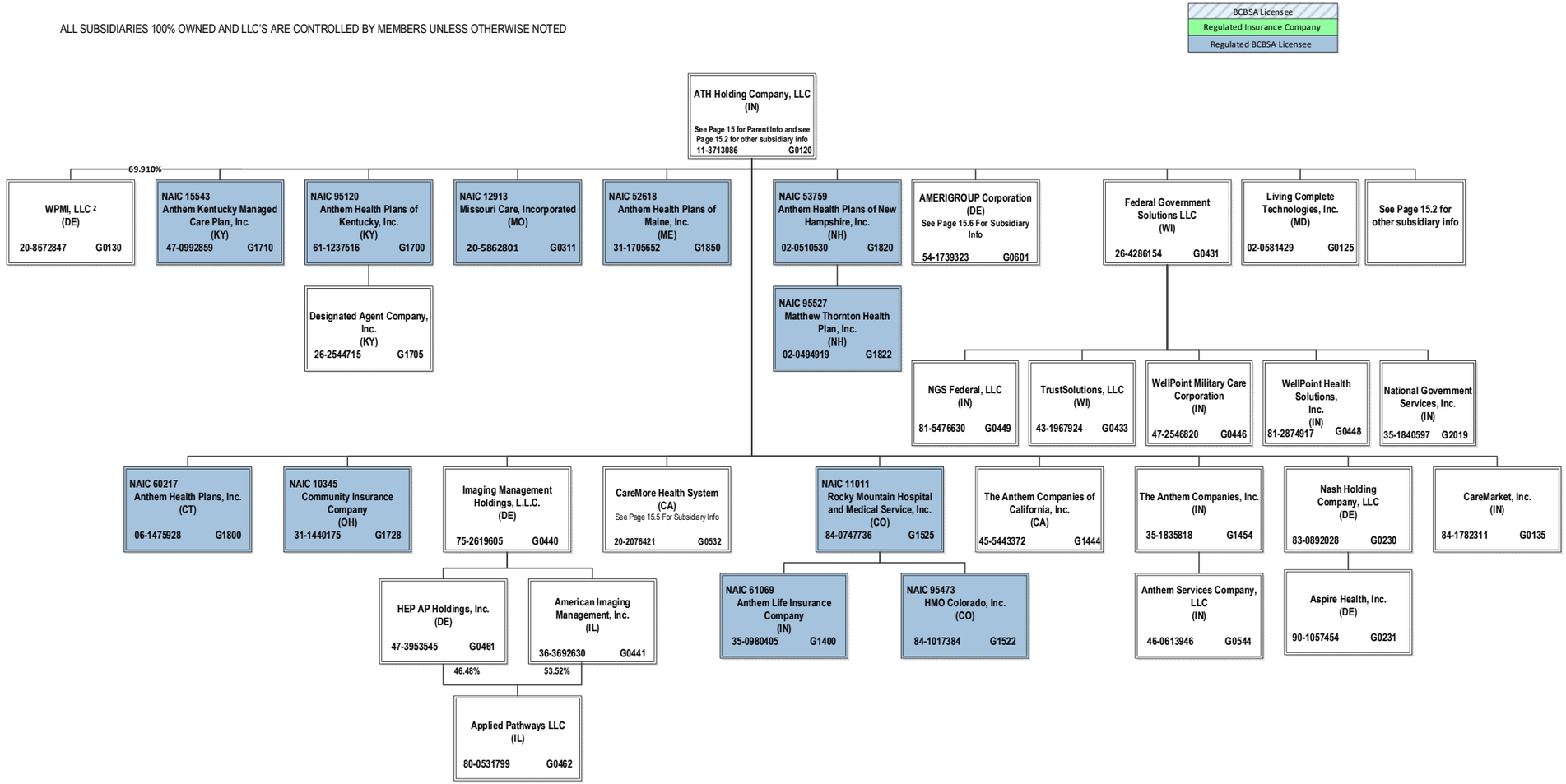

2 30.09% of WPMI, LLC is owned by unaffiliated investors

SCHEDULE Y – INFORMATION CONCERNING ACTIVITIES OF INSURER MEMBERS OF A HOLDING COMPANY GROUP
PART 1 – ORGANIZATIONAL CHART

ALL SUBSIDIARIES 100% OWNED AND LLC'S ARE CONTROLLED BY MEMBERS UNLESS OTHERWISE NOTED

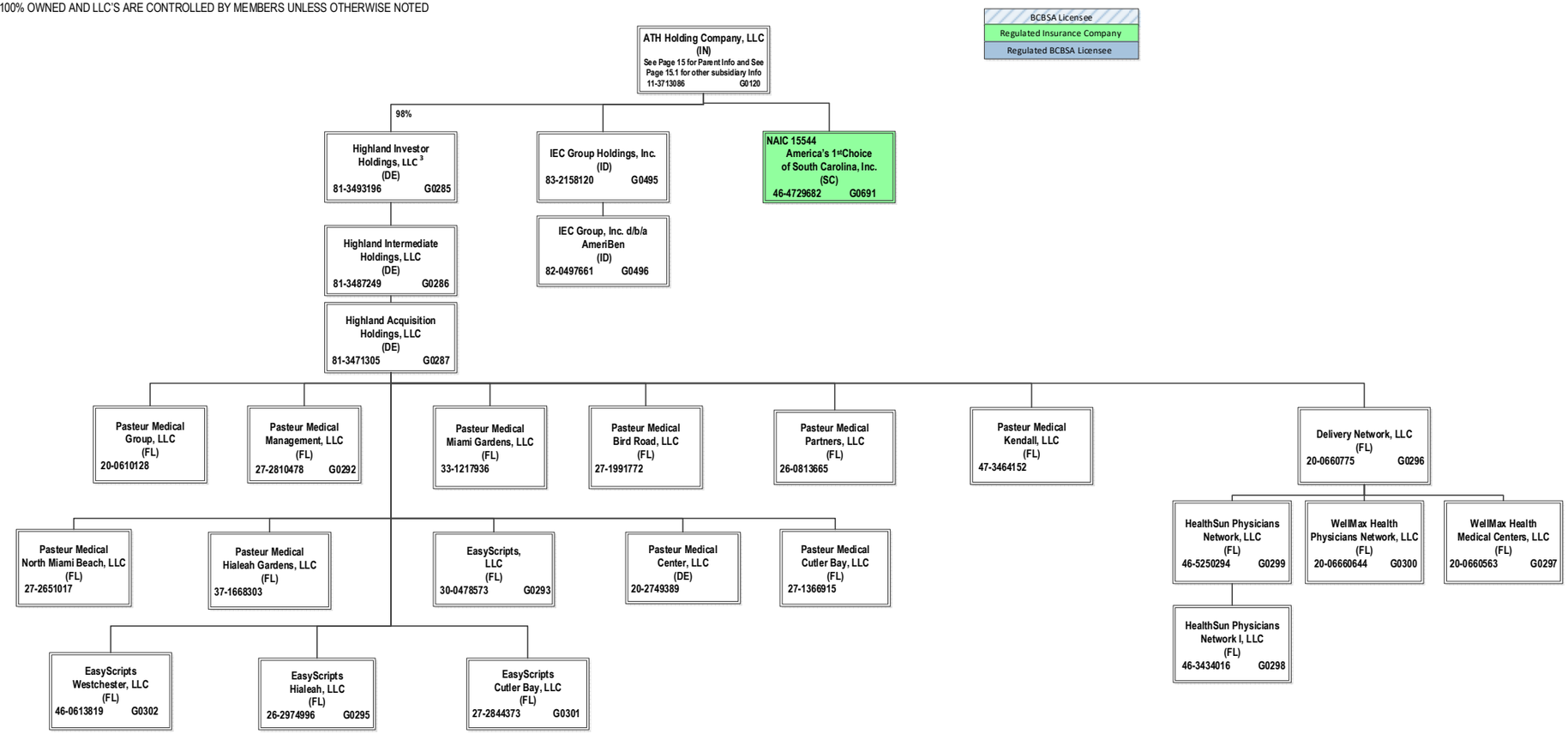

[3] ATH Holding Company, LLC holds a 98% interest in Highland Investor Holdings, LLC, and Amerigroup Corporation holds the remaining 2% interest.

SCHEDULE Y – INFORMATION CONCERNING ACTIVITIES OF INSURER MEMBERS OF A HOLDING COMPANY GROUP
PART 1 – ORGANIZATIONAL CHART

ALL SUBSIDIARIES 100% OWNED AND LLC'S ARE CONTROLLED BY MEMBERS UNLESS OTHERWISE NOTED

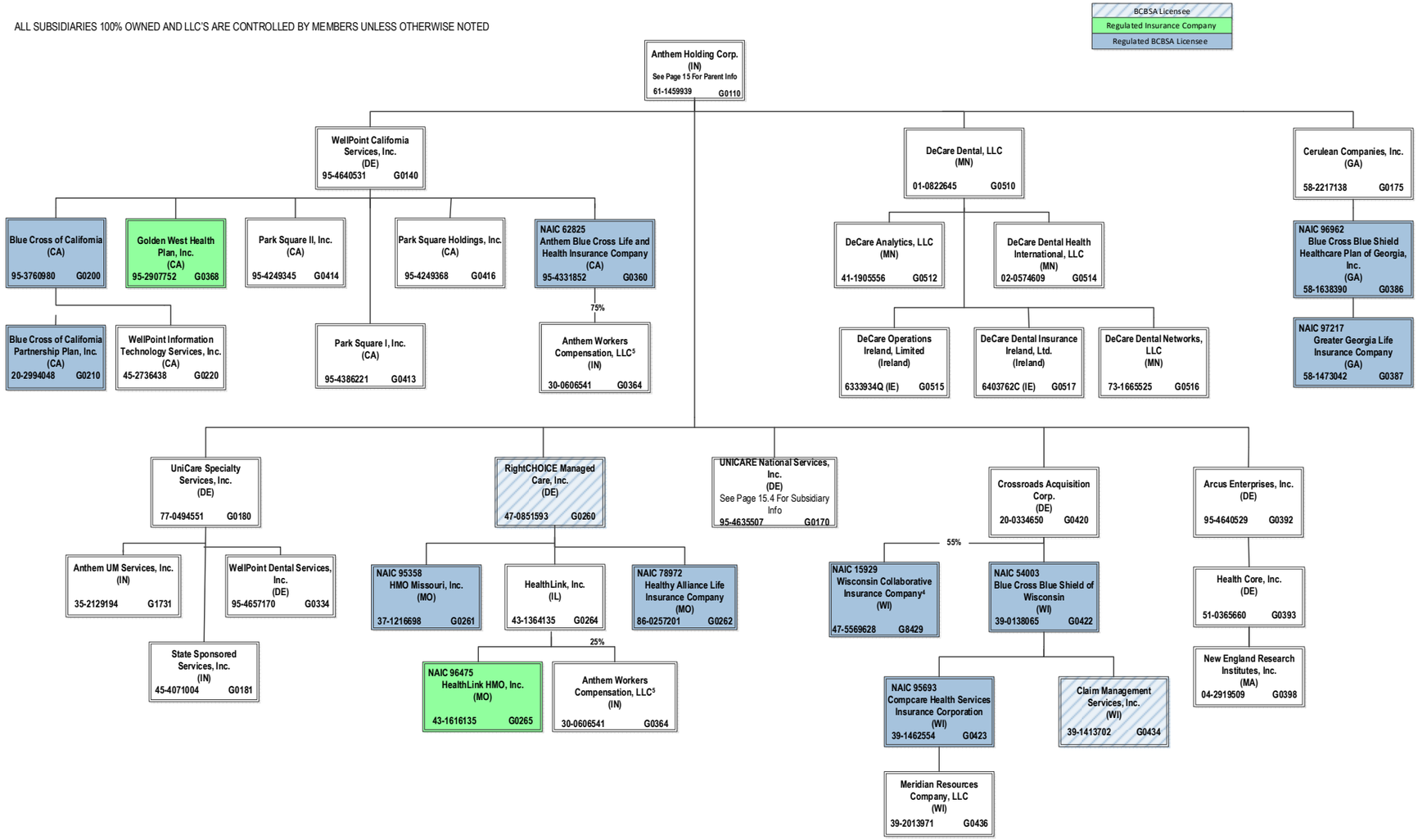

[4] 45% of WCIC is owned by Aurora Health Care, Inc. (non-affiliate). Not consolidated for accounting purposes.

[5] Anthem Workers' Compensation LLC is owned 75% by Anthem Blue Cross Life and Health Insurance Company and 25% by HealthLink, Inc.

SCHEDULE Y – INFORMATION CONCERNING ACTIVITIES OF INSURER MEMBERS OF A HOLDING COMPANY GROUP
PART 1 – ORGANIZATIONAL CHART

ALL SUBSIDIARIES 100% OWNED AND LLC'S ARE CONTROLLED BY MEMBERS UNLESS OTHERWISE NOTED

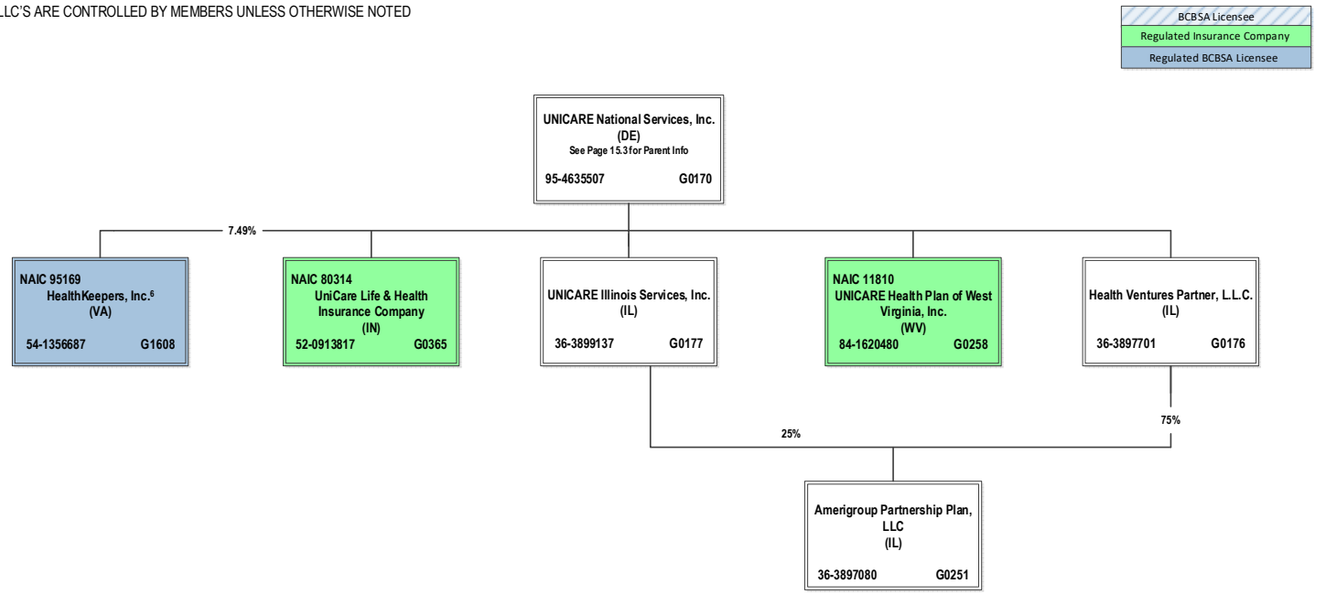

[6] HealthKeepers, Inc. is owned 92.51% by Anthem Southeast, Inc. and 7.49% by UNICARE National Services, Inc.

SCHEDULE Y – INFORMATION CONCERNING ACTIVITIES OF INSURER MEMBERS OF A HOLDING COMPANY GROUP
PART 1 – ORGANIZATIONAL CHART

BCBSA Licensee
Regulated Insurance Company
Regulated BCBSA Licensee

ALL SUBSIDIARIES 100% OWNED AND LLC'S ARE CONTROLLED BY MEMBERS UNLESS OTHERWISE NOTED

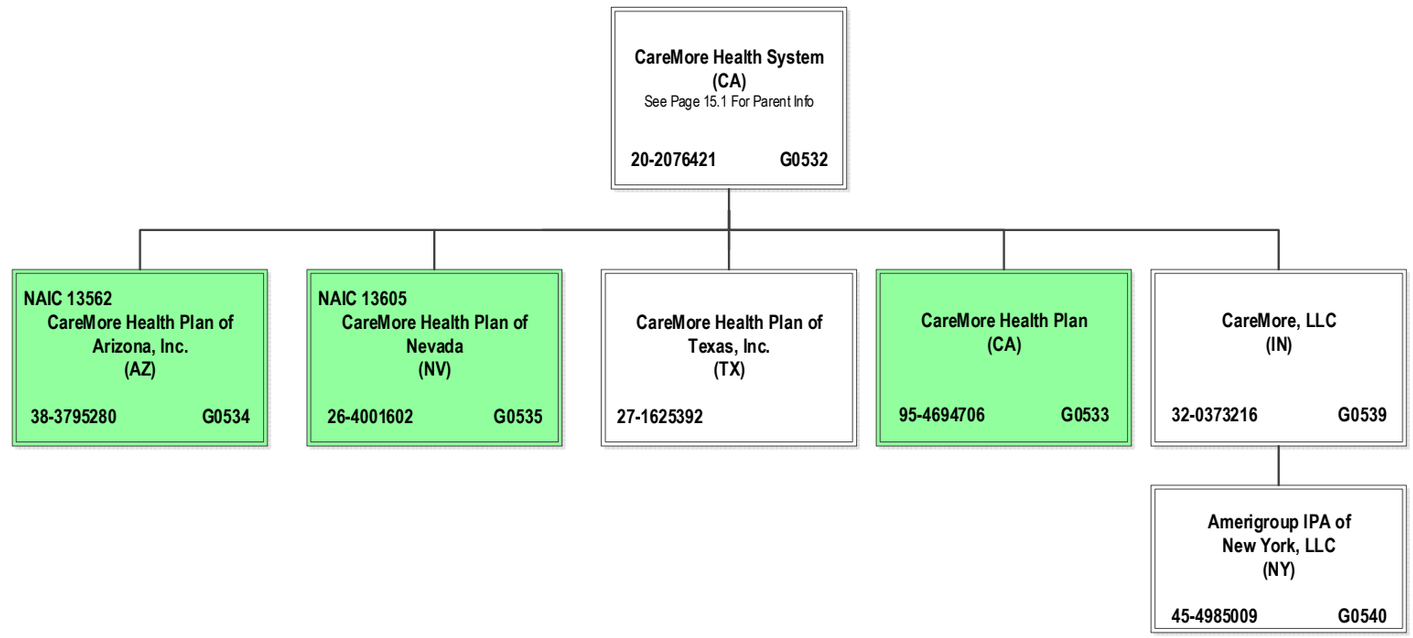

SCHEDULE Y – INFORMATION CONCERNING ACTIVITIES OF INSURER MEMBERS OF A HOLDING COMPANY GROUP
PART 1 – ORGANIZATIONAL CHART

ALL SUBSIDIARIES 100% OWNED AND LLC'S ARE CONTROLLED BY MEMBERS UNLESS OTHERWISE NOTED



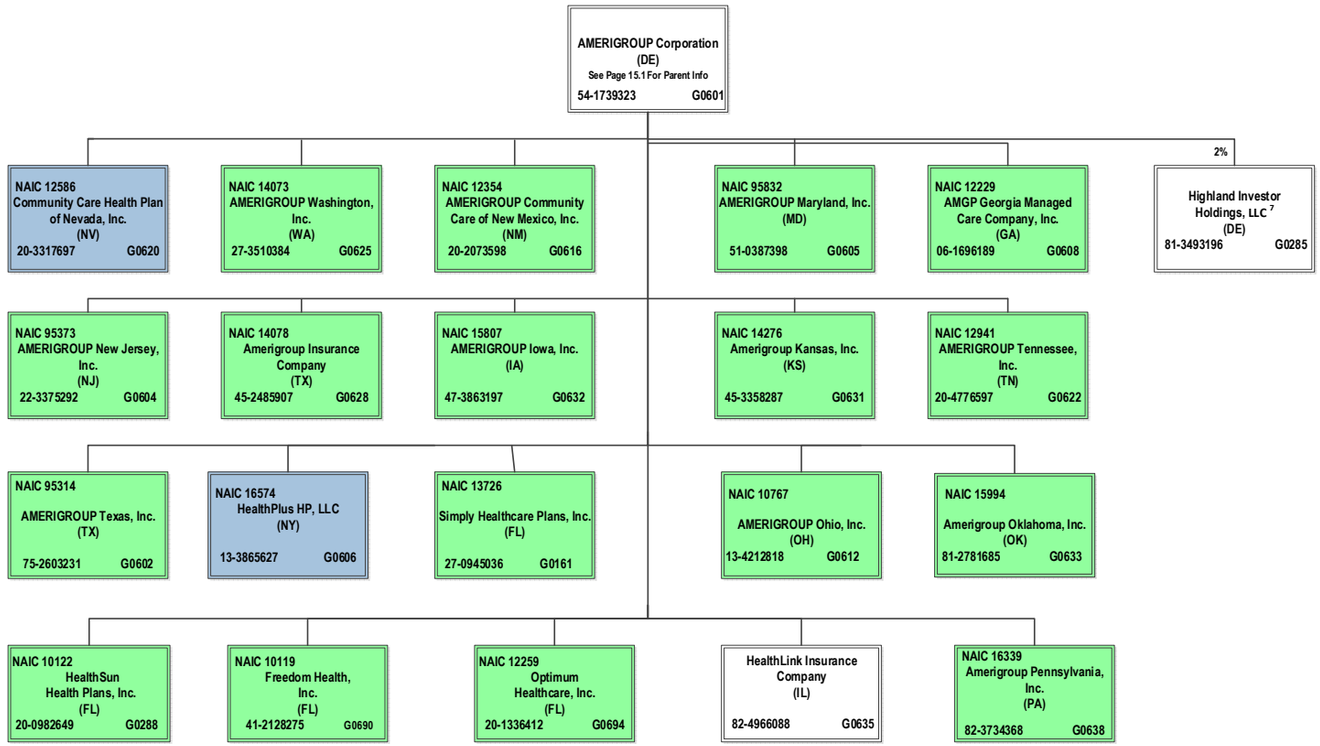

[7] Amerigroup Corporation holds a 2% interest in Highland Investor Holdings, LLC, and ATH Holding Company, LLC holds the remaining 98% interest.

SCHEDULE Y – INFORMATION CONCERNING ACTIVITIES OF INSURER MEMBERS OF A HOLDING COMPANY GROUP
PART 1 – ORGANIZATIONAL CHART

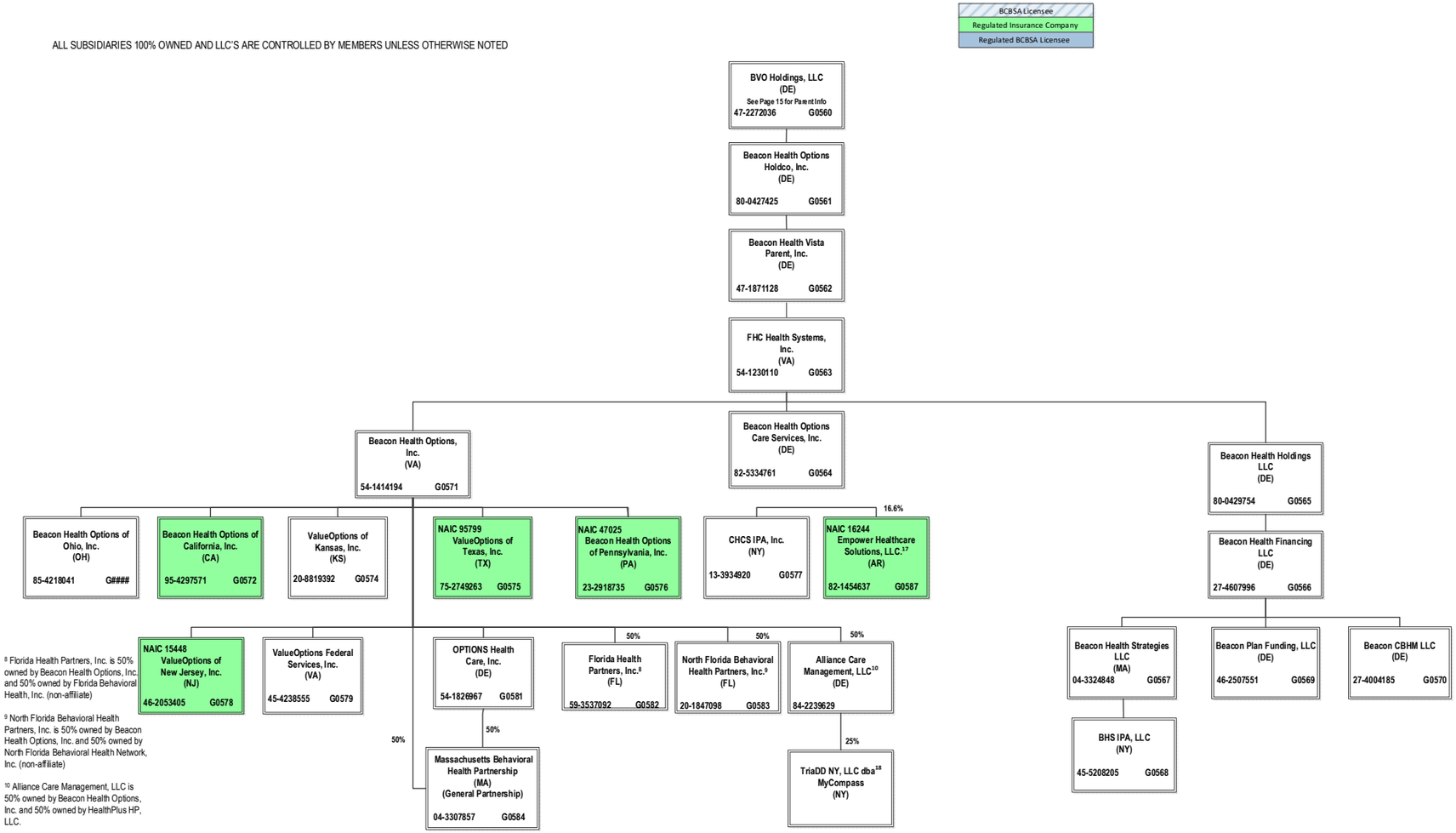

[8] Florida Health Partners, Inc. is 50% owned by Beacon Health Options, Inc. and 50% owned by Florida Behavioral Health, Inc. (non-affiliate)

[9] North Florida Behavioral Health Partners, Inc. is 50% owned by Beacon Health Options, Inc. and 50% owned by North Florida Behavioral Health Network, Inc. (non-affiliate)

[10] Alliance Care Management, LLC is 50% owned by Beacon Health Options, Inc. and 50% owned by HealthPlus HP, LLC.

[17] Empower Healthcare Solutions, LLC (AR) is owned 16.6% by Beacon Health Options, Inc. and 83.4% by (non-affiliates)

[18] TriaDD NY, LLC dba MyCompass (NY) is owned 25% by Alliance care management, LLC and 75% by non-affiliates

SCHEDULE Y – INFORMATION CONCERNING ACTIVITIES OF INSURER MEMBERS OF A HOLDING COMPANY GROUP
PART 1 – ORGANIZATIONAL CHART

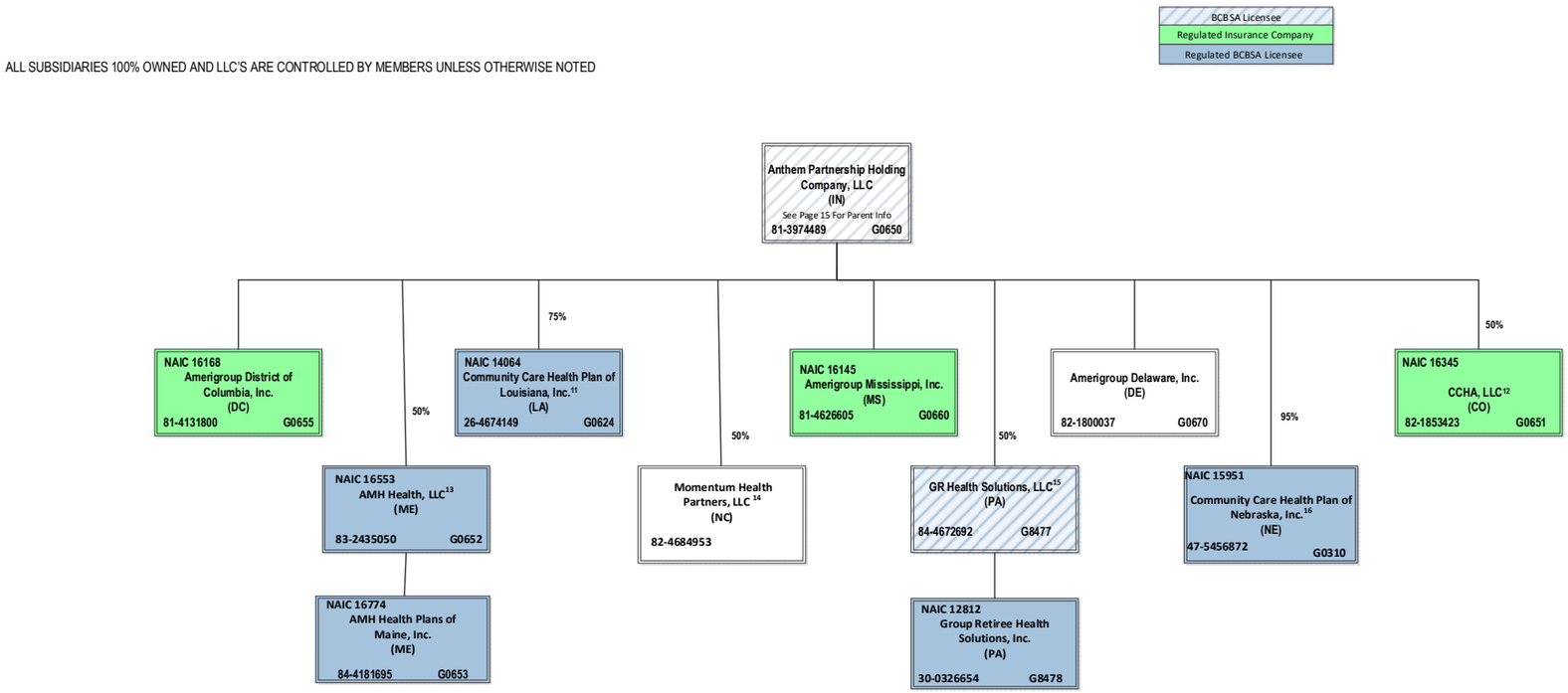

[11] Community Care Health Plan of Louisiana, Inc. is a joint venture 75% owned by Anthem Partnership Holding Company, LLC and 25% owned by Louisiana Health Service & Indemnity Company d/b/a Blue Cross and Blue Shield of Louisiana (non-affiliate)

[12] CCHA, LLC is a joint venture 50% owned by Anthem Partnership Holding Company, LLC and 50% owned by Colorado Community Health Alliance, LLC (non-affiliate)

[13] AMH Health, LLC is a joint venture 50% owned by MaineHealth (non-affiliate) and 50% owned by Anthem Partnership Holding Company, LLC

[14] Momentum Health Partners, LLC is a joint venture 50% owned by Anthem Partnership Holding Company, LLC and 50% owned by Blue Cross and Blue Shield of North Carolina (non-affiliate)

[15] GR Health Solutions, LLC is a joint venture 50% owned by Anthem Partnership Holding Company, LLC and 50% owned by Independence Blue Cross, LLC (non-affiliate)

[16] Anthem Partnership Holding Company, LLC holds a 95% interest in Community Care Health Plan of Nebraska, Inc., and Blue Cross and Blue Shield of Nebraska, Inc. (non-affiliate) holds the remaining 5%

SCHEDULE Y

PART 1A - DETAIL OF INSURANCE HOLDING COMPANY SYSTEM

1	2	3	4	5	6	7	8	9	10	11	12	13	14	15	16
Group Code	Group Name	NAIC Company Code	ID Number	Federal RSSD	CIK	Name of Securities Exchange if Publicly Traded (U.S. or International)	Names of Parent, Subsidiaries Or Affiliates	Domiciliary Location	Relationship to Reporting Entity	Directly Controlled by (Name of Entity/Person)	Type of Control (Ownership, Board, Management, Attorney-in-Fact, Influence, Other)	If Control is Ownership Provide Percentage	Ultimate Controlling Entity(ies)/Person(s)	Is an SCA Filing Required? (Y/N)	*
0671	Anthem, Inc.		84-2239629		0001156039		Alliance Care Management, LLC	DE	NIA	Beacon Health Options, Inc.	Ownership	50.000	Anthem, Inc.	N	
0671	Anthem, Inc.		84-2239629		0001156039		Alliance Care Management, LLC	DE	NIA	HealthPlus HP, LLC	Ownership	50.000	Anthem, Inc.	N	
0671	Anthem, Inc.		36-3692630		0001156039		American Imaging Management, Inc.	IL	NIA	Imaging Management Holdings, L.L.C.	Ownership	100.000	Anthem, Inc.	N	
0671	Anthem, Inc.	15544	46-4729682		0001156039		America's 1st Choice of South Carolina, Inc.	SC	IA	ATH Holding Company, LLC	Ownership	100.000	Anthem, Inc.	N	
0671	Anthem, Inc.	12354	20-2073598		0001156039		AMERIGROUP Community Care of New Mexico, Inc.	NM	IA	AMERIGROUP Corporation	Ownership	100.000	Anthem, Inc.	N	
0671	Anthem, Inc.		54-1739323		0001156039		AMERIGROUP Corporation	DE	NIA	ATH Holding Company, LLC	Ownership	100.000	Anthem, Inc.	N	
0671	Anthem, Inc.		82-1800037		0001156039		AMERIGROUP Delaware, Inc.	DE	NIA	Anthem Partnership Holding Company, LLC	Ownership	100.000	Anthem, Inc.	N	
0671	Anthem, Inc.	16168	81-4131800		0001156039		Amerigroup District of Columbia, Inc.	DC	IA	Anthem Partnership Holding Company, LLC	Ownership	100.000	Anthem, Inc.	N	
0671	Anthem, Inc.	14078	45-2485907		0001156039		Amerigroup Insurance Company	TX	IA	AMERIGROUP Corporation	Ownership	100.000	Anthem, Inc.	N	
0671	Anthem, Inc.	15807	47-3863197		0001156039		AMERIGROUP Iowa, Inc.	IA	IA	AMERIGROUP Corporation	Ownership	100.000	Anthem, Inc.	N	
0671	Anthem, Inc.		45-4985009		0001156039		Amerigroup IPA of New York, LLC	NY	NIA	CareMore, LLC	Ownership	100.000	Anthem, Inc.	N	
0671	Anthem, Inc.	14276	45-3358287		0001156039		Amerigroup Kansas, Inc.	KS	IA	AMERIGROUP Corporation	Ownership	100.000	Anthem, Inc.	N	
0671	Anthem, Inc.	95832	51-0387398		0001156039		AMERIGROUP Maryland, Inc.	MD	IA	AMERIGROUP Corporation	Ownership	100.000	Anthem, Inc.	N	
0671	Anthem, Inc.	16145	81-4626605		0001156039		Amerigroup Mississippi, Inc.	MS	IA	Anthem Partnership Holding Company, LLC	Ownership	100.000	Anthem, Inc.	N	
0671	Anthem, Inc.	95373	22-3375292		0001156039		AMERIGROUP New Jersey, Inc.	NJ	IA	AMERIGROUP Corporation	Ownership	100.000	Anthem, Inc.	N	
0671	Anthem, Inc.	10767	13-4212818		0001156039		AMERIGROUP Ohio, Inc.	OH	IA	AMERIGROUP Corporation	Ownership	100.000	Anthem, Inc.	N	
0671	Anthem, Inc.	15994	81-2781685		0001156039		AMERIGROUP Oklahoma, Inc.	OK	IA	AMERIGROUP Corporation	Ownership	100.000	Anthem, Inc.	N	
0671	Anthem, Inc.		36-3897080		0001156039		Amerigroup Partnership Plan, LLC	IL	NIA	Health Ventures Partner, L.L.C.	Ownership	75.000	Anthem, Inc.	N	
0671	Anthem, Inc.		36-3897080		0001156039		Amerigroup Partnership Plan, LLC	IL	NIA	UNICARE Illinois Services, Inc.	Ownership	25.000	Anthem, Inc.	N	
0671	Anthem, Inc.	16339	82-3734368		0001156039		Amerigroup Pennsylvania, Inc.	PA	IA	AMERIGROUP Corporation	Ownership	100.000	Anthem, Inc.	N	
0671	Anthem, Inc.	12941	20-4776597		0001156039		AMERIGROUP Tennessee, Inc.	TN	IA	AMERIGROUP Corporation	Ownership	100.000	Anthem, Inc.	N	
0671	Anthem, Inc.	95314	75-2603231		0001156039		AMERIGROUP Texas, Inc.	TX	IA	AMERIGROUP Corporation	Ownership	100.000	Anthem, Inc.	N	
0671	Anthem, Inc.	14073	27-3510384		0001156039		AMERIGROUP Washington, Inc.	WA	IA	AMERIGROUP Corporation	Ownership	9.000	Anthem, Inc.	N	
0671	Anthem, Inc.	12229	06-1696189		0001156039		AMGP Georgia Managed Care Company, Inc.	GA	IA	AMERIGROUP Corporation	Ownership	100.000	Anthem, Inc.	N	
0671	Anthem, Inc.	16553	83-2435050		0001156039		AMH Health, LLC	ME	IA	Anthem Partnership Holding Company, LLC	Ownership	50.000	Anthem, Inc.	N	0102
0671	Anthem, Inc.	16774	84-4181695		0001156039		AMH Health Plans of Maine, Inc.	ME	IA	AMH Health, LLC	Ownership	100.000	Anthem, Inc.	N	
0671	Anthem, Inc.	62825	95-4331852		0001156039		Anthem Blue Cross Life and Health Insurance Company	CA	IA	WellPoint California Services, Inc.	Ownership	100.000	Anthem, Inc.	N	
0671	Anthem, Inc.		35-1898945		0001156039		Anthem Financial, Inc.	DE	NIA	Associated Group, Inc.	Ownership	100.000	Anthem, Inc.	N	
0671	Anthem, Inc.	95120	61-1237516		0001156039		Anthem Health Plans of Kentucky, Inc.	KY	IA	ATH Holding Company, LLC	Ownership	100.000	Anthem, Inc.	N	
0671	Anthem, Inc.	52618	31-1705652		0001156039		Anthem Health Plans of Maine, Inc.	ME	IA	ATH Holding Company, LLC	Ownership	100.000	Anthem, Inc.	N	
0671	Anthem, Inc.	53759	02-0510530		0001156039		Anthem Health Plans of New Hampshire, Inc.	NH	IA	ATH Holding Company, LLC	Ownership	100.000	Anthem, Inc.	N	
0671	Anthem, Inc.	71835	54-0357120	40003317	0001156039		Anthem Health Plans of Virginia, Inc.	VA	IA	Anthem Southeast, Inc.	Ownership	100.000	Anthem, Inc.	N	
0671	Anthem, Inc.	60217	06-1475928		0001156039		Anthem Health Plans, Inc.	CT	IA	ATH Holding Company, LLC	Ownership	100.000	Anthem, Inc.	N	
0671	Anthem, Inc.		61-1459939		0001156039		Anthem Holding Corp.	IN	NIA	Anthem, Inc.	Ownership	100.000	Anthem, Inc.	N	
0671	Anthem, Inc.		35-2145715		0001156039	New York Stock Exchange (NYSE)	Anthem, Inc.	IN	UIP				Anthem, Inc.	N	
0671	Anthem, Inc.		98-1492098		0001156039		Anthem Innovation Israel Ltd	ISR	NIA	Legato Holdings I, Inc.	Ownership	100.000	Anthem, Inc.	N	
0671	Anthem, Inc.	28207	35-0781558		0001156039		Anthem Insurance Companies, Inc.	IN	IA	Anthem, Inc.	Ownership	100.000	Anthem, Inc.	N	
0671	Anthem, Inc.	15543	47-0992859		0001156039		Anthem Kentucky Managed Care Plan, Inc.	KY	IA	ATH Holding Company, LLC	Ownership	100.000	Anthem, Inc.	N	
0671	Anthem, Inc.	13573	20-5876774		0001156039		Anthem Life & Disability Insurance Company	NY	IA	WellPoint Acquisition, LLC	Ownership	100.000	Anthem, Inc.	N	
0671	Anthem, Inc.	61069	35-0980405		0001156039		Anthem Life Insurance Company	IN	IA	Rocky Mountain Hospital and Medical Service, Inc.	Ownership	100.000	Anthem, Inc.	N	
0671	Anthem, Inc.		81-3974489		0001156039		Anthem Partnership Holding Company, LLC	DE	NIA	Anthem, Inc.	Ownership	100.000	Anthem, Inc.	N	
0671	Anthem, Inc.		46-0613946		0001156039		Anthem Services Company, LLC	IN	NIA	The Anthem Companies, Inc.	Ownership	100.000	Anthem, Inc.	N	
0671	Anthem, Inc.		32-0031791		0001156039		Anthem Southeast, Inc.	IN	NIA	Anthem, Inc.	Ownership	100.000	Anthem, Inc.	N	
0671	Anthem, Inc.		35-2129194		0001156039		Anthem UM Services, Inc.	IN	NIA	UNICARE Specialty Services, Inc.	Ownership	100.000	Anthem, Inc.	N	
0671	Anthem, Inc.		30-0606541		0001156039		Anthem Workers' Compensation, LLC	IN	NIA	Anthem Blue Cross Life and Health Insurance Company	Ownership	75.000	Anthem, Inc.	N	0109
0671	Anthem, Inc.		30-0606541		0001156039		Anthem Workers' Compensation, LLC	IN	NIA	HealthLink, Inc.	Ownership	25.000	Anthem, Inc.	N	0109
0671	Anthem, Inc.		80-0531799		0001156039		Applied Pathways, LLC	IL	NIA	American Imaging Management, Inc.	Ownership	53.520	Anthem, Inc.	N	0108
0671	Anthem, Inc.		80-0531799		0001156039		Applied Pathways, LLC	IL	NIA	HEP AP Holdings, Inc.	Ownership	46.480	Anthem, Inc.	N	0108

SCHEDULE Y

PART 1A - DETAIL OF INSURANCE HOLDING COMPANY SYSTEM

1 Group Code	2 Group Name	3 NAIC Company Code	4 ID Number	5 Federal RSSD	6 CIK	7 Name of Securities Exchange if Publicly Traded (U.S. or International)	8 Names of Parent, Subsidiaries Or Affiliates	9 Domiciliary Location	10 Relationship to Reporting Entity	11 Directly Controlled by (Name of Entity/Person)	12 Type of Control (Ownership, Board, Management, Attorney-in-Fact, Influence, Other)	13 If Control is Ownership Provide Percentage	14 Ultimate Controlling Entity(ies)/Person(s)	15 Is an SCA Filing Required? (Y/N)	16 *
0671	Anthem, Inc.		95-4640529		0001156039		Arcus Enterprises, Inc.	DE	NIA	Anthem Holding Corp.	Ownership	100.000	Anthem, Inc.	N	
0671	Anthem, Inc.		90-1057454		0001156039		Aspire Health, Inc.	DE	NIA	Nash Holding Company, LLC	Ownership	100.000	Anthem, Inc.	N	
0671	Anthem, Inc.		35-1292384		0001156039		Associated Group, Inc.	IN	NIA	Anthem Insurance Companies, Inc.	Ownership	100.000	Anthem, Inc.	N	
0671	Anthem, Inc.		11-3713086		0001156039		ATH Holding Company, LLC	IN	NIA	Anthem, Inc.	Ownership	100.000	Anthem, Inc.	N	
0671	Anthem, Inc.		27-4004185		0001156039		Beacon CBHM LLC	DE	NIA	Beacon Health Financing LLC	Ownership	100.000	Anthem, Inc.	N	
0671	Anthem, Inc.		27-4607996		0001156039		Beacon Health Financing LLC	DE	NIA	Beacon Health Holdings, LLC	Ownership	100.000	Anthem, Inc.	N	
0671	Anthem, Inc.		80-0427425		0001156039		Beacon Health Holdings, LLC	DE	NIA	FHC Health Systems, Inc.	Ownership	100.000	Anthem, Inc.	N	
0671	Anthem, Inc.		82-5334761		0001156039		Beacon Health Options Care Services, Inc.	DE	NIA	FHC Health Systems, Inc.	Ownership	100.000	Anthem, Inc.	N	
0671	Anthem, Inc.		95-4297571		0001156039		Beacon Health Options of California, Inc.	CA	IA	Beacon Health Options, Inc.	Ownership	100.000	Anthem, Inc.	N	0101
0671	Anthem, Inc.	47025	23-2918735		0001156039		Beacon Health Options of Pennsylvania, Inc.	PA	IA	Beacon Health Options, Inc.	Ownership	100.000	Anthem, Inc.	N	
0671	Anthem, Inc.		80-0427425		0001156039		Beacon Health Options Holdco, Inc.	DE	NIA	BVO Holdings, LLC	Ownership	100.000	Anthem, Inc.	N	
0671	Anthem, Inc.		85-4218041		0001156039		Beacon Health Options of Ohio, Inc.	OH	NIA	Beacon Health Options, Inc.	Ownership	100.000	Anthem, Inc.	N	
0671	Anthem, Inc.		54-1414194		0001156039		Beacon Health Options, Inc.	VA	NIA	FHC Health Systems, Inc.	Ownership	100.000	Anthem, Inc.	N	
0671	Anthem, Inc.		04-3324848		0001156039		Beacon Health Strategies LLC	MA	NIA	Beacon Health Financing LLC	Ownership	100.000	Anthem, Inc.	N	
0671	Anthem, Inc.		47-1871128		0001156039		Beacon Health Vista Parent, Inc.	DE	NIA	Beacon Health Options Holdco, Inc.	Ownership	100.000	Anthem, Inc.	N	
0671	Anthem, Inc.		46-2507551		0001156039		Beacon Plan Funding, LLC	DE	NIA	Beacon Health Financing LLC	Ownership	100.000	Anthem, Inc.	N	
0671	Anthem, Inc.		45-5208205		0001156039		BHS IPA, LLC	NY	NIA	Beacon Health Strategies LLC	Ownership	100.000	Anthem, Inc.	N	
0671	Anthem, Inc.	96962	58-1638390		0001156039		Blue Cross Blue Shield Healthcare Plan of Georgia, Inc.	GA	IA	Cerulean Companies, Inc.	Ownership	100.000	Anthem, Inc.	N	
0671	Anthem, Inc.	54003	39-0138065		0001156039		Blue Cross Blue Shield of Wisconsin	WI	IA	Crossroads Acquisition Corp.	Ownership	100.000	Anthem, Inc.	N	
0671	Anthem, Inc.		95-3760980		0001156039		Blue Cross of California	CA	IA	WellPoint California Services, Inc.	Ownership	100.000	Anthem, Inc.	N	0101
0671	Anthem, Inc.		20-2994048		0001156039		Blue Cross of California Partnership Plan, Inc.	CA	IA	Blue Cross of California	Ownership	100.000	Anthem, Inc.	N	0101
0671	Anthem, Inc.		47-2272036		0001156039		BVO Holdings, LLC	DE	NIA	Anthem, Inc.	Ownership	100.000	Anthem, Inc.	N	
0671	Anthem, Inc.		84-1782311		0001156039		CareMarket, Inc.	IN	NIA	ATH Holding Company, LLC	Ownership	100.000	Anthem, Inc.	N	
0671	Anthem, Inc.		95-4694706		0001156039		CareMore Health Plan	CA	IA	CareMore Health System	Ownership	100.000	Anthem, Inc.	N	0101
0671	Anthem, Inc.	13562	38-3795280		0001156039		CareMore Health Plan of Arizona, Inc.	AZ	IA	CareMore Health System	Ownership	100.000	Anthem, Inc.	N	
0671	Anthem, Inc.	13605	26-4001602		0001156039		CareMore Health Plan of Nevada	NV	IA	CareMore Health System	Ownership	100.000	Anthem, Inc.	N	
0671	Anthem, Inc.		27-1625392		0001156039		CareMore Health Plan of Texas, Inc.	TX	NIA	CareMore Health System	Ownership	100.000	Anthem, Inc.	N	
0671	Anthem, Inc.		32-0373216		0001156039		CareMore, LLC	IN	NIA	CareMore Health System	Ownership	100.000	Anthem, Inc.	N	
0671	Anthem, Inc.		20-2076421		0001156039		CareMore Health System	CA	NIA	ATH Holding Company, LLC	Ownership	100.000	Anthem, Inc.	N	
0671	Anthem, Inc.		58-2217138		0001156039		Cerulean Companies, Inc.	GA	NIA	Anthem Holding Corp.	Ownership	100.000	Anthem, Inc.	N	
0671	Anthem, Inc.		39-1413702		0001156039		Claim Management Services, Inc.	WI	NIA	Blue Cross Blue Shield of Wisconsin	Ownership	100.000	Anthem, Inc.	N	
0671	Anthem, Inc.	16345	82-1853423		0001156039		CCHA, LLC	CO	IA	Anthem Partnership Holding Company, LLC	Ownership	50.000	Anthem, Inc.	N	0102
0671	Anthem, Inc.				0001156039		CHCS IPA, Inc.	NY	NIA	Beacon Health Options, Inc.	Ownership	100.000	Anthem, Inc.	N	
0671	Anthem, Inc.	14064	26-4674149		0001156039		Community Care Health Plan of Louisiana, Inc.	LA	IA	Anthem Partnership Holding Company, LLC	Ownership	75.000	Anthem, Inc.	N	0104
0671	Anthem, Inc.	15951	47-5456872		0001156039		Community Care Health Plan of Nebraska, Inc	NE	IA	Anthem Partnership Holding Company, LLC	Ownership	95.000	Anthem, Inc.	N	0116
0671	Anthem, Inc.	12586	20-3317697		0001156039		Community Care Health Plan of Nevada, Inc.	NV	IA	AMERIGROUP Corporation	Ownership	100.000	Anthem, Inc.	N	
0671	Anthem, Inc.	10345	31-1440175		0001156039		Community Insurance Company	OH	IA	ATH Holding Company, LLC	Ownership	100.000	Anthem, Inc.	N	
0671	Anthem, Inc.	95693	39-1462554		0001156039		Compcare Health Services Insurance Corporation	WI	IA	Blue Cross Blue Shield of Wisconsin	Ownership	100.000	Anthem, Inc.	N	
0671	Anthem, Inc.		20-0334650		0001156039		Crossroads Acquisition Corp.	DE	NIA	Anthem Holding Corp.	Ownership	100.000	Anthem, Inc.	N	
0671	Anthem, Inc.		82-3027094		0001156039		DBG Holdings, Inc.	IN	NIA	Anthem, Inc.	Ownership	100.000	Anthem, Inc.	N	
0671	Anthem, Inc.		41-1905556		0001156039		DeCare Analytics, LLC	MN	NIA	DeCare Dental, LLC	Ownership	100.000	Anthem, Inc.	N	
0671	Anthem, Inc.		02-0574609		0001156039		DeCare Dental Health International, LLC	MN	NIA	DeCare Dental, LLC	Ownership	100.000	Anthem, Inc.	N	
0671	Anthem, Inc.				0001156039		DeCare Dental Insurance Ireland, Ltd.	IRL	NIA	DeCare Dental, LLC	Ownership	100.000	Anthem, Inc.	N	
0671	Anthem, Inc.		73-1665525		0001156039		DeCare Dental Networks, LLC	MN	NIA	DeCare Dental, LLC	Ownership	100.000	Anthem, Inc.	N	
0671	Anthem, Inc.		01-0822645		0001156039		DeCare Dental, LLC	MN	NIA	Anthem Holding Corp.	Ownership	100.000	Anthem, Inc.	N	
0671	Anthem, Inc.				0001156039		DeCare Operations Ireland, Limited	IRL	NIA	DeCare Dental, LLC	Ownership	100.000	Anthem, Inc.	N	
0671	Anthem, Inc.		20-0660775		0001156039		Delivery Network, LLC	FL	NIA	Highland Acquisition Holdings, LLC	Ownership	100.000	Anthem, Inc.	N	
0671	Anthem, Inc.		26-2544715		0001156039		Designated Agent Company, Inc.	KY	NIA	Anthem Health Plans of Kentucky, Inc.	Ownership	100.000	Anthem, Inc.	N	
0671	Anthem, Inc.		27-2844373		0001156039		EasyScripts Cutler Bay, LLC	FL	NIA	Highland Acquisition Holdings, LLC	Ownership	100.000	Anthem, Inc.	N	
0671	Anthem, Inc.		26-2974996		0001156039		EasyScripts Hialeah, LLC	FL	NIA	Highland Acquisition Holdings, LLC	Ownership	100.000	Anthem, Inc.	N	

SCHEDULE Y

PART 1A - DETAIL OF INSURANCE HOLDING COMPANY SYSTEM

1 Group Code	2 Group Name	3 NAIC Company Code	4 ID Number	5 Federal RSSD	6 CIK	7 Name of Securities Exchange if Publicly Traded (U.S. or International)	8 Names of Parent, Subsidiaries Or Affiliates	9 Domiciliary Location	10 Relationship to Reporting Entity	11 Directly Controlled by (Name of Entity/Person)	12 Type of Control (Ownership, Board, Management, Attorney-in-Fact, Influence, Other)	13 If Control is Ownership Provide Percentage	14 Ultimate Controlling Entity(ies)/Person(s)	15 Is an SCA Filing Required? (Y/N)	16 *
0671	Anthem, Inc.		30-0478573		0001156039		EasyScripts LLC	FL	NIA	Highland Acquisition Holdings, LLC	Ownership	100.000	Anthem, Inc.	N	
0671	Anthem, Inc.		46-0613819		0001156039		EasyScripts Westchester, LLC	FL	NIA	Highland Acquisition Holdings, LLC	Ownership	100.000	Anthem, Inc.	N	
0671	Anthem, Inc.		13-3934328		0001156039		EHC Benefits Agency, Inc.	NY	NIA	WellPoint Holding Corp	Ownership	100.000	Anthem, Inc.	N	
0671	Anthem, Inc.	55093	23-7391136		0001156039		Empire HealthChoice Assurance, Inc.	NY	UDP	WellPoint Holding Corp	Ownership	100.000	Anthem, Inc.	N	
0671	Anthem, Inc.	95433	13-3874803		0001156039		Empire HealthChoice HMO, Inc.	NY	RE	Empire HealthChoice Assurance, Inc.	Ownership	100.000	Anthem, Inc.	N	
0671	Anthem, Inc.	16244	82-1454637		0001156039		Empower Healthcare Solutions, LLC	AR	IA	Beacon Health Options, Inc.	Ownership	16.600	Anthem, Inc.	N	0115
0671	Anthem, Inc.		26-4286154		0001156039		Federal Government Solutions, LLC	WI	NIA	ATH Holding Company, LLC	Ownership	100.000	Anthem, Inc.	N	
0671	Anthem, Inc.		54-1230110		0001156039		FHC Health Systems, Inc.	VA	NIA	Beacon Health Vista Parent, Inc.	Ownership	100.000	Anthem, Inc.	N	
0671	Anthem, Inc.		59-3537092		0001156039		Florida Health Partners, Inc.	FL	NIA	Beacon Health Options, Inc.	Ownership	50.000	Anthem, Inc.	N	0112
0671	Anthem, Inc.	10119	41-2128275		0001156039		Freedom Health, Inc.	FL	IA	AMERIGROUP Corporation	Ownership	100.000	Anthem, Inc.	N	
0671	Anthem, Inc.		33-0884790		0001156039		GeriNet Physician Services, Inc.	CA	NIA	CareMore Health System	Ownership	50.000	Anthem, Inc.	N	0102
0671	Anthem, Inc.		95-2907752		0001156039		Golden West Health Plan, Inc.	CA	IA	WellPoint California Services, Inc.	Ownership	100.000	Anthem, Inc.	N	0101
0671	Anthem, Inc.		84-4672692		0001156039		GR Health Solutions LLC	PA	NIA	Anthem Partnership Holding Company, LLC	Ownership	50.000	Anthem, Inc.	N	0102
0671	Anthem, Inc.	97217	58-1473042		0001156039		Greater Georgia Life Insurance Company	GA	IA	Blue Cross Blue Shield Healthcare Plan of Georgia, Inc.	Ownership	100.000	Anthem, Inc.	N	
0671	Anthem, Inc.	12812	30-0326654		0001156039		Group Retiree Health Solutions, Inc.	PA	IA	GR Health Solutions LLC	Ownership	100.000	Anthem, Inc.	N	0102
0671	Anthem, Inc.		51-0365660		0001156039		Health Core, Inc.	DE	NIA	Arcus Enterprises, Inc.	Ownership	100.000	Anthem, Inc.	N	
0671	Anthem, Inc.		54-1237939		0001156039		Health Management Corporation	VA	NIA	Southeast Services, Inc.	Ownership	100.000	Anthem, Inc.	N	
0671	Anthem, Inc.		36-3897701		0001156039		Health Ventures Partner, L.L.C.	IL	NIA	UNICARE National Services, Inc.	Ownership	100.000	Anthem, Inc.	N	
0671	Anthem, Inc.	95169	54-1356687		0001156039		HealthKeepers, Inc.	VA	IA	Anthem Southeast, Inc.	Ownership	92.510	Anthem, Inc.	N	
0671	Anthem, Inc.	95169	54-1356687		0001156039		HealthKeepers, Inc.	VA	IA	UNICARE National Services, Inc.	Ownership	7.490	Anthem, Inc.	N	
0671	Anthem, Inc.	96475	43-1616135		0001156039		HealthLink HMO, Inc.	MO	IA	HealthLink, Inc.	Ownership	100.000	Anthem, Inc.	N	
0671	Anthem, Inc.		43-1364135		0001156039		HealthLink, Inc.	IL	NIA	RightCHOICE Managed Care, Inc.	Ownership	100.000	Anthem, Inc.	N	
0671	Anthem, Inc.		82-4966088		0001156039		HealthLink Insurance Company	IL	NIA	AMERIGROUP Corporation	Ownership	100.000	Anthem, Inc.	N	
0671	Anthem, Inc.	16574	13-3865627		0001156039		HealthPlus HP, LLC	NY	IA	AMERIGROUP Corporation	Ownership	100.000	Anthem, Inc.	N	0100
0671	Anthem, Inc.	10122	20-0982649		0001156039		HealthSun Health Plans, Inc.	FL	IA	AMERIGROUP Corporation	Ownership	100.000	Anthem, Inc.	N	
0671	Anthem, Inc.		46-5250294		0001156039		HealthSun Physicians Network, LLC	FL	NIA	Delivery Network, LLC	Ownership	100.000	Anthem, Inc.	N	
0671	Anthem, Inc.		46-3434016		0001156039		HealthSun Physicians Network I, LLC	FL	NIA	HealthSun Physicians Network, LLC	Ownership	100.000	Anthem, Inc.	N	
0671	Anthem, Inc.	78972	86-0257201		0001156039		Healthy Alliance Life Insurance Company	MO	IA	RightCHOICE Managed Care, Inc.	Ownership	100.000	Anthem, Inc.	N	
0671	Anthem, Inc.		47-3953545		0001156039		HEP AP Holdings, Inc.	DE	NIA	Imaging Management Holdings, L.L.C.	Ownership	100.000	Anthem, Inc.	N	
0671	Anthem, Inc.		81-3487249		0001156039		Highland Acquisition Holdings, LLC	DE	NIA	Highland Intermediate Holdings, LLC	Ownership	100.000	Anthem, Inc.	N	
0671	Anthem, Inc.		81-3471305		0001156039		Highland Intermediate Holdings, LLC	DE	NIA	Highland Investor Holdings, LLC	Ownership	100.000	Anthem, Inc.	N	
0671	Anthem, Inc.		81-3493196		0001156039		Highland Investor Holdings, LLC	DE	NIA	ATH Holding Company, LLC	Ownership	98.000	Anthem, Inc.	N	0107
0671	Anthem, Inc.		81-3493196		0001156039		Highland Investor Holdings, LLC	DE	NIA	AMERIGROUP Corporation	Ownership	2.000	Anthem, Inc.	N	0107
0671	Anthem, Inc.	95473	84-1017384		0001156039		HMO Colorado, Inc.	CO	IA	Rocky Mountain Hospital and Medical Service, Inc.	Ownership	100.000	Anthem, Inc.	N	
0671	Anthem, Inc.	95358	37-1216698		0001156039		HMO Missouri, Inc.	MO	IA	RightCHOICE Managed Care, Inc.	Ownership	100.000	Anthem, Inc.	N	
0671	Anthem, Inc.		82-2157122		0001156039		IEC Group Holdings, Inc.	ID	NIA	ATH Holding Company, LLC	Ownership	100.000	Anthem, Inc.	N	
0671	Anthem, Inc.		82-0497661		0001156039		IEC Group, Inc. d/b/a AmeriBen	ID	NIA	IEC Group Holdings, Inc.	Ownership	100.000	Anthem, Inc.	N	
0671	Anthem, Inc.		75-2619605		0001156039		Imaging Management Holdings, L.L.C.	DE	NIA	ATH Holding Company, LLC	Ownership	100.000	Anthem, Inc.	N	
0671	Anthem, Inc.		82-3062245		0001156039		IngenioRX, Inc.	IN	NIA	DBG Holdings, Inc.	Ownership	100.000	Anthem, Inc.	N	
0671	Anthem, Inc.		98-1397080		0001156039		Legato Health Technologies LLP	IN	NIA	Legato Holdings I, Inc.	Ownership	100.000	Anthem, Inc.	N	0105
0671	Anthem, Inc.		98-1490582		0001156039		Legato Health Technologies Philippines, Inc.	PHL	NIA	Legato Holdings I, Inc.	Ownership	100.000	Anthem, Inc.	N	0106
0671	Anthem, Inc.		82-3030791		0001156039		Legato Holdings I, Inc.	IN	NIA	Anthem, Inc.	Ownership	100.000	Anthem, Inc.	N	
0671	Anthem, Inc.		82-3031178		0001156039		Legato Holdings II, LLC	IN	NIA	Legato Holdings I, Inc.	Ownership	100.000	Anthem, Inc.	N	
0671	Anthem, Inc.		02-0581429		0001156039		Living Complete Technologies, Inc.	MD	NIA	ATH Holding Company, LLC	Ownership	100.000	Anthem, Inc.	N	
0671	Anthem, Inc.		04-3307857		0001156039		Massachusetts Behavioral Health Partnership	MA	NIA	Beacon Health Options, Inc.	Ownership	50.000	Anthem, Inc.	N	0111
0671	Anthem, Inc.		04-3307857		0001156039		Massachusetts Behavioral Health Partnership	MA	NIA	OPTIONS Health Care, Inc.	Ownership	50.000	Anthem, Inc.	N	0111
0671	Anthem, Inc.	95527	02-0494919		0001156039		Matthew Thornton Health Plan, Inc.	NH	IA	Anthem Health Plans of New Hampshire, Inc.	Ownership	100.000	Anthem, Inc.	N	
0671	Anthem, Inc.		39-2013971		0001156039		Meridian Resource Company, LLC	WI	NIA	Compcare Health Services Insurance Corporation	Ownership	100.000	Anthem, Inc.	N	
0671	Anthem, Inc.	12913	20-5862801		0001156039		Missouri Care, Incorporated	MO	IA	ATH Holding Company, LLC	Ownership	100.000	Anthem, Inc.	N	

SCHEDULE Y

PART 1A - DETAIL OF INSURANCE HOLDING COMPANY SYSTEM

1 Group Code	2 Group Name	3 NAIC Company Code	4 ID Number	5 Federal RSSD	6 CIK	7 Name of Securities Exchange if Publicly Traded (U.S. or International)	8 Names of Parent, Subsidiaries Or Affiliates	9 Domiciliary Location	10 Relationship to Reporting Entity	11 Directly Controlled by (Name of Entity/Person)	12 Type of Control (Ownership, Board, Management, Attorney-in-Fact, Influence, Other)	13 If Control is Ownership Provide Percentage	14 Ultimate Controlling Entity(ies)/Person(s)	15 Is an SCA Filing Required? (Y/N)	16 *
0671	Anthem, Inc.		82-4684953		0001156039		Momentum Health Partners, LLC	NC	NIA	Anthem Partnership Holding Company, LLC	Ownership	50.000	Anthem, Inc.	N	0102
0671	Anthem, Inc.		83-0892028		0001156039		Nash Holding Company, LLC	DE	NIA	ATH Holding Company, LLC	Ownership	100.000	Anthem, Inc.	N	
0671	Anthem, Inc.		35-1840597		0001156039		National Government Services, Inc.	IN	NIA	Federal Government Solutions, LLC	Ownership	100.000	Anthem, Inc.	N	
0671	Anthem, Inc.		04-2919509		0001156039		New England Research Institute, Inc.	MA	NIA	Health Core, Inc.	Ownership	100.000	Anthem, Inc.	N	
0671	Anthem, Inc.		81-5476630		0001156039		NGS Federal, LLC	IN	NIA	Federal Government Solutions, LLC	Ownership	100.000	Anthem, Inc.	N	
0671	Anthem, Inc.		20-1847098		0001156039		North Florida Behavioral Health Partners, Inc.	FL	NIA	Beacon Health Options, Inc.	Ownership	50.000	Anthem, Inc.	N	0113
0671	Anthem, Inc.	12259	20-1336412		0001156039		Optimum Healthcare, Inc.	FL	IA	AMERIGROUP Corporation	Ownership	100.000	Anthem, Inc.	N	
0671	Anthem, Inc.		54-1826967		0001156039		OPTIONS Health Care, Inc.	DE	NIA	Beacon Health Options, Inc.	Ownership	100.000	Anthem, Inc.	N	
0671	Anthem, Inc.		95-4249368		0001156039		Park Square Holdings, Inc.	CA	NIA	WellPoint California Services, Inc.	Ownership	100.000	Anthem, Inc.	N	
0671	Anthem, Inc.		95-4386221		0001156039		Park Square I, Inc.	CA	NIA	WellPoint California Services, Inc.	Ownership	100.000	Anthem, Inc.	N	
0671	Anthem, Inc.		95-4249345		0001156039		Park Square II, Inc.	CA	NIA	WellPoint California Services, Inc.	Ownership	100.000	Anthem, Inc.	N	
0671	Anthem, Inc.		27-1991772		0001156039		Pasteur Medical Bird Road, LLC	FL	NIA	Highland Acquisition Holdings, LLC	Ownership	100.000	Anthem, Inc.	N	
0671	Anthem, Inc.		20-2749389		0001156039		Pasteur Medical Center, LLC	DE	NIA	Highland Acquisition Holdings, LLC	Ownership	100.000	Anthem, Inc.	N	
0671	Anthem, Inc.		27-1366915		0001156039		Pasteur Medical Cutler Bay, LLC	FL	NIA	Highland Acquisition Holdings, LLC	Ownership	100.000	Anthem, Inc.	N	
0671	Anthem, Inc.		20-0610128		0001156039		Pasteur Medical Group, LLC	FL	NIA	Highland Acquisition Holdings, LLC	Ownership	100.000	Anthem, Inc.	N	
0671	Anthem, Inc.		37-1668303		0001156039		Pasteur Medical Hialeah Gardens, LLC	FL	NIA	Highland Acquisition Holdings, LLC	Ownership	100.000	Anthem, Inc.	N	
0671	Anthem, Inc.		47-3464152		0001156039		Pasteur Medical Kendall, LLC	FL	NIA	Highland Acquisition Holdings, LLC	Ownership	100.000	Anthem, Inc.	N	
0671	Anthem, Inc.		27-2810478		0001156039		Pasteur Medical Management, LLC	FL	NIA	Highland Acquisition Holdings, LLC	Ownership	100.000	Anthem, Inc.	N	
0671	Anthem, Inc.		33-1217936		0001156039		Pasteur Medical Miami Gardens, LLC	FL	NIA	Highland Acquisition Holdings, LLC	Ownership	100.000	Anthem, Inc.	N	
0671	Anthem, Inc.		27-2651017		0001156039		Pasteur Medical North Miami Beach, LLC	FL	NIA	Highland Acquisition Holdings, LLC	Ownership	100.000	Anthem, Inc.	N	
0671	Anthem, Inc.		26-0813665		0001156039		Pasteur Medical Partners, LLC	FL	NIA	Highland Acquisition Holdings, LLC	Ownership	100.000	Anthem, Inc.	N	
0671	Anthem, Inc.		56-2396739		0001156039		Resolution Health, Inc.	DE	NIA	Anthem Southeast, Inc.	Ownership	100.000	Anthem, Inc.	N	
0671	Anthem, Inc.		47-0851593		0001156039		RightCHOICE Managed Care, Inc.	DE	NIA	Anthem Holding Corp.	Ownership	100.000	Anthem, Inc.	N	
0671	Anthem, Inc.	11011	84-0747736		0001156039		Rocky Mountain Hospital and Medical Service, Inc.	CO	IA	ATH Holding Company, LLC	Ownership	100.000	Anthem, Inc.	N	
0671	Anthem, Inc.		20-0473316		0001156039		SellCore, Inc.	DE	NIA	Anthem, Inc.	Ownership	100.000	Anthem, Inc.	N	
0671	Anthem, Inc.	13726	27-0945036		0001156039		Simply Healthcare Plans, Inc.	FL	IA	AMERIGROUP Corporation	Ownership	100.000	Anthem, Inc.	N	
0671	Anthem, Inc.		55-0712302		0001156039		Southeast Services, Inc.	VA	NIA	Anthem Southeast, Inc.	Ownership	100.000	Anthem, Inc.	N	
0671	Anthem, Inc.		45-4071004		0001156039		State Sponsored Services, Inc.	IN	NIA	UNICARE Specialty Services, Inc.	Ownership	100.000	Anthem, Inc.	N	
0671	Anthem, Inc.		35-1835818		0001156039		The Anthem Companies, Inc.	IN	NIA	ATH Holding Company, LLC	Ownership	100.000	Anthem, Inc.	N	
0671	Anthem, Inc.		45-5443372		0001156039		The Anthem Companies of California, Inc.	CA	NIA	ATH Holding Company, LLC	Ownership	100.000	Anthem, Inc.	N	
0671	Anthem, Inc.				0001156039		TriaDD NY, LLC dba MyCompass	NY	NIA	Alliance Care Management, LLC	Ownership	25.000	Anthem, Inc.	N	0117
0671	Anthem, Inc.		43-1967924		0001156039		TrustSolutions, LLC	WI	NIA	Federal Government Solutions, LLC	Ownership	100.000	Anthem, Inc.	N	
0671	Anthem, Inc.	11810	84-1620480		0001156039		UNICARE Health Plan of West Virginia, Inc.	WV	IA	UNICARE National Services, Inc.	Ownership	100.000	Anthem, Inc.	N	
0671	Anthem, Inc.		36-3899137		0001156039		UNICARE Illinois Services, Inc.	IL	NIA	UNICARE National Services, Inc.	Ownership	100.000	Anthem, Inc.	N	
0671	Anthem, Inc.	80314	52-0913817		0001156039		UNICARE Life & Health Insurance Company	IN	IA	UNICARE National Services, Inc.	Ownership	100.000	Anthem, Inc.	N	
0671	Anthem, Inc.		95-4635507		0001156039		UNICARE National Services, Inc.	DE	NIA	Anthem Holding Corp.	Ownership	100.000	Anthem, Inc.	N	
0671	Anthem, Inc.		77-0494551		0001156039		UNICARE Specialty Services, Inc.	DE	NIA	Anthem Holding Corp.	Ownership	100.000	Anthem, Inc.	N	
0671	Anthem, Inc.		45-4238555		0001156039		ValueOptions Federal Services, Inc.	VA	NIA	Beacon Health Options, Inc.	Ownership	100.000	Anthem, Inc.	N	
0671	Anthem, Inc.		20-8819392		0001156039		ValueOptions of Kansas, Inc.	KS	NIA	Beacon Health Options, Inc.	Ownership	100.000	Anthem, Inc.	N	
0671	Anthem, Inc.	15448	46-2053405		0001156039		ValueOptions of New Jersey, Inc.	NJ	IA	Beacon Health Options, Inc.	Ownership	100.000	Anthem, Inc.	N	
0671	Anthem, Inc.	95799	75-2749263		0001156039		ValueOptions of Texas, Inc.	TX	IA	Beacon Health Options, Inc.	Ownership	100.000	Anthem, Inc.	N	
0671	Anthem, Inc.		82-3300542		0001156039		Valus, Inc.	IN	NIA	DBG Holdings, Inc.	Ownership	100.000	Anthem, Inc.	N	
0671	Anthem, Inc.		20-0660563		0001156039		WellMax Health Medical Centers, LLC	FL	NIA	Delivery Network, LLC	Ownership	100.000	Anthem, Inc.	N	
0671	Anthem, Inc.		20-0660644		0001156039		WellMax Health Physicians Network, LLC	FL	NIA	Delivery Network, LLC	Ownership	100.000	Anthem, Inc.	N	
0671	Anthem, Inc.		20-4405193		0001156039		WellPoint Acquisition, LLC	IN	NIA	Anthem, Inc.	Ownership	100.000	Anthem, Inc.	N	
0671	Anthem, Inc.		95-4640531		0001156039		WellPoint California Services, Inc.	DE	NIA	Anthem Holding Corp.	Ownership	100.000	Anthem, Inc.	N	
0671	Anthem, Inc.		95-4657170		0001156039		WellPoint Dental Services, Inc.	DE	NIA	UNICARE Specialty Services, Inc.	Ownership	100.000	Anthem, Inc.	N	
0671	Anthem, Inc.		81-2874917		0001156039		WellPoint Health Solutions, Inc.	DE	NIA	Federal Government Solutions, LLC	Ownership	100.000	Anthem, Inc.	N	
0671	Anthem, Inc.		20-3620996		0001156039		WellPoint Holding Corp	DE	UIP	Anthem, Inc.	Ownership	100.000	Anthem, Inc.	N	
0671	Anthem, Inc.		45-2736438		0001156039		WellPoint Information Technology Services, Inc.	CA	NIA	Blue Cross of California	Ownership	100.000	Anthem, Inc.	N	
0671	Anthem, Inc.		36-4595641		0001156039		WellPoint Insurance Services, Inc.	HI	NIA	Anthem, Inc.	Ownership	100.000	Anthem, Inc.	N	

SCHEDULE Y

PART 1A - DETAIL OF INSURANCE HOLDING COMPANY SYSTEM

1 Group Code	2 Group Name	3 NAIC Company Code	4 ID Number	5 Federal RSSD	6 CIK	7 Name of Securities Exchange if Publicly Traded (U.S. or International)	8 Names of Parent, Subsidiaries Or Affiliates	9 Domiciliary Location	10 Relationship to Reporting Entity	11 Directly Controlled by (Name of Entity/Person)	12 Type of Control (Ownership, Board, Management, Attorney-in-Fact, Influence, Other)	13 If Control is Ownership Provide Percentage	14 Ultimate Controlling Entity(ies)/Person(s)	15 Is an SCA Filing Required? (Y/N)	16 *
0671	Anthem, Inc.		47-2546820		0001156039		WellPoint Military Care Corporation	IN	NIA	Federal Government Solutions, LLC	Ownership	100.000	Anthem, Inc.	N	
0671	Anthem, Inc.	15929	47-5569628		0001156039		Wisconsin Collaborative Insurance Company	WI	IA	Crossroads Acquisition Corp.	Ownership	55.000	Anthem, Inc.	N	0110
0671	Anthem, Inc.		20-8672847		0001156039		WPMI, LLC	DE	NIA	ATH Holding Company, LLC	Ownership	69.910	Anthem, Inc.	N	0103
0671	Anthem, Inc.		47-3025203		0001156039		ZipDrug Inc.	DE	NIA	IngenioRx, Inc.	Ownership	100.000	Anthem, Inc.	N	

Asterisk	Explanation
0100	Insurer is deemed to be an insurance affiliate in column 10 and has an NAIC Company Code in column 3. However, it does not file an NAIC statutory statement because it is regulated by the New York State Department of Health.
0101	Insurer is deemed to be an insurance affiliate in column 10, but does not have an NAIC Company Code in column 3 because it is regulated by the California Department of Managed Health Care.
0102	50% owned by unaffiliated investors
0103	30.09% owned by unaffiliated investors
0104	25% owned by an unaffiliated investor
0105	Legato Health Technologies LLP is a Limited Liability Partnership formed under the laws of India, and is 99% owned by Legato Holdings I, Inc. an Indiana corporation, and 1% owned by Legato Holdings II, LLC, an Indiana Limited Liability company.
0106	Legato Health Technologies Philippines, Inc. was incorporated under with the Republic of the Philippines, and is 100% owned by Legato Holdings I, Inc. an Indiana corporation.
0107	Highland Investor Holding LLC is a Limited Liability Company formed under the laws of Delaware, and is 98% owned by ATH Holding Company, LLC. an Indiana limited liability company, and Amerigroup Corporation holds the remaining 2% interest..
0108	Applied Pathways, LLC is a Limited Liability Company formed under the laws of Illinois, and is 53.52% owned by American Imaging Management, Inc. an Illinois limited liability company, and 46.48% owned by HEP AP Holdings, Inc., a Delaware corporation.
0109	Anthem Worker's Compensation, LLC is owned 75% by Anthem Blue Cross Life and Health Insurance Company and 25% by HealthLink, Inc.
0110	45% of WCIC is owned by Aurora Health Care, Inc. (non-affiliate) and 55% by Crossroads Acquisition Corp
0111	Massachusetts Behavioral Health Partnership is a General Partnership formed under the laws of Massachusetts, and is 50% owned by Beacon Health Options, Inc., a Virginia corporation, and 50% owned by OPTIONS Health Care, Inc., a Delaware corporation.
0112	Florida Health Partners, Inc. is 50% owned by Beacon Health Options, Inc. and 50% owned by Florida Behavioral Health, Inc. (non-affiliate)
0113	North Florida Behavioral Health Partners, Inc. is 50% owned by Beacon Health Options, Inc. and 50% owned by North Florida Behavioral Health Network, Inc. (non-affiliate)
0114	75% owned by an unaffiliated investor
0115	83.4% owned by unaffiliated investors
0116	5% owned by an unaffiliated investor
0117	TriaDD NY , LLC dba MyCompass (NY) is owned 25% by Alliance Care Management, LLC and 75% by non-affiliates.

SUPPLEMENTAL EXHIBITS AND SCHEDULES INTERROGATORIES

The following supplemental reports are required to be filed as part of your statement filing. However, in the event that your company does not transact the type of business for which the special report must be filed, your response of NO to the specific interrogatory will be accepted in lieu of filing a "NONE" report and a bar code will be printed below. If the supplement is required of your company but is not being filed for whatever reason enter SEE EXPLANATION and provide an explanation following the interrogatory questions.

		Response
1.	Will the Medicare Part D Coverage Supplement be filed with the state of domicile and the NAIC with this statement?	NO

Explanation:

1.

Bar Code:

1. Medicare Part D Coverage Supplement [Document Identifier 365]

OVERFLOW PAGE FOR WRITE-INS

Additional Write-ins for Assets Line 25

		Current Statement Date			4
		1 Assets	2 Nonadmitted Assets	3 Net Admitted Assets (Cols. 1 - 2)	Prior Year Net Admitted Assets
2504.	Premium Tax Recoverable	1,482,672		1,482,672	1,574,458
2505.	City Income Tax Recoverable	681,031		681,031	542,192
2506.	Miscellaneous Receivables	417,843	475	417,368	801,862
2507.	Stop Loss Receivables (NY Regulation 4321, 4322 & 4327)	194,103		194,103	194,103
2508.	Blue Card Program Receivables	212,006	85,513	126,493	116,361
2509.	State Income Tax Recoverable	96,252		96,252	0
2597.	Summary of remaining write-ins for Line 25 from overflow page	3,083,907	85,988	2,997,919	3,228,976

Additional Write-ins for Liabilities Line 23

		Current Period			Prior Year
		1 Covered	2 Uncovered	3 Total	4 Total
2304.	Miscellaneous Liability	138,065		138,065	261,456
2305.	Out of Area Program Payable			0	180,000
2397.	Summary of remaining write-ins for Line 23 from overflow page	138,065	0	138,065	441,456

SCHEDULE A - VERIFICATION

Real Estate

NONE

		1 Year to Date	2 Prior Year Ended December 31
1.	Book/adjusted carrying value, December 31 of prior year		
2.	Cost of acquired:		
	2.1 Actual cost at time of acquisition		
	2.2 Additional investment made after acquisition		
3.	Current year change in encumbrances		
4.	Total gain (loss) on disposals		
5.	Deduct amounts received on disposals		
6.	Total foreign exchange change in book/adjusted carrying value		
7.	Deduct current year's other than temporary impairment recognized		
8.	Deduct current year's depreciation		
9.	Book/adjusted carrying value at the end of current period (Lines 1+2+3+4-5+6-7-8)		
10.	Deduct total nonadmitted amounts		
11.	Statement value at end of current period (Line 9 minus Line 10)		

SCHEDULE B - VERIFICATION

Mortgage Loans

NONE

		1 Year to Date	2 Prior Year Ended December 31
1.	Book value/recorded investment excluding accrued interest, December 31 of prior year		
2.	Cost of acquired:		
	2.1 Actual cost at time of acquisition		
	2.2 Additional investment made after acquisition		
3.	Capitalized deferred interest and other		
4.	Accrual of discount		
5.	Unrealized valuation increase (decrease)		
6.	Total gain (loss) on disposals		
7.	Deduct amounts received on disposals		
8.	Deduct amortization of premium and mortgage interest points and commitment fees		
9.	Total foreign exchange change in book value/recorded investment excluding accrued interest		
10.	Deduct current year's other than temporary impairment recognized		
11.	Book value/recorded investment excluding accrued interest at end of current period (Lines 1+2+3+4+5+6-7-8+9-10)		
12.	Total valuation allowance		
13.	Subtotal (Line 11 plus Line 12)		
14.	Deduct total nonadmitted amounts		
15.	Statement value at end of current period (Line 13 minus Line 14)		

SCHEDULE BA - VERIFICATION

Other Long-Term Invested Assets

NONE

		1 Year to Date	2 Prior Year Ended December 31
1.	Book/adjusted carrying value, December 31 of prior year		
2.	Cost of acquired:		
	2.1 Actual cost at time of acquisition		
	2.2 Additional investment made after acquisition		
3.	Capitalized deferred interest and other		
4.	Accrual of discount		
5.	Unrealized valuation increase (decrease)		
6.	Total gain (loss) on disposals		
7.	Deduct amounts received on disposals		
8.	Deduct amortization of premium and depreciation		
9.	Total foreign exchange change in book/adjusted carrying value		
10.	Deduct current year's other than temporary impairment recognized		
11.	Book/adjusted carrying value at end of current period (Lines 1+2+3+4+5+6-7-8+9-10)		
12.	Deduct total nonadmitted amounts		
13.	Statement value at end of current period (Line 11 minus Line 12)		

SCHEDULE D - VERIFICATION

Bonds and Stocks

		1 Year to Date	2 Prior Year Ended December 31
1.	Book/adjusted carrying value of bonds and stocks, December 31 of prior year	311,064,048	313,107,531
2.	Cost of bonds and stocks acquired	20,805,626	93,190,892
3.	Accrual of discount	37,418	150,250
4.	Unrealized valuation increase (decrease)	127,708	(222,435)
5.	Total gain (loss) on disposals	200,083	3,134,657
6.	Deduct consideration for bonds and stocks disposed of	14,466,901	95,455,892
7.	Deduct amortization of premium	790,681	2,843,424
8.	Total foreign exchange change in book/adjusted carrying value		
9.	Deduct current year's other than temporary impairment recognized		
10.	Total investment income recognized as a result of prepayment penalties and/or acceleration fees		2,469
11.	Book/adjusted carrying value at end of current period (Lines 1+2+3+4+5-6-7+8-9+10)	316,977,301	311,064,048
12.	Deduct total nonadmitted amounts		
13.	Statement value at end of current period (Line 11 minus Line 12)	316,977,301	311,064,048

SCHEDULE D - PART 1B

Showing the Acquisitions, Dispositions and Non-Trading Activity
During the Current Quarter for all Bonds and Preferred Stock by NAIC Designation

NAIC Designation	1 Book/Adjusted Carrying Value Beginning of Current Quarter	2 Acquisitions During Current Quarter	3 Dispositions During Current Quarter	4 Non-Trading Activity During Current Quarter	5 Book/Adjusted Carrying Value End of First Quarter	6 Book/Adjusted Carrying Value End of Second Quarter	7 Book/Adjusted Carrying Value End of Third Quarter	8 Book/Adjusted Carrying Value December 31 Prior Year
BONDS								
1. NAIC 1 (a)	205,511,955	15,143,411	8,941,104	(1,415,902)	210,298,360	0	0	205,511,955
2. NAIC 2 (a)	96,939,744	5,662,215	5,308,293	2,288,091	99,581,757	0	0	96,939,744
3. NAIC 3 (a)	8,083,222	0	0	(1,500,127)	6,583,095	0	0	8,083,222
4. NAIC 4 (a)	0				0			
5. NAIC 5 (a)	529,127	0	17,422	2,384	514,089	0	0	529,127
6. NAIC 6 (a)	0				0			
7. Total Bonds	311,064,048	20,805,626	14,266,819	(625,554)	316,977,301	0	0	311,064,048
PREFERRED STOCK								
8. NAIC 1	0				0			
9. NAIC 2	0				0			
10. NAIC 3	0				0			
11. NAIC 4	0				0			
12. NAIC 5	0				0			
13. NAIC 6	0				0			
14. Total Preferred Stock	0	0	0	0	0	0	0	0
15. Total Bonds and Preferred Stock	311,064,048	20,805,626	14,266,819	(625,554)	316,977,301	0	0	311,064,048

(a) Book/Adjusted Carrying Value column for the end of the current reporting period includes the following amount of short-term and cash equivalent bonds by NAIC designation:

NAIC 1 $ ..... ; NAIC 2 $ ..... ; NAIC 3 $ ..... NAIC 4 $ ..... ; NAIC 5 $ ..... ; NAIC 6 $.....

Schedule DA - Part 1 - Short-Term Investments

N O N E

Schedule DA - Verification - Short-Term Investments

N O N E

Schedule DB - Part A - Verification - Options, Caps, Floors, Collars, Swaps and Forwards

N O N E

Schedule DB - Part B - Verification - Futures Contracts

N O N E

Schedule DB - Part C - Section 1 - Replication (Synthetic Asset) Transactions (RSATs) Open

N O N E

Schedule DB-Part C-Section 2-Reconciliation of Replication (Synthetic Asset) Transactions Open

N O N E

Schedule DB - Verification - Book/Adjusted Carrying Value, Fair Value and Potential Exposure of Derivatives

N O N E

SCHEDULE E - PART 2 - VERIFICATION

(Cash Equivalents)

		1 Year To Date	2 Prior Year Ended December 31
1.	Book/adjusted carrying value, December 31 of prior year	15,000,000	
2.	Cost of cash equivalents acquired	49,000,001	255,000,000
3.	Accrual of discount		
4.	Unrealized valuation increase (decrease)		
5.	Total gain (loss) on disposals		(19,992)
6.	Deduct consideration received on disposals	64,000,001	239,980,008
7.	Deduct amortization of premium		
8.	Total foreign exchange change in book/adjusted carrying value		
9.	Deduct current year's other than temporary impairment recognized		
10.	Book/adjusted carrying value at end of current period (Lines 1+2+3+4+5-6-7+8-9)	0	15,000,000
11.	Deduct total nonadmitted amounts		
12.	Statement value at end of current period (Line 10 minus Line 11)	0	15,000,000

Schedule A - Part 2 - Real Estate Acquired and Additions Made

N O N E

Schedule A - Part 3 - Real Estate Disposed

N O N E

Schedule B - Part 2 - Mortgage Loans Acquired and Additions Made

N O N E

Schedule B - Part 3 - Mortgage Loans Disposed, Transferred or Repaid

N O N E

Schedule BA - Part 2 - Other Long-Term Invested Assets Acquired and Additions Made

N O N E

Schedule BA - Part 3 - Other Long-Term Invested Assets Disposed, Transferred or Repaid

N O N E

SCHEDULE D - PART 3

Show All Long-Term Bonds and Stock Acquired During the Current Quarter

1 CUSIP Identification	2 Description	3 Foreign	4 Date Acquired	5 Name of Vendor	6 Number of Shares of Stock	7 Actual Cost	8 Par Value	9 Paid for Accrued Interest and Dividends	10 NAIC Designation, NAIC Designation Modifier and SVO Administrative Symbol
3136BD-2M-9	FANNIE MAE SERIES 2021-6 CLASS ML 3.500% 06/25/50		01/14/2021	First Tennessee Capital		518,794	480,000	1,307	1.A
3136BD-2T-4	FANNIE MAE SERIES 2021-6 CLASS MC 3.500% 06/25/50		01/06/2021	First Tennessee Capital		969,820	900,000	2,450	1.A
3137FF-BH-9	FREDDIE MAC SERIES 5073 CLASS DG 1.500% 08/25/38		03/11/2021	NOMURA SEC INTERNATIONAL INC		751,100	740,000	463	1.A
3137G0-EW-5	FREDDIE MAC STACR SERIES 15-DNA1 CLASS M3 3.409% 10/25/27		03/08/2021	Various		209,532	205,319	232	1.D
3137G0-GW-3	FREDDIE MAC STACR SERIES 15-DNA3 CLASS M3 4.809% 04/25/28		01/28/2021	Various		732,467	703,783	2,008	1.D
3140HJ-JS-1	FNMA POOL BK4772 4.000% 08/01/48		03/04/2021	Goldman Sachs & Co		489,565	454,221	353	1.A
646140-DR-1	NEW JERSEY ST TURNPIKE AUTH TU SERIES B 1.483% 01/01/28		01/22/2021	Salomon Bros		820,000	820,000	0	1.F FE
91412H-JV-6	UNIV OF CALIFORNIA CA REVENUES SERIES B1 2.247% 05/15/34		02/24/2021	Piper Jeffries & Co		3,450,000	3,450,000	0	1.C FE
3199999. Subtotal - Bonds - U.S. Special Revenues						7,941,278	7,753,323	6,813	XXX
05605N-AA-5	BX TRUST SERIES 2020-VIV2 CLASS C 144A 3.542% 03/09/44		01/25/2021	Carmona Motley & Co. Inc		438,940	410,000	1,049	1.G FE
05606F-AA-1	BX TRUST 2019 OC11 SERIES 2019-OC11 CLASS A 144A 3.202% 12/09/41		01/22/2021	Goldman Sachs & Co		121,864	110,000	245	1.D FM
05609B-AV-1	BX TRUST SERIES 2021 -LBA CALSS AV 144A 0.906% 02/15/36		02/03/2021	Bank of America		390,000	390,000	0	1.A FE
05609B-BD-0	BX TRUST SERIES 2021-LBA CLASS CV 144A 1.456% 02/15/36		02/03/2021	Bank of America		700,000	700,000	0	1.G FE
11135F-BH-3	BROADCOM INC SERIES 144A 2.450% 02/15/31		01/04/2021	RBC DOMINION SECURITIES		1,097,844	1,100,000	0	2.C FE
12530M-AE-5	CF HIPPOLYTA ISSUER LLC SERIES 2021-1A CLASS A1 144A 1.530% 03/15/61		03/10/2021	Goldman Sachs & Co		579,890	580,000	0	1.D FE
38141G-XR-0	GOLDMAN SACHS GROUP INC 1.992% 01/27/32		01/20/2021	Goldman Sachs & Co		450,000	450,000	0	1.F FE
46592F-AA-1	JP MORGAN CHASE COMMERCIAL SERIES 2021-2NU CLASS A 144A 1.974% 01/05/40		01/13/2021	J P Morgan		721,000	700,000	1,075	1.A FE
46592F-AG-8	JP MORGAN CHASE COMMERCIAL SERIES 2021-2NU CLASS C 144A 2.146% 01/05/40		01/13/2021	J P Morgan		531,542	525,000	848	1.G FE
46649X-AG-2	JP MORGAN CHASE COMMERCIAL SERIES 2018-AON CLASS B 144A 4.379% 07/05/31		01/06/2021	Bank of America		368,584	345,000	294	1.D FE
46652W-AA-1	JP MORGAN CHASE COMMERCIAL SERIES 2021-410T CLASS A 144A 2.287% 03/05/42		03/29/2021	J P Morgan		682,194	665,000	660	1.A FE
63941X-AA-5	NAVIENT STUDENT LOAN TRUST SERIES 2020-FA CLASS A 144A 1.220% 07/15/69		01/26/2021	Deutsche Bank		206,731	204,431	90	1.A FE
63942B-AB-0	NAVIENT STUDENT LOAN TRUST SERIES 2021-A CLASS B 144A 2.240% 05/15/69		01/19/2021	Barclays		444,810	445,000	0	1.C FE
74333D-AC-8	PROGRESS RESIDENTIAL TRUST SERIES 2021-SFR2 CLASS B 144A 1.796% 04/19/38		03/23/2021	RBC DOMINION SECURITIES		499,977	500,000	0	1.D Z
817826-AE-0	7 ELEVEN INC SERIES 144A 1.800% 02/10/31		01/27/2021	Carmona Motley & Co. Inc		849,533	850,000	0	2.B FE
830867-AB-3	DELTA AIR LINES SKYMILES SERIES 144A 4.750% 10/20/28		02/02/2021	J P Morgan		946,688	850,000	1,570	2.B FE
90931G-AA-7	UNITED AIR 2020 1 A PTT SERIES 20-1 5.875% 04/15/29		03/23/2021	Various		1,066,601	961,188	4,036	1.G FE
200447-AH-3	COMISION FEDERAL DE ELEC SERIES 144A 3.348% 02/09/31	D	02/02/2021	Salomon Bros		1,440,000	1,440,000	0	2.B FE
78392B-AB-3	SK HYNIX INC SERIES 144A 1.500% 01/19/26	D	01/13/2021	Salomon Bros		1,328,151	1,330,000	0	2.C FE
3899999. Subtotal - Bonds - Industrial and Miscellaneous (Unaffiliated)						12,864,349	12,555,619	9,867	XXX
8399997. Total - Bonds - Part 3						20,805,627	20,308,942	16,680	XXX
8399998. Total - Bonds - Part 5						XXX	XXX	XXX	XXX
8399999. Total - Bonds						20,805,627	20,308,942	16,680	XXX
8999997. Total - Preferred Stocks - Part 3						0	XXX	0	XXX
8999998. Total - Preferred Stocks - Part 5						XXX	XXX	XXX	XXX
8999999. Total - Preferred Stocks						0	XXX	0	XXX
9799997. Total - Common Stocks - Part 3						0	XXX	0	XXX
9799998. Total - Common Stocks - Part 5						XXX	XXX	XXX	XXX
9799999. Total - Common Stocks						0	XXX	0	XXX
9899999. Total - Preferred and Common Stocks						0	XXX	0	XXX
9999999 - Totals						20,805,627	XXX	16,680	XXX

SCHEDULE D - PART 4

Show All Long-Term Bonds and Stock Sold, Redeemed or Otherwise Disposed of During the Current Quarter

1	2	3	4	5	6	7	8	9	10	Change In Book/Adjusted Carrying Value					16	17	18	19	20	21	22
										11	12	13	14	15							
CUSIP Ident-ification	Description	For-eign	Disposal Date	Name of Purchaser	Number of Shares of Stock	Consid-eration	Par Value	Actual Cost	Prior Year Book/ Adjusted Carrying Value	Unrealized Valuation Increase/ (Decrease)	Current Year's (Amor-tization)/ Accretion	Current Year's Other Than Temporary Impairment Recog-nized	Total Change in Book/ Adjusted Carrying Value (11 + 12 - 13)	Total Foreign Exchange Change in Book /Adjusted Carrying Value	Book/ Adjusted Carrying Value at Disposal Date	Foreign Exchange Gain (Loss) on Disposal	Realized Gain (Loss) on Disposal	Total Gain (Loss) on Disposal	Bond Interest/ Stock Dividends Received During Year	Stated Con-tractual Maturity Date	NAIC Desig-nation, NAIC Desig-nation Modifier and SVO Admini-strative Symbol
196479-5U-9	COLORADO ST HSG & FIN AUTH SERIES H 4.250% 11/01/49		03/01/2021	Call 100.0000		35,000	35,000	38,392	37,924	0	(40)	0	(40)	0	37,884	0	(2,884)	(2,884)	425	11/01/2049	1.E FE
3133KJ-TX-0	FHLMC POOL RA3266 2.000% 08/01/50		03/01/2021	Paydown		33,442	33,442	34,558	34,544	0	(1,101)	0	(1,101)	0	33,442	0	0	0	147	08/01/2050	1.A
3136B6-HH-9	FANNIE MAE SERIES 2019-58 CLASS LP 3.000% 10/25/49		03/01/2021	Paydown		69,994	69,994	71,912	71,016	0	(1,022)	0	(1,022)	0	69,994	0	0	0	356	10/25/2049	1.A
3137FN-BV-1	FREDDIE MAC SERIES 4908 CLASS BD 3.000% 04/25/49		03/01/2021	Paydown		99,295	99,295	102,489	100,298	0	(1,003)	0	(1,003)	0	99,295	0	0	0	534	04/25/2049	1.A
3137FP-LK-9	FREDDIE MAC SERIES 4926 CLASS BP 3.000% 10/25/49		03/10/2021	ROBERT W. BAIRD CO.INCO		1,033,692	981,110	1,020,906	1,007,880	0	(4,266)	0	(4,266)	0	1,003,614	0	30,077	30,077	8,258	10/25/2049	1.A
3137FP-LK-9	FREDDIE MAC SERIES 4926 CLASS BP 3.000% 10/25/49		03/01/2021	Paydown		43,890	43,890	45,670	45,087	0	(1,198)	0	(1,198)	0	43,890	0	0	0	329	10/25/2049	1.A
3137G0-EW-5	FREDDIE MAC STACR SERIES 15-DNA1 CLASS M3 3.409% 10/25/27		03/25/2021	Paydown		233,359	233,359	236,104	215,285	0	(2,458)	0	(2,458)	0	233,359	0	0	0	1,219	10/25/2027	1.D
3137G0-GW-3	FREDDIE MAC STACR SERIES 15-DNA3 CLASS M3 4.809% 04/25/28		03/25/2021	Paydown		6,882	6,882	7,162	0	0	(280)	0	(280)	0	6,882	0	0	0	51	04/25/2028	1.D
31385X-LY-1	FNMA POOL 555743 5.000% 09/01/33		03/01/2021	Paydown		24,456	24,456	26,256	26,115	0	(1,659)	0	(1,659)	0	24,456	0	0	0	198	09/01/2033	1.A
3140FX-FR-8	FNMA POOL BF0175 2.500% 01/01/57		03/01/2021	Paydown		45,614	45,614	43,635	43,688	0	1,926	0	1,926	0	45,614	0	0	0	193	01/01/2057	1.A
3140FX-GT-3	FNMA POOL BF0209 3.500% 02/01/42		03/01/2021	Paydown		31,452	31,452	31,815	31,801	0	(349)	0	(349)	0	31,452	0	0	0	180	02/01/2042	1.A
3140J8-4A-8	FNMA POOL BM4416 5.000% 10/01/41		03/01/2021	Paydown		19,002	19,002	20,294	20,254	0	(1,251)	0	(1,251)	0	19,002	0	0	0	153	10/01/2041	1.A
31400A-HP-8	FNMA POOL CA2937 4.000% 01/01/49		03/04/2021	Morgan Stanley		494,120	453,191	466,574	466,165	0	461	0	461	0	466,626	0	27,494	27,494	4,884	01/01/2049	1.A
31400A-HP-8	FNMA POOL CA2937 4.000% 01/01/49		03/01/2021	Paydown		63,848	63,848	65,733	65,676	0	(1,828)	0	(1,828)	0	63,848	0	0	0	391	01/01/2049	1.A
54466H-JN-7	LOS ANGELES CNTY CA MET TRANSP SERIES A 5.000% 06/01/35		01/29/2021	Morgan Stanley		781,120	575,000	783,271	776,275	0	(1,752)	0	(1,752)	0	774,523	0	6,597	6,597	4,872	06/01/2035	1.C FE
75524L-BF-8	RD 17 CA LEVEE AREA PUBLIC FIN 5.000% 09/01/28		03/30/2021	Carmona Motley & Co. Inc		298,349	245,000	274,971	263,723	0	(750)	0	(750)	0	262,973	0	35,376	35,376	7,146	09/01/2028	2.B FE
3199999. Subtotal - Bonds - U.S. Special Revenues						3,313,515	2,960,535	3,269,742	3,205,731	0	(16,570)	0	(16,570)	0	3,216,854	0	96,660	96,660	29,336	XXX	XXX
00138C-AH-1	AIG GLOBAL FUNDING SERIES 144A 0.692% 06/25/21		02/03/2021	RBC DOMINION SECURITIES		1,903,340	1,900,000	1,900,000	1,900,000	0	0	0	0	0	1,900,000	0	3,340	3,340	1,426	06/25/2021	1.F FE
0258M0-EB-1	AMERICAN EXPRESS CREDIT SERIES MTN 2.250% 05/05/21		02/03/2021	Carmona Motley & Co. Inc		1,555,193	1,550,000	1,549,055	1,549,932	0	19	0	19	0	1,549,950	0	5,242	5,242	8,719	05/05/2021	1.G FE
05329W-AL-6	AUTONATION INC 3.350% 01/15/21		01/15/2021	Maturity		1,750,000	1,750,000	1,773,763	1,750,000	0	0	0	0	0	1,750,000	0	0	0	29,313	01/15/2021	2.C FE
05950B-AG-9	BANC OF AMERICA ALT LN TR SERIES 2006-5 CLASS CB7 6.000% 06/25/46		03/01/2021	Paydown		17,422	23,730	14,618	23,096	635	(6,308)	0	(5,673)	0	17,422	0	0	0	286	06/25/2046	5.B FM
110122-DC-9	BRISTOL MYERS SQUIBB CO SERIES WI 3.875% 08/15/25		02/18/2021	Corporate Action		597,152	528,000	563,157	559,982	0	(1,001)	0	(1,001)	0	558,982	0	38,170	38,170	10,685	08/15/2025	1.F FE
12592L-BH-4	COMM MORTGAGE TRUST SERIES 2014-CR20 CLASS A3 3.153% 11/10/47		03/01/2021	Paydown		59,550	59,550	63,655	63,647	0	(4,097)	0	(4,097)	0	59,550	0	0	0	487	11/10/2047	1.D FM
12634M-AB-6	CNOOC FINANCE 2015 US 3.500% 05/05/25		01/06/2021	Carmona Motley & Co. Inc		867,769	810,000	839,017	825,438	0	(65)	0	(65)	0	825,373	0	42,396	42,396	4,961	05/05/2025	1.E FE
126650-BP-4	CVS/CAREMARK CORP 6.036% 12/10/28		03/10/2021	Redemption 100.0000		8,385	8,385	9,377	9,052	0	(9)	0	(9)	0	9,044	0	(659)	(659)	85	12/10/2028	2.B
16163C-AH-5	CHASE MORTGAGE FINANCE CORP SERIES 2006-A1 CLASS 2A3 3.266% 09/25/36		03/01/2021	Paydown		29,578	31,454	15,236	20,753	0	8,825	0	8,825	0	29,578	0	0	0	174	09/25/2036	1.D FM
233851-DK-7	DAIMLER FINANCE NA LLC SERIES 144A 0.742% 05/04/21		02/03/2021	RBC DOMINION SECURITIES		400,455	400,000	400,000	400,000	0	0	0	0	0	400,000	0	455	455	795	05/04/2021	2.A FE
24736X-AA-6	DELTA AIR LINES SERIES 15-1 3.625% 01/30/29		01/30/2021	Redemption 100.0000		18,299	18,299	18,299	18,299	0	0	0	0	0	18,299	0	0	0	332	07/30/2027	1.F FE
36250G-AN-5	GS MORTGAGE SECURITIES TRUST SERIES 2015-GC30 CLASS A3 3.119% 05/10/50		01/01/2021	Paydown		8,064	8,064	8,483	8,387	0	(323)	0	(323)	0	8,064	0	0	0	21	05/10/2050	1.D FM
42806D-AU-3	HERTZ VEHICLE FINANCING LLC SERIES 16-2A CLASS A 144A 2.950% 03/25/22		03/25/2021	Paydown		108,759	108,759	108,734	108,758	0	1	0	1	0	108,759	0	0	0	555	03/25/2022	1.F FE
571903-AN-3	MARRIOTT INTERNATIONAL 2.875% 03/01/21		03/01/2021	Maturity		1,275,000	1,275,000	1,271,962	1,274,900	0	100	0	100	0	1,275,000	0	0	0	18,328	03/01/2021	2.C FE
63941X-AA-5	NAVIENT STUDENT LOAN TRUST SERIES 2020-FA CLASS A 144A 1.220% 07/15/69		03/15/2021	Paydown		23,068	23,068	23,328	0	0	(260)	0	(260)	0	23,068	0	0	0	36	07/15/2069	1.A FE

SCHEDULE D - PART 4

Show All Long-Term Bonds and Stock Sold, Redeemed or Otherwise Disposed of During the Current Quarter

1	2	3	4	5	6	7	8	9	10	Change In Book/Adjusted Carrying Value					16	17	18	19	20	21	22
										11	12	13	14	15							
CUSIP Ident-ification	Description	For-eign	Disposal Date	Name of Purchaser	Number of Shares of Stock	Consid-eration	Par Value	Actual Cost	Prior Year Book/ Adjusted Carrying Value	Unrealized Valuation Increase/ (Decrease)	Current Year's (Amor-tization)/ Accretion	Current Year's Other Than Temporary Impairment Recog-nized	Total Change in Book/ Adjusted Carrying Value (11 + 12 - 13)	Total Foreign Exchange Change in Book /Adjusted Carrying Value	Book/ Adjusted Carrying Value at Disposal Date	Foreign Exchange Gain (Loss) on Disposal	Realized Gain (Loss) on Disposal	Total Gain (Loss) on Disposal	Bond Interest/ Stock Dividends Received During Year	Stated Con-tractual Maturity Date	NAIC Desig-nation, NAIC Desig-nation Modifier and SVO Admini-strative Symbol
826525-AA-5	SIERRA RECEIVABLES FUNDING CO SERIES 2020-2A CLASS A 144A 1.330% 07/20/37		03/20/2021	Paydown		28,146	28,146	28,140	28,140	0	5	0	5	0	28,146	0	0	0	61	07/20/2037	1.A FE
82652N-AA-6	SIERRA RECEIVABLES FUNDING CO SERIES 2019-3A CLASS A 144A 2.340% 08/20/36		03/20/2021	Paydown		27,898	27,898	27,936	27,935	0	(37)	0	(37)	0	27,898	0	0	0	105	08/20/2036	1.A FE
85208N-AA-8	SPRINT SPECTRUM SPEC I SERIES A-1 3.360% 09/20/21		03/20/2021	Redemption 100.0000		51,250	51,250	51,601	51,303	0	(27)	0	(27)	0	51,276	0	(26)	(26)	431	09/20/2021	2.A FE
855244-AJ-8	STARBUCKS CORP 2.100% 02/04/21		02/04/2021	Maturity		1,250,000	1,250,000	1,249,288	1,249,986	0	14	0	14	0	1,250,000	0	0	0	13,125	02/04/2021	2.A FE
98956P-AP-7	ZIMMER BIOMET HOLDINGS 1.010% 03/19/21		02/08/2021	Call 100.0000		310,000	310,000	310,342	310,000	0	0	0	0	0	310,000	0	0	0	473	03/19/2021	2.B FE
06739G-CR-8	BARCLAYS BANK PLC 1.700% 05/12/22	D	02/03/2021	Barclays		864,059	850,000	849,303	849,522	0	33	0	33	0	849,555	0	14,504	14,504	3,332	05/12/2022	1.E FE
3899999. Subtotal - Bonds - Industrial and Miscellaneous (Unaffiliated)						11,153,387	11,011,603	11,075,294	11,029,130	635	(3,130)	0	(2,495)	0	11,049,964	0	103,422	103,422	93,730	XXX	XXX
8399997. Total - Bonds - Part 4						14,466,902	13,972,138	14,345,036	14,234,861	635	(19,700)	0	(19,065)	0	14,266,818	0	200,082	200,082	123,066	XXX	XXX
8399998. Total - Bonds - Part 5						XXX	XXX	XXX	XXX	XXX	XXX	XXX	XXX	XXX	XXX	XXX	XXX	XXX	XXX	XXX	XXX
8399999. Total - Bonds						14,466,902	13,972,138	14,345,036	14,234,861	635	(19,700)	0	(19,065)	0	14,266,818	0	200,082	200,082	123,066	XXX	XXX
8999997. Total - Preferred Stocks - Part 4						0	XXX	0	0	0	0	0	0	0	0	0	0	0	0	XXX	XXX
8999998. Total - Preferred Stocks - Part 5						XXX	XXX	XXX	XXX	XXX	XXX	XXX	XXX	XXX	XXX	XXX	XXX	XXX	XXX	XXX	XXX
8999999. Total - Preferred Stocks						0	XXX	0	0	0	0	0	0	0	0	0	0	0	0	XXX	XXX
9799997. Total - Common Stocks - Part 4						0	XXX	0	0	0	0	0	0	0	0	0	0	0	0	XXX	XXX
9799998. Total - Common Stocks - Part 5						XXX	XXX	XXX	XXX	XXX	XXX	XXX	XXX	XXX	XXX	XXX	XXX	XXX	XXX	XXX	XXX
9799999. Total - Common Stocks						0	XXX	0	0	0	0	0	0	0	0	0	0	0	0	XXX	XXX
9899999. Total - Preferred and Common Stocks						0	XXX	0	0	0	0	0	0	0	0	0	0	0	0	XXX	XXX
9999999 - Totals						14,466,902	XXX	14,345,036	14,234,861	635	(19,700)	0	(19,065)	0	14,266,818	0	200,082	200,082	123,066	XXX	XXX

Schedule DB - Part A - Section 1 - Options, Caps, Floors, Collars, Swaps and Forwards Open

N O N E

Schedule DB - Part B - Section 1 - Futures Contracts Open

N O N E

Schedule DB - Part B - Section 1B - Brokers with whom cash deposits have been made

N O N E

Schedule DB - Part D - Section 1 - Counterparty Exposure for Derivative Instruments Open

N O N E

Schedule DB - Part D-Section 2 - Collateral for Derivative Instruments Open - Pledged By

N O N E

Schedule DB - Part D-Section 2 - Collateral for Derivative Instruments Open - Pledged To

N O N E

Schedule DB - Part E - Derivatives Hedging Variable Annuity Guarantees

N O N E

SCHEDULE DL - PART 1
SECURITIES LENDING COLLATERAL ASSETS

Reinvested Collateral Assets Owned Current Statement Date
(Securities lending collateral assets reported in aggregate on Line 10 of the Assets page and not included on Schedules A, B, BA, D, DB and E)

1 CUSIP Identification	2 Description	3 Code	4 NAIC Designation, NAIC Designation Modifier and SVO Administrative Symbol	5 Fair Value	6 Book/Adjusted Carrying Value	7 Maturity Date
912810-FS-2	UNITED STATES OF AMERICA BOND FIXED 2% 15/JAN/2026 USD 100		1.A	5,977	5,977	01/15/2026
912810-QK-7	UNITED STATES OF AMERICA BOND FIXED 3.875% 15/AUG/2040 USD 100		1.A	37,797	37,797	08/15/2040
912810-RF-7	UNITED STATES OF AMERICA BOND FIXED 1.375% 15/FEB/2044 USD 100		1.A	8,459	8,459	02/15/2044
912810-RL-4	UNITED STATES OF AMERICA BOND FIXED .75% 15/FEB/2045 USD 100		1.A	7,380	7,380	02/15/2045
912810-RN-0	UNITED STATES OF AMERICA BOND FIXED 2.875% 15/AUG/2045 USD 100		1.A	2,546	2,546	08/15/2045
912810-SF-6	UNITED STATES OF AMERICA BOND FIXED 3% 15/FEB/2049 USD 100		1.A	12,792	12,792	02/15/2049
912810-SL-3	UNITED STATES OF AMERICA BOND FIXED 2% 15/FEB/2050 USD 100		1.A	12,718	12,718	02/15/2050
912828-2A-7	UNITED STATES OF AMERICA NOTES FIXED 1.5% 15/AUG/2026 USD 100		1.A	13,741	13,741	08/15/2026
912828-2D-1	UNITED STATES OF AMERICA NOTES FIXED 1.375% 31/AUG/2023 USD 100		1.A	7,868	7,868	08/31/2023
912828-2P-4	UNITED STATES OF AMERICA NOTES FIXED 1.875% 31/JUL/2022 USD 100		1.A	13,712	13,712	07/31/2022
912828-2R-0	UNITED STATES OF AMERICA NOTES FIXED 2.25% 15/AUG/2027 USD 100		1.A	11,486	11,486	08/15/2027
912828-2Y-5	UNITED STATES OF AMERICA NOTES FIXED 2.125% 30/SEP/2024 USD 100		1.A	12,281	12,281	09/30/2024
912828-3D-0	UNITED STATES OF AMERICA NOTES FIXED 2.25% 31/OCT/2024 USD 100		1.A	5,323	5,323	10/31/2024
912828-3F-5	UNITED STATES OF AMERICA NOTES FIXED 2.25% 15/NOV/2027 USD 100		1.A	7,131	7,131	11/15/2027
912828-3J-7	UNITED STATES OF AMERICA NOTES FIXED 2.125% 30/NOV/2024 USD 100		1.A	4,762	4,762	11/30/2024
912828-3P-3	UNITED STATES OF AMERICA NOTES FIXED 2.25% 31/DEC/2024 USD 100		1.A	73,118	73,118	12/31/2024
912828-3R-9	UNITED STATES OF AMERICA NOTES FIXED .5% 15/JAN/2028 USD 100		1.A	21,183	21,183	01/15/2028
912828-4F-4	UNITED STATES OF AMERICA NOTES FIXED 2.625% 31/MAR/2025 USD 100		1.A	33,782	33,782	03/31/2025
912828-4H-0	UNITED STATES OF AMERICA NOTES FIXED .625% 15/APR/2023 USD 100		1.A	100,500	100,500	04/15/2023
912828-4M-9	UNITED STATES OF AMERICA NOTES FIXED 2.875% 30/APR/2025 USD 100		1.A	1,783	1,783	04/30/2025
912828-4Z-0	UNITED STATES OF AMERICA NOTES FIXED 2.75% 31/AUG/2025 USD 100		1.A	33,187	33,187	08/31/2025
912828-5C-0	UNITED STATES OF AMERICA NOTES FIXED 3% 30/SEP/2025 USD 100		1.A	14,701	14,701	09/30/2025
912828-5M-8	UNITED STATES OF AMERICA NOTES FIXED 3.125% 15/NOV/2028 USD 100		1.A	333	333	11/15/2028
912828-5N-6	UNITED STATES OF AMERICA NOTES FIXED 2.875% 30/NOV/2025 USD 100		1.A	11,266	11,266	11/30/2025
912828-5U-0	UNITED STATES OF AMERICA NOTES FIXED 2.625% 31/DEC/2023 USD 100		1.A	13,624	13,624	12/31/2023
912828-6A-3	UNITED STATES OF AMERICA NOTES FIXED 2.625% 31/JAN/2026 USD 100		1.A	22,607	22,607	01/31/2026
912828-6B-1	UNITED STATES OF AMERICA NOTES FIXED 2.625% 15/FEB/2029 USD 100		1.A	7,347	7,347	02/15/2029
912828-6F-2	UNITED STATES OF AMERICA NOTES FIXED 2.5% 28/FEB/2026 USD 100		1.A	764	764	02/28/2026
912828-6L-9	UNITED STATES OF AMERICA NOTES FIXED 2.25% 31/MAR/2026 USD 100		1.A	652	652	03/31/2026
912828-6N-5	UNITED STATES OF AMERICA NOTES FIXED .5% 15/APR/2024 USD 100		1.A	5,483	5,483	04/15/2024
912828-6S-4	UNITED STATES OF AMERICA NOTES FIXED 2.375% 30/APR/2026 USD 100		1.A	9,924	9,924	04/30/2026
912828-6T-2	UNITED STATES OF AMERICA NOTES FIXED 2.375% 15/MAY/2029 USD 100		1.A	6,274	6,274	05/15/2029
912828-7D-6	UNITED STATES OF AMERICA NOTES FIXED .25% 15/JUL/2029 USD 100		1.A	2,865	2,865	07/15/2029
912828-B2-5	UNITED STATES OF AMERICA NOTES FIXED .625% 15/JAN/2024 USD 100		1.A	1,396	1,396	01/15/2024
912828-B6-6	UNITED STATES OF AMERICA NOTES FIXED 2.75% 15/FEB/2024 USD 100		1.A	113,314	113,314	02/15/2024
912828-D5-6	UNITED STATES OF AMERICA NOTES FIXED 2.375% 15/AUG/2024 USD 100		1.A	1,002	1,002	08/15/2024
912828-G3-8	UNITED STATES OF AMERICA NOTES FIXED 2.25% 15/NOV/2024 USD 100		1.A	80,455	80,455	11/15/2024
912828-L2-4	UNITED STATES OF AMERICA NOTES FIXED 1.875% 31/AUG/2022 USD 100		1.A	361	361	08/31/2022
912828-M5-6	UNITED STATES OF AMERICA NOTES FIXED 2.25% 15/NOV/2025 USD 100		1.A	28,216	28,216	11/15/2025
912828-N3-0	UNITED STATES OF AMERICA NOTES FIXED 2.125% 31/DEC/2022 USD 100		1.A	10,932	10,932	12/31/2022
912828-N7-1	UNITED STATES OF AMERICA NOTES FIXED .625% 15/JAN/2026 USD 100		1.A	11,716	11,716	01/15/2026
912828-Q2-9	UNITED STATES OF AMERICA NOTES FIXED 1.5% 31/MAR/2023 USD 100		1.A	1,806	1,806	03/31/2023
912828-R3-6	UNITED STATES OF AMERICA NOTES FIXED 1.625% 15/MAY/2026 USD 100		1.A	12,972	12,972	05/15/2026
912828-R6-9	UNITED STATES OF AMERICA NOTES FIXED 1.625% 31/MAY/2023 USD 100		1.A	37,992	37,992	05/31/2023
912828-SV-3	UNITED STATES OF AMERICA NOTES FIXED 1.75% 15/MAY/2022 USD 100		1.A	1,568	1,568	05/15/2022
912828-TE-0	UNITED STATES OF AMERICA NOTES FIXED .125% 15/JUL/2022 USD 100		1.A	37,155	37,155	07/15/2022
912828-TJ-9	UNITED STATES OF AMERICA NOTES FIXED 1.625% 15/AUG/2022 USD 100		1.A	19,552	19,552	08/15/2022
912828-TY-6	UNITED STATES OF AMERICA NOTES FIXED 1.625% 15/NOV/2022 USD 100		1.A	32,495	32,495	11/15/2022
912828-U2-4	UNITED STATES OF AMERICA NOTES FIXED 2% 15/NOV/2026 USD 100		1.A	16,781	16,781	11/15/2026
912828-UH-1	UNITED STATES OF AMERICA NOTES FIXED .125% 15/JAN/2023 USD 100		1.A	63,836	63,836	01/15/2023
912828-UN-8	UNITED STATES OF AMERICA NOTES FIXED 2% 15/FEB/2023 USD 100		1.A	17,209	17,209	02/15/2023
912828-V4-9	UNITED STATES OF AMERICA NOTES FIXED .375% 15/JAN/2027 USD 100		1.A	21,289	21,289	01/15/2027
912828-V8-0	UNITED STATES OF AMERICA NOTES FIXED 2.25% 31/JAN/2024 USD 100		1.A	3,986	3,986	01/31/2024
912828-V9-8	UNITED STATES OF AMERICA NOTES FIXED 2.25% 15/FEB/2027 USD 100		1.A	20,991	20,991	02/15/2027
912828-VB-3	UNITED STATES OF AMERICA NOTES FIXED 1.75% 15/MAY/2023 USD 100		1.A	23,844	23,844	05/15/2023
912828-VS-6	UNITED STATES OF AMERICA NOTES FIXED 2.5% 15/AUG/2023 USD 100		1.A	1,320	1,320	08/15/2023
912828-W8-9	UNITED STATES OF AMERICA NOTES FIXED 1.875% 31/MAR/2022 USD 100		1.A	36,461	36,461	03/31/2022
912828-WJ-5	UNITED STATES OF AMERICA NOTES FIXED 2.5% 15/MAY/2024 USD 100		1.A	946	946	05/15/2024
912828-WU-0	UNITED STATES OF AMERICA NOTES FIXED .125% 15/JUL/2024 USD 100		1.A	7,723	7,723	07/15/2024
912828-X3-9	UNITED STATES OF AMERICA NOTES FIXED .125% 15/APR/2022 USD 100		1.A	43,136	43,136	04/15/2022
912828-X4-7	UNITED STATES OF AMERICA NOTES FIXED 1.875% 30/APR/2022 USD 100		1.A	8,426	8,426	04/30/2022
912828-X8-8	UNITED STATES OF AMERICA NOTES FIXED 2.375% 15/MAY/2027 USD 100		1.A	5,154	5,154	05/15/2027
912828-XB-1	UNITED STATES OF AMERICA NOTES FIXED 2.125% 15/MAY/2025 USD 100		1.A	9,954	9,954	05/15/2025
912828-XL-9	UNITED STATES OF AMERICA NOTES FIXED .375% 15/JUL/2025 USD 100		1.A	2,371	2,371	07/15/2025
912828-XR-6	UNITED STATES OF AMERICA NOTES FIXED 1.75% 31/MAY/2022 USD 100		1.A	10,248	10,248	05/31/2022
912828-XW-5	UNITED STATES OF AMERICA NOTES FIXED 1.75% 30/JUN/2022 USD 100		1.A	47,026	47,026	06/30/2022
912828-Y6-1	UNITED STATES OF AMERICA NOTES FIXED 2.75% 31/JUL/2023 USD 100		1.A	8,845	8,845	07/31/2023
912828-Y9-5	UNITED STATES OF AMERICA NOTES FIXED 1.875% 31/JUL/2026 USD 100		1.A	1,599	1,599	07/31/2026
912828-YE-4	UNITED STATES OF AMERICA NOTES FIXED 1.25% 31/AUG/2024 USD 100		1.A	4,634	4,634	08/31/2024
912828-YL-8	UNITED STATES OF AMERICA NOTES FIXED .125% 15/OCT/2024 USD 100		1.A	2,897	2,897	10/15/2024
912828-YM-6	UNITED STATES OF AMERICA NOTES FIXED 1.5% 31/OCT/2024 USD 100		1.A	4,756	4,756	10/31/2024
912828-YU-8	UNITED STATES OF AMERICA NOTES FIXED 1.625% 30/NOV/2026 USD 100		1.A	6,330	6,330	11/30/2026
912828-Z5-2	UNITED STATES OF AMERICA NOTES FIXED 1.375% 31/JAN/2025 USD 100		1.A	6,114	6,114	01/31/2025
912828-ZJ-2	UNITED STATES OF AMERICA NOTES FIXED .125% 15/APR/2025 USD 100		1.A	97,333	97,333	04/15/2025
912828-ZM-5	UNITED STATES OF AMERICA NOTES FIXED .125% 30/APR/2022 USD 100		1.A	3,826	3,826	04/30/2022
912828-ZN-3	UNITED STATES OF AMERICA NOTES FIXED .5% 30/APR/2027 USD 100		1.A	16,528	16,528	04/30/2027
912828-ZQ-6	UNITED STATES OF AMERICA NOTES FIXED .625% 15/MAY/2030 USD 100		1.A	4,887	4,887	05/15/2030
912828-ZS-2	UNITED STATES OF AMERICA NOTES FIXED .5% 31/MAY/2027 USD 100		1.A	14,107	14,107	05/31/2027
912828-ZV-5	UNITED STATES OF AMERICA NOTES FIXED .5% 30/JUN/2027 USD 100		1.A	8,446	8,446	06/30/2027
91282C-AU-5	UNITED STATES OF AMERICA NOTES FIXED .5% 31/OCT/2027 USD 100		1.A	27,242	27,242	10/31/2027
0199999. Subtotal - Bonds - U.S. Governments - Issuer Obligations				1,462,543	1,462,543	XXX
0599999. Total - U.S. Government Bonds				1,462,543	1,462,543	XXX
1099999. Total - All Other Government Bonds				0	0	XXX
1799999. Total - U.S. States, Territories and Possessions Bonds				0	0	XXX
2499999. Total - U.S. Political Subdivisions Bonds				0	0	XXX
3199999. Total - U.S. Special Revenues Bonds				0	0	XXX
000000-00-0	BANK OF NOVA SCOTIA HOUSTON		1.C	38,833	38,831	07/21/2021
000000-00-0	NORDEA BANK ABP, NEW YORK BRANCH		1.D	85,456	85,424	10/07/2021
000000-00-0	ROYAL BANK OF CANADA		1.C	194,262	194,155	12/02/2021
000000-00-0	TORONTO DOMINION NY		1.B	77,690	77,662	07/02/2021
000000-00-0	TORONTO DOMINION NY		1.B	38,828	38,831	10/08/2021
3299999. Subtotal - Bonds - Industrial and Miscellaneous (Unaffiliated) - Issuer Obligations				435,069	434,903	XXX
3899999. Total - Industrial and Miscellaneous (Unaffiliated) Bonds				435,069	434,903	XXX
4899999. Total - Hybrid Securities				0	0	XXX
5599999. Total - Parent, Subsidiaries and Affiliates Bonds				0	0	XXX
5999999. Subtotal - SVO Identified Funds				0	0	XXX
6299999. Subtotal - Unaffiliated Bank Loans				0	0	XXX
6399999. Total - Issuer Obligations				1,897,612	1,897,446	XXX
6499999. Total - Residential Mortgage-Backed Securities				0	0	XXX
6599999. Total - Commercial Mortgage-Backed Securities				0	0	XXX
6699999. Total - Other Loan-Backed and Structured Securities				0	0	XXX
6799999. Total - SVO Identified Funds				0	0	XXX
6899999. Total - Affiliated Bank Loans				0	0	XXX
6999999. Total - Unaffiliated Bank Loans				0	0	XXX
7099999. Total Bonds				1,897,612	1,897,446	XXX
7399999. Total - Preferred Stocks (Schedule D, Part 2, Section 1 type)				0	0	XXX
7999999. Total - Common Stocks (Schedule D, Part 2, Section 2 type)				0	0	XXX
8099999. Total - Preferred and Common Stocks				0	0	XXX

SCHEDULE DL - PART 1
SECURITIES LENDING COLLATERAL ASSETS

Reinvested Collateral Assets Owned Current Statement Date
(Securities lending collateral assets reported in aggregate on Line 10 of the Assets page and not included on Schedules A, B, BA, D, DB and E)

1 CUSIP Identification	2 Description	3 Code	4 NAIC Designation, NAIC Designation Modifier and SVO Administrative Symbol	5 Fair Value	6 Book/Adjusted Carrying Value	7 Maturity Date
000000-00-0	BOFA SECURITIES, INC		1.E	194,155	194,155	04/20/2021
000000-00-0	MORGAN STANLEY		1.E	427,140	427,140	07/06/2021
000000-00-0	BOFA SECURITIES, INC		1.E	388,309	388,309	07/29/2021
000000-00-0	MORGAN STANLEY		1.E	582,464	582,464	09/28/2021
000000-00-0	UBS AG LONDON		1.D	77,575	77,582	09/15/2021
000000-00-0	UNITED STATES OF AMERICA NOTES FIXED 2.125% 15/AUG/2021 USD 100		1.A	19,215	19,215	08/15/2021
000000-00-0	UNITED STATES OF AMERICA NOTES FIXED 1.5% 31/AUG/2021 USD 100		1.A	10,782	10,782	08/31/2021
000000-00-0	UNITED STATES OF AMERICA NOTES VARIABLE 31/OCT/2021 USD 100		1.A	1,263	1,263	10/31/2021
000000-00-0	UNITED STATES OF AMERICA NOTES FIXED 1.5% 30/NOV/2021 USD 100		1.A	15,709	15,709	11/30/2021
000000-00-0	UNITED STATES OF AMERICA NOTES FIXED 1.75% 30/NOV/2021 USD 100		1.A	424	424	11/30/2021
000000-00-0	UNITED STATES OF AMERICA NOTES FIXED 2.5% 15/JAN/2022 USD 100		1.A	556	556	01/15/2022
8999999. Total - Short-Term Invested Assets (Schedule DA type)				1,717,592	1,717,599	XXX
000000-00-0	AUSTRALIA NEW ZEALAND NY			201,921	201,921	06/01/2021
000000-00-0	DBS BANK LIMITED, SINGAPORE			155,324	155,324	04/05/2021
000000-00-0	DBS BANK LIMITED, SINGAPORE			38,831	38,831	04/20/2021
000000-00-0	UNITED OVERSEAS BANK LTD, NY			38,831	38,831	06/10/2021
000000-00-0	SUMITOMO BK NY			116,498	116,493	09/10/2021
000000-00-0	MIZUHO BANK LIMITED NEW YORK			116,487	116,493	09/14/2021
000000-00-0	SUMITOMO MITSUI TRUST BANK LTD, LDN			139,768	139,581	05/13/2021
000000-00-0	SUMITOMO MITSUI TRUST BANK LTD, LDN			23,275	23,269	09/20/2021
000000-00-0	RABOBANK NETHERLANDS			310,647	310,647	04/01/2021
000000-00-0	ROYAL BANK OF CANADA LONDON			388,309	388,309	04/01/2021
000000-00-0	CHINA CONSTRUCTION BANK CORP NY			77,662	77,662	04/01/2021
000000-00-0	CHINA CONSTRUCTION BANK CORP NY			194,157	194,155	04/07/2021
000000-00-0	IND AND COM BK OF CHINA LTD, NY BR			139,790	139,791	04/05/2021
000000-00-0	SHINKIN CENTRAL BANK			77,662	77,662	05/26/2021
9099999. Total - Cash (Schedule E Part 1 type)				2,019,162	2,018,969	XXX
	UNITED STATES OF AMERICA BILL ZERO CPN 29/APR/2021 USD 100		1.A	40,519	40,519	04/29/2021
	UNITED STATES OF AMERICA NOTES FIXED 2.125% 31/MAY/2021 USD 100		1.A	49,855	49,855	05/31/2021
018616-74-8	ALLIANCE BERNSTEIN GOVT FD		1.A	5,493	5,493	04/01/2021
825252-88-5	INVESCO GOVT AND AGCY LEX		1.A	7,766	7,766	04/01/2021
857492-70-6	STATE STREET INST US GOVT FUND		1.A	7,766	7,766	04/01/2021
09248U-70-0	TFDXX LEX BLACKROCK FED FUND		1.A	445,906	445,906	04/01/2021
31607A-70-3	FIDELITY INST GOVT LEX		1.A	7,766	7,766	04/01/2021
38141W-27-3	Goldman Sachs Fin Square Govt Fd		1.A	7,766	7,766	04/01/2021
44330V-48-0	HSBC US GOVT FUND LEX		1.A	613,529	613,529	04/01/2021
61747C-70-7	MS GOVT US		1.A	89,384	89,384	04/01/2021
74926P-69-6	RBC US GOVT MONEY MKT FUND		1.A	7,766	7,766	04/01/2021
	BANK OF AMERICA N.A.		1.C	551,399	551,399	04/01/2021
	CF SECURED LLC		1.G	1,164,928	1,164,928	04/01/2021
	ING BANK NV, LONDON BRANCH		1.D	342,178	342,178	04/01/2021
	ING BANK NV, LONDON BRANCH		1.D	388,309	388,309	04/01/2021
	ING BANK NV, LONDON BRANCH		1.D	24,852	24,852	04/01/2021
	ING BANK NV, LONDON BRANCH		1.D	427,140	427,140	04/01/2021
	ING BANK NV, LONDON BRANCH		1.D	582,464	582,464	04/01/2021
	ING BANK NV, LONDON BRANCH		1.D	148,334	148,334	04/01/2021
	MIZUHO SECURITIES USA INC		1.E	435,734	435,734	04/01/2021
	BANK OF MONTREAL, LONDON SCM USD		1.C	388,309	388,309	04/01/2021
	NATIXIS FINANCIAL PRODUCTS LLC		1.E	147,558	147,740	04/01/2021
	VIRTU AMERICAS LLC		1.E	77,662	77,662	04/07/2021
	UNITED OF OMAHA LIFE INSURANCE		1.E	77,662	77,662	04/30/2021
	UNITED OF OMAHA LIFE INSURANCE		1.E	15,532	15,532	04/30/2021
	UNITED OF OMAHA LIFE INSURANCE		1.E	203,474	203,474	04/30/2021
	CITIGROUP GLOBAL MARKETS INC		1.E	77,662	77,662	05/05/2021
	CITIGROUP GLOBAL MARKETS INC		1.E	155,324	155,324	05/05/2021
	CITIGROUP GLOBAL MARKETS INC		1.E	77,662	77,662	05/05/2021
	CITIGROUP GLOBAL MARKETS INC		1.E	77,662	77,662	05/05/2021
	CITIGROUP GLOBAL MARKETS INC		1.E	194,155	194,155	05/05/2021
	ING BANK NV, LONDON BRANCH		1.D	310,647	310,647	05/05/2021
	ING BANK NV, LONDON BRANCH		1.D	194,155	194,155	05/05/2021
	NATIXIS FINANCIAL PRODUCTS LLC		1.E	116,493	116,493	05/05/2021
	ROYAL BANK CANADA TORONTO		1.C	388,309	388,309	05/05/2021
	ROYAL BANK CANADA TORONTO		1.C	388,309	388,309	05/05/2021
	ROYAL BANK CANADA TORONTO		1.C	582,464	582,464	06/04/2021
	ROYAL BANK CANADA TORONTO		1.C	310,647	310,642	06/04/2021
9199999. Total - Cash Equivalents (Schedule E Part 2 type)				9,132,540	9,132,717	XXX
9999999 - Totals				14,766,906	14,766,731	XXX

General Interrogatories:

1. Total activity for the year Fair Value $ 4,384,250 Book/Adjusted Carrying Value $ 4,384,142
2. Average balance for the year Fair Value $ 13,489,318 Book/Adjusted Carrying Value $ 13,488,822
3. Reinvested securities lending collateral assets book/adjusted carrying value included in this schedule by NAIC designation:
   NAIC 1 $ 14,766,731 NAIC 2 $ 0 NAIC 3 $ NAIC 4 $ NAIC 5 $ NAIC 6 $

SCHEDULE DL - PART 2
SECURITIES LENDING COLLATERAL ASSETS

Reinvested Collateral Assets Owned Current Statement Date
(Securities lending collateral assets included on Schedules A, B, BA, D, DB and E and not reported in aggregate on Line 10 of the Assets page)

1 CUSIP Identification	2 Description	3 Code	4 NAIC Designation, NAIC Designation Modifier and SVO Administrative Symbol	5 Fair Value	6 Book/Adjusted Carrying Value	7 Maturity Date
9999999 - Totals						XXX

NONE

General Interrogatories:

1. Total activity for the year Fair Value $ ..... Book/Adjusted Carrying Value $ .....
2. Average balance for the year Fair Value $ ..... Book/Adjusted Carrying Value $ .....

SCHEDULE E - PART 1 - CASH

Month End Depository Balances

1	2	3	4	5	Book Balance at End of Each Month During Current Quarter			9
					6	7	8	
Depository	Code	Rate of Interest	Amount of Interest Received During Current Quarter	Amount of Interest Accrued at Current Statement Date	First Month	Second Month	Third Month	*
Bank of America 101 S. Tryon Street, 19th Floor, Charlotte, NC 28255		0.000	0	0	5,016,010	4,712,580	4,212,119	XXX
JP Morgan Chase 4 New York Plaza, 13th Floor, New York, NY 10004		0.000	0	0	19,348,995	17,330,613	4,151,136	XXX
0199998. Deposits in ... depositories that do not exceed the allowable limit in any one depository (See instructions) - Open Depositories	XXX	XXX						XXX
0199999. Totals - Open Depositories	XXX	XXX	0	0	24,365,005	22,043,193	8,363,255	XXX
0299998. Deposits in ... depositories that do not exceed the allowable limit in any one depository (See instructions) - Suspended Depositories	XXX	XXX						XXX
0299999. Totals - Suspended Depositories	XXX	XXX	0	0	0	0	0	XXX
0399999. Total Cash on Deposit	XXX	XXX	0	0	24,365,005	22,043,193	8,363,255	XXX
0499999. Cash in Company's Office	XXX	XXX	XXX	XXX				XXX
0599999. Total - Cash	XXX	XXX	0	0	24,365,005	22,043,193	8,363,255	XXX

Schedule E - Part 2 - Cash Equivalents - Investments Owned End of Current Quarter

N O N E