9 5 5 1 7 2 0 2 0 2 0 1 0 0 1 0 2

HEALTH QUARTERLY STATEMENT

AS OF JUNE 30, 2020

OF THE CONDITION AND AFFAIRS OF THE

Aetna Health Inc. (a Maine corporation)

NAIC Group Code 0001 (Current) 0001 (Prior) NAIC Company Code 95517 Employer's ID Number 01-0504252

Organized under the Laws of Maine State of Domicile or Port of Entry ME

Country of Domicile United States of America

Licensed as business type: Health Maintenance Organization

Is HMO Federally Qualified? Yes [ ] No [X]

Incorporated/Organized 10/03/1995 Commenced Business 04/10/1996

Statutory Home Office 191 Marginal Way, Suite G (Street and Number), Portland, ME, US 04101 (City or Town, State, Country and Zip Code)

Main Administrative Office 3721 Tecport Drive (Street and Number)

Harrisburg, PA, US 17111 (City or Town, State, Country and Zip Code) 800-872-3862 (Area Code) (Telephone Number)

Mail Address 151 Farmington Avenue, RT21 (Street and Number or P.O. Box), Hartford, CT, US 06156 (City or Town, State, Country and Zip Code)

Primary Location of Books and Records 3721 Tecport Drive (Street and Number)

Harrisburg, PA, US 17111 (City or Town, State, Country and Zip Code) 800-872-3862 (Area Code) (Telephone Number)

Internet Website Address www.aetna.com

Statutory Statement Contact Kim E. Roth (Name) 215-775-6508 (Area Code) (Telephone Number)

StatutoryReporting@aetna.com (E-mail Address) 860-262-7767 (FAX Number)

OFFICERS

President Duncan Graeme Stuart

Principal Financial Officer and Controller Robert Joseph Parslow

Vice President and Secretary Edward Chung-I Lee

OTHER

Kevin James Casey, Senior Investment Officer

Frank Ferris Chronister III, Assistant Controller

Peter Keller, Assistant Controller

Bryan James Lane, Assistant Controller

Gregory Stephen Martino, Vice President

Whitney Dorothy Nazarko, Assistant Controller #

Tracy Louise Smith, Vice President and Treasurer

DIRECTORS OR TRUSTEES

Louise Alta McCleery

Spence William Papke

Duncan Graeme Stuart

The officers of this reporting entity being duly sworn, each depose and say that they are the described officers of said reporting entity, and that on the reporting period stated above, all of the herein described assets were the absolute property of the said reporting entity, free and clear from any liens or claims thereon, except as herein stated, and that this statement, together with related exhibits, schedules and explanations therein contained, annexed or referred to, is a full and true statement of all the assets and liabilities and of the condition and affairs of the said reporting entity as of the reporting period stated above, and of its income and deductions therefrom for the period ended, and have been completed in accordance with the NAIC Annual Statement Instructions and Accounting Practices and Procedures manual except to the extent that: (1) state law may differ; or, (2) that state rules or regulations require differences in reporting not related to accounting practices and procedures, according to the best of their information, knowledge and belief, respectively. Furthermore, the scope of this attestation by the described officers also includes the related corresponding electronic filing with the NAIC, when required, that is an exact copy (except for formatting differences due to electronic filing) of the enclosed statement. The electronic filing may be requested by various regulators in lieu of or in addition to the enclosed statement.

Duncan Graeme Stuart President	Edward Chung-I Lee Vice President and Secretary	Robert Joseph Parslow Principal Financial Officer and Controller
State of..... Connecticut County of..... Hartford	State of..... Connecticut County of..... Hartford	State of..... Connecticut County of..... Hartford
Subscribed and sworn to before me this 23 day of July, 2020	Subscribed and sworn to before me this ____ day of _____, 2020	Subscribed and sworn to before me this ____ day of _____, 2020
NOTARY PUBLIC (Seal)	NOTARY PUBLIC (Seal)	NOTARY PUBLIC (Seal)

9 5 5 1 7 2 0 2 0 2 0 1 0 0 1 0 2

HEALTH QUARTERLY STATEMENT

AS OF JUNE 30, 2020

OF THE CONDITION AND AFFAIRS OF THE

Aetna Health Inc. (a Maine corporation)

NAIC Group Code 0001 (Current) 0001 (Prior) NAIC Company Code 95517 Employer's ID Number 01-0504252

Organized under the Laws of Maine State of Domicile or Port of Entry ME

Country of Domicile United States of America

Licensed as business type: Health Maintenance Organization

Is HMO Federally Qualified? Yes [ ] No [X]

Incorporated/Organized 10/03/1995 Commenced Business 04/10/1996

Statutory Home Office 191 Marginal Way, Suite G (Street and Number), Portland, ME, US 04101 (City or Town, State, Country and Zip Code)

Main Administrative Office 3721 Tecport Drive (Street and Number)

Harrisburg, PA, US 17111 (City or Town, State, Country and Zip Code) 800-872-3862 (Area Code) (Telephone Number)

Mail Address 151 Farmington Avenue, RT21 (Street and Number or P.O. Box), Hartford, CT, US 06156 (City or Town, State, Country and Zip Code)

Primary Location of Books and Records 3721 Tecport Drive (Street and Number)

Harrisburg, PA, US 17111 (City or Town, State, Country and Zip Code) 800-872-3862 (Area Code) (Telephone Number)

Internet Website Address www.aetna.com

Statutory Statement Contact Kim E. Roth (Name) 215-775-6508 (Area Code) (Telephone Number)

StatutoryReporting@aetna.com (E-mail Address) 860-262-7767 (FAX Number)

OFFICERS

President Duncan Graeme Stuart

Principal Financial Officer and Controller Robert Joseph Parslow

Vice President and Secretary Edward Chung-I Lee

OTHER

Kevin James Casey, Senior Investment Officer
Frank Ferris Chronister III, Assistant Controller
Peter Keller, Assistant Controller
Bryan James Lane, Assistant Controller
Gregory Stephen Martino, Vice President
Whitney Dorothy Nazarko, Assistant Controller #
Tracy Louise Smith, Vice President and Treasurer

DIRECTORS OR TRUSTEES

Louise Alta McCleery
Spence William Papke
Duncan Graeme Stuart

The officers of this reporting entity being duly sworn, each depose and say that they are the described officers of said reporting entity, and that on the reporting period stated above, all of the herein described assets were the absolute property of the said reporting entity, free and clear from any liens or claims thereon, except as herein stated, and that this statement, together with related exhibits, schedules and explanations therein contained, annexed or referred to, is a full and true statement of all the assets and liabilities and of the condition and affairs of the said reporting entity as of the reporting period stated above, and of its income and deductions therefrom for the period ended, and have been completed in accordance with the NAIC Annual Statement Instructions and Accounting Practices and Procedures manual except to the extent that: (1) state law may differ; or, (2) that state rules or regulations require differences in reporting not related to accounting practices and procedures, according to the best of their information, knowledge and belief, respectively. Furthermore, the scope of this attestation by the described officers also includes the related corresponding electronic filing with the NAIC, when required, that is an exact copy (except for formatting differences due to electronic filing) of the enclosed statement. The electronic filing may be requested by various regulators in lieu of or in addition to the enclosed statement.

Duncan Graeme Stuart President	Edward Chung-I Lee Vice President and Secretary	Robert Joseph Parslow Principal Financial Officer and Controller
State of..... Connecticut County of..... Hartford	State of..... Connecticut County of..... Hartford	State of..... Connecticut County of..... Hartford
Subscribed and sworn to before me this	Subscribed and sworn to before me this	Subscribed and sworn to before me this
____ day of _____, 2020	20 day of July, 2020	27 day of July, 2020
NOTARY PUBLIC (Seal)	NOTARY PUBLIC (Seal)	NOTARY PUBLIC (Seal)

ASSETS

	Current Statement Date 1 Assets	2 Nonadmitted Assets	3 Net Admitted Assets (Cols. 1 - 2)	4 December 31 Prior Year Net Admitted Assets
1. Bonds	20,627,081	0	20,627,081	22,438,366
2. Stocks:				
2.1 Preferred stocks	0	0	0	0
2.2 Common stocks	0	0	0	0
3. Mortgage loans on real estate:				
3.1 First liens	0	0	0	0
3.2 Other than first liens	0	0	0	0
4. Real estate:				
4.1 Properties occupied by the company (less $ 0 encumbrances)	0	0	0	0
4.2 Properties held for the production of income (less $ 0 encumbrances)	0	0	0	0
4.3 Properties held for sale (less $ 0 encumbrances)	0	0	0	0
5. Cash ($ 0), cash equivalents ($ 9,442,582) and short-term investments ($ 0)	9,442,582	0	9,442,582	8,514,264
6. Contract loans (including $ 0 premium notes)	0	0	0	0
7. Derivatives	0	0	0	0
8. Other invested assets	0	0	0	0
9. Receivables for securities	0	0	0	0
10. Securities lending reinvested collateral assets	0	0	0	0
11. Aggregate write-ins for invested assets	0	0	0	0
12. Subtotals, cash and invested assets (Lines 1 to 11)	30,069,663	0	30,069,663	30,952,630
13. Title plants less $ 0 charged off (for Title insurers only)	0	0	0	0
14. Investment income due and accrued	114,240	0	114,240	152,418
15. Premiums and considerations:				
15.1 Uncollected premiums and agents' balances in the course of collection	415,608	84,521	331,087	3,538,307
15.2 Deferred premiums, agents' balances and installments booked but deferred and not yet due (including $ 0 earned but unbilled premiums)	0	0	0	0
15.3 Accrued retrospective premiums ($ 536,081) and contracts subject to redetermination ($ 3,682,210)	4,218,291	0	4,218,291	133,418
16. Reinsurance:				
16.1 Amounts recoverable from reinsurers	0	0	0	0
16.2 Funds held by or deposited with reinsured companies	0	0	0	0
16.3 Other amounts receivable under reinsurance contracts	0	0	0	0
17. Amounts receivable relating to uninsured plans	813,726	0	813,726	926,675
18.1 Current federal and foreign income tax recoverable and interest thereon	0	0	0	609,708
18.2 Net deferred tax asset	28,765	24,695	4,070	4,070
19. Guaranty funds receivable or on deposit	0	0	0	0
20. Electronic data processing equipment and software	0	0	0	0
21. Furniture and equipment, including health care delivery assets ($ 0)	0	0	0	0
22. Net adjustment in assets and liabilities due to foreign exchange rates	0	0	0	0
23. Receivables from parent, subsidiaries and affiliates	4,116,289	0	4,116,289	0
24. Health care ($ 760,325) and other amounts receivable	760,325	0	760,325	614,292
25. Aggregate write-ins for other than invested assets	0	0	0	0
26. Total assets excluding Separate Accounts, Segregated Accounts and Protected Cell Accounts (Lines 12 to 25)	40,536,907	109,216	40,427,691	36,931,518
27. From Separate Accounts, Segregated Accounts and Protected Cell Accounts	0	0	0	0
28. Total (Lines 26 and 27)	40,536,907	109,216	40,427,691	36,931,518
DETAILS OF WRITE-INS				
1101.				
1102.				

LIABILITIES, CAPITAL AND SURPLUS

	Current Period			Prior Year
	1 Covered	2 Uncovered	3 Total	4 Total
1. Claims unpaid (less $ 35,431 reinsurance ceded)	6,497,991	274,672	6,772,663	6,461,052
2. Accrued medical incentive pool and bonus amounts	1,305,025	0	1,305,025	541,100
3. Unpaid claims adjustment expenses	94,120	0	94,120	81,651
4. Aggregate health policy reserves, including the liability of $ 828,395 for medical loss ratio rebate per the Public Health Service Act	2,810,147	0	2,810,147	2,046,504
5. Aggregate life policy reserves	0	0	0	0
6. Property/casualty unearned premium reserve	0	0	0	0
7. Aggregate health claim reserves	2,420	0	2,420	3,079
8. Premiums received in advance	20,757	0	20,757	25,668
9. General expenses due or accrued	1,568,511	0	1,568,511	63,844
10.1 Current federal and foreign income tax payable and interest thereon (including $ 0 on realized gains (losses))	1,454,492	0	1,454,492	0
10.2 Net deferred tax liability	0	0	0	0
11. Ceded reinsurance premiums payable	0	0	0	0
12. Amounts withheld or retained for the account of others	0	0	0	0
13. Remittances and items not allocated	0	0	0	0
14. Borrowed money (including $ 0 current) and interest thereon $ 0 (including $ 0 current)	0	0	0	0
15. Amounts due to parent, subsidiaries and affiliates	0	0	0	8,581,197
16. Derivatives	0	0	0	0
17. Payable for securities	0	0	0	0
18. Payable for securities lending	0	0	0	0
19. Funds held under reinsurance treaties (with $ 0 authorized reinsurers, $ 41,808 unauthorized reinsurers and $ 0 certified reinsurers)	41,808	0	41,808	31,401
20. Reinsurance in unauthorized and certified ($ 0) companies	0	0	0	0
21. Net adjustments in assets and liabilities due to foreign exchange rates	0	0	0	0
22. Liability for amounts held under uninsured plans	787,753	0	787,753	23,517
23. Aggregate write-ins for other liabilities (including $ 0 current)	0	0	0	0
24. Total liabilities (Lines 1 to 23)	14,583,024	274,672	14,857,696	17,859,013
25. Aggregate write-ins for special surplus funds	XXX	XXX	0	1,599,700
26. Common capital stock	XXX	XXX	1,000,000	1,000,000
27. Preferred capital stock	XXX	XXX	0	0
28. Gross paid in and contributed surplus	XXX	XXX	8,700,000	8,700,000
29. Surplus notes	XXX	XXX	0	0
30. Aggregate write-ins for other than special surplus funds	XXX	XXX	0	0
31. Unassigned funds (surplus)	XXX	XXX	15,869,995	7,772,805
32. Less treasury stock, at cost:				
32.1 0 shares common (value included in Line 26 $ 0)	XXX	XXX	0	0
32.2 0 shares preferred (value included in Line 27 $ 0)	XXX	XXX	0	0
33. Total capital and surplus (Lines 25 to 31 minus Line 32)	XXX	XXX	25,569,995	19,072,505
34. Total liabilities, capital and surplus (Lines 24 and 33)	XXX	XXX	40,427,691	36,931,518
DETAILS OF WRITE-INS				
2301.				
2302.				
2303.				
2398. Summary of remaining write-ins for Line 23 from overflow page	0	0	0	0
2399. Totals (Lines 2301 through 2303 plus 2398)(Line 23 above)	0	0	0	0
2501. Estimated health insurer fee	XXX	XXX	0	1,599,700
2502.	XXX	XXX		
2503.	XXX	XXX		

STATEMENT OF REVENUE AND EXPENSES

		Current Year To Date		Prior Year To Date	Prior Year Ended December 31
		1 Uncovered	2 Total	3 Total	4 Total
1.	Member Months	XXX	71,733	54,291	112,095
2.	Net premium income (including $ 0 non-health premium income)	XXX	53,776,075	39,798,068	79,116,488
3.	Change in unearned premium reserves and reserve for rate credits	XXX	(815,730)	4,712	1,313,987
4.	Fee-for-service (net of $ 0 medical expenses)	XXX	0	0	0
5.	Risk revenue	XXX	0	0	0
6.	Aggregate write-ins for other health care related revenues	XXX	0	0	0
7.	Aggregate write-ins for other non-health revenues	XXX	0	0	0
8.	Total revenues (Lines 2 to 7)	XXX	52,960,345	39,802,780	80,430,475
	Hospital and Medical:				
9.	Hospital/medical benefits	832,203	28,209,297	26,258,148	56,680,596
10.	Other professional services	50,048	956,934	0	0
11.	Outside referrals	710,265	710,265	578,788	1,533,869
12.	Emergency room and out-of-area	87,399	1,671,110	1,322,624	2,786,060
13.	Prescription drugs	142,329	5,800,042	3,584,742	7,179,703
14.	Aggregate write-ins for other hospital and medical	0	0	0	0
15.	Incentive pool, withhold adjustments and bonus amounts	0	985,493	704,943	133,127
16.	Subtotal (Lines 9 to 15)	1,822,244	38,333,141	32,449,245	68,313,355
	Less:				
17.	Net reinsurance recoveries	0	244,938	83,587	294,946
18.	Total hospital and medical (Lines 16 minus 17)	1,822,244	38,088,203	32,365,658	68,018,409
19.	Non-health claims (net)	0	0	0	0
20.	Claims adjustment expenses, including $ 615,651 cost containment expenses	0	882,640	719,914	1,996,012
21.	General administrative expenses	0	5,871,807	4,273,617	9,519,951
22.	Increase in reserves for life and accident and health contracts (including $ 0 increase in reserves for life only)	0	0	0	0
23.	Total underwriting deductions (Lines 18 through 22)	1,822,244	44,842,650	37,359,189	79,534,372
24.	Net underwriting gain or (loss) (Lines 8 minus 23)	XXX	8,117,695	2,443,591	896,103
25.	Net investment income earned	0	483,125	448,078	893,704
26.	Net realized capital gains (losses) less capital gains tax of $ 26,531	0	13,218	(54,815)	(54,360)
27.	Net investment gains (losses) (Lines 25 plus 26)	0	496,343	393,263	839,344
28.	Net gain or (loss) from agents' or premium balances charged off [(amount recovered $ 0) (amount charged off $ 0)]	0	0	0	0
29.	Aggregate write-ins for other income or expenses	0	0	0	0
30.	Net income or (loss) after capital gains tax and before all other federal income taxes (Lines 24 plus 27 plus 28 plus 29)	XXX	8,614,038	2,836,854	1,735,447
31.	Federal and foreign income taxes incurred	XXX	2,044,931	520,487	381,098
32.	Net income (loss) (Lines 30 minus 31)	XXX	6,569,107	2,316,367	1,354,349
	DETAILS OF WRITE-INS				
0601.		XXX			
0602.		XXX			
0603.		XXX			
0698.	Summary of remaining write-ins for Line 6 from overflow page	XXX	0	0	0
0699.	Totals (Lines 0601 through 0603 plus 0698)(Line 6 above)	XXX	0	0	0
0701.		XXX			
0702.		XXX			
0703.		XXX			
0798.	Summary of remaining write-ins for Line 7 from overflow page	XXX	0	0	0
0799.	Totals (Lines 0701 through 0703 plus 0798)(Line 7 above)	XXX	0	0	0
1401.					
1402.					
1403					
1498.	Summary of remaining write-ins for Line 14 from overflow page	0	0	0	0

STATEMENT OF REVENUE AND EXPENSES (Continued)

		1 Current Year to Date	2 Prior Year to Date	3 Prior Year Ended December 31
	CAPITAL AND SURPLUS ACCOUNT			
33.	Capital and surplus prior reporting year	19,072,505	22,575,874	22,575,874
34.	Net income or (loss) from Line 32	6,569,107	2,316,367	1,354,349
35.	Change in valuation basis of aggregate policy and claim reserves	0	0	0
36.	Change in net unrealized capital gains (losses) less capital gains tax of $ 0	0	0	0
37.	Change in net unrealized foreign exchange capital gain or (loss)	0	0	0
38.	Change in net deferred income tax	0	0	53,812
39.	Change in nonadmitted assets	(71,617)	119,042	88,470
40	Change in unauthorized and certified reinsurance	0	0	0
41.	Change in treasury stock	0	0	0
42.	Change in surplus notes	0	0	0
43.	Cumulative effect of changes in accounting principles	0	0	0
44.	Capital Changes:			
	44.1 Paid in	0	0	0
	44.2 Transferred from surplus (Stock Dividend)	0	0	0
	44.3 Transferred to surplus	0	0	0
45.	Surplus adjustments:			
	45.1 Paid in	0	0	0
	45.2 Transferred to capital (Stock Dividend)	0	0	0
	45.3 Transferred from capital	0	0	0
46.	Dividends to stockholders	0	0	(5,000,000)
47.	Aggregate write-ins for gains or (losses) in surplus	0	0	0
48.	Net change in capital & surplus (Lines 34 to 47)	6,497,490	2,435,409	(3,503,369)
49.	Capital and surplus end of reporting period (Line 33 plus 48)	25,569,995	25,011,283	19,072,505
	DETAILS OF WRITE-INS			
4701.				
4702.				
4703.				
4798.	Summary of remaining write-ins for Line 47 from overflow page	0	0	0
4799.	Totals (Lines 4701 through 4703 plus 4798)(Line 47 above)	0	0	0

CASH FLOW

		1 Current Year To Date	2 Prior Year To Date	3 Prior Year Ended December 31
	Cash from Operations			
1.	Premiums collected net of reinsurance	52,769,807	40,300,788	77,841,800
2.	Net investment income	486,929	413,564	816,262
3.	Miscellaneous income	0	0	0
4.	Total (Lines 1 to 3)	53,256,736	40,714,352	78,658,062
5.	Benefit and loss related payments	37,159,359	30,991,373	66,676,186
6.	Net transfers to Separate Accounts, Segregated Accounts and Protected Cell Accounts	0	0	0
7.	Commissions, expenses paid and aggregate write-ins for deductions	4,360,126	4,561,621	11,318,316
8.	Dividends paid to policyholders	0	0	0
9.	Federal and foreign income taxes paid (recovered) net of $ 0 tax on capital gains (losses)	7,262	219,838	977,727
10.	Total (Lines 5 through 9)	41,526,747	35,772,832	78,972,229
11.	Net cash from operations (Line 4 minus Line 10)	11,729,989	4,941,520	(314,167)
	Cash from Investments			
12.	Proceeds from investments sold, matured or repaid:			
	12.1 Bonds	6,129,434	4,412,293	7,412,293
	12.2 Stocks	0	0	0
	12.3 Mortgage loans	0	0	0
	12.4 Real estate	0	0	0
	12.5 Other invested assets	0	0	0
	12.6 Net gains or (losses) on cash, cash equivalents and short-term investments	(38)	0	30
	12.7 Miscellaneous proceeds	0	250,000	0
	12.8 Total investment proceeds (Lines 12.1 to 12.7)	6,129,396	4,662,293	7,412,323
13.	Cost of investments acquired (long-term only):			
	13.1 Bonds	4,243,988	2,265,190	2,265,190
	13.2 Stocks	0	0	0
	13.3 Mortgage loans	0	0	0
	13.4 Real estate	0	0	0
	13.5 Other invested assets	0	0	0
	13.6 Miscellaneous applications	0	252,813	0
	13.7 Total investments acquired (Lines 13.1 to 13.6)	4,243,988	2,518,003	2,265,190
14.	Net increase (or decrease) in contract loans and premium notes	0	0	0
15.	Net cash from investments (Line 12.8 minus Line 13.7 and Line 14)	1,885,408	2,144,290	5,147,133
	Cash from Financing and Miscellaneous Sources			
16.	Cash provided (applied):			
	16.1 Surplus notes, capital notes	0	0	0
	16.2 Capital and paid in surplus, less treasury stock	0	0	0
	16.3 Borrowed funds	0	0	0
	16.4 Net deposits on deposit-type contracts and other insurance liabilities	0	0	0
	16.5 Dividends to stockholders	0	0	5,000,000
	16.6 Other cash provided (applied)	(12,687,079)	1,045,967	3,003,829
17.	Net cash from financing and miscellaneous sources (Line 16.1 through Line 16.4 minus Line 16.5 plus Line 16.6)	(12,687,079)	1,045,967	(1,996,171)
	RECONCILIATION OF CASH, CASH EQUIVALENTS AND SHORT-TERM INVESTMENTS			
18.	Net change in cash, cash equivalents and short-term investments (Line 11, plus Lines 15 and 17)	928,318	8,131,777	2,836,795
19.	Cash, cash equivalents and short-term investments:			

EXHIBIT OF PREMIUMS, ENROLLMENT AND UTILIZATION

	1	Comprehensive (Hospital & Medical)		4	5	6	7
	Total	2 Individual	3 Group	Medicare Supplement	Vision Only	Dental Only	Federal Employees Health Bene Plan
Total Members at end of:							
1. Prior Year	9,849	0	427	0	0	0	
2. First Quarter	11,801	0	354	0	0	0	
3. Second Quarter	12,537	0	606	0	0	0	
4. Third Quarter	0	0	0	0	0	0	
5. Current Year	0	0	0	0	0	0	
6. Current Year Member Months	71,733	0	2,624	0	0	0	
Total Member Ambulatory Encounters for Period:							
7 Physician	123,033	0	978	0	0	0	
8. Non-Physician	79,043	0	1,045	0	0	0	
9. Total	202,076	0	2,023	0	0	0	
10. Hospital Patient Days Incurred	4,456	0	24	0	0	0	
11. Number of Inpatient Admissions	582	0	4	0	0	0	
12. Health Premiums Written (a)	53,976,878	0	1,267,737	0	0	0	
13. Life Premiums Direct	0	0	0	0	0	0	
14. Property/Casualty Premiums Written	0	0	0	0	0	0	
15. Health Premiums Earned	53,161,148	0	1,268,857	0	0	0	
16. Property/Casualty Premiums Earned	0	0	0	0	0	0	
17. Amount Paid for Provision of Health Care Services	37,397,778	(18,637)	651,407	0	0	0	
18. Amount Incurred for Provision of Health Care Services	38,333,141	(19,597)	682,929	0	0	0	

(a) For health premiums written: amount of Medicare Title XVIII exempt from state taxes or fees $ 52,709,141

CLAIMS UNPAID AND INCENTIVE POOL, WITHHOLD AND BONUS (Reported and U

Aging Analysis of Unpaid Claims

1 Account	2 1 - 30 Days	3 31 - 60 Days	4 61 - 90 Days	91 -
Claims Unpaid (Reported)				
0299999 Aggregate accounts not individually listed-uncovered	586	0	0	
0399999 Aggregate accounts not individually listed-covered	1,260,206	0	0	
0499999 Subtotals	1,260,792	0	0	
0599999 Unreported claims and other claim reserves				
0699999 Total amounts withheld				
0799999 Total claims unpaid				
0899999 Accrued medical incentive pool and bonus amounts				

UNDERWRITING AND INVESTMENT EXHIBIT

ANALYSIS OF CLAIMS UNPAID - PRIOR YEAR - NET OF REINSURANCE

Line of Business	Claims Paid Year to Date		Liability End of Current Quart	
	1 On Claims Incurred Prior to January 1 of Current Year	2 On Claims Incurred During the Year	3 On Claims Unpaid Dec. 31 of Prior Year	Claim Durin
1. Comprehensive (hospital and medical)	47,869	568,260	14,210	
2. Medicare Supplement	0	0	0	
3. Dental Only	0	0	0	
4. Vision Only	0	0	0	
5. Federal Employees Health Benefits Plan	0	0	0	
6. Title XVIII - Medicare	4,717,058	31,604,604	241,577	
7 Title XIX - Medicaid	0	0	0	
8. Other health	0	0	0	
9. Health subtotal (Lines 1 to 8)	4,764,927	32,172,864	255,787	
10. Healthcare receivables (a)	0	760,325	0	
11. Other non-health	0	0	0	
12. Medical incentive pools and bonus amounts	111,038	110,530	421,753	
13. Totals (Lines 9-10+11+12)	4,875,965	31,523,069	677,540	

(a) Excludes $ 0 loans or advances to providers not yet expensed.

NOTES TO FINANCIAL STATEMENTS

1. Summary of Significant Accounting Policies and Going Concern

A. Accounting Practices

The accompanying statutory financial statements of Aetna Health Inc. (a Maine corporation) ("the Company"), indirectly a wholly-owned subsidiary of CVS Health Corporation ("CVS Health"), have been prepared in conformity with accounting practices prescribed or permitted by the Maine Department of Professional and Financial Regulation, Bureau of Insurance ("Maine Department") ("Maine Accounting Practices"). The Maine Department recognizes only statutory accounting practices prescribed or permitted by the State of Maine for determining and reporting the financial condition and results of operations of an insurance company, which include accounting practices and procedures adopted by the National Association of Insurance Commissioners' ("NAIC") Accounting Practices and Procedures Manual ("NAIC SAP").

A reconciliation of the Company's net income and surplus between NAIC SAP and practices prescribed and permitted by the State of Maine for the periods ended June 30, 2020 and December 31, 2019 is as follows:

		SSAP #	F/S Page	F/S Line #	2020	2019
NET INCOME						
(1)	State basis (Page 4, Line 32, Columns 2 & 4)	XXX	XXX	XXX	$ 6,569,107	$ 1,354,349
(2)	State Prescribed Practices that are an increase/(decrease) from NAIC SAP:					
(3)	State Permitted Practices that are an increase/(decrease) from NAIC SAP:					
(4)	Net Income NAIC SAP (1-2-3=4)	XXX	XXX	XXX	$ 6,569,107	$ 1,354,349
SURPLUS						
(5)	State basis (Page 3, Line 33, Columns 3 & 4)	XXX	XXX	XXX	$ 25,569,995	$ 19,072,505
(6)	State Prescribed Practices that are an increase/(decrease) from NAIC SAP:					
(7)	State Permitted Practices that are an increase/(decrease) from NAIC SAP:					
(8)	Statutory Surplus NAIC SAP (5-6-7=8)	XXX	XXX	XXX	$ 25,569,995	$ 19,072,505

B. Use of Estimates in the Preparation of the Financial Statements

The preparation of these financial statements in conformity with Maine Accounting Practices requires management to make estimates and assumptions that affect the reported amounts of assets and liabilities and revenues and expenses. Actual results could differ from those estimates.

C. Accounting Policies

The Company applies the following significant accounting policies:

(1) No significant change.

(2) Bonds

Bonds, which include special deposits, are carried at amortized cost except for those bonds with an NAIC designation of 3 through 6, which are carried at the lower of amortized cost or fair value. The amount carried at fair value is not material to the

NOTES TO FINANCIAL STATEMENTS

Bonds are recorded as purchases or sales on the trade date.

The Company periodically reviews its bonds to determine whether a decline in fair value below the carrying value is other-than-temporary. For bonds, other than loan-backed and structured securities ("LB&SS"), an other-than-temporary impairment ("OTTI") shall be recorded if it is probable that the Company will be unable to collect all amounts due according to the contractual terms in effect at the date of acquisition. Declines deemed to be OTTI in the cost basis are recognized as realized capital losses. Yield-related impairments are deemed other-than-temporary when the Company intends to sell an investment at the reporting date before recovery of the cost of the investment.

For LB&SS, the Company records OTTI when the fair value of the loan-backed or structured security is less than the amortized cost basis at the balance sheet date and (1) the Company intends to sell the investment, or (2) the Company does not have the intent and ability to retain the investment for the time sufficient to recover the amortized cost basis, or (3) the Company does not expect to recover the entire amortized cost basis of the security, even if it does not intend to sell the security and has the intent and ability to hold. If it is determined an OTTI has occurred because of (1) or (2), the amount of the OTTI is equal to the difference between the amortized cost and the fair value of the security at the balance sheet date and this difference is recorded as a realized capital loss. If it is determined an OTTI has occurred because of (3), the amount of the OTTI is equal to the difference between the amortized cost and the present value of cash flows expected to be collected, discounted at the loan-backed or structured security's effective interest rate and this difference is also accounted for as a realized capital loss.

The Company analyzes all relevant facts and circumstances for each investment when performing its analysis to determine whether an OTTI exists. Among the factors considered in evaluating whether a decline is other-than-temporary, management considers whether the decline in fair value results from a change in the quality of the investment security itself, whether the decline results from a downward movement in the market as a whole, the prospects for realizing the carrying value of the bond based on the investee's current and short-term prospects for recovery and other factors. The risks inherent in assessing the impairment of an investment include the risk that market factors may differ from the Company's expectations and the risk that facts and circumstances factored into its assessment may change with the passage of time. Unexpected changes to market factors and circumstances that were not present in past reporting periods may result in a current period decision to sell securities that were not other-than-temporarily-impaired in prior reporting periods.

The Company had no Securities Valuation Office-identified investments that are being reported at a different measurement method from the prior year annual statement.

(3) through (20): No significant change.

D. Going Concern

As of August 14, 2020, management evaluated whether there are conditions or events, considered in the aggregate, that raise substantial doubt about the Company's ability to continue as a going concern and management has determined that it is not probable that the Company will be unable to meet its obligations as they become due within one year after the financial statements are available to be issued. Management will continuously evaluate the Company's ability to continue as a going concern and will take appropriate action and will make appropriate disclosures if there is any change in any condition or events that would raise substantial doubt about the Company's ability to continue as a going concern.

2. Accounting Changes and Corrections of Errors

Effective for the period ended March 31, 2020, the Company prospectively began reporting its risk adjustment considerations from the Centers for Medicare & Medicaid Services ("CMS") related to its Medicare products as "Accrued retrospective premiums and contracts subject to redetermination." Prior to the period ended March 31, 2020, these balances were reported as part of "Uncollected premiums and agents' balances in the course of collection." These balances were $3,464,890 and $3,428,105 at June 30, 2020 and December 31, 2019, respectively. The reclassification is a conforming change in reporting to ensure proper classification of these considerations amongst the Company and its affiliates. There was no impact to the Company's capital and surplus as a result of this reclassification, and accordingly, there was no adjustment to unassigned funds (surplus) in the period of the reclassification.

3. Business Combinations and Goodwill

No significant change.

NOTES TO FINANCIAL STATEMENTS

(2) The Company did not recognize any other-than-temporary impairment ("OTTI") during the second quarter of 2020 on loan-backed and structured securities in which the Company had the (1) intent to sell, (2) did not have the intent and ability to retain for a period of time sufficient to recover the amortized cost basis or (3) present value of cash flows expected to be collected is less than the amortized cost basis of the securities in accordance with Statements of Statutory Accounting Principles ("SSAP") No. 43R, Loan-Backed and Structured Securities ("SSAP No. 43R").

(3) The Company had no recognized OTTI on loan-backed and structured securities currently held, in which the present value of cash flows expected to be collected is less than the amortized cost basis at the reporting date June 30, 2020.

(4) The Company's unrealized loss position on loan-backed and structured securities held by the Company at June 30, 2020 is as follows:

a. The aggregate amount of unrealized losses:		
1. Less than 12 Months	$	(53,343)
2. 12 Months or Longer		—
b. The aggregate related fair value of securities with unrealized losses:		
1. Less than 12 Months	$	946,657
2. 12 Months or Longer		—

(5) The Company has reviewed the loan-backed and structured securities in accordance with SSAP No. 43R in the table above and has concluded that these are performing assets generating investment income to support the needs of the business. Furthermore, the Company has no intention to sell the securities at June 30, 2020 before their cost can be recovered and does have the intent and ability to retain the securities for the time sufficient to recover the amortized cost basis; therefore, no OTTI write-down to fair value was determined to have occurred on these securities.

E. Dollar Repurchase Agreements and/or Securities Lending Transactions

(1) and (2): No significant change.

(3) Neither the Company nor its agent has accepted collateral that is permitted by contract or custom to sell or repledge as of June 30, 2020.

(4) through (7): No significant change.

F. The Company did not have any repurchase agreements transactions accounted for as secured borrowing at June 30, 2020.

G. The Company did not have any reverse repurchase agreements transactions accounted for as secured borrowing at June 30, 2020.

H. The Company did not have any repurchase agreements transactions accounted for as a sale at June 30, 2020.

I. The Company did not have any reverse repurchase agreements transactions accounted for as a sale at June 30, 2020.

J. through L: No significant change.

M. The Company did not have any working capital finance investments at June 30, 2020.

N. The Company did not have any offsetting and netting of derivative, repurchase and reverse repurchase, and securities borrowing and securities lending assets or liabilities at June 30, 2020.

O. through Q: No significant change.

6. Joint Ventures, Partnerships and Limited Liability Companies

No significant change.

7. Investment Income

No significant change.

NOTES TO FINANCIAL STATEMENTS

11. Debt

A. The Company did not have any items related to debt, including capital notes at June 30, 2020.

B. The Company did not have any Federal Home Loan Bank agreements at June 30, 2020.

12. Retirement Plans, Deferred Compensation, Postemployment Benefits and Compensated Absences and Other Postretirement Benefit Plans

The Company did not have a retirement plan, deferred compensation plan or other postretirement benefit plan at June 30, 2020.

13. Capital and Surplus, Shareholders' Dividend Restrictions and Quasi-Reorganizations

No significant change.

14. Liabilities, Contingencies and Assessments

No significant change.

15. Leases

No significant change.

16. Information About Financial Instruments with Off-Balance Sheet Risk and Financial Instruments with Concentrations of Credit Risk

No significant change.

17. Sale, Transfer and Servicing of Financial Assets and Extinguishments of Liabilities

A. Transfers of Receivables Reported as Sales

No significant change.

B. Transfer and Servicing of Financial Assets

(1) No significant change.

(2) and (3) The Company did not have any servicing assets or liabilities at June 30, 2020.

(4) The Company did not have any securitized financial assets at June 30, 2020.

(5) through (7): No significant change.

C. Wash Sales

(1) In the course of the Company's asset management, securities are sold and reacquired within 30 days of the sale date to enhance the Company's yield on its investment portfolio.

(2) The Company had no securities sold during the quarter ended June 30, 2020 and reacquired within 30 days of the sale date.

18. Gain or Loss to the Reporting Entity from Uninsured Plans and the Uninsured Portion of Partially Insured Plans

No significant change.

19. Direct Premium Written/Produced by Managing General Agents/Third Party Administrators

No significant change.

NOTES TO FINANCIAL STATEMENTS

Level 2 - Inputs other than Level 1 that are based on observable market data. These include: quoted prices for similar assets in active markets, quoted prices for identical assets in inactive markets, inputs that are observable that are not prices (such as interest rates and credit risks) and inputs that are derived from or corroborated by observable markets.
Level 3 - Developed from unobservable data, reflecting the Company's own assumptions.

Financial assets and liabilities are classified based upon the lowest level of input that is significant to the valuation. When quoted prices in active markets for identical assets and liabilities are available, the Company uses these quoted market prices to determine the fair value of financial assets and liabilities and classifies these assets and liabilities as Level 1. In other cases where a quoted market price for identical assets and liabilities in an active market is either not available or not observable, the Company estimates fair value using valuation methodologies based on available and observable market information or by using a matrix pricing model. These financial assets and liabilities would then be classified as Level 2. If quoted market prices are not available, the Company determines fair value using broker quotes or an internal analysis of each investment's financial performance and cash flow projections. Thus, financial assets and liabilities may be classified in Level 3 even though there may be some significant inputs that may be observable.

There were no material realized and unrealized capital gains, purchases, sales, settlements, or transfers into or out of the Company's Level 3 financial assets during the period ending June 30, 2020.

Transfers in and out of all levels are recognized at the end of the reporting period of which the transfer occurred.

C. The carrying values and estimated fair values of the Company's financial instruments at June 30, 2020 were as follows:

Type of Financial Instrument	Aggregate Fair Value	Admitted Assets	(Level 1)	(Level 2)	(Level 3)	Net Asset Value (NAV)	Not Practicable (Carrying Value)
Bonds, short-term and cash equivalents	$ 30,999,993	$ 30,069,663	$ 4,087,155	$ 26,912,838	$ —	$ —	$ —

In evaluating the Company's management of interest rate and liquidity risk and currency exposures, the fair values of all assets and liabilities should be taken into consideration, not only those presented above.

D. The Company did not have any financial instruments where it was not practicable to estimate the fair value.

E. The Company has not elected to use the net asset value practical expedient to fair value to measure its investments.

21. Other Items

A. and B: No significant change.

C. Other Disclosures

The Coronavirus Disease 2019 ("COVID-19") pandemic continues to evolve. The Company believes COVID-19's impact on the Company's businesses, operating results, cash flows and/or financial condition primarily will be driven by the geographies impacted and the severity and duration of the pandemic; the pandemic's impact on the U.S. and global economies and consumer behavior and health care utilization patterns; and the timing, scope and impact of stimulus legislation as well as other federal, state and local governmental responses to the pandemic. Those primary drivers are beyond the Company's knowledge and control. As a result, the impact COVID-19 will have on the Company's businesses, operating results, cash flows and/or financial condition is uncertain, but the impact could be adverse and material. COVID-19 also may result in legal and regulatory proceedings, investigations and claims against the Company.

D. through I: No significant change.

22. Events Subsequent

A. Type I - Recognized Subsequent Events

Subsequent events have been considered through August 14, 2020 for the statutory statement issued on August 14, 2020.

The Company had no known reportable recognized subsequent events.

NOTES TO FINANCIAL STATEMENTS

E. Risk Sharing Provisions of the Affordable Care Act

(1) Did the reporting entity write accident and health insurance premium which is subject to the Affordable Care Act risk sharing provisions (YES/NO)? Yes [X] No [ ].

(2) Impact of Risk Sharing Provisions of the Affordable Care Act on Admitted Assets, Liabilities and Revenue for the Current Year:

		AMOUNT
a.	Permanent ACA Risk Adjustment Program	
	Assets	
	1. Premium adjustments receivable due to ACA Risk Adjustment	$ 217,321
	Liabilities (including high-risk pool payments)	
	2. Risk adjustment user fees payable for ACA Risk Adjustment	266
	3. Premium adjustments payable due to ACA Risk Adjustment (including high risk pool payments)	2,203
	Operations (Revenue & Expense)	
	4. Reported as revenue in premium for accident and health contracts (written/collected) due to ACA Risk Adjustment	98,468
	5. Reported in expenses as ACA risk adjustment user fees (incurred/paid)	39
b.	Transitional ACA Reinsurance Program	
	Assets	
	1. Amounts recoverable for claims paid due to ACA Reinsurance	—
	2. Amounts recoverable for claims unpaid due to ACA Reinsurance (Contra Liability)	—
	3. Amounts receivable relating to uninsured plans for contributions for ACA Reinsurance	—
	Liabilities	
	4. Liabilities for contributions payable due to ACA Reinsurance – not reported as ceded premium	—
	5. Ceded reinsurance premiums payable due to ACA Reinsurance	—
	6. Liabilities for amounts held under uninsured plans contributions for ACA Reinsurance	—
	Operations (Revenue & Expense)	
	7. Ceded reinsurance premiums due to ACA Reinsurance	—
	8. Reinsurance recoveries (income statement) due to ACA Reinsurance payments or expected payments	—
	9. ACA Reinsurance contributions – not reported as ceded premium	—
c.	Temporary ACA Risk Corridors Program	
	Assets	
	1. Accrued retrospective premium due to ACA Risk Corridors	—
	Liabilities	
	2. Reserve for rate credits or policy experience rating refunds due to ACA Risk Corridors	—
	Operations (Revenue & Expense)	
	3. Effect of ACA Risk Corridors on net premium income (paid/received)	—
	4. Effect of ACA Risk Corridors on change in reserves for rate credits	—

(3) Roll forward of prior year ACA risk sharing provisions for the following asset (gross of any nonadmission) and liability balances along with the reasons for adjustments to prior year balance:

NOTES TO FINANCIAL STATEMENTS

	Accrued During the Prior Year on Business Written		Received or Paid as of the Current Year on Business		Differences		Adjustments			Unsettled Balances as of the Reporting Date	
	Before December 31 of the Prior Year		Written Before December 31 of the Prior Year		Prior Year Accrued Less Payments (Col 1 - 3)	Prior Year Accrued Less Payments (Col 2 - 4)	To Prior Year Balances	To Prior Year Balances		Cumulative Balance from Prior Years (Col 1 - 3 + 7)	Cumulative Balance from Prior Years (Col 2 - 4 + 8)
	1	2	3	4	5	6	7	8		9	10
	Receivable	(Payable)	Receivable	(Payable)	Receivable	(Payable)	Receivable	(Payable)	Ref	Receivable	(Payable)
a. Permanent ACA Risk Adjustment Program											
1. Premium adjustments receivable (including high risk pool payments)	$ 118,634	$ —	$ —	$ —	$ 118,634	$ —	$ 28,239	$ —	A	$ 146,873	$ —
2. Premium adjustments (payable) (including high risk pool premium)	—	1,984	—	—	—	1,984	—	(79)	B	—	1,905
3. Subtotal ACA Permanent Risk Adjustment Program	118,634	1,984	—	—	118,634	1,984	28,239	(79)		146,873	1,905
b. Transitional ACA Reinsurance Program											
1. Amounts recoverable for claims paid	—	—	—	—	—	—	—	—	C	—	—
2. Amounts recoverable for claims unpaid (contra liability)	—	—	—	—	—	—	—	—	D	—	—
3. Amounts receivable relating to uninsured plans	—	—	—	—	—	—	—	—	E	—	—
4. Liabilities for contributions payable due to ACA Reinsurance - not reported as ceded premium	—	—	—	—	—	—	—	—	F	—	—
5. Ceded reinsurance premiums payable	—	—	—	—	—	—	—	—	G	—	—
6. Liability for amounts held under uninsured plans	—	—	—	—	—	—	—	—	H	—	—
7. Subtotal ACA Transitional Reinsurance Program	—	—	—	—	—	—	—	—		—	—
c. Temporary ACA Risk Corridors Program											
1. Accrued retrospective premium	—	—	—	—	—	—	—	—	I	—	—
2. Reserve for rate credits or policy experience rating refunds	—	—	—	—	—	—	—	—	J	—	—
3. Subtotal ACA Risk Corridors Program	—	—	—	—	—	—	—	—		—	—
d. Total for ACA Risk Sharing Provisions	$ 118,634	$ 1,984	$ —	$ —	$ 118,634	$ 1,984	$ 28,239	$ (79)		$ 146,873	$ 1,905

Explanations of Adjustments

A. Due to updates to the data available to the Company to calculate the risk adjustment.
B. Due to updates to the data available to the Company to calculate the risk adjustment.
C.
D.
E.
F.
G.
H.
I.
J.

(4) There is no roll-forward of Risk Corridor Asset and Liability Balances by Program Benefit Year.

(5) There is no roll-forward of ACA Risk Corridors Receivable as of Reporting Date.

25. Change in Incurred Claims and Claim Adjustment Expenses

A. Reserves as of December 31, 2019 were $7,086,882. As of June 30, 2020, $4,957,616 has been paid for incurred claims and claim adjustment expenses attributable to insured events of prior years. Reserves remaining for prior years are now $677,540 as a result of re-estimation of unpaid claims and claim adjustment expenses. Therefore, there has been a $1,451,726 favorable prior-year development since December 31, 2019 to June 30, 2020. The decrease is generally the result of ongoing analysis of recent loss development trends. Original estimates are increased or decreased, as additional information becomes known regarding individual claims. Included in this decrease, the Company experienced $1,277,394 of favorable prior year claim

NOTES TO FINANCIAL STATEMENTS

28. Health Care Receivables

No significant change.

29. Participating Policies

No significant change.

30. Premium Deficiency Reserves

No significant change.

31. Anticipated Salvage and Subrogation

No significant change.

GENERAL INTERROGATORIES

PART 1 - COMMON INTERROGATORIES

GENERAL

1.1 Did the reporting entity experience any material transactions requiring the filing of Disclosure of Material Transactions with the State of Domicile, as required by the Model Act? Yes [ ] No [X]

1.2 If yes, has the report been filed with the domiciliary state? Yes [ ] No [ ]

2.1 Has any change been made during the year of this statement in the charter, by-laws, articles of incorporation, or deed of settlement of the reporting entity? Yes [ ] No [X]

2.2 If yes, date of change:

3.1 Is the reporting entity a member of an Insurance Holding Company System consisting of two or more affiliated persons, one or more of which is an insurer? Yes [X] No [ ]
If yes, complete Schedule Y, Parts 1 and 1A.

3.2 Have there been any substantial changes in the organizational chart since the prior quarter end? Yes [X] No [ ]

3.3 If the response to 3.2 is yes, provide a brief description of those changes.
On February 29, 2020, the ownership of Medical Examination of New York, PC was transferred from Coventry Health Care Workers Compensation, Inc. to Aetna Health Holdings, LLC. On June 30, 2020, MHNet Life and Health Insurance Company was dissolved.

3.4 Is the reporting entity publicly traded or a member of a publicly traded group? Yes [X] No [ ]

3.5 If the response to 3.4 is yes, provide the CIK (Central Index Key) code issued by the SEC for the entity/group. 0000064803

4.1 Has the reporting entity been a party to a merger or consolidation during the period covered by this statement? Yes [ ] No [X]
If yes, complete and file the merger history data file with the NAIC.

4.2 If yes, provide the name of the entity, NAIC Company Code, and state of domicile (use two letter state abbreviation) for any entity that has ceased to exist as a result of the merger or consolidation.

1 Name of Entity	2 NAIC Company Code	3 State of Domicile

5. If the reporting entity is subject to a management agreement, including third-party administrator(s), managing general agent(s), attorney-in-fact, or similar agreement, have there been any significant changes regarding the terms of the agreement or principals involved? Yes [X] No [ ] N/A [ ]
If yes, attach an explanation.
In the first quarter, the existing Administrative Services Agreement was amended to include provisions that additional services will be provided by other affiliates.

6.1 State as of what date the latest financial examination of the reporting entity was made or is being made. 12/31/2017

6.2 State the as of date that the latest financial examination report became available from either the state of domicile or the reporting entity. This date should be the date of the examined balance sheet and not the date the report was completed or released. 12/31/2017

6.3 State as of what date the latest financial examination report became available to other states or the public from either the state of domicile or the reporting entity. This is the release date or completion date of the examination report and not the date of the examination (balance sheet date). 08/09/2019

6.4 By what department or departments?
Maine Bureau of Insurance

6.5 Have all financial statement adjustments within the latest financial examination report been accounted for in a subsequent financial statement filed with Departments? Yes [ ] No [ ] N/A [X]

6.6 Have all of the recommendations within the latest financial examination report been complied with? Yes [X] No [ ] N/A [ ]

7.1 Has this reporting entity had any Certificates of Authority, licenses or registrations (including corporate registration, if applicable) suspended or revoked by any governmental entity during the reporting period? Yes [ ] No [X]

7.2 If yes, give full information:

8.1 Is the company a subsidiary of a bank holding company regulated by the Federal Reserve Board? Yes [ ] No [X]

8.2 If response to 8.1 is yes, please identify the name of the bank holding company.

8.3 Is the company affiliated with one or more banks, thrifts or securities firms? Yes [ ] No [X]

8.4 If response to 8.3 is yes, please provide below the names and location (city and state of the main office) of any affiliates regulated by a federal regulatory services agency [i.e. the Federal Reserve Board (FRB), the Office of the Comptroller of the Currency (OCC), the Federal Deposit Insurance Corporation (FDIC) and the Securities Exchange Commission (SEC)] and identify the affiliate's primary federal regulator.

1 Affiliate Name	2 Location (City, State)	3 FRB	4 OCC	5 FDIC	6 SEC

GENERAL INTERROGATORIES

9.1 Are the senior officers (principal executive officer, principal financial officer, principal accounting officer or controller, or persons performing similar functions) of the reporting entity subject to a code of ethics, which includes the following standards? Yes [X] No [ ]
(a) Honest and ethical conduct, including the ethical handling of actual or apparent conflicts of interest between personal and professional relationships;
(b) Full, fair, accurate, timely and understandable disclosure in the periodic reports required to be filed by the reporting entity;
(c) Compliance with applicable governmental laws, rules and regulations;
(d) The prompt internal reporting of violations to an appropriate person or persons identified in the code; and
(e) Accountability for adherence to the code.
9.11 If the response to 9.1 is No, please explain:

9.2 Has the code of ethics for senior managers been amended? Yes [ ] No [X]
9.21 If the response to 9.2 is Yes, provide information related to amendment(s).

9.3 Have any provisions of the code of ethics been waived for any of the specified officers? Yes [ ] No [X]
9.31 If the response to 9.3 is Yes, provide the nature of any waiver(s).

FINANCIAL

10.1 Does the reporting entity report any amounts due from parent, subsidiaries or affiliates on Page 2 of this statement? Yes [X] No [ ]
10.2 If yes, indicate any amounts receivable from parent included in the Page 2 amount: $ 0

INVESTMENT

11.1 Were any of the stocks, bonds, or other assets of the reporting entity loaned, placed under option agreement, or otherwise made available for use by another person? (Exclude securities under securities lending agreements.) Yes [ ] No [X]
11.2 If yes, give full and complete information relating thereto:

12. Amount of real estate and mortgages held in other invested assets in Schedule BA: $ 0
13. Amount of real estate and mortgages held in short-term investments: $ 0
14.1 Does the reporting entity have any investments in parent, subsidiaries and affiliates? Yes [ ] No [X]
14.2 If yes, please complete the following:

	1 Prior Year-End Book/Adjusted Carrying Value	2 Current Quarter Book/Adjusted Carrying Value
14.21 Bonds	$ 0	$ 0
14.22 Preferred Stock	$ 0	$ 0
14.23 Common Stock	$ 0	$ 0
14.24 Short-Term Investments	$ 0	$ 0
14.25 Mortgage Loans on Real Estate	$ 0	$ 0
14.26 All Other	$ 0	$ 0
14.27 Total Investment in Parent, Subsidiaries and Affiliates (Subtotal Lines 14.21 to 14.26)	$ 0	$ 0
14.28 Total Investment in Parent included in Lines 14.21 to 14.26 above	$ 0	$ 0

15.1 Has the reporting entity entered into any hedging transactions reported on Schedule DB? Yes [ ] No [X]
15.2 If yes, has a comprehensive description of the hedging program been made available to the domiciliary state? Yes [ ] No [ ] N/A [ ]
If no, attach a description with this statement.

16. For the reporting entity's security lending program, state the amount of the following as of the current statement date:
16.1 Total fair value of reinvested collateral assets reported on Schedule DL, Parts 1 and 2. $ 0
16.2 Total book adjusted/carrying value of reinvested collateral assets reported on Schedule DL, Parts 1 and 2 $ 0
16.3 Total payable for securities lending reported on the liability page. $ 0

GENERAL INTERROGATORIES

17. Excluding items in Schedule E - Part 3 - Special Deposits, real estate, mortgage loans and investments held physically in the reporting entity's offices, vaults or safety deposit boxes, were all stocks, bonds and other securities, owned throughout the current year held pursuant to a custodial agreement with a qualified bank or trust company in accordance with Section 1, III - General Examination Considerations, F. Outsourcing of Critical Functions, Custodial or Safekeeping Agreements of the NAIC Financial Condition Examiners Handbook? Yes [X] No [ ]

17.1 For all agreements that comply with the requirements of the NAIC Financial Condition Examiners Handbook, complete the following:

1 Name of Custodian(s)	2 Custodian Address
State Street Bank and Trust Company	State Street Financial Center; One Lincoln Street; Boston, MA 02111-2900

17.2 For all agreements that do not comply with the requirements of the NAIC Financial Condition Examiners Handbook, provide the name, location and a complete explanation:

1 Name(s)	2 Location(s)	3 Complete Explanation(s)

17.3 Have there been any changes, including name changes, in the custodian(s) identified in 17.1 during the current quarter? Yes [ ] No [X]

17.4 If yes, give full information relating thereto:

1 Old Custodian	2 New Custodian	3 Date of Change	4 Reason

17.5 Investment management – Identify all investment advisors, investment managers, broker/dealers, including individuals that have the authority to make investment decisions on behalf of the reporting entity. For assets that are managed internally by employees of the reporting entity, note as such. ["…that have access to the investment accounts"; "…handle securities"]

1 Name of Firm or Individual	2 Affiliation
Kevin J. Casey as Senior Investment Officer	A

17.5097 For those firms/individuals listed in the table for Question 17.5, do any firms/individuals unaffiliated with the reporting entity (i.e. designated with a "U") manage more than 10% of the reporting entity's invested assets? Yes [ ] No [X]

17.5098 For firms/individuals unaffiliated with the reporting entity (i.e. designated with a "U") listed in the table for Question 17.5, does the total assets under management aggregate to more than 50% of the reporting entity's invested assets? Yes [ ] No [X]

17.6 For those firms or individuals listed in the table for 17.5 with an affiliation code of "A" (affiliated) or "U" (unaffiliated), provide the information for the table below.

1 Central Registration Depository Number	2 Name of Firm or Individual	3 Legal Entity Identifier (LEI)	4 Registered With	5 Investment Management Agreement (IMA) Filed
	Kevin J. Casey		Not registered	

18.1 Have all the filing requirements of the Purposes and Procedures Manual of the NAIC Investment Analysis Office been followed? Yes [X] No [ ]

18.2 If no, list exceptions:

19. By self-designating 5GI securities, the reporting entity is certifying the following elements for each self-designated 5GI security:
    a. Documentation necessary to permit a full credit analysis of the security does not exist or an NAIC CRP credit rating for an FE or PL security is not available.
    b. Issuer or obligor is current on all contracted interest and principal payments.
    c. The insurer has an actual expectation of ultimate payment of all contracted interest and principal.

    Has the reporting entity self-designated 5GI securities? Yes [ ] No [X]

20. By self-designating PLGI securities, the reporting entity is certifying the following elements of each self-designated PLGI security:
    a. The security was purchased prior to January 1, 2018.
    b. The reporting entity is holding capital commensurate with the NAIC Designation reported for the security.
    c. The NAIC Designation was derived from the credit rating assigned by an NAIC CRP in its legal capacity as a NRSRO which is shown on a current private letter rating held by the insurer and available for examination by state insurance regulators.
    d. The reporting entity is not permitted to share this credit rating of the PL security with the SVO.

    Has the reporting entity self-designated PLGI securities? Yes [ ] No [X]

21. By assigning FE to a Schedule BA non-registered private fund, the reporting entity is certifying the following elements of each self-designated FE fund:
    a. The shares were purchased prior to January 1, 2019.
    b. The reporting entity is holding capital commensurate with the NAIC Designation reported for the security.
    c. The security had a public credit rating(s) with annual surveillance assigned by an NAIC CRP in its legal capacity as an NRSRO prior to January 1, 2019.
    d. The fund only or predominantly holds bonds in its portfolio.
    e. The current reported NAIC Designation was derived from the public credit rating(s) with annual surveillance assigned by an NAIC CRP in its legal capacity as an NRSRO.
    f. The public credit rating(s) with annual surveillance assigned by an NAIC CRP has not lapsed.

    Has the reporting entity assigned FE to Schedule BA non-registered private funds that complied with the above criteria? Yes [ ] No [X]

GENERAL INTERROGATORIES

PART 2 - HEALTH

1. Operating Percentages:

1.1 A&H loss percent ..... 73.1 %

1.2 A&H cost containment percent ..... 1.2 %

1.3 A&H expense percent excluding cost containment expenses ..... 11.6 %

2.1 Do you act as a custodian for health savings accounts? ..... Yes [ ] No [X]

2.2 If yes, please provide the amount of custodial funds held as of the reporting date ..... $ 0

2.3 Do you act as an administrator for health savings accounts? ..... Yes [ ] No [X]

2.4 If yes, please provide the balance of the funds administered as of the reporting date ..... $ 0

3. Is the reporting entity licensed or chartered, registered, qualified, eligible or writing business in at least two states? ..... Yes [ ] No [X]

3.1 If no, does the reporting entity assume reinsurance business that covers risks residing in at least one state other than the state of domicile of the reporting entity? ..... Yes [ ] No [X]

SCHEDULE S - CEDED REINSURANCE

Showing All New Reinsurance Treaties - Current Year to Date

1 NAIC Company Code	2 ID Number	3 Effective Date	4 Name of Reinsurer	5 Domiciliary Jurisdiction	6 Type of Reinsurance Ceded	7 Type of Business Ceded	8 Type of Reinsurer

NONE

SCHEDULE T - PREMIUMS AND OTHER CONSIDERATIONS

Current Year to Date - Allocated by States and Territories

		1	Direct Business Only							
			2	3	4	5	6	7	8	9
States, etc.		Active Status (a)	Accident and Health Premiums	Medicare Title XVIII	Medicaid Title XIX	Federal Employees Health Benefits Program Premiums	Life and Annuity Premiums & Other Considerations	Property/ Casualty Premiums	Total Columns 2 Through 7	Deposit-Type Contracts
1. Alabama	AL	N	0	0	0	0	0	0	0	0
2. Alaska	AK	N	0	0	0	0	0	0	0	0
3. Arizona	AZ	N	0	0	0	0	0	0	0	0
4. Arkansas	AR	N	0	0	0	0	0	0	0	0
5. California	CA	N	0	0	0	0	0	0	0	0
6. Colorado	CO	N	0	0	0	0	0	0	0	0
7. Connecticut	CT	N	0	0	0	0	0	0	0	0
8. Delaware	DE	N	0	0	0	0	0	0	0	0
9. District of Columbia	DC	N	0	0	0	0	0	0	0	0
10. Florida	FL	N	0	0	0	0	0	0	0	0
11. Georgia	GA	N	0	0	0	0	0	0	0	0
12. Hawaii	HI	N	0	0	0	0	0	0	0	0
13. Idaho	ID	N	0	0	0	0	0	0	0	0
14. Illinois	IL	N	0	0	0	0	0	0	0	0
15. Indiana	IN	N	0	0	0	0	0	0	0	0
16. Iowa	IA	N	0	0	0	0	0	0	0	0
17. Kansas	KS	N	0	0	0	0	0	0	0	0
18. Kentucky	KY	N	0	0	0	0	0	0	0	0
19. Louisiana	LA	N	0	0	0	0	0	0	0	0
20. Maine	ME	L	1,267,737	52,709,141	0	0	0	0	53,976,878	0
21. Maryland	MD	N	0	0	0	0	0	0	0	0
22. Massachusetts	MA	N	0	0	0	0	0	0	0	0
23. Michigan	MI	N	0	0	0	0	0	0	0	0
24. Minnesota	MN	N	0	0	0	0	0	0	0	0
25. Mississippi	MS	N	0	0	0	0	0	0	0	0
26. Missouri	MO	N	0	0	0	0	0	0	0	0
27. Montana	MT	N	0	0	0	0	0	0	0	0
28. Nebraska	NE	N	0	0	0	0	0	0	0	0
29. Nevada	NV	N	0	0	0	0	0	0	0	0
30. New Hampshire	NH	N	0	0	0	0	0	0	0	0
31. New Jersey	NJ	N	0	0	0	0	0	0	0	0
32. New Mexico	NM	N	0	0	0	0	0	0	0	0
33. New York	NY	N	0	0	0	0	0	0	0	0
34. North Carolina	NC	N	0	0	0	0	0	0	0	0
35. North Dakota	ND	N	0	0	0	0	0	0	0	0
36. Ohio	OH	N	0	0	0	0	0	0	0	0
37. Oklahoma	OK	N	0	0	0	0	0	0	0	0
38. Oregon	OR	N	0	0	0	0	0	0	0	0
39. Pennsylvania	PA	N	0	0	0	0	0	0	0	0
40. Rhode Island	RI	N	0	0	0	0	0	0	0	0
41. South Carolina	SC	N	0	0	0	0	0	0	0	0
42. South Dakota	SD	N	0	0	0	0	0	0	0	0
43. Tennessee	TN	N	0	0	0	0	0	0	0	0
44. Texas	TX	N	0	0	0	0	0	0	0	0
45. Utah	UT	N	0	0	0	0	0	0	0	0
46. Vermont	VT	N	0	0	0	0	0	0	0	0
47. Virginia	VA	N	0	0	0	0	0	0	0	0
48. Washington	WA	N	0	0	0	0	0	0	0	0
49. West Virginia	WV	N	0	0	0	0	0	0	0	0
50. Wisconsin	WI	N	0	0	0	0	0	0	0	0
51. Wyoming	WY	N	0	0	0	0	0	0	0	0
52. American Samoa	AS	N	0	0	0	0	0	0	0	0
53. Guam	GU	N	0	0	0	0	0	0	0	0
54. Puerto Rico	PR	N	0	0	0	0	0	0	0	0
55. U.S. Virgin Islands	VI	N	0	0	0	0	0	0	0	0
56. Northern Mariana Islands	MP	N	0	0	0	0	0	0	0	0
57. Canada	CAN	N	0	0	0	0	0	0	0	0
58. Aggregate Other Aliens	OT	XXX	0	0	0	0	0	0	0	0
59. Subtotal		XXX	1,267,737	52,709,141	0	0	0	0	53,976,878	0
60. Reporting Entity Contributions for Employee Benefit Plans		XXX	0	0	0	0	0	0	0	0
61. Totals (Direct Business)		XXX	1,267,737	52,709,141	0	0	0	0	53,976,878	0

SCHEDULE Y - INFORMATION CONCERNING ACTIVITIES OF INSURANCE MEMBERS OF A HOLDING COMPANY GROUP

PART 1 - ORGANIZATIONAL CHART

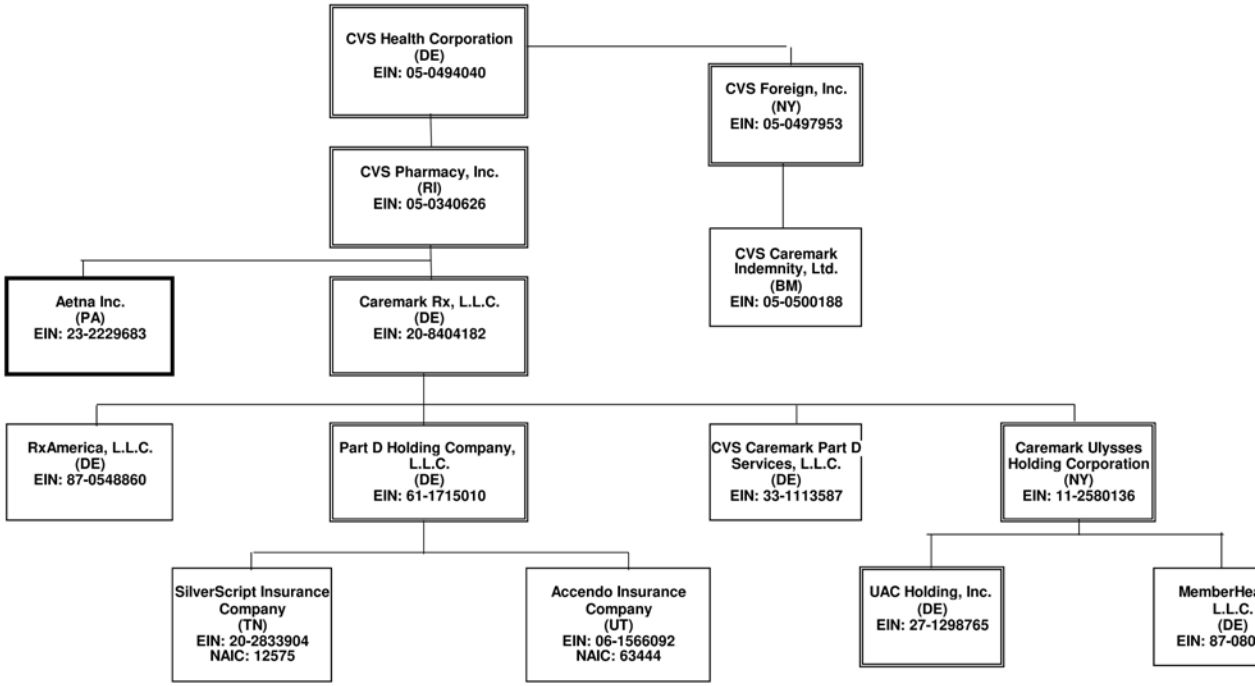

This organizational chart reflects the insurance entity reporting system and identifies the relationship between the ultimate parent and all member insurers.
The ultimate controlling company is a Fortune 7 company with numerous subsidiaries, the majority of which do not interact with the insurance entities.
(1) Insurers/HMO's
Percentages are rounded to the nearest whole percent and based on ownership of voting rights.
Double borders indicate entity has subsidiaries shown on the same page.
Bold borders indicate entity has subsidiaries shown on a separate page.

SCHEDULE Y - INFORMATION CONCERNING ACTIVITIES OF INSURANCE MEMBERS OF A HOLDING COMPANY GROUP

PART 1 - ORGANIZATIONAL CHART

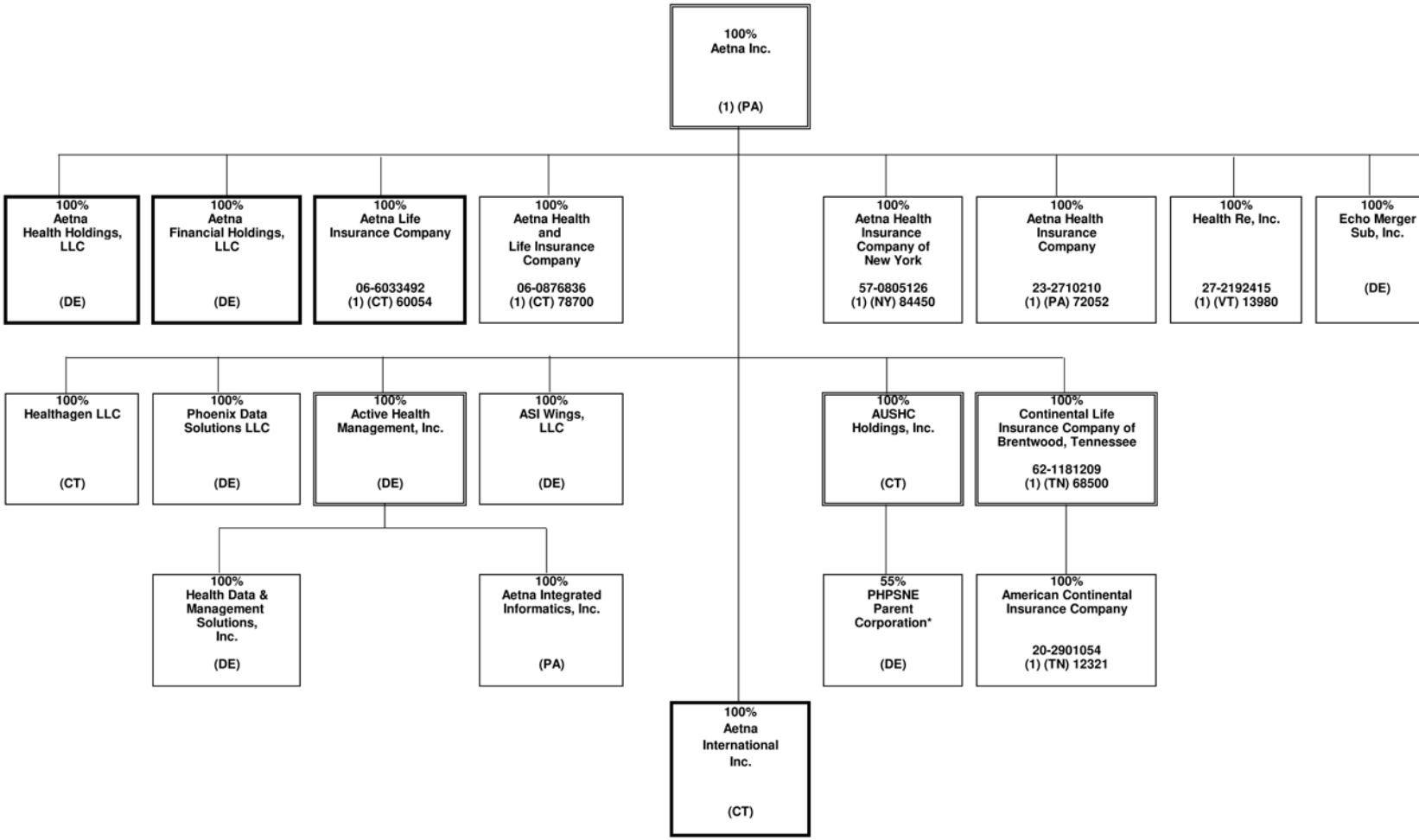

* PHPSNE Parent Corporation is also 45% owned by third parties.

SCHEDULE Y - INFORMATION CONCERNING ACTIVITIES OF INSURANCE MEMBERS OF A HOLDING COMPANY GROUP

PART 1 - ORGANIZATIONAL CHART

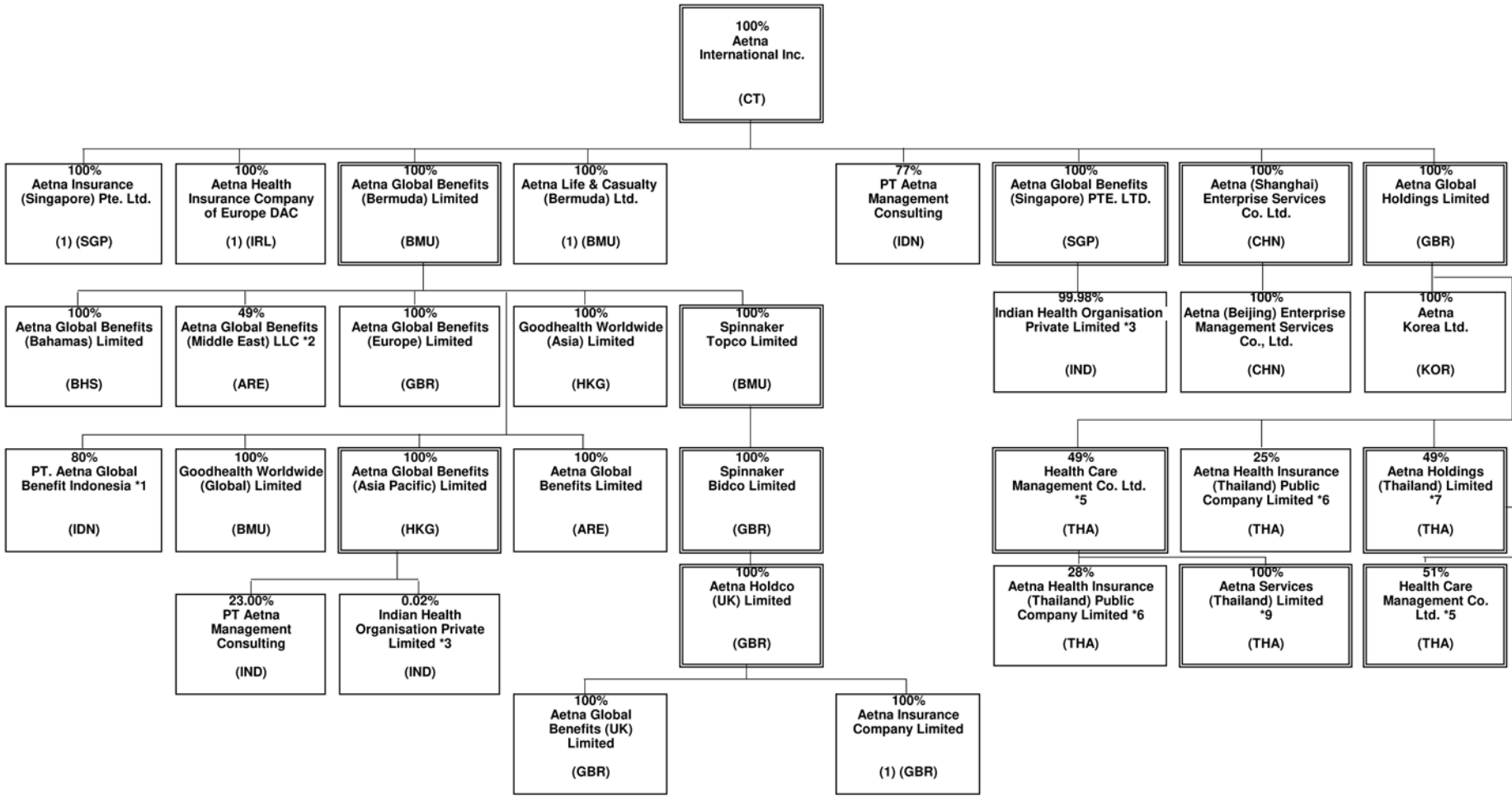

*1 PT. Aetna Global Benefits Indonesia is also 20% owned by Suhatsyah Rivai, Aetna's Nominee.
*2 Aetna Global Benefits (Middle East) LLC is also 51% is owned by Euro Gulf LLC, Aetna's Nominee.
*3 Indian Health Organisation Private Limited is 0.019857% owned by Aetna Global Benefits (Asia Pacific) and 99.980143% owned by Aetna Global Benefits (Singapore) PTE. LTD.
*4 Virtual Home Health Care L.L.C. is also 51% owned by CBD Commercial Brokers LLC, Aetna's Nominee
*5 Health Care Management Co. Ltd. Is also owned by Aetna Global Benefits (Bermuda) Limited (1 share).
*6 Aetna Health Insurance (Thailand) Public Company Limited is also owned by Aetna Global Benefits (Bermuda) Limited (1 share), Mr. Sansanapongpherchar (1 Share), Mr. Jitphasong Itsaraphakded (1 Share); Mrs. Suphee Wattana (1 Share); and Mr. Buncha Tamphragom (1 Share)
*7 Aetna Holdings (Thailand) Limited is also 51% owned by Mr. Paiboon Sutantivorakoon plus Aetna Benefits (Bermuda) Limited owns 1 share.
*8 Minor Health Enterprise Co, Ltd is is also (1 share) owned by Aetna Global Benefits (Bermuda) Limited
*9 Aetna Services (Thailand) Limited is also (1 share) owned by Aetna Global Benefits (Bermuda) Limited and (1 share) owned by Aetna Global Holdings Limited

SCHEDULE Y - INFORMATION CONCERNING ACTIVITIES OF INSURANCE MEMBERS OF A HOLDING COMPANY GROUP

PART 1 - ORGANIZATIONAL CHART

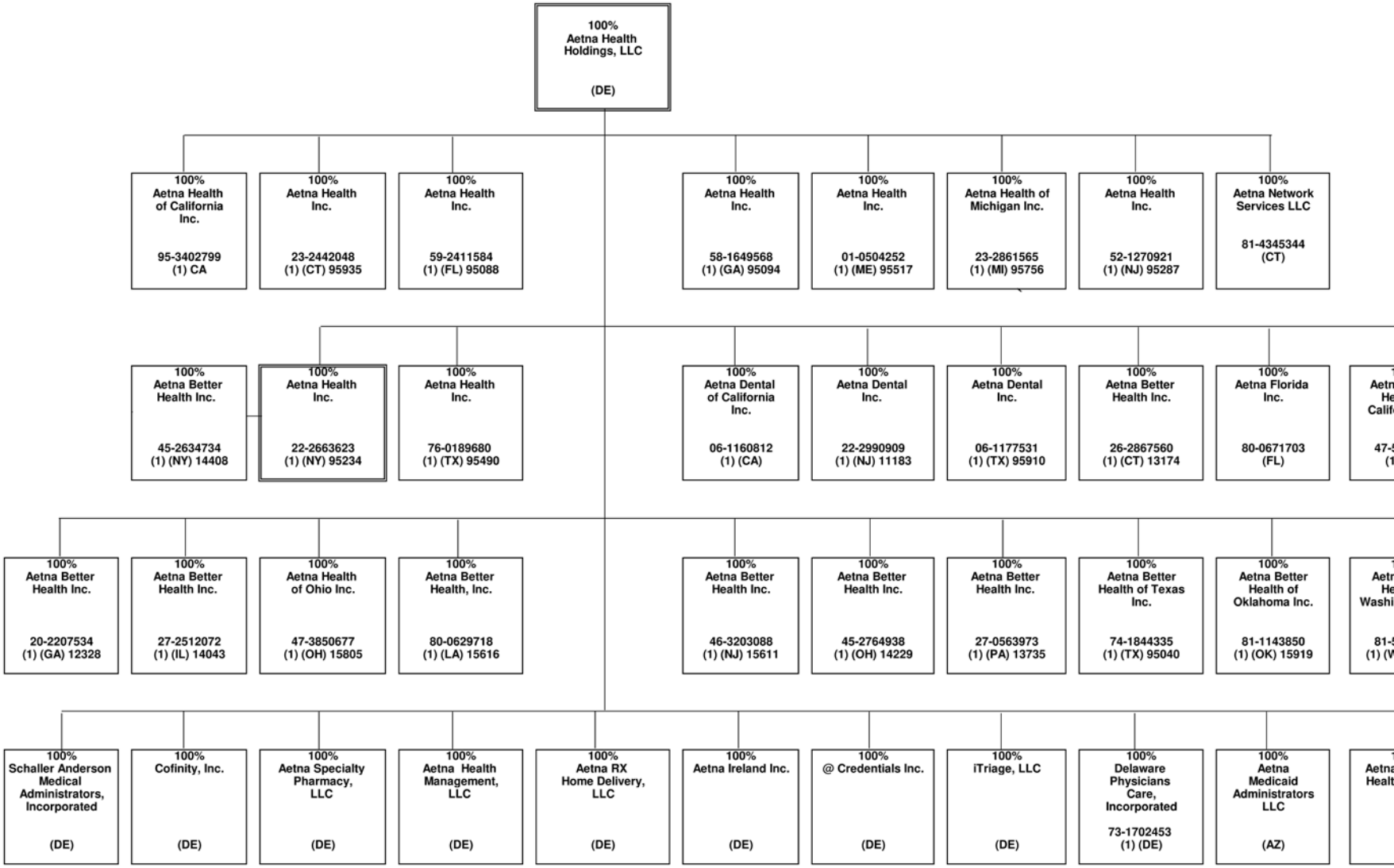

SCHEDULE Y - INFORMATION CONCERNING ACTIVITIES OF INSURANCE MEMBERS OF A HOLDING COMPANY GROUP

PART 1 - ORGANIZATIONAL CHART

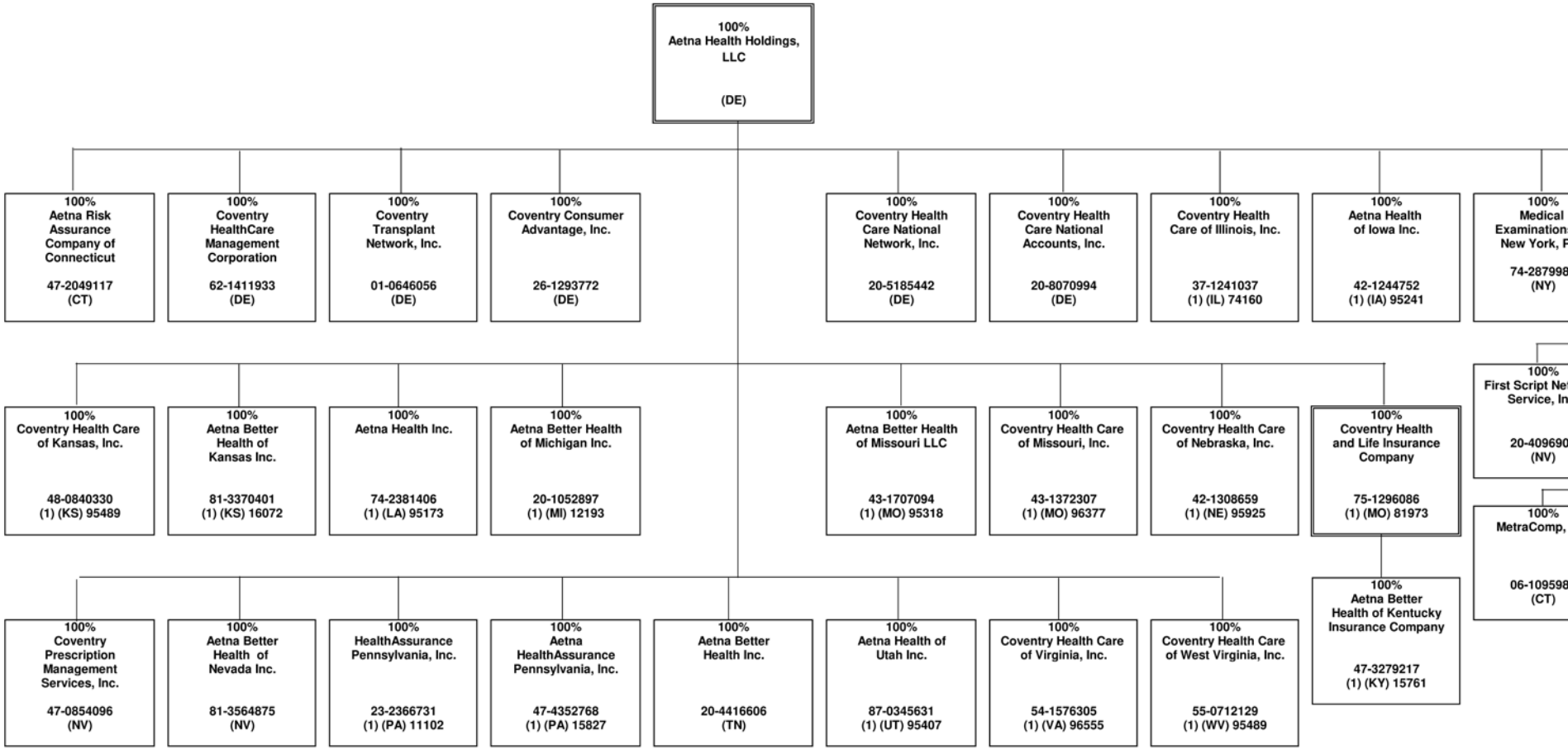

SCHEDULE Y - INFORMATION CONCERNING ACTIVITIES OF INSURANCE MEMBERS OF A HOLDING COMPANY GROUP

PART 1 - ORGANIZATIONAL CHART

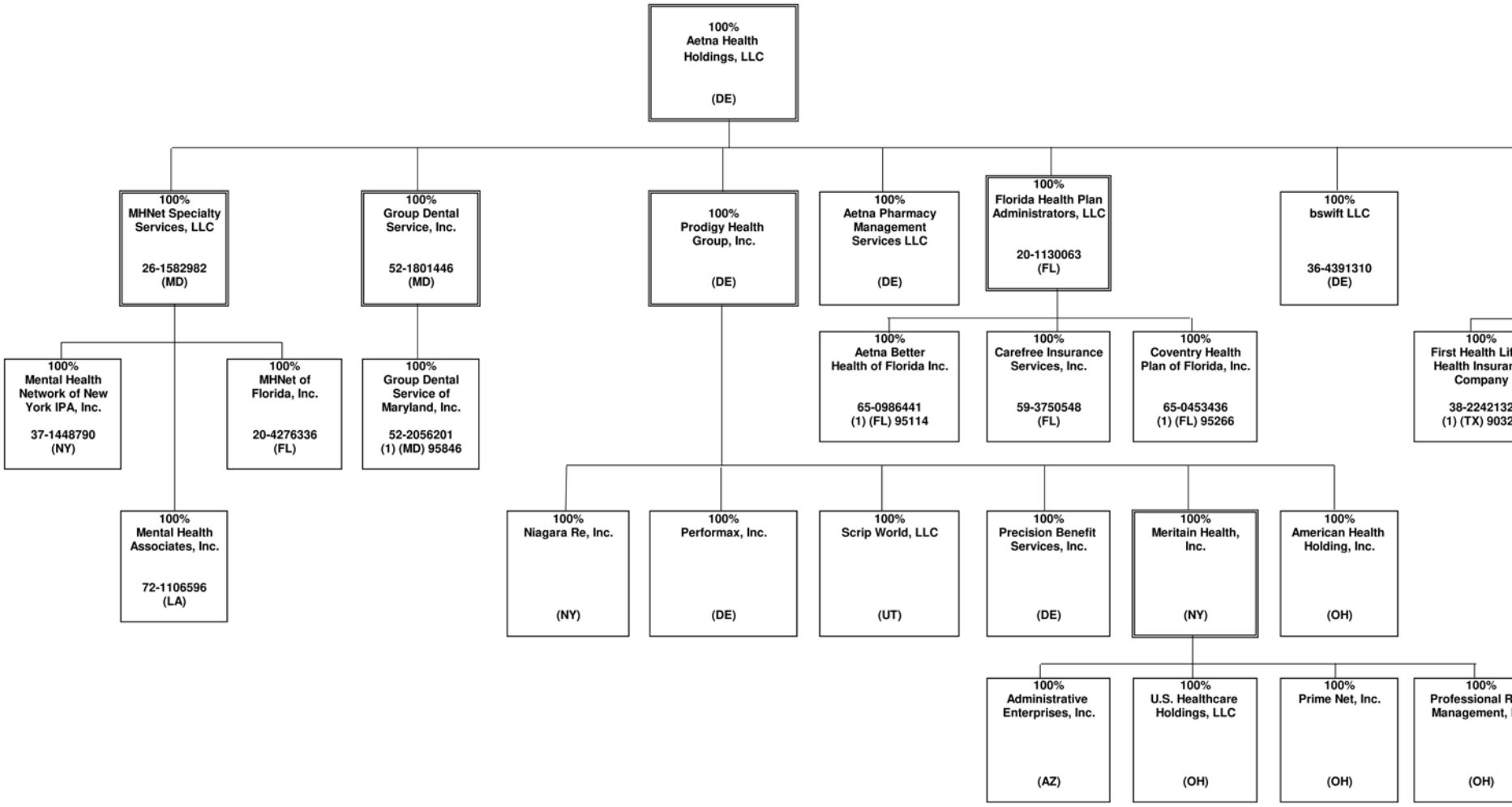

SCHEDULE Y - INFORMATION CONCERNING ACTIVITIES OF INSURANCE MEMBERS OF A HOLDING COMPANY GROUP

PART 1 - ORGANIZATIONAL CHART

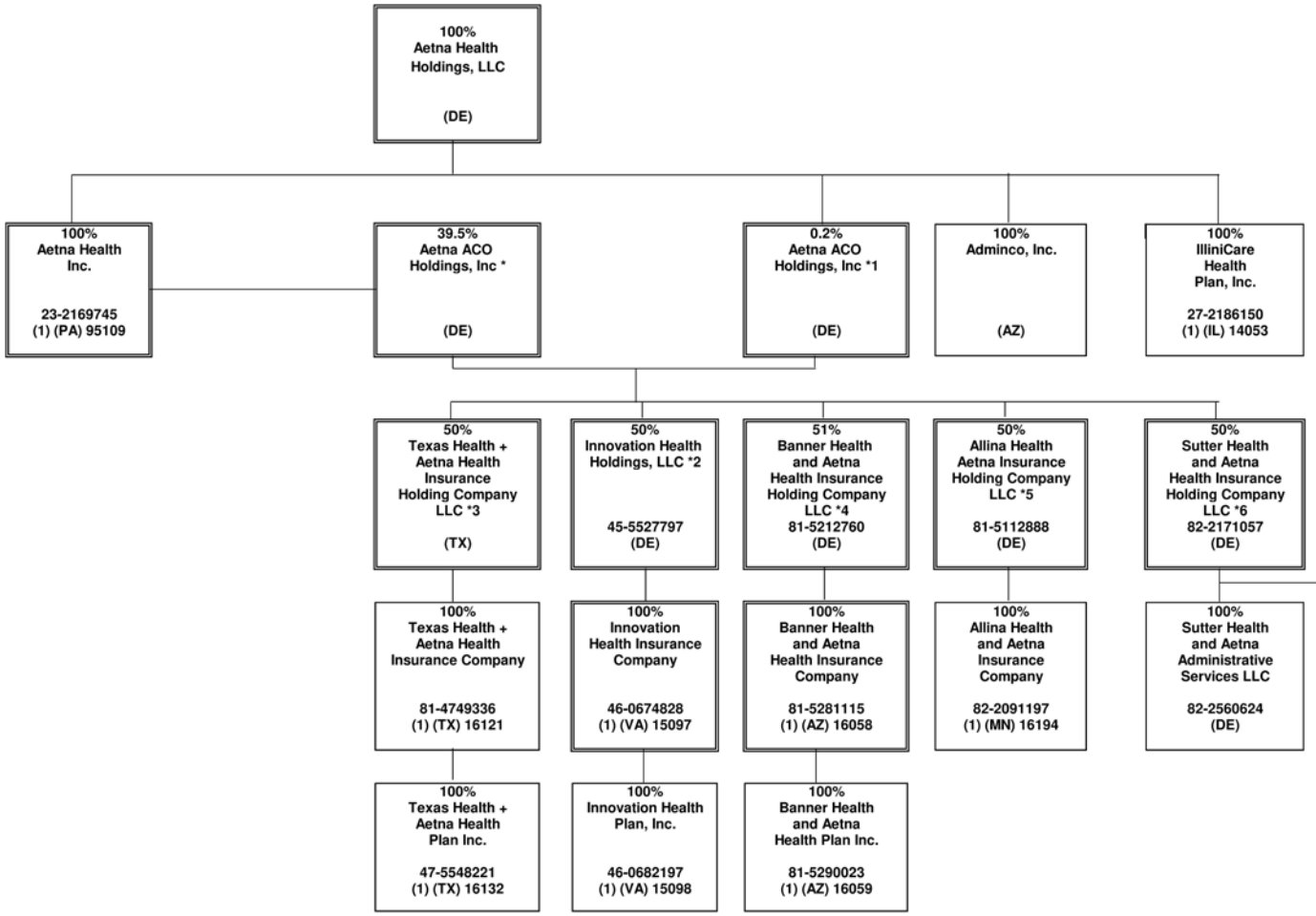

*1 Aetna ACO Holdings Inc. is owned by Aetna Life Insurance Company (302 shares); Aetna Health Inc. (PA) (198 shares); and Aetna Health Holdings, LLC (1 share).
*2 Innovation Health Holdings, LLC is also 50% owned by Inova Health System Foundation.
*3 Texas Health + Aetna Health Insurance Holding Company LLC is also 50% owned by Texas Health Resources.
*4 Banner Health and Aetna Health Insurance Holding Company LLC is also 49% owned by Banner Health.
*5 Allina Health and Aetna Insurance Holding Company LLC is also 50% owned by Allina Health.
*6 Sutter Health and Aetna Insurance Holding Company LLC is also 50% owned by Sutter Health Plan Products Organization, LLC.

SCHEDULE Y - INFORMATION CONCERNING ACTIVITIES OF INSURANCE MEMBERS OF A HOLDING COMPANY G

PART 1 - ORGANIZATIONAL CHART

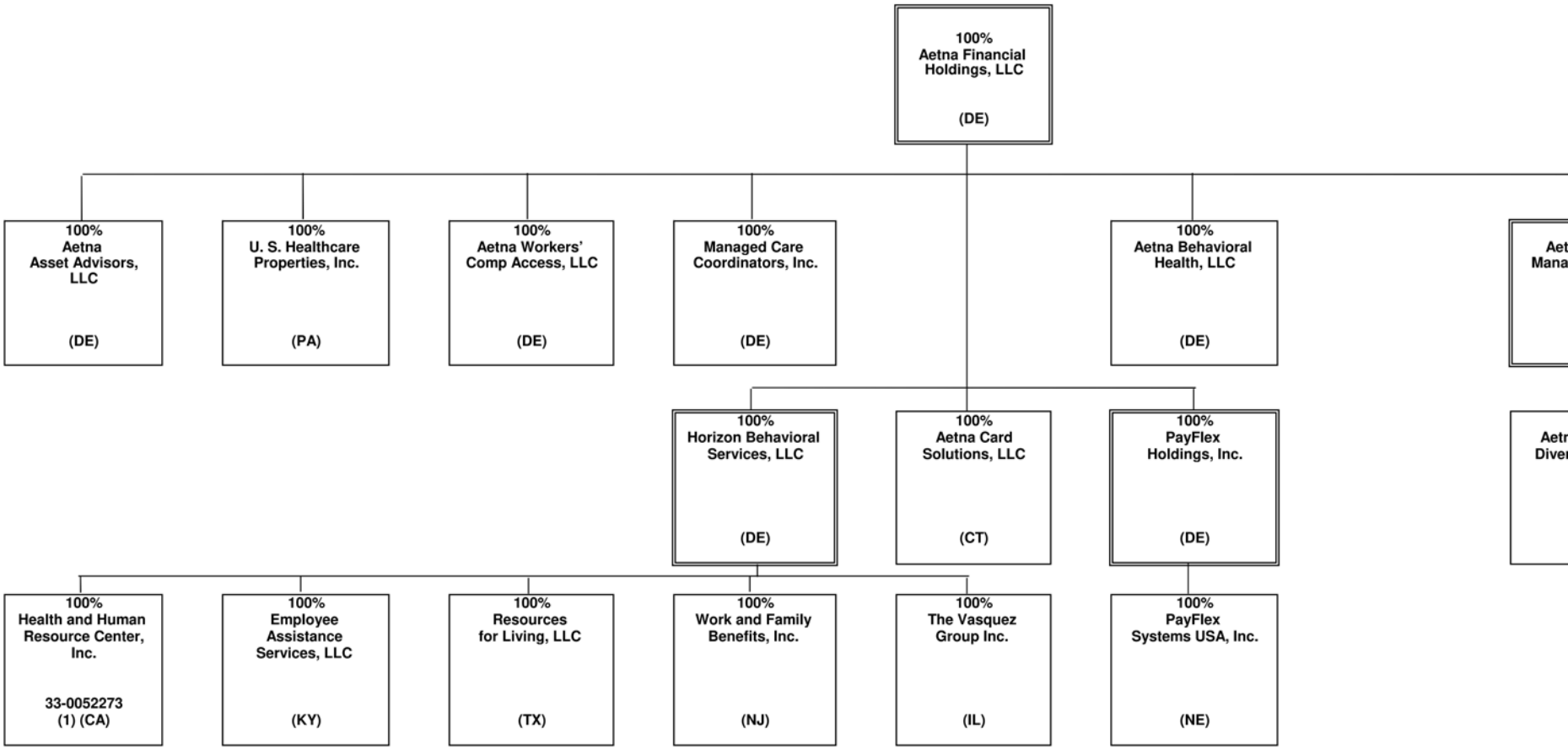

* Aetna Life Insurance Company owns substantially all of the non-managing member interests of Aetna Partners Diversified Fund, LLC.

SCHEDULE Y - INFORMATION CONCERNING ACTIVITIES OF INSURANCE MEMBERS OF A HOLDING COMPANY GROUP

PART 1 - ORGANIZATIONAL CHART

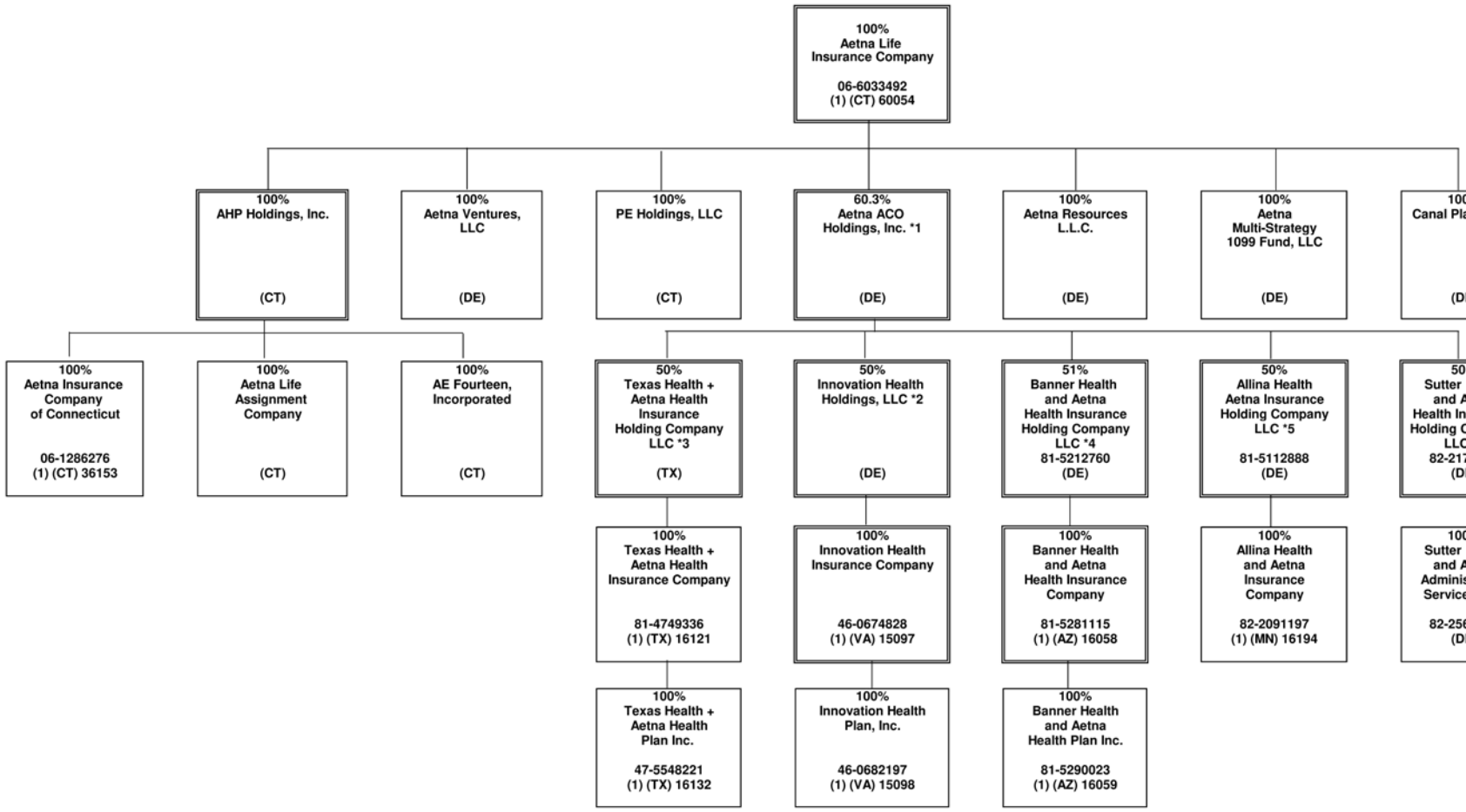

*1 Aetna ACO Holdings Inc. is owned by Aetna Life Insurance Company (302 shares); Aetna Health Inc. (PA) (198 shares); and Aetna Health Holdings, LLC (1 share).
*2 Innovation Health Holdings, LLC is also 50% owned by Inova Health System Foundation.
*3 Texas Health + Aetna Health Insurance Holding Company LLC is also 50% owned by Texas Health Resources.
*4 Banner Health and Aetna Health Insurance Holding Company LLC is also 49% owned by Banner Health.
*5 Allina Health and Aetna Insurance Holding Company LLC is also 50% owned by Allina Health.
*6 Sutter Health and Aetna Insurance Holding Company LLC is also 50% owned by Sutter Health Plan Products Organization, LLC.

SCHEDULE Y

PART 1A - DETAIL OF INSURANCE HOLDING COMPANY SYSTEM

1 Group Code	2 Group Name	3 NAIC Company Code	4 ID Number	5 Federal RSSD	6 CIK	7 Name of Securities Exchange if Publicly Traded (U.S. or International)	8 Names of Parent, Subsidiaries Or Affiliates	9 Domiciliary Location	10 Relationship to Reporting Entity	11 Directly Controlled by (Name of Entity/Person)	12 Type of Control (Ownership, Board, Management, Attorney-in-Fact, Influence, Other)
0001	CVS HEALTH GROUP		05-0494040		0000064803	NYSE	CVS Health Corporation	DE	UIP	Board of Directors	Board of Directors
0001	CVS HEALTH GROUP	63444	06-1566092				Accendo Insurance Company	UT	IA	Part D Holding Company, L.L.C.	Ownership
0001	CVS HEALTH GROUP	12575	20-2833904				SilverScript Insurance Company	TN	IA	Part D Holding Company, L.L.C.	Ownership
0001	CVS HEALTH GROUP	00000	05-0340626				CVS Pharmacy, Inc	RI	UIP	CVS Health Corporation	Ownership
0001	CVS HEALTH GROUP	00000	20-8404182				Caremark, Rx., L.L.C.	DE	NIA	CVS Pharmacy, Inc	Ownership
0001	CVS HEALTH GROUP	00000	61-1715010				Part D Holding Company, L.L.C.	DE	NIA	Caremark, Rx., L.L.C.	Ownership
0001	CVS HEALTH GROUP	00000	33-1113587				CVS Caremark Part D Services, L.L.C.	DE	NIA	Caremark, Rx., L.L.C.	Ownership
0001	CVS HEALTH GROUP	00000	87-0548860				RxAmerica, L.L.C.	DE	NIA	Caremark, Rx., L.L.C.	Ownership
0001	CVS HEALTH GROUP	00000	11-2580136				Caremark Ulysses Holding Corporation	NY	NIA	Caremark, Rx., L.L.C.	Ownership
0001	CVS HEALTH GROUP	00000	87-0804047				MemberHealth L.L.C.	DE	NIA	Caremark Ulysses Holding Corporation	Ownership
0001	CVS HEALTH GROUP	00000	05-0500188				CVS Caremark Indemnity, Ltd.	BMU	IA	CVS Foreign, Inc.	Ownership
0001	CVS HEALTH GROUP	00000	27-1298765				UAC Holding, Inc	DE	NIA	Caremark Ulysses Holding Corporation	Ownership
0001	CVS HEALTH GROUP	00000	05-0497953				CVS Foreign, Inc.	NY	NIA	CVS Health Corporation	Ownership
0001	CVS HEALTH GROUP	00000	23-2229683	3060706	0001122304		Aetna Inc.	PA	UIP	CVS Pharmacy, Inc	Ownership
0001	CVS HEALTH GROUP	00000	30-0123754				Aetna Health Holdings, LLC	DE	UDP	Aetna Inc.	Ownership
0001	CVS HEALTH GROUP	00000	95-3402799				Aetna Health of California Inc.	CA	IA	Aetna Health Holdings, LLC	Ownership
0001	CVS HEALTH GROUP	95935	23-2442048				Aetna Health Inc.	CT	IA	Aetna Health Holdings, LLC	Ownership
0001	CVS HEALTH GROUP	95088	59-2411584				Aetna Health Inc.	FL	IA	Aetna Health Holdings, LLC	Ownership
0001	CVS HEALTH GROUP	95094	58-1649568				Aetna Health Inc.	GA	IA	Aetna Health Holdings, LLC	Ownership
0001	CVS HEALTH GROUP	95517	01-0504252				Aetna Health Inc.	ME	RE	Aetna Health Holdings, LLC	Ownership
0001	CVS HEALTH GROUP	95756	23-2861565				Aetna Health of Michigan Inc.	MI	IA	Aetna Health Holdings, LLC	Ownership
0001	CVS HEALTH GROUP	95287	52-1270921				Aetna Health Inc.	NJ	IA	Aetna Health Holdings, LLC	Ownership
0001	CVS HEALTH GROUP	95234	22-2663623				Aetna Health Inc.	NY	IA	Aetna Health Holdings, LLC	Ownership
0001	CVS HEALTH GROUP	14408	45-2634734				Aetna Better Health Inc.	NY	IA	Aetna Health Inc. (NY)	Ownership
0001	CVS HEALTH GROUP	95490	76-0189680				Aetna Health Inc.	TX	IA	Aetna Health Holdings, LLC	Ownership
0001	CVS HEALTH GROUP	95040	74-1844335				Aetna Better Health of Texas Inc.	TX	IA	Aetna Health Holdings, LLC	Ownership
0001	CVS HEALTH GROUP	12328	20-2207534				Aetna Better Health Inc.	GA	IA	Aetna Health Holdings, LLC	Ownership
0001	CVS HEALTH GROUP	00000	06-1160812				Aetna Dental of California Inc.	CA	IA	Aetna Health Holdings, LLC	Ownership
0001	CVS HEALTH GROUP	11183	22-2990909				Aetna Dental Inc.	NJ	IA	Aetna Health Holdings, LLC	Ownership
0001	CVS HEALTH GROUP	95910	06-1177531				Aetna Dental Inc.	TX	IA	Aetna Health Holdings, LLC	Ownership
0001	CVS HEALTH GROUP	00000	30-0123760				Aetna Rx Home Delivery, LLC	DE	NIA	Aetna Health Holdings, LLC	Ownership
0001	CVS HEALTH GROUP	00000	13-3670795				Aetna Health Management, LLC	DE	NIA	Aetna Health Holdings, LLC	Ownership
0001	CVS HEALTH GROUP	00000	22-3187443				Aetna Ireland Inc.	DE	NIA	Aetna Health Holdings, LLC	Ownership
0001	CVS HEALTH GROUP	00000	57-1209768				Aetna Specialty Pharmacy, LLC	DE	NIA	Aetna Health Holdings, LLC	Ownership
0001	CVS HEALTH GROUP	00000	20-1274723				Cofinity, Inc.	DE	NIA	Aetna Health Holdings, LLC	Ownership
0001	CVS HEALTH GROUP	00000	23-2671370				@Credentials Inc.	DE	NIA	Aetna Health Holdings, LLC	Ownership
0001	CVS HEALTH GROUP	00000					Aetna Services (Thailand) Limited	THA	NIA	Health Care Management Co. Ltd.	Ownership
0001	CVS HEALTH GROUP	13735	27-0563973				Aetna Better Health Inc.	PA	IA	Aetna Health Holdings, LLC	Ownership
0001	CVS HEALTH GROUP	13174	26-2867560				Aetna Better Health Inc.	CT	IA	Aetna Health Holdings, LLC	Ownership
0001	CVS HEALTH GROUP	00000	47-5178095				Aetna Better Health of California Inc.	CA	IA	Aetna Health Holdings, LLC	Ownership
0001	CVS HEALTH GROUP	14043	27-2512072				Aetna Better Health Inc.	IL	IA	Aetna Health Holdings, LLC	Ownership
0001	CVS HEALTH GROUP	15805	47-3850677				Aetna Health of Ohio Inc.	OH	IA	Aetna Health Holdings, LLC	Ownership
0001	CVS HEALTH GROUP	15616	80-0629718				Aetna Better Health, Inc.	LA	IA	Aetna Health Holdings, LLC	Ownership
0001	CVS HEALTH GROUP	00000	80-0671703				Aetna Florida Inc.	FL	NIA	Aetna Health Holdings, LLC	Ownership
0001	CVS HEALTH GROUP	14229	25-2764938				Aetna Better Health Inc.	OH	IA	Aetna Health Holdings, LLC	Ownership
0001	CVS HEALTH GROUP	15611	46-3203088				Aetna Better Health Inc.	NJ	IA	Aetna Health Holdings, LLC	Ownership
0001	CVS HEALTH GROUP	15919	81-1143850				Aetna Better Health of Oklahoma Inc.	OK	IA	Aetna Health Holdings, LLC	Ownership
0001	CVS HEALTH GROUP	00000	04-2708160				Aetna Student Health Agency Inc.	MA	NIA	Aetna Health Holdings, LLC	Ownership
0001	CVS HEALTH GROUP	00000	73-1702453				Delaware Physicians Care, Incorporated	DE	IA	Aetna Health Holdings, LLC	Ownership
0001	CVS HEALTH GROUP	00000	01-0826783				Schaller Anderson Medical Administrators, Incorporated	DE	NIA	Aetna Health Holdings, LLC	Ownership
0001	CVS HEALTH GROUP	00000	86-0842559				Aetna Medicaid Adminstrators LLC	AZ	NIA	Aetna Health Holdings, LLC	Ownership
0001	CVS HEALTH GROUP	00000	45-2944270				iTriage, LLC	DE	NIA	Aetna Health Holdings, LLC	Ownership
0001	CVS HEALTH GROUP	00000	16-1471176				Prodigy Health Group, Inc.	DE	NIA	Aetna Health Holdings, LLC	Ownership

SCHEDULE Y

PART 1A - DETAIL OF INSURANCE HOLDING COMPANY SYSTEM

1 Group Code	2 Group Name	3 NAIC Company Code	4 ID Number	5 Federal RSSD	6 CIK	7 Name of Securities Exchange if Publicly Traded (U.S. or International)	8 Names of Parent, Subsidiaries Or Affiliates	9 Domiciliary Location	10 Relationship to Reporting Entity	11 Directly Controlled by (Name of Entity/Person)	12 Type of Control (Ownership, Board, Management, Attorney-in-Fact, Influence, Other)
0001	CVS HEALTH GROUP	00000	45-4901541				Aetna ACO Holdings, Inc.	DE	NIA	Aetna Health Holdings, LLC	Ownership
0001	CVS HEALTH GROUP	00000	45-5527797				Innovation Health Holdings, LLC	DE	NIA	Aetna ACO Holdings, Inc.	Ownership
0001	CVS HEALTH GROUP	15097	46-0674828				Innovation Health Insurance Company	VA	IA	Innovation Health Holdings, LLC	Ownership
0001	CVS HEALTH GROUP	15098	46-0682197				Innovation Health Plan, Inc.	VA	IA	Innovation Health Insurance Company	Ownership
0001	CVS HEALTH GROUP	00000	81-3789357				Texas Health + Aetna Health Insurance Holding Company LLC	TX	NIA	Aetna ACO Holdings, Inc.	Ownership
0001	CVS HEALTH GROUP	16121	81-4749336				Texas Health + Aetna Health Insurance Company	TX	IA	Texas Health + Aetna Health Insurance Holding Company LLC	Ownership
0001	CVS HEALTH GROUP	16132	47-5548221				Texas Health + Aetna Health Plan Inc.	TX	IA	Texas Health + Aetna Health Insurance Company	Ownership
0001	CVS HEALTH GROUP	95109	23-2169745				Aetna Health Inc.	PA	IA	Aetna Health Holdings, LLC	Ownership
0001	CVS HEALTH GROUP	00000	45-4901541				Aetna ACO Holdings, Inc.	DE	NIA	Aetna Health Inc. (PA)	Ownership
0001	CVS HEALTH GROUP	00000	20-0438576				Niagara Re, Inc.	NY	NIA	Prodigy Health Group, Inc.	Ownership
0001	CVS HEALTH GROUP	00000	52-2200070				Performax, Inc.	DE	NIA	Prodigy Health Group, Inc.	Ownership
0001	CVS HEALTH GROUP	00000	87-0632355				Scrip World, LLC	UT	NIA	Prodigy Health Group, Inc.	Ownership
0001	CVS HEALTH GROUP	00000	27-1760756				Precision Benefit Services, Inc.	DE	NIA	Prodigy Health Group, Inc.	Ownership
0001	CVS HEALTH GROUP	00000	31-1368946				American Health Holding, Inc.	OH	NIA	Prodigy Health Group, Inc.	Ownership
0001	CVS HEALTH GROUP	00000	16-1264154				Meritain Health, Inc.	NY	NIA	Prodigy Health Group, Inc.	Ownership
0001	CVS HEALTH GROUP	00000	86-0537707				Adminco, Inc.	AZ	NIA	Aetna Health Holdings, LLC	Ownership
0001	CVS HEALTH GROUP	00000	86-0527428				Administrative Enterprises, Inc.	AZ	NIA	Meritain Health, Inc.	Ownership
0001	CVS HEALTH GROUP	00000	16-1684061				U.S. Healthcare Holdings, LLC	OH	NIA	Meritain Health, Inc.	Ownership
0001	CVS HEALTH GROUP	00000	34-1670299				Prime Net, Inc.	OH	NIA	Meritain Health, Inc.	Ownership
0001	CVS HEALTH GROUP	00000	34-1348032				Professional Risk Management, Inc.	OH	NIA	Meritain Health, Inc.	Ownership
0001	CVS HEALTH GROUP	68500	62-1181209				Continental Life Insurance Company of Brentwood, Tennessee	TN	IA	Aetna Inc.	Ownership
0001	CVS HEALTH GROUP	12321	20-2901054				American Continental Insurance Company	TN	IA	Continental Life Insurance Company of Brentwood, Tennessee	Ownership
0001	CVS HEALTH GROUP	60054	06-6033492				Aetna Life Insurance Company	CT	IA	Aetna Inc.	Ownership
0001	CVS HEALTH GROUP	00000	45-4901541				Aetna ACO Holdings, Inc.	DE	NIA	Aetna Life Insurance Company	Ownership
0001	CVS HEALTH GROUP	00000	06-1270755				AHP Holdings, Inc.	CT	NIA	Aetna Life Insurance Company	Ownership
0001	CVS HEALTH GROUP	36153	06-1286276				Aetna Insurance Company of Connecticut	CT	IA	AHP Holdings, Inc.	Ownership
0001	CVS HEALTH GROUP	00000	06-1028469				AE Fourteen, Incorporated	CT	NIA	AHP Holdings, Inc.	Ownership
0001	CVS HEALTH GROUP	00000	06-1373153				Aetna Life Assignment Company	CT	NIA	AHP Holdings, Inc.	Ownership
0001	CVS HEALTH GROUP	00000	20-3678339				PE Holdings, LLC	CT	NIA	Aetna Life Insurance Company	Ownership
0001	CVS HEALTH GROUP	00000	06-1423207				Aetna Resources L.L.C.	DE	NIA	Aetna Life Insurance Company	Ownership
0001	CVS HEALTH GROUP	00000					Canal Place, LLC	DE	NIA	Aetna Life Insurance Company	Ownership
0001	CVS HEALTH GROUP	00000	20-3180700				Aetna Ventures, LLC	DE	NIA	Aetna Life Insurance Company	Ownership
0001	CVS HEALTH GROUP	00000			0001552250		Aetna Multi-Strategy 1099 Fund, LLC	DE	NIA	Aetna Life Insurance Company	Ownership
0001	CVS HEALTH GROUP	00000	41-2035961				Aetna Financial Holdings, LLC	DE	NIA	Aetna Inc.	Ownership
0001	CVS HEALTH GROUP	00000	26-2030792				Aetna Asset Advisors, LLC	DE	NIA	Aetna Financial Holdings, LLC	Ownership
0001	CVS HEALTH GROUP	00000	23-2354500				U.S. Healthcare Properties, Inc.	PA	NIA	Aetna Financial Holdings, LLC	Ownership
0001	CVS HEALTH GROUP	00000	38-3704481				Aetna Capital Management, LLC	DE	NIA	Aetna Financial Holdings, LLC	Ownership
0001	CVS HEALTH GROUP	00000	11-3667142		0001314522		Aetna Partners Diversified Fund, LLC	DE	NIA	Aetna Capital Management, LLC	Ownership
0001	CVS HEALTH GROUP	00000	20-0446676				Aetna Workers' Comp Access, LLC	DE	NIA	Aetna Financial Holdings, LLC	Ownership
0001	CVS HEALTH GROUP	00000	20-0446713				Aetna Behavioral Health, LLC	DE	NIA	Aetna Financial Holdings, LLC	Ownership
0001	CVS HEALTH GROUP	00000	23-2670015				Managed Care Coordinators, Inc.	DE	NIA	Aetna Financial Holdings, LLC	Ownership
0001	CVS HEALTH GROUP	00000	59-3269144				Horizon Behavioral Services, LLC	DE	NIA	Aetna Financial Holdings, LLC	Ownership
0001	CVS HEALTH GROUP	00000	61-1193498				Employee Assistance Services, LLC	KY	NIA	Horizon Behavioral Services, LLC	Ownership
0001	CVS HEALTH GROUP	00000	33-0052273				Health and Human Resource Center, Inc.	CA	IA	Horizon Behavioral Services, LLC	Ownership
0001	CVS HEALTH GROUP	00000	75-2420973				Resources for Living, LLC	TX	NIA	Horizon Behavioral Services, LLC	Ownership
0001	CVS HEALTH GROUP	00000	36-3681261				The Vasquez Group Inc.	IL	NIA	Horizon Behavioral Services, LLC	Ownership
0001	CVS HEALTH GROUP	00000	22-3178125				Work and Family Benefits, Inc.	NJ	NIA	Horizon Behavioral Services, LLC	Ownership
0001	CVS HEALTH GROUP	00000	27-1773021				Aetna Card Solutions, LLC	CT	NIA	Aetna Financial Holdings, LLC	Ownership
0001	CVS HEALTH GROUP	00000	20-5216478				PayFlex Holdings, Inc.	DE	NIA	Aetna Financial Holdings, LLC	Ownership

SCHEDULE Y

PART 1A - DETAIL OF INSURANCE HOLDING COMPANY SYSTEM

1	2	3	4	5	6	7	8	9	10	11	12
Group Code	Group Name	NAIC Company Code	ID Number	Federal RSSD	CIK	Name of Securities Exchange if Publicly Traded (U.S. or International)	Names of Parent, Subsidiaries Or Affiliates	Domiciliary Location	Relationship to Reporting Entity	Directly Controlled by (Name of Entity/Person)	Type of Control (Ownership, Board, Management, Attorney-in-Fact, Influence, Other)
0001	CVS HEALTH GROUP	00000	91-1774434				PayFlex Systems USA, Inc.	NE	NIA	PayFlex Holdings, Inc.	Ownership
0001	CVS HEALTH GROUP	78700	06-0876836				Aetna Health and Life Insurance Company	CT	IA	Aetna Inc.	Ownership
0001	CVS HEALTH GROUP	72052	23-2710210				Aetna Health Insurance Company	PA	IA	Aetna Inc.	Ownership
0001	CVS HEALTH GROUP	84450	57-0805126				Aetna Health Insurance Company of New York	NY	IA	Aetna Inc.	Ownership
0001	CVS HEALTH GROUP	00000	06-1571642				Aetna International Inc.	CT	NIA	Aetna Inc.	Ownership
0001	CVS HEALTH GROUP	00000	98-0211470				Aetna Life & Casualty (Bermuda) Ltd.	BMU	IA	Aetna International Inc.	Ownership
0001	CVS HEALTH GROUP	00000					Aetna Insurance (Singapore) PTE. LTD.	SGP	IA	Aetna International Inc.	Ownership
0001	CVS HEALTH GROUP	00000					Aetna Global Benefits (Bermuda) Limited	BMU	NIA	Aetna International Inc.	Ownership
0001	CVS HEALTH GROUP	00000					Goodhealth Worldwide (Global) Limited	BMU	NIA	Aetna Global Benefits (Bermuda) Limited	Ownership
0001	CVS HEALTH GROUP	00000					Aetna Global Benefits (Europe) Limited	GBR	NIA	Aetna Global Benefits (Bermuda) Limited	Ownership
0001	CVS HEALTH GROUP	00000					Goodhealth Worldwide (Asia) Limited	HKG	NIA	Aetna Global Benefits (Bermuda) Limited	Ownership
0001	CVS HEALTH GROUP	00000					Aetna Global Benefits Limited	ARE	NIA	Aetna Global Benefits (Bermuda) Limited	Ownership
0001	CVS HEALTH GROUP	00000					PT. Aetna Global Benefits Indonesia	IDN	NIA	Aetna Global Benefits (Bermuda) Limited	Ownership
0001	CVS HEALTH GROUP	00000					Aetna Global Benefits (Middle East) LLC	ARE	NIA	Aetna Global Benefits (Bermuda) Limited	Ownership
0001	CVS HEALTH GROUP	00000					Aetna Global Benefits (Asia Pacific) Limited	HKG	NIA	Aetna Global Benefits (Bermuda) Limited	Ownership
0001	CVS HEALTH GROUP	00000					PT Aetna Management Consulting	IDN	NIA	Aetna International Inc.	Ownership
0001	CVS HEALTH GROUP	00000					Spinnaker Topco Limited	BMU	NIA	Aetna Global Benefits (Bermuda) Limited	Ownership
0001	CVS HEALTH GROUP	00000					Spinnaker Bidco Limited	GBR	NIA	Spinnaker Topco Limited	Ownership
0001	CVS HEALTH GROUP	00000					Aetna Holdco (UK) Limited	GBR	NIA	Spinnaker Bidco Limited	Ownership
0001	CVS HEALTH GROUP	00000					PT Aetna Management Consulting	IDN	NIA	Aetna Global Benefits (Asia Pacific) Limited	Ownership
0001	CVS HEALTH GROUP	00000					Aetna Global Benefits (UK) Limited	GBR	NIA	Aetna Holdco (UK) Limited	Ownership
0001	CVS HEALTH GROUP	00000					Aetna Insurance Company Limited	GBR	IA	Aetna Holdco (UK) Limited	Ownership
0001	CVS HEALTH GROUP	00000					Indian Health Organisation Private Limited	IND	NIA	Aetna Global Benefits (Asia Pacific) Limited	Ownership
0001	CVS HEALTH GROUP	00000					Aetna Health Insurance Company of Europe DAC	IRL	IA	Aetna International Inc.	Ownership
0001	CVS HEALTH GROUP	00000					Aetna (Shanghai) Enterprise Services Co. Ltd.	CHN	NIA	Aetna International Inc.	Ownership
0001	CVS HEALTH GROUP	00000					Aetna (Beijing) Enterprise Management Services Co., Ltd.	CHN	NIA	Aetna (Shanghai) Enterprise Services Co. Ltd.	Ownership
0001	CVS HEALTH GROUP	00000					Aetna Global Benefits (Singapore) PTE. LTD.	SGP	NIA	Aetna International Inc.	Ownership
0001	CVS HEALTH GROUP	00000					Indian Health Organisation Private Limited	IND	NIA	Aetna Global Benefits (Singapore) PTE. LTD.	Ownership
0001	CVS HEALTH GROUP	00000	22-2578985				AUSHC Holdings, Inc.	CT	NIA	Aetna Inc.	Ownership
0001	CVS HEALTH GROUP	00000					Aetna Global Holdings Limited	GBR	NIA	Aetna International Inc.	Ownership
0001	CVS HEALTH GROUP	00000					Aetna Korea Ltd.	KOR	NIA	Aetna Global Holdings Limited	Ownership
0001	CVS HEALTH GROUP	00000					Aetna Insurance (Hong Kong) Limited	HKG	NIA	Aetna Global Holdings Limited	Ownership
0001	CVS HEALTH GROUP	00000	06-1182176				PHPSNE Parent Corporation	DE	NIA	AUSHC Holdings, Inc.	Ownership
0001	CVS HEALTH GROUP	00000	52-2182411				Active Health Management, Inc.	DE	NIA	Aetna Inc.	Ownership
0001	CVS HEALTH GROUP	00000	47-0970432				Health Data & Management Solutions, Inc.	DE	NIA	Active Health Management, Inc.	Ownership
0001	CVS HEALTH GROUP	00000	23-2604867				Aetna Integrated Informatics, Inc.	PA	NIA	Active Health Management, Inc.	Ownership
0001	CVS HEALTH GROUP	13980	27-2192415				Health Re, Inc.	VT	IA	Aetna Inc.	Ownership
0001	CVS HEALTH GROUP	00000	81-0579372				Phoenix Data Solutions LLC	DE	NIA	Aetna Inc.	Ownership
0001	CVS HEALTH GROUP	00000	46-2469464				Healthagen LLC	CT	NIA	Aetna Inc.	Ownership
0001	CVS HEALTH GROUP	00000	51-0029326				ASI Wings, LLC	DE	NIA	Aetna Inc.	Ownership
0001	CVS HEALTH GROUP	00000					Echo Merger Sub, Inc.	DE	NIA	Aetna Inc.	Ownership
0001	CVS HEALTH GROUP	00000					Aetna Corporate Services, LLC	DE	NIA	Aetna Inc.	Ownership
0001	CVS HEALTH GROUP	81973	75-1296086				Coventry Health and Life Insurance Company	MO	IA	Aetna Health Holdings, LLC	Ownership
0001	CVS HEALTH GROUP	15761	47-3279217				Aetna Better Health of Kentucky Insurance Company	KY	IA	Coventry Health and Life Insurance Company	Ownership
0001	CVS HEALTH GROUP	00000	52-1801446				Group Dental Service, Inc.	MD	NIA	Aetna Health Holdings, LLC	Ownership
0001	CVS HEALTH GROUP	95846	52-2056201				Group Dental Service of Maryland, Inc.	MD	IA	Group Dental Service, Inc.	Ownership

SCHEDULE Y

PART 1A - DETAIL OF INSURANCE HOLDING COMPANY SYSTEM

1 Group Code	2 Group Name	3 NAIC Company Code	4 ID Number	5 Federal RSSD	6 CIK	7 Name of Securities Exchange if Publicly Traded (U.S. or International)	8 Names of Parent, Subsidiaries Or Affiliates	9 Domiciliary Location	10 Relationship to Reporting Entity	11 Directly Controlled by (Name of Entity/Person)	12 Type of Control (Ownership, Board, Management, Attorney-in-Fact, Influence, Other)
0001	CVS HEALTH GROUP		81-4345344				Aetna Network Services LLC	CT	NIA	Aetna Health Holdings, LLC	Ownership
0001	CVS HEALTH GROUP	95241	42-1244752				Aetna Health of Iowa Inc.	IA	IA	Aetna Health Holdings, LLC	Ownership
0001	CVS HEALTH GROUP	95925	42-1308659				Coventry Health Care of Nebraska, Inc.	NE	IA	Aetna Health Holdings, LLC	Ownership
0001	CVS HEALTH GROUP	00000	47-2049117				Aetna Risk Assurance Company of Connecticut Inc.	CT	IA	Aetna Health Holdings, LLC	Ownership
0001	CVS HEALTH GROUP	95173	74-2381406				Aetna Health Inc.	LA	IA	Aetna Health Holdings, LLC	Ownership
0001	CVS HEALTH GROUP	11102	23-2366731				HealthAssurance Pennsylvania, Inc.	PA	IA	Aetna Health Holdings, LLC	Ownership
0001	CVS HEALTH GROUP	00000	47-0854096				Coventry Prescription Management Services, Inc.	NV	NIA	Aetna Health Holdings, LLC	Ownership
0001	CVS HEALTH GROUP	16148	81-3564875				Aetna Better Health of Nevada Inc.	NV	NIA	Aetna Health Holdings, LLC	Ownership
0001	CVS HEALTH GROUP	96555	54-1576305				Coventry Health Care of Virginia, Inc.	VA	IA	Aetna Health Holdings, LLC	Ownership
0001	CVS HEALTH GROUP	00000	01-0646056				Coventry Transplant Network, Inc.	DE	NIA	Aetna Health Holdings, LLC	Ownership
0001	CVS HEALTH GROUP	96377	43-1372307				Coventry Health Care of Missouri, Inc.	MO	IA	Aetna Health Holdings, LLC	Ownership
0001	CVS HEALTH GROUP	95318	43-1702094				Aetna Better Health of Missouri LLC	MO	IA	Aetna Health Holdings, LLC	Ownership
0001	CVS HEALTH GROUP	95408	55-0712129				Coventry Health Care of West Virginia, Inc.	WV	IA	Aetna Health Holdings, LLC	Ownership
0001	CVS HEALTH GROUP	00000	62-1411933				Coventry HealthCare Management Corporation	DE	NIA	Aetna Health Holdings, LLC	Ownership
0001	CVS HEALTH GROUP	15827	47-4352768				Aetna HealthAssurance Pennsylvania, Inc.	PA	IA	Aetna Health Holdings, LLC	Ownership
0001	CVS HEALTH GROUP	95489	48-0840330				Coventry Health Care of Kansas, Inc.	KS	IA	Aetna Health Holdings, LLC	Ownership
0001	CVS HEALTH GROUP	16072	81-3370401				Aetna Better Health of Kansas Inc.	KS	IA	Aetna Health Holdings, LLC	Ownership
0001	CVS HEALTH GROUP	12193	20-1052897				Aetna Better Health of Michigan Inc.	MI	IA	Aetna Health Holdings, LLC	Ownership
0001	CVS HEALTH GROUP	95407	87-0345631				Aetna Health of Utah Inc.	UT	IA	Aetna Health Holdings, LLC	Ownership
0001	CVS HEALTH GROUP	00000	20-4416606				Aetna Better Health Inc.	TN	NIA	Aetna Health Holdings, LLC	Ownership
0001	CVS HEALTH GROUP	74160	37-1241037				Coventry Health Care of Illinois, Inc.	IL	IA	Aetna Health Holdings, LLC	Ownership
0001	CVS HEALTH GROUP	00000	20-8070994				Coventry Health Care National Accounts, Inc.	DE	NIA	Aetna Health Holdings, LLC	Ownership
0001	CVS HEALTH GROUP	00000	20-5185442				Coventry Health Care National Network, Inc.	DE	NIA	Aetna Health Holdings, LLC	Ownership
0001	CVS HEALTH GROUP	00000	26-1293772				Coventry Consumer Advantage, Inc.	DE	NIA	Aetna Health Holdings, LLC	Ownership
0001	CVS HEALTH GROUP	00000	20-8376354				Coventry Health Care Workers Compensation, Inc.	DE	NIA	Aetna Health Holdings, LLC	Ownership
0001	CVS HEALTH GROUP	00000	20-4096903				First Script Network Service, Inc.	NV	NIA	Coventry Health Care Workers' Compensation, Inc.	Ownership
0001	CVS HEALTH GROUP	00000	06-1095987				MetraComp, Inc.	CT	NIA	Coventry Health Care Workers' Compensation, Inc.	Ownership
0001	CVS HEALTH GROUP	00000	74-2879984				Medical Examinations of New York, P.C.	NY	NIA	Aetna Health Holdings, LLC	Ownership
0001	CVS HEALTH GROUP	00000	62-1266888				FOCUS Healthcare Management, Inc.	TN	NIA	Coventry Health Care Workers' Compensation, Inc.	Ownership
0001	CVS HEALTH GROUP	00000	87-0443226				Coventry Rehabilitation Services, Inc.	DE	NIA	Coventry Health Care Workers' Compensation, Inc.	Ownership
0001	CVS HEALTH GROUP	00000	20-1736437				First Health Group Corp.	DE	NIA	Aetna Health Holdings, LLC	Ownership
0001	CVS HEALTH GROUP	90328	38-2242132				First Health Life & Health Insurance Company	TX	IA	First Health Group Corp.	Ownership
0001	CVS HEALTH GROUP	00000	52-1320522				Claims Administration Corp.	MD	NIA	First Health Group Corp.	Ownership
0001	CVS HEALTH GROUP	00000	20-1130063				Florida Health Plan Administrators, LLC	FL	NIA	Aetna Health Holdings, LLC	Ownership
0001	CVS HEALTH GROUP	95114	65-0986441				Aetna Better Health of Florida Inc.	FL	IA	Florida Health Plan Administrators, LLC	Ownership
0001	CVS HEALTH GROUP	95266	65-0453436				Coventry Health Plan of Florida, Inc.	FL	IA	Florida Health Plan Administrators, LLC	Ownership
0001	CVS HEALTH GROUP	00000	59-3750548				Carefree Insurance Services, Inc.	FL	NIA	Florida Health Plan Administrators, LLC	Ownership
0001	CVS HEALTH GROUP	00000	36-4391310				bswift LLC	DE	NIA	Aetna Health Holdings, LLC	Ownership
0001	CVS HEALTH GROUP	00000					Virtual Home Healthcare L.L.C.	ARE	NIA	Aetna Global Holdings Limited	Ownership
0001	CVS HEALTH GROUP	00000	26-1582982				MHNet Specialty Services, LLC	MD	NIA	Aetna Health Holdings, LLC	Ownership
0001	CVS HEALTH GROUP	00000	37-1448790				Mental Health Network of New York IPA, Inc.	NY	NIA	MHNet Specialty Services, LLC	Ownership
0001	CVS HEALTH GROUP	00000	72-1106596				Mental Health Associates, Inc.	LA	NIA	MHNet Specialty Services, LLC	Ownership
0001	CVS HEALTH GROUP	00000	20-4276336				MHNet of Florida, Inc.	FL	IA	MHNet Specialty Services, LLC	Ownership
0001	CVS HEALTH GROUP	16242	81-5030233				Aetna Better Health of Washington, Inc.	WA	IA	Aetna Health Holdings, LLC	Ownership

SCHEDULE Y

PART 1A - DETAIL OF INSURANCE HOLDING COMPANY SYSTEM

1 Group Code	2 Group Name	3 NAIC Company Code	4 ID Number	5 Federal RSSD	6 CIK	7 Name of Securities Exchange if Publicly Traded (U.S. or International)	8 Names of Parent, Subsidiaries Or Affiliates	9 Domiciliary Location	10 Relationship to Reporting Entity	11 Directly Controlled by (Name of Entity/Person)	12 Type of Control (Ownership, Board, Management, Attorney-in-Fact, Influence, Other)
0001	CVS HEALTH GROUP	00000	81-5212760				Banner Health and Aetna Health Insurance Holding Company LLC	DE	NIA	Aetna ACO Holdings, Inc.	Ownership
0001	CVS HEALTH GROUP	16058	81-5281115				Banner Health and Aetna Health Insurance Company	AZ	IA	Banner Health and Aetna Health Insurance Holding Company LLC	Ownership
0001	CVS HEALTH GROUP	16059	81-5290023				Banner Health and Aetna Health Plan Inc.	AZ	IA	Banner Health and Aetna Health Insurance Company	Ownership
0001	CVS HEALTH GROUP	00000	81-5112888				Allina Health and Aetna Health Insurance Holding Company LLC	DE	NIA	Aetna ACO Holdings, Inc.	Ownership
0001	CVS HEALTH GROUP	16194	82-2091197				Allina Health and Aetna Insurance Company	MN	IA	Allina Health and Aetna Health Insurance Holding Company LLC	Ownership
0001	CVS HEALTH GROUP	00000	82-2171057				Sutter Health and Aetna Insurance Holding Company LLC	DE	NIA	Aetna ACO Holdings, Inc.	Ownership
0001	CVS HEALTH GROUP	00000	82-2560624				Sutter Health and Aetna Administrative Services LLC	DE	NIA	Sutter Health and Aetna Insurance Holding Company LLC	Ownership
0001	CVS HEALTH GROUP	00000	81-5290023				Sutter Health and Aetna Insurance Company	CA	NIA	Sutter Health and Aetna Insurance Holding Company LLC	Ownership
0001	CVS HEALTH GROUP	00000					Aetna Holdings (Thailand) Limited	THA	NIA	Aetna Global Holdings Limited	Ownership
0001	CVS HEALTH GROUP	00000					Aetna Health Insurance (Thailand) Public Company Limited	THA	NIA	Aetna Global Holdings Limited	Ownership
0001	CVS HEALTH GROUP	00000					Aetna Health Insurance (Thailand) Public Company Limited	THA	NIA	Minor Health Entreprise Co, Ltd.	Ownership
0001	CVS HEALTH GROUP	00000					Aetna Health Insurance (Thailand) Public Company Limited	THA	NIA	Health Care Management Co. Ltd.	Ownership
0001	CVS HEALTH GROUP	00000					Health Care Management Co. Ltd.	THA	NIA	Aetna Global Holdings Limited	Ownership
0001	CVS HEALTH GROUP	00000					Minor Health Entreprise Co, Ltd.	THA	NIA	Aetna Global Holdings Limited	Ownership
0001	CVS HEALTH GROUP	00000					Minor Health Entreprise Co, Ltd.	THA	NIA	Aetna Holdings (Thailand) Limited	Ownership
0001	CVS HEALTH GROUP	00000					Health Care Management Co. Ltd.	THA	NIA	Aetna Holdings (Thailand) Limited	Ownership
0001	CVS HEALTH GROUP	00000					Aetna Global Benefits (Bahamas) Limited	BHS	NIA	Aetna Global Benefits (Bermuda) Limited	Ownership
0001	CVS HEALTH GROUP	00000					Aetna Pharmacy Management Services LLC	DE	NIA	Aetna Health Holdings, LLC	Ownership
0001	CVS HEALTH GROUP	16558	82-3333789				Aetna Better Health of North Carolina Inc.	NC	IA	Aetna Health Holdings, LLC	Ownership
0001	CVS HEALTH GROUP	14053	27-2186150				IlliniCare Health Plan, Inc.	IL	IA	Aetna Health Holdings, LLC	Ownership

Asterisk	Explanation
1	Aetna Life Insurance Company own substantially all of the non-managing membership interests of Aetna Partners Diversified Fund LLC.
2	Indian Health Organisation Private Limited is 0.019857% owned by Aetna Global Benefits (Asia Pacific) and 99.980143% owned by Aetna Global Benefits (Singapore) PTE. LTD.
3	Aetna ACO Holdings Inc. is owned by Aetna Life Insurance Company (302 shares); Aetna Health Inc. (PA) (198 shares); and Aetna Health Holdings, LLC (1 share).
4	PT. Aetna Global Benefits Indonesia is also 20% owned by Suhatsyah Rivai, Aetna's Nominee.
5	Aetna Global Benefits (Middle East) LLC is also 51% owned by Euro Gulf LLC, Aetna's Nominee.
6	Innovation Health Holdings LLC. Is also 50% owned by Inova Health System Foundation.
7	PHPSNE Parent Corporation is 55% owned by AUSHC Holdings, Inc. The remaining 45% is owned by thirteen different hospitals (non-affiliates) which are shareholders with varying degrees of ownership.
8	Texas Health + Aetna Health Insurance Holding Company LLC is also 50% owned by Texas Health Resources.
9	Banner Health and Aetna Health Insurance Holding Company LLC is also 49% owned by Banner Health.
10	Allina Health and Aetna Insurance Holding Company LLC is also 50% owned by Allina Health.
11	Sutter Health and Aetna Insurance Holding Company LLC is also 50% owned by Sutter Health Plan Products Organization, LLC.
12	Aetna Holdings (Thailand) Limited is also 51% owned by Mr. Paiboon Sutantivorakoon plus Aetna Global Benefits (Bermuda) Limited owns 1 share

Asterisk	Explanation
13	Aetna Health Insurance (Thailand) Public Company Limited is also owned by Aetna Global Benefits (Bermuda) Limited (1 share), Mr. Sansanapongpherchar (1 share), Mr. Jitphasong Itsaraphakded (1 share); Mrs. Suphee Wattana (1 share); and Mr. E
14	Minor Health Enterprise Co, Ltd is also (1 share) owned by Aetna Global Benefits (Bermuda) Limited.
15	Virtual Home Health Care L.L.C. is also 51% owned by CBD Commercial Brokers LLC, Aetna's Nominee.
16	Health Care Management Co. Ltd. Is also (1 share) owned by Aetna Global Benefits (Bermuda) Limited.
17	Aetna Services (Thailand) Limited is also (1 share) owned by Aetna Global Benefits (Bermuda) Limited and (1 share) owned by Aetna Global Holdings Limited.

SUPPLEMENTAL EXHIBITS AND SCHEDULES INTERROGATORIES

The following supplemental reports are required to be filed as part of your statement filing. However, in the event that your company does not transact the type of business for which the special report must be filed, your response of NO to the specific interrogatory will be accepted in lieu of filing a "NONE" report and a bar code will be printed below. If the supplement is required of your company but is not being filed for whatever reason enter SEE EXPLANATION and provide an explanation following the interrogatory questions.

	Response
1. Will the Medicare Part D Coverage Supplement be filed with the state of domicile and the NAIC with this statement?	NO

Explanation:

1. The data for this supplement is not required to be filed.

Bar Code:

1. Medicare Part D Coverage Supplement [Document Identifier 365]

OVERFLOW PAGE FOR WRITE-INS

SCHEDULE A - VERIFICATION

Real Estate

		1 Year to Date	2 Prior Year Ended December 31
1.	Book/adjusted carrying value, December 31 of prior year		
2.	Cost of acquired:		
	2.1 Actual cost at time of acquisition		
	2.2 Additional investment made after acquisition		
3.	Current year change in encumbrances		
4.	Total gain (loss) on disposals		
5.	Deduct amounts received on disposals		
6.	Total foreign exchange change in book/adjusted carrying value		
7.	Deduct current year's other than temporary impairment recognized		
8.	Deduct current year's depreciation		
9.	Book/adjusted carrying value at the end of current period (Lines 1+2+3+4-5+6-7-8)		
10.	Deduct total nonadmitted amounts		
11.	Statement value at end of current period (Line 9 minus Line 10)		

NONE

SCHEDULE B - VERIFICATION

Mortgage Loans

		1 Year to Date	2 Prior Year Ended December 31
1.	Book value/recorded investment excluding accrued interest, December 31 of prior year		
2.	Cost of acquired:		
	2.1 Actual cost at time of acquisition		
	2.2 Additional investment made after acquisition		
3.	Capitalized deferred interest and other		
4.	Accrual of discount		
5.	Unrealized valuation increase (decrease)		
6.	Total gain (loss) on disposals		
7.	Deduct amounts received on disposals		
8.	Deduct amortization of premium and mortgage interest points and commitment fees		
9.	Total foreign exchange change in book value/recorded investment excluding accrued interest		
10.	Deduct current year's other than temporary impairment recognized		
11.	Book value/recorded investment excluding accrued interest at end of current period (Lines 1+2+3+4+5+6-7-8+9-10)		
12.	Total valuation allowance		
13.	Subtotal (Line 11 plus Line 12)		
14.	Deduct total nonadmitted amounts		
15.	Statement value at end of current period (Line 13 minus Line 14)		

NONE

SCHEDULE BA - VERIFICATION

Other Long-Term Invested Assets

		1 Year to Date	2 Prior Year Ended December 31
1.	Book/adjusted carrying value, December 31 of prior year		
2.	Cost of acquired:		
	2.1 Actual cost at time of acquisition		
	2.2 Additional investment made after acquisition		
3.	Capitalized deferred interest and other		
4.	Accrual of discount		
5.	Unrealized valuation increase (decrease)		
6.	Total gain (loss) on disposals		
7.	Deduct amounts received on disposals		
8.	Deduct amortization of premium and depreciation		
9.	Total foreign exchange change in book/adjusted carrying value		
10.	Deduct current year's other than temporary impairment recognized		
11.	Book/adjusted carrying value at end of current period (Lines 1+2+3+4+5+6-7-8+9-10)		
12.	Deduct total nonadmitted amounts		
13.	Statement value at end of current period (Line 11 minus Line 12)		

NONE

SCHEDULE D - VERIFICATION

Bonds and Stocks

		1 Year to Date	2 Prior Year Ended

SCHEDULE D - PART 1B

Showing the Acquisitions, Dispositions and Non-Trading Activity
During the Current Quarter for all Bonds and Preferred Stock by NAIC Designation

NAIC Designation	1 Book/Adjusted Carrying Value Beginning of Current Quarter	2 Acquisitions During Current Quarter	3 Dispositions During Current Quarter	4 Non-Trading Activity During Current Quarter	5 Book/Adjusted Carrying Value End of First Quarter	Book Carry E Secon
BONDS						
1. NAIC 1 (a)	21,380,730	61,264,379	63,423,585	35,446	21,380,730	
2. NAIC 2 (a)	10,964,448	3,545,848	3,702,996	4,401	10,964,448	
3. NAIC 3 (a)	0	0	0	0	0	
4. NAIC 4 (a)	0	0	0	0	0	
5. NAIC 5 (a)	0	0	0	0	0	
6. NAIC 6 (a)	0	0	0	0	0	
7. Total Bonds	32,345,178	64,810,227	67,126,581	39,847	32,345,178	
PREFERRED STOCK						
8. NAIC 1	0	0	0	0	0	
9. NAIC 2	0	0	0	0	0	
10. NAIC 3	0	0	0	0	0	
11. NAIC 4	0	0	0	0	0	
12. NAIC 5	0	0	0	0	0	
13. NAIC 6	0	0	0	0	0	
14. Total Preferred Stock	0	0	0	0	0	
15. Total Bonds and Preferred Stock	32,345,178	64,810,227	67,126,581	39,847	32,345,178	

(a) Book/Adjusted Carrying Value column for the end of the current reporting period includes the following amount of short-term and cash equivalent bonds by NAIC designation:

NAIC 1 $ 9,441,590 ; NAIC 2 $ 0 ; NAIC 3 $ 0 NAIC 4 $ 0 ; NAIC 5 $ 0 ; NAIC 6 $ 0

Schedule DA - Part 1 - Short-Term Investments

N O N E

Schedule DA - Verification - Short-Term Investments

N O N E

Schedule DB - Part A - Verification - Options, Caps, Floors, Collars, Swaps and Forwards

N O N E

Schedule DB - Part B - Verification - Futures Contracts

N O N E

Schedule DB - Part C - Section 1 - Replication (Synthetic Asset) Transactions (RSATs) Open

N O N E

Schedule DB-Part C-Section 2-Reconciliation of Replication (Synthetic Asset) Transactions Open

N O N E

Schedule DB - Verification - Book/Adjusted Carrying Value, Fair Value and Potential Exposure of Derivatives

N O N E

SCHEDULE E - PART 2 - VERIFICATION

(Cash Equivalents)

		1 Year To Date	2 Prior Year Ended December 31
1.	Book/adjusted carrying value, December 31 of prior year	8,514,264	5,677,469
2.	Cost of cash equivalents acquired	114,133,583	171,924,062
3.	Accrual of discount	55,341	152,254
4.	Unrealized valuation increase (decrease)	0	0
5.	Total gain (loss) on disposals	(38)	30
6.	Deduct consideration received on disposals	113,260,568	169,239,551
7.	Deduct amortization of premium	0	0
8.	Total foreign exchange change in book/adjusted carrying value	0	0
9.	Deduct current year's other than temporary impairment recognized	0	0
10.	Book/adjusted carrying value at end of current period (Lines 1+2+3+4+5-6-7+8-9)	9,442,582	8,514,264
11.	Deduct total nonadmitted amounts	0	0
12.	Statement value at end of current period (Line 10 minus Line 11)	9,442,582	8,514,264

Schedule A - Part 2 - Real Estate Acquired and Additions Made

N O N E

Schedule A - Part 3 - Real Estate Disposed

N O N E

Schedule B - Part 2 - Mortgage Loans Acquired and Additions Made

N O N E

Schedule B - Part 3 - Mortgage Loans Disposed, Transferred or Repaid

N O N E

Schedule BA - Part 2 - Other Long-Term Invested Assets Acquired and Additions Made

N O N E

Schedule BA - Part 3 - Other Long-Term Invested Assets Disposed, Transferred or Repaid

N O N E

SCHEDULE D - PART 3

Show All Long-Term Bonds and Stock Acquired During the Current Quarter

1	2	3	4	5	6	7
CUSIP Identification	Description	Foreign	Date Acquired	Name of Vendor	Number of Shares of Stock	Actual Cost
097023-CT-0	BOEING CO SR UNSECURED 4.875% 05/01/25		06/16/2020	Various		552,217
40434L-AA-3	HP INC SR UNSECURED 2.200% 06/17/25		06/09/2020	BNP PARIBAS		997,690
694308-JF-5	PACIFIC GAS & ELEC CO SECURED 2.100% 08/01/27		06/16/2020	CHASE SECURITIES		998,140
91533B-AB-6	UPJOHN INC SR UNSECURED 1.650% 06/22/25		06/17/2020	GOLDMAN SACHS & CO		997,800
3899999. Subtotal - Bonds - Industrial and Miscellaneous (Unaffiliated)						3,545,847
8399997. Total - Bonds - Part 3						3,545,847
8399998. Total - Bonds - Part 5						XXX
8399999. Total - Bonds						3,545,847
8999997. Total - Preferred Stocks - Part 3						0
8999998. Total - Preferred Stocks - Part 5						XXX
8999999. Total - Preferred Stocks						0
9799997. Total - Common Stocks - Part 3						0
9799998. Total - Common Stocks - Part 5						XXX
9799999. Total - Common Stocks						0
9899999. Total - Preferred and Common Stocks						0
9999999 - Totals						3,545,847

SCHEDULE D - PART 4

Show All Long-Term Bonds and Stock Sold, Redeemed or Otherwise Disposed of During the Current Quarter

1	2	3	4	5	6	7	8	9	10	Change In Book/Adjusted Carrying Value					16	17
										11	12	13	14	15		
CUSIP Ident-ification	Description	For-eign	Disposal Date	Name of Purchaser	Number of Shares of Stock	Consid-eration	Par Value	Actual Cost	Prior Year Book/ Adjusted Carrying Value	Unrealized Valuation Increase/ (Decrease)	Current Year's (Amor-tization)/ Accretion	Current Year's Other Than Temporary Impairment Recog-nized	Total Change in Book/ Adjusted Carrying Value (11 + 12 - 13)	Total Foreign Exchange Change in Book /Adjusted Carrying Value	Book/ Adjusted Carrying Value at Disposal Date	Foreign Exchang Gain (Loss) o Disposa
912828-ND-8	US TREASURY NOTE/BOND 3.500% 05/15/20		05/15/2020	Maturity		400,000	400,000	405,344	400,229	0	(229)	0	(229)	0	400,000	
0599999. Subtotal - Bonds - U.S. Governments						400,000	400,000	405,344	400,229	0	(229)	0	(229)	0	400,000	
21036P-AV-0	CONSTELLATION BRANDS INC SR UNSECURED 2.250% 11/06/20		05/27/2020	Call 100.8807		2,017,613	2,000,000	1,996,080	1,998,837	0	541	0	541	0	1,999,378	
40434L-AA-3	HP INC SR UNSECURED 2.200% 06/17/25		06/10/2020	Various		1,006,545	1,000,000	997,690	0	0	0	0	0	0	997,690	
458140-AZ-3	INTEL CORP SR UNSECURED 1.850% 05/11/20		05/11/2020	Maturity		1,000,000	1,000,000	999,620	999,936	0	64	0	64	0	1,000,000	
913017-DB-2	UNITED TECHNOLOGIES CORP SR UNSECURED 3.650% 08/16/23		05/19/2020	Call 110.3201		778,860	706,000	705,936	705,931	0	(3)	0	(3)	0	705,928	
3899999. Subtotal - Bonds - Industrial and Miscellaneous (Unaffiliated)						4,803,018	4,706,000	4,699,326	3,704,704	0	602	0	602	0	4,702,996	
8399997. Total - Bonds - Part 4						5,203,018	5,106,000	5,104,670	4,104,933	0	373	0	373	0	5,102,996	
8399998. Total - Bonds - Part 5						XXX	XXX	XXX	XXX	XXX	XXX	XXX	XXX	XXX	XXX	XXX
8399999. Total - Bonds						5,203,018	5,106,000	5,104,670	4,104,933	0	373	0	373	0	5,102,996	
8999997. Total - Preferred Stocks - Part 4						0	XXX	0	0	0	0	0	0	0	0	
8999998. Total - Preferred Stocks - Part 5						XXX	XXX	XXX	XXX	XXX	XXX	XXX	XXX	XXX	XXX	XXX
8999999. Total - Preferred Stocks						0	XXX	0	0	0	0	0	0	0	0	
9799997. Total - Common Stocks - Part 4						0	XXX	0	0	0	0	0	0	0	0	
9799998. Total - Common Stocks - Part 5						XXX	XXX	XXX	XXX	XXX	XXX	XXX	XXX	XXX	XXX	XXX
9799999. Total - Common Stocks						0	XXX	0	0	0	0	0	0	0	0	
9899999. Total - Preferred and Common Stocks						0	XXX	0	0	0	0	0	0	0	0	
9999999 - Totals						5,203,018	XXX	5,104,670	4,104,933	0	373	0	373	0	5,102,996	

Schedule DB - Part A - Section 1 - Options, Caps, Floors, Collars, Swaps and Forwards Open

N O N E

Schedule DB - Part B - Section 1 - Futures Contracts Open

N O N E

Schedule DB - Part B - Section 1B - Brokers with whom cash deposits have been made

N O N E

Schedule DB - Part D - Section 1 - Counterparty Exposure for Derivative Instruments Open

N O N E

Schedule DB - Part D-Section 2 - Collateral for Derivative Instruments Open - Pledged By

N O N E

Schedule DB - Part D-Section 2 - Collateral for Derivative Instruments Open - Pledged To

N O N E

Schedule DB - Part E - Derivatives Hedging Variable Annuity Guarantees

N O N E

Schedule DL - Part 1 - Reinvested Collateral Assets Owned

N O N E

Schedule DL - Part 2 - Reinvested Collateral Assets Owned

N O N E

Schedule E - Part 1 - Month End Depository Balances

N O N E

SCHEDULE E - PART 2 - CASH EQUIVALENTS

Show Investments Owned End of Current Quarter

1 CUSIP	2 Description	3 Code	4 Date Acquired	5 Rate of Interest	6 Maturity Date	7 Book/Adjusted Carrying Value
0599999. Total - U.S. Government Bonds						
1099999. Total - All Other Government Bonds						
1799999. Total - U.S. States, Territories and Possessions Bonds						
2499999. Total - U.S. Political Subdivisions Bonds						
3199999. Total - U.S. Special Revenues Bonds						
	DOWDUPONT INC CP 4(2) 144A		06/23/2020	0.350	08/05/2020	2,182
	MONDELEZ INTERNATIONAL CP 4(2) 144A		06/15/2020	0.270	07/16/2020	627
	RAYTHEON TECH CORP CP 4(2)		06/24/2020	0.200	07/08/2020	1,504
	UNION PACIFIC COR[CP 4(2)144a		06/01/2020	0.300	07/06/2020	1,736
	WRKCO INC CP 4(2) 144A		06/29/2020	0.260	07/20/2020	3,389
3299999. Subtotal - Bonds - Industrial and Miscellaneous (Unaffiliated) - Issuer Obligations						9,441
3899999. Total - Industrial and Miscellaneous (Unaffiliated) Bonds						9,441
4899999. Total - Hybrid Securities						
5599999. Total - Parent, Subsidiaries and Affiliates Bonds						
6099999. Subtotal - SVO Identified Funds						
6599999. Subtotal - Unaffiliated Bank Loans						
7699999. Total - Issuer Obligations						9,441
7799999. Total - Residential Mortgage-Backed Securities						
7899999. Total - Commercial Mortgage-Backed Securities						
7999999. Total - Other Loan-Backed and Structured Securities						
8099999. Total - SVO Identified Funds						
8199999. Total - Affiliated Bank Loans						
8299999. Total - Unaffiliated Bank Loans						
8399999. Total Bonds						9,441
60934N-50-0	FEDERATED INVESTORS INC TREASURY OBLIGATION FUND		06/19/2020	0.000		
8599999. Subtotal - Exempt Money Market Mutual Funds - as Identified by the SVO						
8899999 - Total Cash Equivalents						9,442