9 5 5 1 7 2 0 2 0 2 0 1 0 0 1 0 0

HEALTH ANNUAL STATEMENT

AS OF DECEMBER 31, 2020
OF THE CONDITION AND AFFAIRS OF THE

Aetna Health Inc. (a Maine corporation)

NAIC Group Code 0001 (Current) 0001 (Prior) NAIC Company Code 95517 Employer's ID Number 01-0504252

Organized under the Laws of Maine State of Domicile or Port of Entry ME

Country of Domicile United States of America

Licensed as business type: Health Maintenance Organization

Is HMO Federally Qualified? Yes [ ] No [X]

Incorporated/Organized 10/03/1995 Commenced Business 04/10/1996

Statutory Home Office 191 Marginal Way, Suite G (Street and Number), Portland, ME, US 04101 (City or Town, State, Country and Zip Code)

Main Administrative Office 3721 Tecport Drive (Street and Number)
Harrisburg, PA, US 17111 (City or Town, State, Country and Zip Code) 800-872-3862 (Area Code) (Telephone Number)

Mail Address 151 Farmington Avenue, RT21 (Street and Number or P.O. Box), Hartford, CT, US 06156 (City or Town, State, Country and Zip Code)

Primary Location of Books and Records 3721 Tecport Drive (Street and Number)
Harrisburg, PA, US 17111 (City or Town, State, Country and Zip Code) 800-872-3862 (Area Code) (Telephone Number)

Internet Website Address www.aetna.com

Statutory Statement Contact Kim E. Roth (Name) 215-775-6508 (Area Code) (Telephone Number)
StatutoryReporting@aetna.com (E-mail Address) 860-262-7767 (FAX Number)

OFFICERS

President Duncan Graeme Stuart
Principal Financial Officer and Controller Robert Joseph Parslow
Vice President and Secretary Edward Chung-I Lee

OTHER

Kevin James Casey, Senior Investment Officer
Frank Ferris Chronister III, Assistant Controller
Peter Keller, Assistant Controller
Bryan James Lane, Assistant Controller
Whitney Dorothy Lavoie, Assistant Controller #
Gregory Stephen Martino, Vice President
Tracy Louise Smith, Vice President and Treasurer

DIRECTORS OR TRUSTEES

Vincent John Liscomb, Jr. #
Spence William Papke
Duncan Graeme Stuart

The officers of this reporting entity being duly sworn, each depose and say that they are the described officers of said reporting entity, and that on the reporting period stated above, all of the herein described assets were the absolute property of the said reporting entity, free and clear from any liens or claims thereon, except as herein stated, and that this statement, together with related exhibits, schedules and explanations therein contained, annexed or referred to, is a full and true statement of all the assets and liabilities and of the condition and affairs of the said reporting entity as of the reporting period stated above, and of its income and deductions therefrom for the period ended, and have been completed in accordance with the NAIC Annual Statement Instructions and Accounting Practices and Procedures manual except to the extent that: (1) state law may differ; or, (2) that state rules or regulations require differences in reporting not related to accounting practices and procedures, according to the best of their information, knowledge and belief, respectively. Furthermore, the scope of this attestation by the described officers also includes the related corresponding electronic filing with the NAIC, when required, that is an exact copy (except for formatting differences due to electronic filing) of the enclosed statement. The electronic filing may be requested by various regulators in lieu of or in addition to the enclosed statement.

Duncan Graeme Stuart President	Edward Chung-I Lee Vice President and Secretary	Robert Joseph Parslow Principal Financial Officer and Controller
State of..... Connecticut County of..... Hartford	State of..... Connecticut County of..... Hartford	State of..... Connecticut County of..... Hartford
Subscribed and sworn to before me this 17 day of February, 2021	Subscribed and sworn to before me this ____ day of _____, 2021	Subscribed and sworn to before me this 17 day of February, 2021
NOTARY PUBLIC (Seal)	NOTARY PUBLIC (Seal)	NOTARY PUBLIC (Seal)

VICTORIA WOLLSCHLAGER
Notary Public, State of Connecticut
My Commission Expires Sept. 30, 2022

VICTORIA WOLLSCHLAGER
Notary Public, State of Connecticut
My Commission Expires Sept. 30, 2022

a. Is this an original filing? ..... Yes [X] No [ ]
b. If no,
1. State the amendment number.....
2. Date filed .....
3. Number of pages attached.....

9 5 5 1 7 2 0 2 0 2 0 1 0 0 1 0 0

HEALTH ANNUAL STATEMENT

AS OF DECEMBER 31, 2020
OF THE CONDITION AND AFFAIRS OF THE

Aetna Health Inc. (a Maine corporation)

NAIC Group Code 0001 (Current) 0001 (Prior) NAIC Company Code 95517 Employer's ID Number 01-0504252

Organized under the Laws of Maine State of Domicile or Port of Entry ME

Country of Domicile United States of America

Licensed as business type: Health Maintenance Organization

Is HMO Federally Qualified? Yes [ ] No [X]

Incorporated/Organized 10/03/1995 Commenced Business 04/10/1996

Statutory Home Office 191 Marginal Way, Suite G (Street and Number), Portland, ME, US 04101 (City or Town, State, Country and Zip Code)

Main Administrative Office 3721 Tecport Drive (Street and Number)
Harrisburg, PA, US 17111 (City or Town, State, Country and Zip Code) 800-872-3862 (Area Code) (Telephone Number)

Mail Address 151 Farmington Avenue, RT21 (Street and Number or P.O. Box), Hartford, CT, US 06156 (City or Town, State, Country and Zip Code)

Primary Location of Books and Records 3721 Tecport Drive (Street and Number)
Harrisburg, PA, US 17111 (City or Town, State, Country and Zip Code) 800-872-3862 (Area Code) (Telephone Number)

Internet Website Address www.aetna.com

Statutory Statement Contact Kim E. Roth (Name) 215-775-6508 (Area Code) (Telephone Number)
StatutoryReporting@aetna.com (E-mail Address) 860-262-7767 (FAX Number)

OFFICERS

President Duncan Graeme Stuart
Principal Financial Officer and Controller Robert Joseph Parslow
Vice President and Secretary Edward Chung-I Lee

OTHER

Kevin James Casey, Senior Investment Officer
Frank Ferris Chronister III, Assistant Controller
Peter Keller, Assistant Controller
Bryan James Lane, Assistant Controller
Whitney Dorothy Lavoie, Assistant Controller #
Gregory Stephen Martino, Vice President
Tracy Louise Smith, Vice President and Treasurer

DIRECTORS OR TRUSTEES

Vincent John Liscomb, Jr. #
Spence William Papke
Duncan Graeme Stuart

The officers of this reporting entity being duly sworn, each depose and say that they are the described officers of said reporting entity, and that on the reporting period stated above, all of the herein described assets were the absolute property of the said reporting entity, free and clear from any liens or claims thereon, except as herein stated, and that this statement, together with related exhibits, schedules and explanations therein contained, annexed or referred to, is a full and true statement of all the assets and liabilities and of the condition and affairs of the said reporting entity as of the reporting period stated above, and of its income and deductions therefrom for the period ended, and have been completed in accordance with the NAIC Annual Statement Instructions and Accounting Practices and Procedures manual except to the extent that: (1) state law may differ; or, (2) that state rules or regulations require differences in reporting not related to accounting practices and procedures, according to the best of their information, knowledge and belief, respectively. Furthermore, the scope of this attestation by the described officers also includes the related corresponding electronic filing with the NAIC, when required, that is an exact copy (except for formatting differences due to electronic filing) of the enclosed statement. The electronic filing may be requested by various regulators in lieu of or in addition to the enclosed statement.

Duncan Graeme Stuart President	Edward Chung-I Lee Vice President and Secretary	Robert Joseph Parslow Principal Financial Officer and Controller
State of..... Connecticut County of..... Hartford	State of..... Connecticut County of..... Hartford	State of..... Connecticut County of..... Hartford
Subscribed and sworn to before me this ____ day of _____, 2021	Subscribed and sworn to before me this 9th day of February, 2021	Subscribed and sworn to before me this ____ day of _____, 2021
NOTARY PUBLIC (Seal)	Cynthia Montano NOTARY PUBLIC (Seal)	NOTARY PUBLIC (Seal)

CYNTHIA MONTANO
Notary Public, State of Connecticut
My Commission Expires March 31, 2021

a. Is this an original filing? ..... Yes [X] No [ ]
b. If no,
1. State the amendment number.....
2. Date filed .....
3. Number of pages attached.....

ASSETS

		Current Year 1 Assets	2 Nonadmitted Assets	3 Net Admitted Assets (Cols. 1 - 2)	Prior Year 4 Net Admitted Assets
1.	Bonds (Schedule D)	25,069,699	0	25,069,699	22,438,366
2.	Stocks (Schedule D):				
	2.1 Preferred stocks	0	0	0	0
	2.2 Common stocks	0	0	0	0
3.	Mortgage loans on real estate (Schedule B):				
	3.1 First liens	0	0	0	0
	3.2 Other than first liens	0	0	0	0
4.	Real estate (Schedule A):				
	4.1 Properties occupied by the company (less $ 0 encumbrances)	0	0	0	0
	4.2 Properties held for the production of income (less $ 0 encumbrances)	0	0	0	0
	4.3 Properties held for sale (less $ 0 encumbrances)	0	0	0	0
5.	Cash ($ 0 , Schedule E - Part 1), cash equivalents ($ 9,051,710 , Schedule E - Part 2) and short-term investments ($ 0 , Schedule DA)	9,051,710	0	9,051,710	8,514,264
6.	Contract loans, (including $ 0 premium notes)	0	0	0	0
7.	Derivatives (Schedule DB)	0	0	0	0
8.	Other invested assets (Schedule BA)	0	0	0	0
9.	Receivables for securities	0	0	0	0
10.	Securities lending reinvested collateral assets (Schedule DL)	0	0	0	0
11.	Aggregate write-ins for invested assets	0	0	0	0
12.	Subtotals, cash and invested assets (Lines 1 to 11)	34,121,409	0	34,121,409	30,952,630
13.	Title plants less $ 0 charged off (for Title insurers only)	0	0	0	0
14.	Investment income due and accrued	130,654	0	130,654	152,418
15.	Premiums and considerations:				
	15.1 Uncollected premiums and agents' balances in the course of collection	722,331	582,750	139,581	3,538,307
	15.2 Deferred premiums and agents' balances and installments booked but deferred and not yet due (including $ 0 earned but unbilled premiums)	0	0	0	0
	15.3 Accrued retrospective premiums ($ 407,867) and contracts subject to redetermination ($ 3,321,298)	3,729,165	0	3,729,165	133,418
16.	Reinsurance:				
	16.1 Amounts recoverable from reinsurers	0	0	0	0
	16.2 Funds held by or deposited with reinsured companies	0	0	0	0
	16.3 Other amounts receivable under reinsurance contracts	0	0	0	0
17.	Amounts receivable relating to uninsured plans	676,586	0	676,586	926,675
18.1	Current federal and foreign income tax recoverable and interest thereon	0	0	0	609,708
18.2	Net deferred tax asset	188,176	0	188,176	4,070
19.	Guaranty funds receivable or on deposit	0	0	0	0
20.	Electronic data processing equipment and software	0	0	0	0
21.	Furniture and equipment, including health care delivery assets ($ 0)	0	0	0	0
22.	Net adjustment in assets and liabilities due to foreign exchange rates	0	0	0	0
23.	Receivables from parent, subsidiaries and affiliates	1	1	0	0
24.	Health care ($ 831,794) and other amounts receivable	831,794	0	831,794	614,292
25.	Aggregate write-ins for other than invested assets	398,677	0	398,677	0
26.	Total assets excluding Separate Accounts, Segregated Accounts and Protected Cell Accounts (Lines 12 to 25)	40,798,793	582,751	40,216,042	36,931,518
27.	From Separate Accounts, Segregated Accounts and Protected Cell Accounts	0	0	0	0
28.	Total (Lines 26 and 27)	40,798,793	582,751	40,216,042	36,931,518
	DETAILS OF WRITE-INS				
1101.					
1102.					
1103.					
1198.	Summary of remaining write-ins for Line 11 from overflow page	0	0	0	0
1199.	Totals (Lines 1101 thru 1103 plus 1198)(Line 11 above)	0	0	0	0
2501.	Current state income tax receivable	398,677	0	398,677	0
2502.					
2503.					
2598.	Summary of remaining write-ins for Line 25 from overflow page	0	0	0	0
2599.	Totals (Lines 2501 thru 2503 plus 2598)(Line 25 above)	398,677	0	398,677	0

LIABILITIES, CAPITAL AND SURPLUS

		Current Year			Prior Year
		1	2	3	4
		Covered	Uncovered	Total	Total
1.	Claims unpaid (less $ 29,392 reinsurance ceded)	8,021,704	372,191	8,393,895	6,461,052
2.	Accrued medical incentive pool and bonus amounts	1,067,900	0	1,067,900	541,100
3.	Unpaid claims adjustment expenses	126,341	0	126,341	81,651
4.	Aggregate health policy reserves, including the liability of $ 2,646,545 for medical loss ratio rebate per the Public Health Service Act	4,922,275	0	4,922,275	2,046,504
5.	Aggregate life policy reserves	0	0	0	0
6.	Property/casualty unearned premium reserves	0	0	0	0
7.	Aggregate health claim reserves	6,124	0	6,124	3,079
8.	Premiums received in advance	30,991	0	30,991	25,668
9.	General expenses due or accrued	1,399	0	1,399	63,844
10.1	Current federal and foreign income tax payable and interest thereon (including $ 0 on realized capital gains (losses))	890,177	0	890,177	0
10.2	Net deferred tax liability	0	0	0	0
11.	Ceded reinsurance premiums payable	0	0	0	0
12.	Amounts withheld or retained for the account of others	0	0	0	0
13.	Remittances and items not allocated	0	0	0	0
14.	Borrowed money (including $ 0 current) and interest thereon $ 0 (including $ 0 current)	0	0	0	0
15.	Amounts due to parent, subsidiaries and affiliates	2,577,813	0	2,577,813	8,581,197
16.	Derivatives	0	0	0	0
17.	Payable for securities	0	0	0	0
18.	Payable for securities lending	0	0	0	0
19.	Funds held under reinsurance treaties (with $ 0 authorized reinsurers, $ 37,803 unauthorized reinsurers and $ 0 certified reinsurers)	37,803	0	37,803	31,401
20.	Reinsurance in unauthorized and certified ($ 0) companies	0	0	0	0
21.	Net adjustments in assets and liabilities due to foreign exchange rates	0	0	0	0
22.	Liability for amounts held under uninsured plans	157,111	0	157,111	23,517
23.	Aggregate write-ins for other liabilities (including $ 0 current)	0	0	0	0
24.	Total liabilities (Lines 1 to 23)	17,839,638	372,191	18,211,829	17,859,013
25.	Aggregate write-ins for special surplus funds	XXX	XXX	0	1,599,700
26.	Common capital stock	XXX	XXX	1,000,000	1,000,000
27.	Preferred capital stock	XXX	XXX	0	0
28.	Gross paid in and contributed surplus	XXX	XXX	8,700,000	8,700,000
29.	Surplus notes	XXX	XXX	0	0
30.	Aggregate write-ins for other than special surplus funds	XXX	XXX	0	0
31.	Unassigned funds (surplus)	XXX	XXX	12,304,213	7,772,805
32.	Less treasury stock, at cost:				
	32.1 0 shares common (value included in Line 26 $ 0)	XXX	XXX	0	0
	32.2 0 shares preferred (value included in Line 27 $ 0)	XXX	XXX	0	0
33.	Total capital and surplus (Lines 25 to 31 minus Line 32)	XXX	XXX	22,004,213	19,072,505
34.	Total liabilities, capital and surplus (Lines 24 and 33)	XXX	XXX	40,216,042	36,931,518
	DETAILS OF WRITE-INS				
2301.					
2302.					
2303.					
2398.	Summary of remaining write-ins for Line 23 from overflow page	0	0	0	0
2399.	Totals (Lines 2301 thru 2303 plus 2398)(Line 23 above)	0	0	0	0
2501.	Estimated Health Insurer Fee	XXX	XXX	0	1,599,700
2502.		XXX	XXX		
2503.		XXX	XXX		
2598.	Summary of remaining write-ins for Line 25 from overflow page	XXX	XXX	0	0
2599.	Totals (Lines 2501 thru 2503 plus 2598)(Line 25 above)	XXX	XXX	0	1,599,700
3001.		XXX	XXX		
3002.		XXX	XXX		
3003.		XXX	XXX		
3098.	Summary of remaining write-ins for Line 30 from overflow page	XXX	XXX	0	0
3099.	Totals (Lines 3001 thru 3003 plus 3098)(Line 30 above)	XXX	XXX	0	0

STATEMENT OF REVENUE AND EXPENSES

		Current Year 1 Uncovered	Current Year 2 Total	Prior Year 3 Total
1.	Member Months	XXX	150,983	112,095
2.	Net premium income (including $ 0 non-health premium income)	XXX	111,453,611	79,116,488
3.	Change in unearned premium reserves and reserve for rate credits	XXX	(2,633,880)	1,313,987
4.	Fee-for-service (net of $ 0 medical expenses)	XXX	0	0
5.	Risk revenue	XXX	0	0
6.	Aggregate write-ins for other health care related revenues	XXX	0	0
7.	Aggregate write-ins for other non-health revenues	XXX	0	0
8.	Total revenues (Lines 2 to 7)	XXX	108,819,731	80,430,475
	Hospital and Medical:			
9.	Hospital/medical benefits	1,737,259	65,438,469	56,680,596
10.	Other professional services	210,796	4,275,782	0
11.	Outside referrals	1,476,441	1,476,441	1,533,869
12.	Emergency room and out-of-area	190,919	3,872,592	2,786,060
13.	Prescription drugs	323,194	11,632,580	7,179,703
14.	Aggregate write-ins for other hospital and medical	0	0	0
15.	Incentive pool, withhold adjustments and bonus amounts	0	1,155,107	133,127
16.	Subtotal (Lines 9 to 15)	3,938,609	87,850,971	68,313,355
	Less:			
17.	Net reinsurance recoveries	0	344,076	294,946
18.	Total hospital and medical (Lines 16 minus 17)	3,938,609	87,506,895	68,018,409
19.	Non-health claims (net)	0	0	0
20.	Claims adjustment expenses, including $ 1,638,289 cost containment expenses	0	2,237,197	1,996,012
21.	General administrative expenses	0	12,779,233	9,519,951
22.	Increase in reserves for life and accident and health contracts (including $ 0 increase in reserves for life only)	0	193,071	0
23.	Total underwriting deductions (Lines 18 through 22)	3,938,609	102,716,396	79,534,372
24.	Net underwriting gain or (loss) (Lines 8 minus 23)	XXX	6,103,335	896,103
25.	Net investment income earned (Exhibit of Net Investment Income, Line 17)	0	783,773	893,704
26.	Net realized capital gains (losses) less capital gains tax of $ 27,358	0	10,049	(54,360)
27.	Net investment gains (losses) (Lines 25 plus 26)	0	793,822	839,344
28.	Net gain or (loss) from agents' or premium balances charged off [(amount recovered $ 0) (amount charged off $ 0)]	0	0	0
29.	Aggregate write-ins for other income or expenses	0	0	0
30.	Net income or (loss) after capital gains tax and before all other federal income taxes (Lines 24 plus 27 plus 28 plus 29)	XXX	6,897,157	1,735,447
31.	Federal and foreign income taxes incurred	XXX	1,679,708	381,098
32.	Net income (loss) (Lines 30 minus 31)	XXX	5,217,449	1,354,349
	DETAILS OF WRITE-INS			
0601.		XXX		
0602.		XXX		
0603		XXX		
0698.	Summary of remaining write-ins for Line 6 from overflow page	XXX	0	0
0699.	Totals (Lines 0601 thru 0603 plus 0698)(Line 6 above)	XXX	0	0
0701.		XXX		
0702.		XXX		
0703		XXX		
0798.	Summary of remaining write-ins for Line 7 from overflow page	XXX	0	0
0799.	Totals (Lines 0701 thru 0703 plus 0798)(Line 7 above)	XXX	0	0
1401.				
1402.				
1403.				
1498.	Summary of remaining write-ins for Line 14 from overflow page	0	0	0
1499.	Totals (Lines 1401 thru 1403 plus 1498)(Line 14 above)	0	0	0
2901.				
2902.				
2903				
2998.	Summary of remaining write-ins for Line 29 from overflow page	0	0	0
2999.	Totals (Lines 2901 thru 2903 plus 2998)(Line 29 above)	0	0	0

STATEMENT OF REVENUE AND EXPENSES (Continued)

		1 Current Year	2 Prior Year
	CAPITAL AND SURPLUS ACCOUNT		
33.	Capital and surplus prior reporting year	19,072,505	22,575,874
34.	Net income or (loss) from Line 32	5,217,449	1,354,349
35.	Change in valuation basis of aggregate policy and claim reserves	0	0
36.	Change in net unrealized capital gains (losses) less capital gains tax of $ 0	0	0
37.	Change in net unrealized foreign exchange capital gain or (loss)	0	0
38.	Change in net deferred income tax	159,411	53,812
39.	Change in nonadmitted assets	(545,152)	88,470
40	Change in unauthorized and certified reinsurance	0	0
41.	Change in treasury stock	0	0
42.	Change in surplus notes	0	0
43.	Cumulative effect of changes in accounting principles	0	0
44.	Capital Changes:		
	44.1 Paid in	0	0
	44.2 Transferred from surplus (Stock Dividend)	0	0
	44.3 Transferred to surplus	0	0
45.	Surplus adjustments:		
	45.1 Paid in	0	0
	45.2 Transferred to capital (Stock Dividend)	0	0
	45.3 Transferred from capital	0	0
46.	Dividends to stockholders	(1,900,000)	(5,000,000)
47.	Aggregate write-ins for gains or (losses) in surplus	0	0
48.	Net change in capital and surplus (Lines 34 to 47)	2,931,708	(3,503,369)
49.	Capital and surplus end of reporting period (Line 33 plus 48)	22,004,213	19,072,505
	DETAILS OF WRITE-INS		
4701.			
4702.			
4703.			
4798.	Summary of remaining write-ins for Line 47 from overflow page	0	0
4799.	Totals (Lines 4701 thru 4703 plus 4798)(Line 47 above)	0	0

CASH FLOW

		1 Current Year	2 Prior Year
	Cash from Operations		
1.	Premiums collected net of reinsurance	110,740,887	77,841,800
2.	Net investment income	743,516	816,262
3.	Miscellaneous income	0	0
4.	Total (Lines 1 through 3)	111,484,403	78,658,062
5.	Benefit and loss related payments	85,261,709	66,676,186
6.	Net transfers to Separate Accounts, Segregated Accounts and Protected Cell Accounts	0	0
7.	Commissions, expenses paid and aggregate write-ins for deductions	15,049,179	11,318,316
8.	Dividends paid to policyholders	0	0
9.	Federal and foreign income taxes paid (recovered) net of $ 0 tax on capital gains (losses)	207,181	977,727
10.	Total (Lines 5 through 9)	100,518,069	78,972,229
11.	Net cash from operations (Line 4 minus Line 10)	10,966,334	(314,167)
	Cash from Investments		
12.	Proceeds from investments sold, matured or repaid:		
	12.1 Bonds	7,129,435	7,412,293
	12.2 Stocks	0	0
	12.3 Mortgage loans	0	0
	12.4 Real estate	0	0
	12.5 Other invested assets	0	0
	12.6 Net gains or (losses) on cash, cash equivalents and short-term investments	(8)	30
	12.7 Miscellaneous proceeds	0	0
	12.8 Total investment proceeds (Lines 12.1 to 12.7)	7,129,427	7,412,323
13.	Cost of investments acquired (long-term only):		
	13.1 Bonds	9,661,332	2,265,190
	13.2 Stocks	0	0
	13.3 Mortgage loans	0	0
	13.4 Real estate	0	0
	13.5 Other invested assets	0	0
	13.6 Miscellaneous applications	0	0
	13.7 Total investments acquired (Lines 13.1 to 13.6)	9,661,332	2,265,190
14.	Net increase (decrease) in contract loans and premium notes	0	0
15.	Net cash from investments (Line 12.8 minus Line 13.7 minus Line 14)	(2,531,905)	5,147,133
	Cash from Financing and Miscellaneous Sources		
16.	Cash provided (applied):		
	16.1 Surplus notes, capital notes	0	0
	16.2 Capital and paid in surplus, less treasury stock	0	0
	16.3 Borrowed funds	0	0
	16.4 Net deposits on deposit-type contracts and other insurance liabilities	0	0
	16.5 Dividends to stockholders	1,900,000	5,000,000
	16.6 Other cash provided (applied)	(5,996,983)	3,003,829
17.	Net cash from financing and miscellaneous sources (Lines 16.1 to 16.4 minus Line 16.5 plus Line 16.6)	(7,896,983)	(1,996,171)
	RECONCILIATION OF CASH, CASH EQUIVALENTS AND SHORT-TERM INVESTMENTS		
18.	Net change in cash, cash equivalents and short-term investments (Line 11, plus Lines 15 and 17)	537,446	2,836,795
19.	Cash, cash equivalents and short-term investments:		
	19.1 Beginning of year	8,514,264	5,677,469
	19.2 End of year (Line 18 plus Line 19.1)	9,051,710	8,514,264

Note: Supplemental disclosures of cash flow information for non-cash transactions:

20.0001. Non-cash investment exchanges	0	997,506

ANALYSIS OF OPERATIONS BY LINES OF BUSINESS

	1 Total	2 Comprehensive (Hospital & Medical)	3 Medicare Supplement	4 Dental Only	5 Vision Only	6 Federal Employees Health Benefits Plan	7 Title XVIII Medicare	8 Title XIX Medicaid	9 Other Health	10 Other Non-Health
1. Net premium income	111,453,611	2,910,089	0	0	0	0	108,543,522	0	0	0
2. Change in unearned premium reserves and reserve for rate credit	(2,633,880)	(35)	0	0	0	0	(2,633,845)	0	0	0
3. Fee-for-service (net of $ 0 medical expenses)	0	0	0	0	0	0	0	0	0	XXX
4. Risk revenue	0	0	0	0	0	0	0	0	0	XXX
5. Aggregate write-ins for other health care related revenues	0	0	0	0	0	0	0	0	0	XXX
6. Aggregate write-ins for other non-health care related revenues	0	XXX	XXX	XXX	XXX	XXX	XXX	XXX	XXX	0
7. Total revenues (Lines 1 to 6)	108,819,731	2,910,054	0	0	0	0	105,909,677	0	0	0
8. Hospital/medical benefits	65,438,469	1,927,844	0	0	0	0	63,510,625	0	0	XXX
9. Other professional services	4,275,782	201,768	0	0	0	0	4,074,014	0	0	XXX
10. Outside referrals	1,476,441	31,941	0	0	0	0	1,444,500	0	0	XXX
11. Emergency room and out-of-area	3,872,592	369,171	0	0	0	0	3,503,421	0	0	XXX
12. Prescription drugs	11,632,580	468,411	0	0	0	0	11,164,169	0	0	XXX
13. Aggregate write-ins for other hospital and medical	0	0	0	0	0	0	0	0	0	XXX
14. Incentive pool, withhold adjustments and bonus amounts	1,155,107	30,293	0	0	0	0	1,124,814	0	0	XXX
15. Subtotal (Lines 8 to 14)	87,850,971	3,029,428	0	0	0	0	84,821,543	0	0	XXX
16. Net reinsurance recoveries	344,076	0	0	0	0	0	344,076	0	0	XXX
17. Total medical and hospital (Lines 15 minus 16)	87,506,895	3,029,428	0	0	0	0	84,477,467	0	0	XXX
18. Non-health claims (net)	0	XXX	XXX	XXX	XXX	XXX	XXX	XXX	XXX	0
19. Claims adjustment expenses including $ 1,638,289 cost containment expenses	2,237,197	36,060	0	0	0	0	2,201,137	0	0	0
20. General administrative expenses	12,779,233	244,848	0	0	0	0	12,534,385	0	0	0
21. Increase in reserves for accident and health contracts	193,071	193,071	0	0	0	0	0	0	0	XXX
22. Increase in reserves for life contracts	0	XXX	XXX	XXX	XXX	XXX	XXX	XXX	XXX	0
23. Total underwriting deductions (Lines 17 to 22)	102,716,396	3,503,407	0	0	0	0	99,212,989	0	0	0
24. Total underwriting gain or (loss) (Line 7 minus Line 23)	6,103,335	(593,353)	0	0	0	0	6,696,688	0	0	0
DETAILS OF WRITE-INS										
0501.										XXX
0502.										XXX
0503.										XXX
0598. Summary of remaining write-ins for Line 5 from overflow page	0	0	0	0	0	0	0	0	0	XXX
0599. Totals (Lines 0501 thru 0503 plus 0598) (Line 5 above)	0	0	0	0	0	0	0	0	0	XXX
0601.		XXX	XXX	XXX	XXX	XXX	XXX	XXX	XXX	
0602.		XXX	XXX	XXX	XXX	XXX	XXX	XXX	XXX	
0603.		XXX	XXX	XXX	XXX	XXX	XXX	XXX	XXX	
0698. Summary of remaining write-ins for Line 6 from overflow page	0	XXX	XXX	XXX	XXX	XXX	XXX	XXX	XXX	0
0699. Totals (Lines 0601 thru 0603 plus 0698) (Line 6 above)	0	XXX	XXX	XXX	XXX	XXX	XXX	XXX	XXX	0
1301.										XXX
1302.										XXX
1303.										XXX
1398. Summary of remaining write-ins for Line 13 from overflow page	0	0	0	0	0	0	0	0	0	XXX
1399. Totals (Lines 1301 thru 1303 plus 1398) (Line 13 above)	0	0	0	0	0	0	0	0	0	XXX

UNDERWRITING AND INVESTMENT EXHIBIT

PART 1 - PREMIUMS

	Line of Business	1 Direct Business	2 Reinsurance Assumed	3 Reinsurance Ceded	4 Net Premium Income (Cols. 1 + 2 - 3)
1.	Comprehensive (hospital and medical)	2,910,089	0	0	2,910,089
2.	Medicare Supplement	0	0	0	0
3.	Dental only	0	0	0	0
4.	Vision only	0	0	0	0
5.	Federal Employees Health Benefits Plan	0	0	0	0
6.	Title XVIII - Medicare	108,845,497	0	301,975	108,543,522
7.	Title XIX - Medicaid	0	0	0	0
8.	Other health	0	0	0	0
9.	Health subtotal (Lines 1 through 8)	111,755,586	0	301,975	111,453,611
10.	Life	0	0	0	0
11.	Property/casualty	0	0	0	0
12.	Totals (Lines 9 to 11)	111,755,586	0	301,975	111,453,611

UNDERWRITING AND INVESTMENT EXHIBIT

PART 2 - CLAIMS INCURRED DURING THE YEAR

	1 Total	2 Comprehensive (Hospital & Medical)	3 Medicare Supplement	4 Dental Only	5 Vision Only	6 Federal Employees Health Benefits Plan	7 Title XVIII Medicare	8 Title XIX Medicaid	9 Other Health	10 Other Non-Health
1. Payments during the year:										
1.1 Direct	84,976,997	2,580,807	0	0	0	0	82,396,190	0	0	0
1.2 Reinsurance assumed	0	0	0	0	0	0	0	0	0	0
1.3 Reinsurance ceded	343,595	0	0	0	0	0	343,595	0	0	0
1.4 Net	84,633,402	2,580,807	0	0	0	0	82,052,595	0	0	0
2. Paid medical incentive pools and bonuses	628,307	20,370	0	0	0	0	607,937	0	0	0
3. Claim liability December 31, current year from Part 2A:										
3.1 Direct	8,423,287	675,661	0	0	0	0	7,747,626	0	0	0
3.2 Reinsurance assumed	0	0	0	0	0	0	0	0	0	0
3.3 Reinsurance ceded	29,392	0	0	0	0	0	29,392	0	0	0
3.4 Net	8,393,895	675,661	0	0	0	0	7,718,234	0	0	0
4. Claim reserve December 31, current year from Part 2D:										
4.1 Direct	6,124	6,124	0	0	0	0	0	0	0	0
4.2 Reinsurance assumed	0	0	0	0	0	0	0	0	0	0
4.3 Reinsurance ceded	0	0	0	0	0	0	0	0	0	0
4.4 Net	6,124	6,124	0	0	0	0	0	0	0	0
5. Accrued medical incentive pools and bonuses, current year	1,067,900	42,737	0	0	0	0	1,025,163	0	0	0
6. Net healthcare receivables (a)	217,502	24,370	0	0	0	0	193,132	0	0	0
7. Amounts recoverable from reinsurers December 31, current year	0	0	0	0	0	0	0	0	0	0
8. Claim liability December 31, prior year from Part 2A:										
8.1 Direct	6,489,963	236,007	0	0	0	0	6,253,956	0	0	0
8.2 Reinsurance assumed	0	0	0	0	0	0	0	0	0	0
8.3 Reinsurance ceded	28,911	0	0	0	0	0	28,911	0	0	0
8.4 Net	6,461,052	236,007	0	0	0	0	6,225,045	0	0	0
9. Claim reserve December 31, prior year from Part 2D:										
9.1 Direct	3,079	3,079	0	0	0	0	0	0	0	0
9.2 Reinsurance assumed	0	0	0	0	0	0	0	0	0	0
9.3 Reinsurance ceded	0	0	0	0	0	0	0	0	0	0
9.4 Net	3,079	3,079	0	0	0	0	0	0	0	0
10. Accrued medical incentive pools and bonuses, prior year	541,100	32,814	0	0	0	0	508,286	0	0	0
11. Amounts recoverable from reinsurers December 31, prior year	0	0	0	0	0	0	0	0	0	0
12. Incurred Benefits:										
12.1 Direct	86,695,864	2,999,136	0	0	0	0	83,696,728	0	0	0
12.2 Reinsurance assumed	0	0	0	0	0	0	0	0	0	0
12.3 Reinsurance ceded	344,076	0	0	0	0	0	344,076	0	0	0
12.4 Net	86,351,788	2,999,136	0	0	0	0	83,352,652	0	0	0
13. Incurred medical incentive pools and bonuses	1,155,107	30,293	0	0	0	0	1,124,814	0	0	0

(a) Excludes $ 0 loans or advances to providers not yet expensed.

UNDERWRITING AND INVESTMENT EXHIBIT

PART 2A - CLAIMS LIABILITY END OF CURRENT YEAR

	1 Total	2 Comprehensive (Hospital & Medical)	3 Medicare Supplement	4 Dental Only	5 Vision Only	6 Federal Employees Health Benefits Plan	7 Title XVIII Medicare	8 Title XIX Medicaid	9 Other Health	10 Other Non-Health
1. Reported in Process of Adjustment:										
1.1 Direct	1,115,867	110,822	0	0	0	0	1,005,045	0	0	0
1.2 Reinsurance assumed	0	0	0	0	0	0	0	0	0	0
1.3 Reinsurance ceded	0	0	0	0	0	0	0	0	0	0
1.4 Net	1,115,867	110,822	0	0	0	0	1,005,045	0	0	0
2. Incurred but Unreported:										
2.1 Direct	7,307,420	564,839	0	0	0	0	6,742,581	0	0	0
2.2 Reinsurance assumed	0	0	0	0	0	0	0	0	0	0
2.3 Reinsurance ceded	29,392	0	0	0	0	0	29,392	0	0	0
2.4 Net	7,278,028	564,839	0	0	0	0	6,713,189	0	0	0
3. Amounts Withheld from Paid Claims and Capitations:										
3.1 Direct	0	0	0	0	0	0	0	0	0	0
3.2 Reinsurance assumed	0	0	0	0	0	0	0	0	0	0
3.3 Reinsurance ceded	0	0	0	0	0	0	0	0	0	0
3.4 Net	0	0	0	0	0	0	0	0	0	0
4. TOTALS:										
4.1 Direct	8,423,287	675,661	0	0	0	0	7,747,626	0	0	0
4.2 Reinsurance assumed	0	0	0	0	0	0	0	0	0	0
4.3 Reinsurance ceded	29,392	0	0	0	0	0	29,392	0	0	0
4.4 Net	8,393,895	675,661	0	0	0	0	7,718,234	0	0	0

UNDERWRITING AND INVESTMENT EXHIBIT

PART 2B - ANALYSIS OF CLAIMS UNPAID - PRIOR YEAR - NET OF REINSURANCE

Line of Business	Claims Paid During the Year		Claim Reserve and Claim Liability December 31 of Current Year		5	6
	1 On Claims Incurred Prior to January 1 of Current Year	2 On Claims Incurred During the Year	3 On Claims Unpaid December 31 of Prior Year	4 On Claims Incurred During the Year	Claims Incurred In Prior Years (Columns 1 + 3)	Estimated Claim Reserve and Claim Liability December 31 of Prior Year
1. Comprehensive (hospital and medical)	53,367	2,527,441	10,226	671,559	63,593	239,087
2. Medicare Supplement	0	0	0	0	0	0
3. Dental Only	0	0	0	0	0	0
4. Vision Only	0	0	0	0	0	0
5. Federal Employees Health Benefits Plan	0	0	0	0	0	0
6. Title XVIII - Medicare	4,746,601	77,305,993	53,181	7,665,053	4,799,782	6,225,044
7 Title XIX - Medicaid	0	0	0	0	0	0
8. Other health	0	0	0	0	0	0
9. Health subtotal (Lines 1 to 8)	4,799,968	79,833,434	63,407	8,336,612	4,863,375	6,464,131
10. Healthcare receivables (a)	0	831,794	0	0	0	614,292
11. Other non-health	0	0	0	0	0	0
12. Medical incentive pools and bonus amounts	210,089	418,218	399,022	668,878	609,111	541,100
13. Totals (Lines 9 - 10 + 11 + 12)	5,010,057	79,419,858	462,429	9,005,490	5,472,486	6,390,939

(a) Excludes $ 0 loans or advances to providers not yet expensed.

UNDERWRITING AND INVESTMENT EXHIBIT

PART 2C - DEVELOPMENT OF PAID AND INCURRED HEALTH CLAIMS

($000 Omitted)

Section A - Paid Health Claims - Comprehensive (Hospital & Medical)

Year in Which Losses Were Incurred	Cumulative Net Amounts Paid				
	1 2016	2 2017	3 2018	4 2019	5 2020
1. Prior	2,035	1,960	1,960	1,960	1,960
2. 2016	14,820	16,974	16,974	16,974	16,974
3. 2017	XXX	18,929	20,446	20,446	20,446
4. 2018	XXX	XXX	9,578	10,179	10,179
5. 2019	XXX	XXX	XXX	2,033	2,102
6. 2020	XXX	XXX	XXX	XXX	2,499

Section B - Incurred Health Claims - Comprehensive (Hospital & Medical)

Year in Which Losses Were Incurred	Sum of Cumulative Net Amount Paid and Claim Liability, Claim Reserve and Medical Incentive Pool and Bonuses Outstanding at End of Year				
	1 2016	2 2017	3 2018	4 2019	5 2020
1. Prior	2,078	1,976	1,976	1,976	1,976
2. 2016	17,382	17,008	17,008	17,008	17,008
3. 2017	XXX	21,726	23,305	23,305	23,305
4. 2018	XXX	XXX	10,640	11,280	11,280
5. 2019	XXX	XXX	XXX	2,266	2,347
6. 2020	XXX	XXX	XXX	XXX	3,212

Section C - Incurred Year Health Claims and Claims Adjustment Expense Ratio - Comprehensive (Hospital & Medical)

Years in which Premiums were Earned and Claims were Incurred	1 Premiums Earned	2 Claims Payment	3 Claim Adjustment Expense Payments	4 (Col. 3/2) Percent	5 Claim and Claim Adjustment Expense Payments (Col. 2 + 3)	6 (Col. 5/1) Percent	7 Claims Unpaid	8 Unpaid Claims Adjustment Expenses	9 Total Claims and Claims Adjustment Expense Incurred (Col. 5+7+8)	10 (Col. 9/1) Percent
1. 2016	19,810	16,974	0	0.0	16,974	85.7	0	0	16,974	85.7
2. 2017	23,844	20,446	0	0.0	20,446	85.7	0	0	20,446	85.7
3. 2018	13,092	10,179	0	0.0	10,179	77.7	0	0	10,179	77.7
4. 2019	3,257	2,102	0	0.0	2,102	64.5	11	0	2,113	64.9
5. 2020	2,910	2,499	35	1.4	2,534	87.1	713	6	3,253	111.8

UNDERWRITING AND INVESTMENT EXHIBIT

PART 2C - DEVELOPMENT OF PAID AND INCURRED HEALTH CLAIMS

($000 Omitted)

Section A - Paid Health Claims - Medicare Supplement

NONE

Year in Which Losses Were Incurred	Cumulative Net Amounts Paid				
	1 2016	2 2017	3 2018	4 2019	5 2020
1. Prior					
2. 2016					
3. 2017	XXX				
4. 2018	XXX	XXX			
5. 2019	XXX	XXX	XXX		
6. 2020	XXX	XXX	XXX	XXX	

Section B - Incurred Health Claims - Medicare Supplement

NONE

Year in Which Losses Were Incurred	Sum of Cumulative Net Amount Paid and Claim Liability, Claim Reserve and Medical Incentive Pool and Bonuses Outstanding at End of Year				
	1 2016	2 2017	3 2018	4 2019	5 2020
1. Prior					
2. 2016					
3. 2017	XXX				
4. 2018	XXX	XXX			
5. 2019	XXX	XXX	XXX		
6. 2020	XXX	XXX	XXX	XXX	

Section C - Incurred Year Health Claims and Claims Adjustment Expense Ratio - Medicare Supplement

NONE

Years in which Premiums were Earned and Claims were Incurred	1 Premiums Earned	2 Claims Payment	3 Claim Adjustment Expense Payments	4 (Col. 3/2) Percent	5 Claim and Claim Adjustment Expense Payments (Col. 2+3)	6 (Col. 5/1) Percent	7 Claims Unpaid	8 Unpaid Claims Adjustment Expenses	9 Total Claims and Claims Adjustment Expense Incurred (Col. 5+7+8)	10 (Col. 9/1) Percent
1. 2016										
2. 2017										
3. 2018										
4. 2019										
5. 2020										

UNDERWRITING AND INVESTMENT EXHIBIT

PART 2C - DEVELOPMENT OF PAID AND INCURRED HEALTH CLAIMS

($000 Omitted)

Section A - Paid Health Claims - Dental Only

NONE

Year in Which Losses Were Incurred	Cumulative Net Amounts Paid				
	1 2016	2 2017	3 2018	4 2019	5 2020
1. Prior					
2. 2016					
3. 2017	XXX				
4. 2018	XXX	XXX			
5. 2019	XXX	XXX	XXX		
6. 2020	XXX	XXX	XXX	XXX	

Section B - Incurred Health Claims - Dental Only

NONE

Year in Which Losses Were Incurred	Sum of Cumulative Net Amount Paid and Claim Liability, Claim Reserve and Medical Incentive Pool and Bonuses Outstanding at End of Year				
	1 2016	2 2017	3 2018	4 2019	5 2020
1. Prior					
2. 2016					
3. 2017	XXX				
4. 2018	XXX	XXX			
5. 2019	XXX	XXX	XXX		
6. 2020	XXX	XXX	XXX	XXX	

Section C - Incurred Year Health Claims and Claims Adjustment Expense Ratio - Dental Only

NONE

Years in which Premiums were Earned and Claims were Incurred	1 Premiums Earned	2 Claims Payment	3 Claim Adjustment Expense Payments	4 (Col. 3/2) Percent	5 Claim and Claim Adjustment Expense Payments (Col. 2+3)	6 (Col. 5/1) Percent	7 Claims Unpaid	8 Unpaid Claims Adjustment Expenses	9 Total Claims and Claims Adjustment Expense Incurred (Col. 5+7+8)	10 (Col. 9/1) Percent
1. 2016										
2. 2017										
3. 2018										
4. 2019										
5. 2020										

UNDERWRITING AND INVESTMENT EXHIBIT

PART 2C - DEVELOPMENT OF PAID AND INCURRED HEALTH CLAIMS

($000 Omitted)

Section A - Paid Health Claims - Vision Only

NONE

Year in Which Losses Were Incurred	Cumulative Net Amounts Paid				
	1 2016	2 2017	3 2018	4 2019	5 2020
1. Prior					
2. 2016					
3. 2017	XXX				
4. 2018	XXX	XXX			
5. 2019	XXX	XXX	XXX		
6. 2020	XXX	XXX	XXX	XXX	

Section B - Incurred Health Claims - Vision Only

NONE

Year in Which Losses Were Incurred	Sum of Cumulative Net Amount Paid and Claim Liability, Claim Reserve and Medical Incentive Pool and Bonuses Outstanding at End of Year				
	1 2016	2 2017	3 2018	4 2019	5 2020
1. Prior					
2. 2016					
3. 2017	XXX				
4. 2018	XXX	XXX			
5. 2019	XXX	XXX	XXX		
6. 2020	XXX	XXX	XXX	XXX	

Section C - Incurred Year Health Claims and Claims Adjustment Expense Ratio - Vision Only

NONE

Years in which Premiums were Earned and Claims were Incurred	1 Premiums Earned	2 Claims Payment	3 Claim Adjustment Expense Payments	4 (Col. 3/2) Percent	5 Claim and Claim Adjustment Expense Payments (Col. 2+3)	6 (Col. 5/1) Percent	7 Claims Unpaid	8 Unpaid Claims Adjustment Expenses	9 Total Claims and Claims Adjustment Expense Incurred (Col. 5+7+8)	10 (Col. 9/1) Percent
1. 2016										
2. 2017										
3. 2018										
4. 2019										
5. 2020										

UNDERWRITING AND INVESTMENT EXHIBIT

PART 2C - DEVELOPMENT OF PAID AND INCURRED HEALTH CLAIMS

($000 Omitted)

Section A - Paid Health Claims - Federal Employees Health Benefits Plan Premium

NONE

Year in Which Losses Were Incurred	Cumulative Net Amounts Paid				
	1 2016	2 2017	3 2018	4 2019	5 2020
1. Prior					
2. 2016					
3. 2017	XXX				
4. 2018	XXX	XXX			
5. 2019	XXX	XXX	XXX		
6. 2020	XXX	XXX	XXX	XXX	

Section B - Incurred Health Claims - Federal Employees Health Benefits Plan Premium

NONE

Year in Which Losses Were Incurred	Sum of Cumulative Net Amount Paid and Claim Liability, Claim Reserve and Medical Incentive Pool and Bonuses Outstanding at End of Year				
	1 2016	2 2017	3 2018	4 2019	5 2020
1. Prior					
2. 2016					
3. 2017	XXX				
4. 2018	XXX	XXX			
5. 2019	XXX	XXX	XXX		
6. 2020	XXX	XXX	XXX	XXX	

Section C - Incurred Year Health Claims and Claims Adjustment Expense Ratio - Federal Employees Health Benefits Plan Premium

NONE

Years in which Premiums were Earned and Claims were Incurred	1 Premiums Earned	2 Claims Payment	3 Claim Adjustment Expense Payments	4 (Col. 3/2) Percent	5 Claim and Claim Adjustment Expense Payments (Col. 2+3)	6 (Col. 5/1) Percent	7 Claims Unpaid	8 Unpaid Claims Adjustment Expenses	9 Total Claims and Claims Adjustment Expense Incurred (Col. 5+7+8)	10 (Col. 9/1) Percent
1. 2016										
2. 2017										
3. 2018										
4. 2019										
5. 2020										

UNDERWRITING AND INVESTMENT EXHIBIT

PART 2C - DEVELOPMENT OF PAID AND INCURRED HEALTH CLAIMS

($000 Omitted)

Section A - Paid Health Claims - Title XVIII

Year in Which Losses Were Incurred	Cumulative Net Amounts Paid				
	1 2016	2 2017	3 2018	4 2019	5 2020
1. Prior	3,852	3,775	3,775	3,775	3,775
2. 2016	41,985	45,563	45,563	45,563	45,563
3. 2017	XXX	37,119	39,509	39,509	39,509
4. 2018	XXX	XXX	38,557	41,745	41,745
5. 2019	XXX	XXX	XXX	60,241	65,182
6. 2020	XXX	XXX	XXX	XXX	76,921

Section B - Incurred Health Claims - Title XVIII

Year in Which Losses Were Incurred	Sum of Cumulative Net Amount Paid and Claim Liability, Claim Reserve and Medical Incentive Pool and Bonuses Outstanding at End of Year				
	1 2016	2 2017	3 2018	4 2019	5 2020
1. Prior	3,972	3,805	3,805	3,805	3,805
2. 2016	47,736	45,839	45,839	45,839	45,839
3. 2017	XXX	41,930	44,815	44,815	44,815
4. 2018	XXX	XXX	42,481	45,769	45,769
5. 2019	XXX	XXX	XXX	66,874	72,266
6. 2020	XXX	XXX	XXX	XXX	85,213

Section C - Incurred Year Health Claims and Claims Adjustment Expense Ratio - Title XVIII

Years in which Premiums were Earned and Claims were Incurred	1 Premiums Earned	2 Claims Payment	3 Claim Adjustment Expense Payments	4 (Col. 3/2) Percent	5 Claim and Claim Adjustment Expense Payments (Col. 2 + 3)	6 (Col. 5/1) Percent	7 Claims Unpaid	8 Unpaid Claims Adjustment Expenses	9 Total Claims and Claims Adjustment Expense Incurred (Col. 5+7+8)	10 (Col. 9/1) Percent
1. 2016	55,471	45,563	0	0.0	45,563	82.1	0	0	45,563	82.1
2. 2017	53,963	39,509	0	0.0	39,509	73.2	0	0	39,509	73.2
3. 2018	53,936	41,745	0	0.0	41,745	77.4	0	0	41,745	77.4
4. 2019	77,173	65,182	0	0.0	65,182	84.5	451	0	65,633	85.0
5. 2020	105,910	76,921	2,157	2.8	79,078	74.7	8,292	121	87,491	82.6

UNDERWRITING AND INVESTMENT EXHIBIT

PART 2C - DEVELOPMENT OF PAID AND INCURRED HEALTH CLAIMS

($000 Omitted)

Section A - Paid Health Claims - Title XIX

NONE

Year in Which Losses Were Incurred	Cumulative Net Amounts Paid				
	1 2016	2 2017	3 2018	4 2019	5 2020
1. Prior					
2. 2016					
3. 2017	XXX				
4. 2018	XXX	XXX			
5. 2019	XXX	XXX	XXX		
6. 2020	XXX	XXX	XXX	XXX	

Section B - Incurred Health Claims - Title XIX

NONE

Year in Which Losses Were Incurred	Sum of Cumulative Net Amount Paid and Claim Liability, Claim Reserve and Medical Incentive Pool and Bonuses Outstanding at End of Year				
	1 2016	2 2017	3 2018	4 2019	5 2020
1. Prior					
2. 2016					
3. 2017	XXX				
4. 2018	XXX	XXX			
5. 2019	XXX	XXX	XXX		
6. 2020	XXX	XXX	XXX	XXX	

Section C - Incurred Year Health Claims and Claims Adjustment Expense Ratio - Title XIX

NONE

Years in which Premiums were Earned and Claims were Incurred	1 Premiums Earned	2 Claims Payment	3 Claim Adjustment Expense Payments	4 (Col. 3/2) Percent	5 Claim and Claim Adjustment Expense Payments (Col. 2+3)	6 (Col. 5/1) Percent	7 Claims Unpaid	8 Unpaid Claims Adjustment Expenses	9 Total Claims and Claims Adjustment Expense Incurred (Col. 5+7+8)	10 (Col. 9/1) Percent
1. 2016										
2. 2017										
3. 2018										
4. 2019										
5. 2020										

UNDERWRITING AND INVESTMENT EXHIBIT

PART 2C - DEVELOPMENT OF PAID AND INCURRED HEALTH CLAIMS

($000 Omitted)

Section A - Paid Health Claims - Other

NONE

Year in Which Losses Were Incurred	Cumulative Net Amounts Paid				
	1 2016	2 2017	3 2018	4 2019	5 2020
1. Prior					
2. 2016					
3. 2017	XXX				
4. 2018	XXX	XXX			
5. 2019	XXX	XXX	XXX		
6. 2020	XXX	XXX	XXX	XXX	

Section B - Incurred Health Claims - Other

NONE

Year in Which Losses Were Incurred	Sum of Cumulative Net Amount Paid and Claim Liability, Claim Reserve and Medical Incentive Pool and Bonuses Outstanding at End of Year				
	1 2016	2 2017	3 2018	4 2019	5 2020
1. Prior					
2. 2016					
3. 2017	XXX				
4. 2018	XXX	XXX			
5. 2019	XXX	XXX	XXX		
6. 2020	XXX	XXX	XXX	XXX	

Section C - Incurred Year Health Claims and Claims Adjustment Expense Ratio - Other

NONE

Years in which Premiums were Earned and Claims were Incurred	1 Premiums Earned	2 Claims Payment	3 Claim Adjustment Expense Payments	4 (Col. 3/2) Percent	5 Claim and Claim Adjustment Expense Payments (Col. 2+3)	6 (Col. 5/1) Percent	7 Claims Unpaid	8 Unpaid Claims Adjustment Expenses	9 Total Claims and Claims Adjustment Expense Incurred (Col. 5+7+8)	10 (Col. 9/1) Percent
1. 2016										
2. 2017										
3. 2018										
4. 2019										
5. 2020										

UNDERWRITING AND INVESTMENT EXHIBIT

PART 2C - DEVELOPMENT OF PAID AND INCURRED HEALTH CLAIMS

($000 Omitted)

Section A - Paid Health Claims - Grand Total

Year in Which Losses Were Incurred	Cumulative Net Amounts Paid				
	1 2016	2 2017	3 2018	4 2019	5 2020
1. Prior	5,887	5,735	5,735	5,735	5,735
2. 2016	56,805	62,537	62,537	62,537	62,537
3. 2017	XXX	56,048	59,955	59,955	59,955
4. 2018	XXX	XXX	48,135	51,924	51,924
5. 2019	XXX	XXX	XXX	62,274	67,284
6. 2020	XXX	XXX	XXX	XXX	79,420

Section B - Incurred Health Claims - Grand Total

Year in Which Losses Were Incurred	Sum of Cumulative Net Amount Paid and Claim Liability, Claim Reserve and Medical Incentive Pool and Bonuses Outstanding at End of Year				
	1 2016	2 2017	3 2018	4 2019	5 2020
1. Prior	6,050	5,781	5,781	5,781	5,781
2. 2016	65,118	62,847	62,847	62,847	62,847
3. 2017	XXX	63,656	68,120	68,120	68,120
4. 2018	XXX	XXX	53,121	57,049	57,049
5. 2019	XXX	XXX	XXX	69,140	74,613
6. 2020	XXX	XXX	XXX	XXX	88,425

Section C - Incurred Year Health Claims and Claims Adjustment Expense Ratio - Grand Total

Years in which Premiums were Earned and Claims were Incurred	1 Premiums Earned	2 Claims Payment	3 Claim Adjustment Expense Payments	4 (Col. 3/2) Percent	5 Claim and Claim Adjustment Expense Payments (Col. 2 + 3)	6 (Col. 5/1) Percent	7 Claims Unpaid	8 Unpaid Claims Adjustment Expenses	9 Total Claims and Claims Adjustment Expense Incurred (Col. 5+7+8)	10 (Col. 9/1) Percent
1. 2016	75,281	62,537	0	0.0	62,537	83.1	0	0	62,537	83.1
2. 2017	77,807	59,955	0	0.0	59,955	77.1	0	0	59,955	77.1
3. 2018	67,028	51,924	0	0.0	51,924	77.5	0	0	51,924	77.5
4. 2019	80,430	67,284	0	0.0	67,284	83.7	462	0	67,746	84.2
5. 2020	108,820	79,420	2,192	2.8	81,612	75.0	9,005	127	90,744	83.4

UNDERWRITING AND INVESTMENT EXHIBIT

PART 2D - AGGREGATE RESERVE FOR ACCIDENT AND HEALTH CONTRACTS ONLY

	1 Total	2 Comprehensive (Hospital & Medical)	3 Medicare Supplement	4 Dental Only	5 Vision Only	6 Federal Employees Health Benefits Plan	7 Title XVIII Medicare	8 Title XIX Medicaid	9 Other
1. Unearned premium reserves	0	0	0	0	0	0	0	0	0
2. Additional policy reserves (a)	193,071	193,071	0	0	0	0	0	0	0
3. Reserve for future contingent benefits	0	0	0	0	0	0	0	0	0
4. Reserve for rate credits or experience rating refunds (including $ 0) for investment income	4,729,204	13,375	0	0	0	0	4,715,829	0	0
5. Aggregate write-ins for other policy reserves	0	0	0	0	0	0	0	0	0
6. Totals (gross)	4,922,275	206,446	0	0	0	0	4,715,829	0	0
7. Reinsurance ceded	0	0	0	0	0	0	0	0	0
8. Totals (Net)(Page 3, Line 4)	4,922,275	206,446	0	0	0	0	4,715,829	0	0
9. Present value of amounts not yet due on claims	0	0	0	0	0	0	0	0	0
10. Reserve for future contingent benefits	6,124	6,124	0	0	0	0	0	0	0
11. Aggregate write-ins for other claim reserves	0	0	0	0	0	0	0	0	0
12. Totals (gross)	6,124	6,124	0	0	0	0	0	0	0
13. Reinsurance ceded	0	0	0	0	0	0	0	0	0
14. Totals (Net)(Page 3, Line 7)	6,124	6,124	0	0	0	0	0	0	0
DETAILS OF WRITE-INS									
0501.									
0502.									
0503.									
0598. Summary of remaining write-ins for Line 5 from overflow page	0	0	0	0	0	0	0	0	0
0599. Totals (Lines 0501 thru 0503 plus 0598) (Line 5 above)	0	0	0	0	0	0	0	0	0
1101.									
1102.									
1103.									
1198. Summary of remaining write-ins for Line 11 from overflow page	0	0	0	0	0	0	0	0	0
1199. Totals (Lines 1101 thru 1103 plus 1198) (Line 11 above)	0	0	0	0	0	0	0	0	0

(a) Includes $ 193,071 premium deficiency reserve.

UNDERWRITING AND INVESTMENT EXHIBIT

PART 3 - ANALYSIS OF EXPENSES

	Claim Adjustment Expenses 1 Cost Containment Expenses	Claim Adjustment Expenses 2 Other Claim Adjustment Expenses	3 General Administrative Expenses	4 Investment Expenses	5 Total
1. Rent ($ 0 for occupancy of own building)	36,637	13,105	16,821	685	67,248
2. Salary, wages and other benefits	973,068	328,378	2,917,434	17,021	4,235,901
3. Commissions (less $ 0 ceded plus $ 0 assumed)	0	0	3,808,538	0	3,808,538
4. Legal fees and expenses	0	0	58,777	0	58,777
5. Certifications and accreditation fees	0	0	0	0	0
6. Auditing, actuarial and other consulting services	0	40,237	1,261,021	4,163	1,305,421
7. Traveling expenses	1,321	778	22,578	32	24,709
8. Marketing and advertising	277	6,579	465,291	0	472,147
9. Postage, express and telephone	12,205	50,690	199,453	56	262,404
10. Printing and office supplies	0	14,686	82,652	20	97,358
11. Occupancy, depreciation and amortization	18,078	7,549	(25,627)	122	122
12. Equipment	0	1,383	82,889	465	84,737
13. Cost or depreciation of EDP equipment and software	58	13,857	313,291	358	327,564
14. Outsourced services including EDP, claims, and other services	520,825	81,378	1,341,580	3,168	1,946,951
15. Boards, bureaus and association fees	141	126	10,219	67	10,553
16. Insurance, except on real estate	2,283	955	92,310	12	95,560
17. Collection and bank service charges	0	1,028	13,505	1,966	16,499
18. Group service and administration fees	0	0	0	0	0
19. Reimbursements by uninsured plans	0	0	0	0	0
20. Reimbursements from fiscal intermediaries	0	0	0	0	0
21. Real estate expenses	121	29	70,138	0	70,288
22. Real estate taxes	0	0	16,839	0	16,839
23. Taxes, licenses and fees:					
23.1 State and local insurance taxes	0	0	235,491	0	235,491
23.2 State premium taxes	0	0	0	0	0
23.3 Regulatory authority licenses and fees	0	0	83,385	0	83,385
23.4 Payroll taxes	73,242	24,717	180,514	1,281	279,754
23.5 Other (excluding federal income and real estate taxes)	0	0	1,519,691	0	1,519,691
24. Investment expenses not included elsewhere	0	0	0	0	0
25. Aggregate write-ins for expenses	33	13,433	12,443	0	25,909
26. Total expenses incurred (Lines 1 to 25)	1,638,289	598,908	12,779,233	29,416	(a) 15,045,846
27. Less expenses unpaid December 31, current year	92,519	33,822	1,399	0	127,740
28. Add expenses unpaid December 31, prior year	57,006	24,645	63,844	0	145,495
29. Amounts receivable relating to uninsured plans, prior year	0	0	926,675	0	926,675
30. Amounts receivable relating to uninsured plans, current year	0	0	676,586	0	676,586
31. Total expenses paid (Lines 26 minus 27 plus 28 minus 29 plus 30)	1,602,776	589,731	12,591,589	29,416	14,813,512
DETAILS OF WRITE-INS					
2501. Miscellaneous	33	2,174	(31,627)	0	(29,420)
2502. Loss adjustment expense	0	2	44,688	0	44,690
2503. Interest expense	0	11,257	(618)	0	10,639
2598. Summary of remaining write-ins for Line 25 from overflow page	0	0	0	0	0
2599. Totals (Lines 2501 thru 2503 plus 2598)(Line 25 above)	33	13,433	12,443	0	25,909

(a) Includes management fees of $ 13,017,082 to affiliates and $ 0 to non-affiliates.

EXHIBIT OF NET INVESTMENT INCOME

		1 Collected During Year	2 Earned During Year
1.	U.S. government bonds	(a) 109,664	106,748
1.1	Bonds exempt from U.S. tax	(a) 0	0
1.2	Other bonds (unaffiliated)	(a) 654,450	635,608
1.3	Bonds of affiliates	(a) 0	0
2.1	Preferred stocks (unaffiliated)	(b) 0	0
2.11	Preferred stocks of affiliates	(b) 0	0
2.2	Common stocks (unaffiliated)	0	0
2.21	Common stocks of affiliates	0	0
3.	Mortgage loans	(c) 0	0
4.	Real estate	(d) 0	0
5	Contract Loans	0	0
6	Cash, cash equivalents and short-term investments	(e) 70,819	70,819
7	Derivative instruments	(f) 0	0
8.	Other invested assets	0	0
9.	Aggregate write-ins for investment income	14	14
10.	Total gross investment income	834,947	813,189
11.	Investment expenses		(g) 28,135
12.	Investment taxes, licenses and fees, excluding federal income taxes		(g) 1,281
13.	Interest expense		(h) 0
14.	Depreciation on real estate and other invested assets		(i) 0
15.	Aggregate write-ins for deductions from investment income		0
16.	Total deductions (Lines 11 through 15)		29,416
17.	Net investment income (Line 10 minus Line 16)		783,773
	DETAILS OF WRITE-INS		
0901.	Miscellaneous interest income	14	14
0902.			
0903.			
0998.	Summary of remaining write-ins for Line 9 from overflow page	0	0
0999.	Totals (Lines 0901 thru 0903 plus 0998) (Line 9, above)	14	14
1501.			
1502.			
1503.			
1598.	Summary of remaining write-ins for Line 15 from overflow page		0
1599.	Totals (Lines 1501 thru 1503 plus 1598) (Line 15, above)		0

(a) Includes $ 74,425 accrual of discount less $ 12,404 amortization of premium and less $ 7,593 paid for accrued interest on purchases.

(b) Includes $ 0 accrual of discount less $ 0 amortization of premium and less $ 0 paid for accrued dividends on purchases.

(c) Includes $ 0 accrual of discount less $ 0 amortization of premium and less $ 0 paid for accrued interest on purchases.

(d) Includes $ 0 for company's occupancy of its own buildings; and excludes $ 0 interest on encumbrances.

(e) Includes $ 70,797 accrual of discount less $ 0 amortization of premium and less $ 0 paid for accrued interest on purchases.

(f) Includes $ 0 accrual of discount less $ 0 amortization of premium.

(g) Includes $. 0 investment expenses and $ 0 investment taxes, licenses and fees, excluding federal income taxes, attributable to segregated and Separate Accounts.

(h) Includes $ 0 interest on surplus notes and $ 0 interest on capital notes.

(i) Includes $ 0 depreciation on real estate and $ 0 depreciation on other invested assets.

EXHIBIT OF CAPITAL GAINS (LOSSES)

		1 Realized Gain (Loss) On Sales or Maturity	2 Other Realized Adjustments	3 Total Realized Capital Gain (Loss) (Columns 1 + 2)	4 Change in Unrealized Capital Gain (Loss)	5 Change in Unrealized Foreign Exchange Capital Gain (Loss)
1.	U.S. Government bonds	0	(2,405)	(2,405)	0	0
1.1	Bonds exempt from U.S. tax	0	0	0	0	0
1.2	Other bonds (unaffiliated)	39,820	0	39,820	0	0
1.3	Bonds of affiliates	0	0	0	0	0
2.1	Preferred stocks (unaffiliated)	0	0	0	0	0
2.11	Preferred stocks of affiliates	0	0	0	0	0
2.2	Common stocks (unaffiliated)	0	0	0	0	0
2.21	Common stocks of affiliates	0	0	0	0	0
3.	Mortgage loans	0	0	0	0	0
4.	Real estate	0	0	0	0	0
5.	Contract loans	0	0	0	0	0
6.	Cash, cash equivalents and short-term investments	(8)	0	(8)	0	0
7.	Derivative instruments	0	0	0	0	0
8.	Other invested assets	0	0	0	0	0
9.	Aggregate write-ins for capital gains (losses)	0	0	0	0	0
10.	Total capital gains (losses)	39,812	(2,405)	37,407	0	0
	DETAILS OF WRITE-INS					
0901.						
0902.						
0903.						
0998.	Summary of remaining write-ins for Line 9 from overflow page	0	0	0	0	0
0999.	Totals (Lines 0901 thru 0903 plus 0998) (Line 9, above)	0	0	0	0	0

EXHIBIT OF NON-ADMITTED ASSETS

		1 Current Year Total Nonadmitted Assets	2 Prior Year Total Nonadmitted Assets	3 Change in Total Nonadmitted Assets (Col. 2 - Col. 1)
1.	Bonds (Schedule D)	0	0	0
2.	Stocks (Schedule D):			
	2.1 Preferred stocks	0	0	0
	2.2 Common stocks	0	0	0
3.	Mortgage loans on real estate (Schedule B):			
	3.1 First liens	0	0	0
	3.2 Other than first liens	0	0	0
4.	Real estate (Schedule A):			
	4.1 Properties occupied by the company	0	0	0
	4.2 Properties held for the production of income	0	0	0
	4.3 Properties held for sale	0	0	0
5.	Cash (Schedule E - Part 1), cash equivalents (Schedule E - Part 2) and short-term investments (Schedule DA)	0	0	0
6.	Contract loans	0	0	0
7.	Derivatives (Schedule DB)	0	0	0
8.	Other invested assets (Schedule BA)	0	0	0
9.	Receivables for securities	0	0	0
10.	Securities lending reinvested collateral assets (Schedule DL)	0	0	0
11.	Aggregate write-ins for invested assets	0	0	0
12.	Subtotals, cash and invested assets (Lines 1 to 11)	0	0	0
13.	Title plants (for Title insurers only)	0	0	0
14.	Investment income due and accrued	0	0	0
15.	Premiums and considerations:			
	15.1 Uncollected premiums and agents' balances in the course of collection	582,750	12,904	(569,846)
	15.2 Deferred premiums, agents' balances and installments booked but deferred and not yet due	0	0	0
	15.3 Accrued retrospective premiums and contracts subject to redetermination	0	0	0
16.	Reinsurance:			
	16.1 Amounts recoverable from reinsurers	0	0	0
	16.2 Funds held by or deposited with reinsured companies	0	0	0
	16.3 Other amounts receivable under reinsurance contracts	0	0	0
17.	Amounts receivable relating to uninsured plans	0	0	0
18.1	Current federal and foreign income tax recoverable and interest thereon	0	0	0
18.2	Net deferred tax asset	0	24,695	24,695
19.	Guaranty funds receivable or on deposit	0	0	0
20.	Electronic data processing equipment and software	0	0	0
21.	Furniture and equipment, including health care delivery assets	0	0	0
22.	Net adjustment in assets and liabilities due to foreign exchange rates	0	0	0
23.	Receivable from parent, subsidiaries and affiliates	1	0	(1)
24.	Health care and other amounts receivable	0	0	0
25.	Aggregate write-ins for other than invested assets	0	0	0
26.	Total assets excluding Separate Accounts, Segregated Accounts and Protected Cell Accounts (Lines 12 to 25)	582,751	37,599	(545,152)
27.	From Separate Accounts, Segregated Accounts and Protected Cell Accounts	0	0	0
28.	Total (Lines 26 and 27)	582,751	37,599	(545,152)
	DETAILS OF WRITE-INS			
1101.				
1102.				
1103.				
1198.	Summary of remaining write-ins for Line 11 from overflow page	0	0	0
1199.	Totals (Lines 1101 thru 1103 plus 1198)(Line 11 above)	0	0	0
2501.				
2502.				
2503.				
2598.	Summary of remaining write-ins for Line 25 from overflow page	0	0	0
2599.	Totals (Lines 2501 thru 2503 plus 2598)(Line 25 above)	0	0	0

EXHIBIT 1 - ENROLLMENT BY PRODUCT TYPE FOR HEALTH BUSINESS ONLY

Source of Enrollment	Total Members at End of					6
	1 Prior Year	2 First Quarter	3 Second Quarter	4 Third Quarter	5 Current Year	Current Year Member Months
1. Health Maintenance Organizations	9,818	11,757	12,490	13,109	13,512	150,447
2. Provider Service Organizations	0	0	0	0	0	0
3. Preferred Provider Organizations	0	0	0	0	0	0
4. Point of Service	31	44	47	47	43	536
5. Indemnity Only	0	0	0	0	0	0
6. Aggregate write-ins for other lines of business	0	0	0	0	0	0
7. Total	9,849	11,801	12,537	13,156	13,555	150,983
DETAILS OF WRITE-INS						
0601.						
0602.						
0603.						
0698. Summary of remaining write-ins for Line 6 from overflow page	0	0	0	0	0	0
0699. Totals (Lines 0601 thru 0603 plus 0698) (Line 6 above)	0	0	0	0	0	0

NOTES TO FINANCIAL STATEMENTS

1. Summary of Significant Accounting Policies and Going Concern

A. Accounting Practices

The accompanying statutory financial statements of Aetna Health Inc. (a Maine corporation) (the "Company"), indirectly a wholly-owned subsidiary of CVS Health Corporation ("CVS Health"), have been prepared in conformity with accounting practices prescribed or permitted by the Maine Department of Professional and Financial Regulation, Bureau of Insurance ("Maine Department") ("Maine Accounting Practices"). The Maine Department recognizes statutory accounting practices prescribed or permitted by the State of Maine for determining and reporting the financial condition and results of operations of an insurance company, which include accounting practices and procedures adopted by the National Association of Insurance Commissioners' ("NAIC") *Accounting Practices and Procedures Manual* ("NAIC SAP").

A reconciliation of the Company's net income and capital and surplus between NAIC SAP and practices prescribed and permitted by the State of Maine for the years ending December 31, 2020 and 2019 is as follows:

		SSAP #	F/S Page	F/S Line #	2020	2019
NET INCOME						
(1)	State basis (Page 4, Line 32, Columns 2 & 3)	XXX	XXX	XXX	$ 5,217,449	$ 1,354,349
(2)	State Prescribed Practices that increase/(decrease) NAIC SAP:				—	—
(3)	State Permitted Practices that increase/(decrease) NAIC SAP:				—	—
(4)	NAIC SAP (1-2-3=4)	XXX	XXX	XXX	$ 5,217,449	$ 1,354,349
SURPLUS						
(5)	State basis (Page 3, Line 33, Columns 3 & 4)	XXX	XXX	XXX	$ 22,004,213	$ 19,072,505
(6)	State Prescribed Practices that increase/(decrease) NAIC SAP:				—	—
(7)	State Permitted Practices that increase/(decrease) NAIC SAP:				—	—
(8)	NAIC SAP (5-6-7=8)	XXX	XXX	XXX	$ 22,004,213	$ 19,072,505

B. Use of Estimates in the Preparation of the Financial Statements

The preparation of these financial statements in conformity with Maine Accounting Practices requires management to make estimates and assumptions that affect the reported amounts of assets and liabilities and revenue and expenses. Actual results could differ from those estimates.

C. Accounting Policies

The Company applies the following significant accounting policies:

(1) Cash, Cash Equivalents and Short-Term Investments

Cash, cash equivalents and short-term investments, consisting primarily of money market instruments and other debt issues with an original maturity of up to one year, are carried at amortized cost. Short-term investments consist primarily of investments purchased with an original maturity date of greater than three months but less than one year. Cash equivalents consist of highly liquid instruments, which mature within three months from the date of purchase. The carrying amount of cash, cash equivalents and short-term investments approximates fair value. Cash accounts with positive balances shall not be reported separately from cash accounts with negative balances. If in the aggregate, the reporting entity has a net negative cash balance, it shall be reported as a negative asset and shall not be recorded as a liability.

(2) Bonds

Bonds, which include special deposits, are carried at amortized cost except for those bonds with an NAIC designation of 3 through 6, which are carried at the lower of amortized cost or fair value. The amount carried at fair value is not material to the financial statements. Bond premiums and discounts are amortized using the scientific interest method.

NOTES TO FINANCIAL STATEMENTS

When quoted prices in active markets for identical assets are available, the Company uses these quoted market prices to determine the fair value of bonds. This is used primarily for U.S. government securities. In other cases where a quoted market price for identical assets in an active market is either not available or not observable, the Company estimates fair values using valuation methodologies based on available and observable market information or by using a matrix pricing model. If quoted market prices are not available, the Company determines fair value using broker quotes or an internal analysis of each investment's financial performance and cash flow projections. The Company had no investments where fair value was determined using broker quotes or an internal analysis of financial performance and cash flow projections at December 31, 2020 and 2019. Bonds include all investments whose maturity is greater than one year when purchased. Loan-backed and structured securities are carried at amortized cost adjusted for unamortized premiums and discounts and are accounted for using the retrospective adjustment method. Premiums and discounts on loan-backed and structured securities are amortized using the scientific method over the estimated remaining term of the securities, adjusted for anticipated prepayments. All adjustments between amortized cost and carrying value are reflected in unrealized capital gains and losses and are reported as direct adjustments to surplus.

Bonds are recorded as purchases or sales on the trade date.

The Company periodically reviews its bonds to determine whether a decline in fair value below the carrying value is other-than-temporary. For bonds, other than loan-backed and structured securities ("LB&SS"), an other-than-temporary impairment ("OTTI") shall be recorded if it is probable that the Company will be unable to collect all amounts due according to the contractual terms in effect at the date of acquisition. Declines deemed to be OTTI in the cost basis are recognized as realized capital losses. Yield-related impairments are deemed other-than-temporary when the Company intends to sell an investment at the reporting date before recovery of the cost of the investment.

For LB&SS, the Company records OTTI when the fair value of the loan-backed or structured security is less than the amortized cost basis at the balance sheet date and (1) the Company intends to sell the investment, or (2) the Company does not have the intent and ability to retain the investment for the time sufficient to recover the amortized cost basis, or (3) the Company does not expect to recover the entire amortized cost basis of the security, even if it does not intend to sell the security and has the intent and ability to hold. If it is determined an OTTI has occurred because of (1) or (2), the amount of the OTTI is equal to the difference between the amortized cost and the fair value of the security at the balance sheet date and this difference is recorded as a realized capital loss. If it is determined an OTTI has occurred because of (3), the amount of the OTTI is equal to the difference between the amortized cost and the present value of cash flows expected to be collected, discounted at the loan-backed or structured security's effective interest rate and this difference is also accounted for as a realized capital loss.

The Company analyzes all relevant facts and circumstances for each investment when performing its analysis to determine whether an OTTI exists. Among the factors considered in evaluating whether a decline is other-than-temporary, management considers whether the decline in fair value results from a change in the quality of the investment security itself, whether the decline results from a downward movement in the market as a whole, the prospects for realizing the carrying value of the bond based on the investee's current and short-term prospects for recovery and other factors. The risks inherent in assessing the impairment of an investment include the risk that market factors may differ from the Company's expectations and the risk that facts and circumstances factored into its assessment may change with the passage of time. Unexpected changes to market factors and circumstances that were not present in past reporting periods may result in a current period decision to sell securities that were not other-than-temporarily-impaired in prior reporting periods.

The Company had no Securities Valuation Office-identified investments that are being reported at a different measurement method from the prior year annual statement.

(3) The Company did not own any common stock at December 31, 2020 or 2019.

(4) The Company did not own any preferred stock at December 31, 2020 or 2019.

(5) The Company did not have any mortgage loans at December 31, 2020 or 2019.

(6) The Company did not have any investments in subsidiaries, controlled or affiliated companies at December 31, 2020 or 2019.

(7) The Company did not have any investments in any joint ventures, partnerships and limited liability companies at December 31, 2020 or 2019.

(8) The Company did not have any derivatives at December 31, 2020 or 2019.

(9) Aggregate Health Policy Reserves and Related Expenses

Premium deficiency reserves ("PDR") are recognized when it is probable that the expected future hospital and medical costs, including maintenance costs, will exceed anticipated future premiums and reinsurance recoveries on existing contracts. Anticipated investment income is considered in the calculation of any PDR. For purposes of calculating a PDR, contracts are grouped in a manner consistent with the method of acquiring, servicing and measuring the profitability of such contracts.

Unearned premium reserves ("UEP") are recognized for premiums that are recorded by the Company that have not been earned as of the statement date. The UEP balances of $0 and $1,120 were included in aggregate health policy reserves in the Statutory Statements of Liabilities, Capital and Surplus at December 31, 2020 and 2019, respectively.

NOTES TO FINANCIAL STATEMENTS

The Company is required to make premium rebate payments to customers that are enrolled under certain health insurance policies if specific minimum annual medical loss ratios ("MLR") were not met in the prior year. The Company's results for full year 2020 and 2019 include estimates of $2,646,545 and $11,546, respectively, of minimum MLR rebates, which were included in aggregate health policy reserves in the Statutory Statements of Liabilities and Capital and Surplus.

For Medicare plans, the Company's annual contract with Centers for Medicare & Medicaid Services ("CMS") provides a risk-sharing arrangement to limit exposure to unexpected expenses. The risk-sharing arrangement provides a risk corridor whereby the amount the Company received in premiums from members and CMS based on its annual bid is compared to actual drug costs incurred during the contract year. Based on the risk corridor provision and Part D activity-to-date, estimated risk-sharing payables of $9,508 and $129,057 were included in aggregate health policy reserves in the Statutory Statements of Liabilities, Capital and Surplus at December 31, 2020 and 2019, respectively.

The Company reported liabilities associated with contracts subject to redetermination as aggregate health policy reserves in accordance with SSAP No. 54R - *Individual and Group and Accident Health Contracts* ("SSAP No. 54R") and SSAP No. 107 - *Risk-Sharing Provisions of the Affordable Care Act* ("SSAP No. 107"). Liabilities associated with estimated adjustments to premium payments to the Company's Medicare plans based on the health status of its Medicare members are included as part of the Company's contracts subject to redetermination. Amounts related to these liabilities of $2,072,476 and $1,902,797 were included in aggregate health policy reserves at December 31, 2020 and 2019, respectively. In addition, the Company reported Affordable Care Act ("ACA") Risk Adjustment Payables of $675 and $1,984 in aggregate health policy reserves at December 31, 2020 and 2019, respectively.

(10) Hospital and Medical Costs and Claims Adjustment Expenses and Related Reserves

Hospital and medical costs consist principally of fee-for-service medical claims and capitation costs. Claims unpaid and aggregate health claim reserves include the Company's estimate of payments to be made on claims reported but not yet paid and for health care services rendered to enrollees but not yet reported to the Company as of the Statutory Statements of Assets and Liabilities, Capital and Surplus date. Such estimates are developed using actuarial principles and assumptions, which consider, among other things, historical and projected claim submission and processing payment patterns, medical cost trends, historical utilization of health care services, claim inventory levels, medical inflation, contract requirement changes in membership and product mix, seasonality and other relevant factors. The Company reflects changes in estimates in hospital and medical costs in the Statutory Statements of Revenue and Expenses in the period they are determined. Capitation costs, which are recorded in hospital and medical expenses in the Statutory Statements of Revenue and Expenses, represent contractual monthly fees paid to participating physicians and other medical providers for providing medical care, regardless of the medical services provided to the enrollee.

The Company uses the triangulation method to estimate reserves for claims incurred but not reported. The method of triangulation makes estimates of completion factors that are then applied to the total paid claims (net of coordination of benefits) to date for each incurral month. This provides an estimate of the total projected incurred claims and total amount outstanding or claims incurred but not reported (claims unpaid). For the most current dates of service where there is insufficient paid claim data to rely solely on the triangulation method, the Company examines cost and utilization trends as well as environmental factors, plan changes, provider contracts, changes in membership and/or benefits, and historical seasonal patterns to estimate the reserve required for these months.

Claims adjustment expenses, which include cost containment expenses, represent the costs incurred related to the claim settlement process such as costs to record, process and adjust claims. These expenses are included in the Company's management agreement with an affiliate described in Note 10.

(11) The Company has not modified its capitalization policy from the prior period.

(12) Pharmaceutical Rebate Receivables

The Company estimates pharmaceutical rebate receivables based upon historical payment trends, actual utilization and other variables. Pharmaceutical rebates for a quarter are billed to the vendor within one month of the completion of the quarter with any adjustment to previously recorded amounts reflected at the time of billing. The Company reports pharmaceutical rebate receivables as health care receivables. Pharmacy rebate receivables not in accordance with SSAP No. 84 – *Health Care and Government Insured Plan Receivables* or are over 90 days past due are nonadmitted. All rebates are processed and settled monthly with an affiliated entity, including adjustments to previously billed periods. The pharmaceutical rebate receivables are more fully discussed in Note 28.

(13) Premiums and Amounts Due and Unpaid

Premium revenue for prepaid health or dental care products is recognized as income in the month in which enrollees are entitled to health or dental care services. Premiums collected before the effective period are reported as premiums received in advance. Premiums related to unexpired contractual coverage periods are reported as unearned premiums and are included in aggregate health policy reserves in the Statutory Statements of Liabilities, Capital and Surplus.

Nonadmitted amounts consist of all premiums due and unpaid greater than 90 days past due, with the exception of amounts due under government insured plans, which may be admitted assets under certain circumstances. In addition, for any customer for which the premiums due and unpaid greater than 90 days past due is more than a de minimus portion of the entire balance of premiums due and unpaid for that customer, the entire balance of premiums due and unpaid for that customer is nonadmitted. Management also performs a specific review of accounts and based on the results of the review, additional amounts may be nonadmitted. Uncollectible amounts are generally written-off and charged to revenue

NOTES TO FINANCIAL STATEMENTS

in the period in which the customer reconciliations are completed and agreed to by the customer (retroactivity) or when the account is determined to be uncollectible by the Company.

Through the Company's Medicare Advantage Part D annual contract with CMS, the Company receives monthly premium payments from CMS and members, as determined by the Company's annual bid process. The Company recognizes the revenue related to the CMS contract ratably over the term of its annual contract.

The CMS payment is subject to risk sharing provisions through the CMS risk corridor provision, which is accounted for as a retrospectively rated contract in accordance with SSAP No. 66 - *Retrospectively Rated Contracts*. Receivables related to the CMS risk corridor provision are included in accrued retrospective premiums and contracts subject to redetermination on the Statutory Statement of Assets.

The Company's CMS payment is also subject to the CMS risk adjustment process for each member, which is accounted for as a contract subject to redetermination in accordance with SSAP No. 54. Receivables related to the CMS risk adjustment process are included in accrued retrospective premiums and contracts subject to redetermination on the Statutory Statement of Assets.

(14) Aggregate Health Claim Reserves

The reserve for future contingent benefits includes the estimated cost of services that will continue to be incurred after the Statutory Statements of Liabilities, Capital and Surplus date if the Company is obligated to pay for such services in accordance with contract provisions or regulatory requirements. These balances are recorded in aggregate health claim reserves in the Statutory Statements of Liabilities, Capital and Surplus and are estimated using a percentage of current hospital and medical costs, which is based on the Company's historical cost experience.

(15) Investment Income Due and Accrued

Accrued investment income consists primarily of interest. Interest is recognized on an accrual basis and dividends are recorded as earned on the ex-dividend date. Due and accrued income is not recorded on: (a) bonds in default; and (b) bonds delinquent more than 90 days or where collection of interest is improbable. At December 31, 2020 and 2019, the Company did not have any nonadmitted investment income due and accrued.

(16) Covered and Uncovered Expenses and Related Liabilities

Covered expenses and related liabilities represent costs for health care expenses for which a member is not responsible in the event of the insolvency of the Company. Uncovered expenses and related liabilities represent costs to the Company for health care services that are the obligation of the Company and for which a member may also be liable in the event of the Company's insolvency.

(17) Fees Paid to the Federal Government by Health Insurers

SSAP No. 106 - *Affordable Care Act Section 9010 Assessment* ("SSAP No. 106") required (1) that the annual fee be recognized in full on January 1 of the fee year (the calendar year in which the assessment must be paid to the federal government), in the operating expense category of general administrative expenses, excluding federal income taxes and (2) that in each data year preceding a fee year a reporting entity pro-ratably accrue by reclassifying from unassigned surplus to special surplus funds an amount equal to its estimated subsequent fee year assessment. This reclassification has no impact on total capital and surplus and is reversed in full on January 1 of the fee year. See Note 22 for disclosure of all amounts related to the annual fee for the Company.

(18) The Patient Protection and Affordable Care Act and the Health Care and Education Reconciliation Act of 2010's (collectively, the "ACA") Risk Adjustment

The ACA established a permanent risk adjustment program to transfer funds from qualified individual and small group insurance plans with below average risk scores to plans with above average risk scores. Based on the risk of the Company's qualified plan members relative to the average risk of members of other qualified plans in comparable markets, the Company estimates its ultimate risk adjustment receivable or payable for the current calendar year and reflects the impact as an adjustment to its premium revenue in accordance with SSAP No. 107.

(19) Federal and State Income Taxes

Aetna Inc. ("Aetna") and its wholly-owned subsidiaries are included in the consolidated federal income tax return of its ultimate parent company, CVS Health, pursuant to the terms of a tax sharing agreement. In accordance with the agreement, the Company's current federal and state income tax provisions are generally computed as if the Company were filing a separate federal and state income tax return; current income tax benefits, including those resulting from net operating losses, are recognized to the extent expected to be realized in the consolidated return. Pursuant to the agreement, the Company has the enforceable right to recoup federal and state income taxes paid in prior years in the event of future net losses, which it may incur, or to recoup its net losses carried forward as an offset to future net income subject to federal and state income taxes.

Income taxes are accounted for under the asset and liability method. Deferred income tax assets ("DTAs") and liabilities ("DTLs") represent the expected future tax consequences of temporary differences generated by statutory accounting as defined in SSAP No. 101 - *Income Taxes*. DTAs and DTLs are measured using enacted tax rates expected to apply to taxable income in the years in which those temporary differences are expected to be recovered or settled. DTAs and DTLs are computed by means of identifying temporary differences which are measured using a balance sheet approach

NOTES TO FINANCIAL STATEMENTS

whereby statutory and tax basis balance sheets are compared. Current income tax recoverables include all current income taxes, including interest, reasonably expected to be recovered in a subsequent accounting period.

Pursuant to SSAP No. 101, gross DTAs are first reduced by a statutory valuation allowance adjustment to an amount that is more likely than not to be realized ("adjusted gross DTAs"). Adjusted gross DTAs are then admitted in an amount equal to the sum of paragraphs a. b. and c. below:

a. Federal income taxes paid in prior years that can be recovered through loss carrybacks for existing temporary differences that reverse during a timeframe corresponding with Internal Revenue Code ("IRC") tax loss carryback provisions.

b. The amount of adjusted gross DTAs, after the application of paragraph a. above, expected to be realized within the applicable period and that is no greater than the applicable percentage as determined using the applicable Realization Threshold Limitation Table. The applicable period refers to the number of years in which the DTA will reverse in the Company's tax return and the applicable percentage refers to the percentage of the Company's statutory capital and surplus as required to be shown on the statutory balance sheet adjusted to exclude any net DTAs, electronic data processing equipment and operating system software and any net positive goodwill ("Stat Cap ExDTA").

   The Realization Threshold Limitation Tables allow DTAs to be admitted based upon either realization within 3 years and 15% of Stat Cap ExDTA, 1 year and 10% of Stat Cap ExDTA, or no DTA admitted pursuant to this paragraph b. In general, the Realization Threshold Limitation Tables allow the Company to admit more DTAs if total DTAs as reported by the Company are a smaller percentage of statutory capital and surplus.

c. The amount of gross DTAs, after the application of paragraphs a. and b. above that can be offset against existing gross DTLs. In applying this offset, the Company considers the character (i.e. ordinary versus capital) of the DTAs and DTLs such that offsetting would be permitted in the tax return under existing enacted federal income tax laws and regulations and the reversal patterns of temporary differences.

Changes in DTAs and DTLs are recognized as a separate component of gains and losses in surplus ("Change in net deferred income tax") except to the extent allocated to changes in unrealized gains and losses. Changes in DTAs and DTLs allocated to unrealized gains and losses are netted against the related changes in unrealized gains and losses and are reported as "Change in net unrealized capital gains (losses)", also a separate component of gains and losses in surplus.

The Company is subject to state income taxes in the State of Maine. State income tax expense is recorded in general administrative expenses in the Statutory Statements of Revenue and Expenses. For the years ended December 31, 2020 and 2019, the Company incurred state income tax expenses of $235,491 and $358,141, respectively. The Company had $0 and $60,463 of state income tax payable at December 31, 2020 or 2019 included in general expenses due or accrued in the Statutory Statements of Liabilities, Capital and Surplus. The Company had $398,677 and $0 of state income tax receivables at December 31, 2020 and 2019, respectively. These balances were included as aggregate write-ins for other than invested assets in the Statutory Statements of Assets.

(20) Reinsurance

In the normal course of business, the Company seeks to reduce the loss that may arise from catastrophes or other events that cause unfavorable underwriting results and to help balance its risks and capital by reinsuring certain levels of risk with other insurance enterprises. The reinsurance coverage does not relieve the Company of its primary obligations. Reinsurance premiums and reserves related to reinsured business are accounted for on a basis consistent with those used in accounting for the original policies issued and the terms of the reinsurance contracts. Premiums and claims ceded and the related unpaid reserves have been reported as reductions of these items. The reinsurance agreements are more fully discussed in Notes 10 and 23.

D. Going Concern

As of February 25, 2021, management evaluated whether there are conditions or events, considered in the aggregate, that raise substantial doubt about the Company's ability to continue as a going concern and management has determined that it is not probable that the Company will be unable to meet its obligations as they become due within one year after the financial statements are available to be issued. Management will continuously evaluate the Company's ability to continue as a going concern and will take appropriate action and will make appropriate disclosures if there is any change in any condition or events that would raise substantial doubt about the Company's ability to continue as a going concern.

2. Accounting Changes and Corrections of Errors

Effective for the period ended March 31, 2020, the Company prospectively began reporting its risk adjustment considerations from the Centers for Medicare & Medicaid Services ("CMS") related to its Medicare products as "Accrued retrospective premiums and contracts subject to redetermination." Prior to the period ended March 31, 2020, these balances were reported as part of "Uncollected premiums and agents' balances in the course of collection." These balances were $3,227,833 and $3,428,105 at December 31, 2020 and December 31, 2019, respectively. The reclassification is a conforming change in reporting to ensure proper classification of these considerations amongst the Company and its affiliates. There was no impact to the Company's capital and surplus as a result of this reclassification, and accordingly, there was no adjustment to unassigned funds (surplus) in the period of the reclassification.

NOTES TO FINANCIAL STATEMENTS

Effective for the year ended December 31, 2020, the Company prospectively began reporting its claims related to home health and mental health services as "Other professional services" on the Statutory Statements of Revenue and Expenses. Prior to 2020, these claims were reported as "Hospital/medical benefits." The impact of these balances were $3,052,671 and $3,958,676 at December 31, 2020 and 2019, respectively. The reclassification is a change in reporting to ensure proper classification of these claims. There was no impact to the Company's capital and surplus as a result of this reclassification, and accordingly, there was no adjustment to unassigned funds (surplus) in the period of the reclassification.

The Company did not have any correction of errors in the years ended December 31, 2020 or 2019.

3. Business Combinations and Goodwill

The Company was not a part of any business combinations that involved the statutory purchase method, a statutory merger, an assumption reinsurance, or an impairment loss in the years ending December 31, 2020 and 2019.

4. Discontinued Operations

The Company did not have any operations receiving discontinued operations accounting treatment during the years ending December 31, 2020 and 2019.

5. Investments

A. The Company did not have any mortgage loans, including Mezzanine Real Estate Loans, at December 31, 2020 or 2019.

B. The Company did not have any debt restructuring in the years ending December 31, 2020 or 2019.

C. The Company did not have any reverse mortgages at December 31, 2020 or 2019.

D. Loan-Backed Securities

(1) Prepayment assumptions for single class and multi-class mortgage-backed/loan-backed securities were obtained from industry market sources.

(2) The Company did not recognize any other-than-temporary impairments ("OTTI") on loan-backed and structured securities in which the Company had the (1) intent to sell, (2) did not have the intent and ability to retain for a period of time sufficient to recover the amortized cost basis or (3) present value of cash flows expected to be collected is less than the amortized cost basis of the securities in accordance with SSAP No. 43R - *Loan-Backed and Structured Securities* ("SSAP No. 43R") at December 31, 2020.

(3) The Company had no recognized OTTI on loan-backed and structured securities currently held, in which the present value of cash flows expected to be collected is less than the amortized cost basis at December 31, 2020.

(4) The Company's unrealized loss position on loan-backed and structured securities held by the Company at December 31, 2020 is as follows:

a. The aggregate amount of unrealized losses:		
1. Less than 12 Months	$	(3,877)
2. 12 Months or Longer		—
b. The aggregate related fair value of securities with unrealized losses:		
1. Less than 12 Months	$	996,123
2. 12 Months or Longer		—

(5) The Company has reviewed the loan-backed and structured securities in accordance with SSAP No. 43R in the table above and has concluded that these are performing assets generating investment income to support the needs of the business. Furthermore, the Company has no intention to sell the securities at December 31, 2020 before their cost can be recovered and does have the intent and ability to retain the securities for the time sufficient to recover the amortized cost basis; therefore, no OTTI write-down to fair value was determined to have occurred on these securities.

E. The Company had no dollar repurchase agreements and/or securities lending transactions at December 31, 2020.

F. The Company did not have any repurchase agreements transactions accounted for as secured borrowing at December 31, 2020.

G. The Company did not have any reverse repurchase agreements transactions accounted for as secured borrowing at December 31, 2020.

H. The Company did not have any repurchase agreements transactions accounted for as a sale at December 31, 2020.

I. The Company did not have any reverse repurchase agreements transactions accounted for as a sale at December 31, 2020.

J. The Company did not have any real estate at December 31, 2020.

K. The Company did not have any low-income housing tax credits at December 31, 2020 or 2019.

L. Restricted Assets

NOTES TO FINANCIAL STATEMENTS

(1) Restricted assets (including pledged):

Restricted Category	1 Total Gross (Admitted & Nonadmitted) Restricted from Current Year	2 Total Gross (Admitted & Nonadmitted) Restricted from Prior Year	3 Increase/ (Decrease) (3 minus 4)	4 Total Current Year Nonadmitted Restricted	5 Total Current Year Admitted Restricted (3 minus 6)	6 Gross (Admitted & Nonadmitted) Restricted to Total Assets (a)	7 Admitted Restricted to Total Admitted Assets (b)
a. Restricted Asset Category: Subject to contractual obligation for which liability is not shown						0.0	0.0
b. Collateral held under security lending agreements						0.0	0.0
c. Subject to repurchase agreements						0.0	0.0
d. Subject to reverse repurchase agreements						0.0	0.0
e. Subject to dollar repurchase agreements						0.0	0.0
f. Subject to dollar reverse repurchase agreements						0.0	0.0
g. Placed under option contracts						0.0	0.0
h. Letter stock or securities restricted as to sale - excluding FHLB capital stock						0.0	0.0
i. FHLB capital stock						0.0	0.0
j. On deposit with states	$ 399,120	$ 400,229	$ (1,109)		$ 399,120	1.0	1.0
k. On deposit with other regulatory bodies						0.0	0.0
l. Pledged collateral to FHLB (including assets backing funding agreements)						0.0	0.0
m. Pledged as collateral not captured in other categories						0.0	0.0
n. Other restricted assets						0.0	0.0
o. Total Restricted Assets	$ 399,120	$ 400,229	$ (1,109)	$ —	$ 399,120	1.0	1.0

(a) Column 1 divided by Asset Page, Column 1, Line 28
(b) Column 5 divided by Asset Page, Column 3, Line 28

(2) The Company did not have any assets pledged as collateral not captured in other categories at December 31, 2020 or 2019.

(3) The Company did not have any other restricted assets at December 31, 2020 or 2019.

(4) The Company did not have any collateral received and reflected within its financial statements at December 31, 2020.

M. The Company did not have any working capital finance investments at December 31, 2020.

N. The Company did not have any offsetting and netting of derivative, repurchase and reverse repurchase, and securities borrowing and securities lending assets or liabilities at December 31, 2020.

O. The Company did not have any 5GI securities at December 31, 2020 or 2019.

P. The Company did not have any short sales within the reporting period.

Q. Prepayment Penalty and Acceleration Fees at December 31, 2020

Prepayment Penalty and Acceleration Fees

	General Account
1. Number of CUSIPs	3
2. Aggregate Amount of Investment Income	$ 90,473

6. Joint Ventures, Partnerships, and Limited Liability Companies

A. The Company did not have any joint ventures, partnerships, or limited liability companies that exceeded 10% of its admitted assets at December 31, 2020 or 2019.

B. The Company does not have any impaired investments in joint ventures, partnerships, or limited liability companies at December 31, 2020 or 2019.

7. Investment Income

A. Due and accrued income was excluded from surplus on the following bases:

NOTES TO FINANCIAL STATEMENTS

Bonds - where collection of interest is uncertain.

B. There was no amount excluded at December 31, 2020 or 2019.

8. Derivative Instruments

The Company did not have any derivative instruments at December 31, 2020 or 2019.

9. Income Taxes

A.

(1) The components of the net DTAs recognized in the Company's Statutory Statements of Assets and Liabilities, Capital and Surplus are as follows:

	12/31/2020			12/31/2019			Change		
	(1) Ordinary	(2) Capital	(3) (Col. 1 + 2) Total	(4) Ordinary	(5) Capital	(6) (Col. 4 + 5) Total	(7) (Col. 1 - 4) Ordinary	(8) (Col. 2 - 5) Capital	(9) (Col. 7 + 8) Total
(a) Gross Deferred Tax Assets	$ 199,169	$ 149,484	$ 348,653	$ 27,140	$ 129,981	$ 157,121	$ 172,029	$ 19,503	$ 191,532
(b) Statutory Valuation Allowance Adjustment	—	—	—	—	—	—	—	—	—
(c) Adjusted Gross Deferred Tax Assets (1a - 1b)	199,169	149,484	348,653	27,140	129,981	157,121	172,029	19,503	191,532
(d) Deferred Tax Assets Nonadmitted	—	—	—	—	24,695	24,695	—	(24,695)	(24,695)
(e) Subtotal Net Admitted Deferred Tax Asset (1c - 1d)	199,169	149,484	348,653	27,140	105,286	132,426	172,029	44,198	216,227
(f) Deferred Tax Liabilities	27,721	132,756	160,477	23,070	105,286	128,356	4,651	27,470	32,121
(g) Net Admitted Deferred Tax Asset/(Net Deferred Tax Liability) (1e - 1f)	$ 171,448	$ 16,728	$ 188,176	$ 4,070	$ —	$ 4,070	$ 167,378	$ 16,728	$ 184,106

(2) The amount of admitted gross DTAs admitted under each component of SSAP No. 101:

	12/31/2020			12/31/2019			Change		
	(1) Ordinary	(2) Capital	(3) (Col. 1 + 2) Total	(4) Ordinary	(5) Capital	(6) (Col. 4 + 5) Total	(7) (Col. 1 - 4) Ordinary	(8) (Col. 2 - 5) Capital	(9) (Col. 7 + 8) Total
Admission Calculation Components SSAP No. 101									
(a) Federal Income Taxes Paid In Prior Years Recoverable Through Loss Carrybacks.	$ 198,822	$ 27,359	$ 226,181	$ 26,914	$ —	$ 26,914	$ 171,908	$ 27,359	$ 199,267
(b) Adjusted Gross Deferred Tax Assets Expected To Be Realized (Excluding The Amount Of Deferred Tax Assets From 2(a) above) After Application of the Threshold Limitation. (The Lesser of 2(b)1 and 2(b)2 Below)	347	—	347	226	—	226	121	—	121
1. Adjusted Gross Deferred Tax Assets Expected to be Realized Following the Balance Sheet Date.	347	—	347	226	—	226	121	—	121
2. Adjusted Gross Deferred Tax Assets Allowed per Limitation Threshold.	XX	XX	3,272,406	XX	XX	2,860,265	XX	XX	412,141
(c) Adjusted Gross Deferred Tax Assets (Excluding The Amount Of Deferred Tax Assets From 2(a) and 2(b) above) Offset by Gross Deferred Tax Liabilities.	—	122,125	122,125	—	105,286	105,286	—	16,839	16,839
(d) Deferred Tax Assets Admitted as the result of application of SSAP No. 101. Total (2(a) + 2(b) + 2(c))	$ 199,169	$ 149,484	$ 348,653	$ 27,140	$ 105,286	$ 132,426	$ 172,029	$ 44,198	$ 216,227

(3)

	2020	2019
(a) Ratio Percentage Used To Determine Recovery Period And Threshold Limitation Amount.	542 %	580 %
(b) Amount Of Adjusted Capital And Surplus Used To Determine Recovery Period And Threshold Limitation In 2(b)2 Above.	$ 21,816,037	$ 19,068,435

(4) The impact of tax planning strategies is as follows:

NOTES TO FINANCIAL STATEMENTS

	12/31/2020		12/31/2019		Change	
	(1) Ordinary	(2) Capital	(3) Ordinary	(4) Capital	(5) (Col. 1 - 3) Ordinary	(6) (Col. 2 - 4) Capital
Impact of Tax Planning Strategies:						
(a) Determination of adjusted gross deferred tax assets and net admitted deferred tax assets, by tax character as a percentage.						
1. Adjusted Gross DTAs amount from Note 9A1(c)	$ 199,169	$ 149,484	$ 27,140	$ 129,981	$ 172,029	$ 19,503
2. Percentage of adjusted gross DTAs by tax character attributable to the impact of tax planning strategies	— %	— %	— %	— %	— %	— %
3. Net Admitted Adjusted Gross DTAs amount from Note 9A1(e)	199,169	149,484	27,140	105,286	172,029	44,198
4. Percentage of net admitted adjusted gross DTAs by tax character admitted because of the impact of tax planning strategies	— %	— %	— %	— %	— %	— %

(b) Do the Company's tax-planning strategies include the use of reinsurance? Yes [ ] No [X]

B. There are no DTLs that were not recognized at December 31, 2020 or 2019.

C. Current income taxes incurred consist of the following major components:

NOTES TO FINANCIAL STATEMENTS

	(1) 12/31/2020	(2) 12/31/2019	(3) (Col. 1 - 2) Change
1. Current Income Tax			
(a) Federal	$ 1,679,708	$ 381,099	$ 1,298,609
(b) Foreign	—		—
(c) Subtotal	1,679,708	381,099	1,298,609
(d) Federal income tax on net capital gains	27,358	(14,223)	41,581
(e) Utilization of capital loss carry-forwards	—		—
(f) Other	—		—
(g) Federal and foreign income taxes incurred	1,707,066	366,876	1,340,190
2. Deferred Tax Assets:			
(a) Ordinary:			
(1) Discounting of unpaid losses	34,664	22,643	12,021
(2) Unearned premium reserve	1,301	1,125	176
(3) Policyholder reserves	40,545	—	40,545
(4) Investments	—	—	—
(5) Deferred acquisition costs	—	—	—
(6) Policyholder dividends accrual	—	—	—
(7) Fixed Assets	—	—	—
(8) Compensation and benefits accrual	—	—	—
(9) Pension accrual	—	—	—
(10) Receivables - nonadmitted	122,378	2,710	119,668
(11) Net operating loss carry-forward	—	—	—
(12) Tax credit carry-forward	—	—	—
(13) Other (including items <5% of total ordinary tax assets)	281	662	(381)
(99) Subtotal	199,169	27,140	172,029
(b) Statutory valuation allowance adjustment	—	—	—
(c) Nonadmitted	—	—	—
(d) Admitted ordinary deferred tax assets (2a99 - 2b - 2c)	199,169	27,140	172,029
(e) Capital:			
(1) Investments	149,484	129,981	19,503
(2) Net capital loss carry-forward	—	—	—
(3) Real estate	—	—	—
(4) Other (including items <5% of total ordinary tax assets)	—	—	—
(99) Subtotal	149,484	129,981	19,503
(f) Statutory valuation allowance adjustment	—	—	—
(g) Nonadmitted	—	24,695	(24,695)
(h) Admitted capital deferred tax assets (2e99 - 2f - 2g)	149,484	105,286	44,198
(i) Admitted deferred tax assets (2d + 2h)	348,653	132,426	216,227
3. Deferred Tax Liabilities:			
(a) Ordinary:			
(1) Investments	16,573	11,757	4,816
(2) Fixed assets	—	—	—
(3) Deferred and uncollected premium	—	—	—
(4) Policyholder reserves	—	—	—
(5) Other (including items <5% of total ordinary tax liabilities)	11,148	11,313	(165)
(99) Subtotal	27,721	23,070	4,651
(b) Capital:			
(1) Investments	132,756	105,286	27,470
(2) Real estate	—	—	—
(3) Other (including items <5% of total capital tax liabilities)	—	—	—
(99) Subtotal	132,756	105,286	27,470
(c) Deferred tax liabilities (3a99 + 3b99)	160,477	128,356	32,121
4. Net deferred tax assets/liabilities (2i - 3c)	$ 188,176	$ 4,070	$ 184,106

The change in net deferred income taxes is comprised of the following:

	12/31/2020	12/31/2019	Change
Total Deferred Tax Assets	$ 348,653	$ 157,121	$ 191,532
Total Deferred Tax Liabilities	(160,477)	(128,356)	(32,121)
Net Deferred Tax Assets/(Liabilities)	188,176	28,765	159,411
Tax Effect of Unrealized Gains/(Losses)			—
Change in Net Deferred Income Tax			$ 159,411

NOTES TO FINANCIAL STATEMENTS

There was no valuation allowance adjustment to gross DTAs at December 31, 2020 or 2019. The Company bases its estimates of the future realization of DTAs primarily on historic taxable income and existing DTLs.

D. The provision for federal income taxes is different from that which would be obtained by applying the statutory federal income tax rate to income before income taxes. The items causing this difference were as follows:

	12/31/2020	Effective Tax Rate	12/31/2019	Effective Tax Rate
Provision computed at statutory rate	$ 1,454,146	21.0 %	$ 361,457	21.0 %
Health insurer fee	319,032	4.7 %	—	0.0 %
Transfer pricing adjustment	(177,800)	(2.6)%	(230,589)	(13.4)%
Tax-exempt interest	—	0.0 %	—	0.0 %
Change in nonadmitted assets	(119,668)	(1.7)%	23,764	1.4 %
Prior year true-up	71,945	1.0 %	(24,158)	(1.4)%
Change in valuation allowance adjustment	—	0.0 %	(77,740)	(4.5)%
Penalties	—	0.0 %	260,330	15.1 %
Total	$ 1,547,655	22.4 %	$ 313,064	18.2 %
Federal and foreign income taxes incurred	$ 1,707,066	24.7 %	$ 366,876	21.3 %
Change in net deferred income taxes	(159,411)	(2.3)%	(53,812)	(3.1)%
Total statutory income taxes	$ 1,547,655	22.4 %	$ 313,064	18.2 %

The transfer pricing adjustment allows taxpayers to apply different methods to price current period intercompany services at arm's length prices (i.e., prices at which unrelated entities would be willing to transact), which results in a permanent deduction for tax reporting purposes.

E.

(1) At December 31, 2020 and 2019, the Company had no net capital loss or net operating loss carryforwards for tax purposes.

(2) The amount of federal income taxes incurred that is available for recoupment in the event of future net losses is as follows:

Year	Ordinary	Capital	Total
2020	$ 1,608,128	$ 27,359	$ 1,635,487
2019	477,189	—	477,189
2018 Stub 2	—	—	—
Total	$ 2,085,317	$ 27,359	$ 2,112,676

(3) The Company did not report any deposits as admitted assets under Internal Revenue Code Section 6603 at December 31, 2020 and 2019.

F.

(1) At December 31, 2020, the Company's Federal Income Tax Return was consolidated with the following entities:

@ Credentials Inc.	ACCENDO INSURANCE COMPANY
ACS Acqco Corp.	Active Health Management, Inc.
ADMINCO, Inc.	Administrative Enterprises, Inc.
Advanced Care Scripts, Inc.	Aetna Better Health Inc. (Georgia)
Aetna Better Health Inc. (NJ)	Aetna Better Health Inc. (NY)
Aetna Better Health Inc. (OH)	Aetna Better Health Inc. (Tennessee)
Aetna Better Health of California, Inc.	Aetna Better Health of Florida, Inc.
Aetna Better Health of Illinois Inc.	Aetna Better Health of Kansas Inc.
Aetna Better Health of Kentucky Insurance Co.	Aetna Better Health of Michigan, Inc.
Aetna Better Health of Missouri LLC	Aetna Better Health of Nevada Inc.
Aetna Better Health of North Carolina, Inc.	Aetna Better Health of Oklahoma Inc.
Aetna Better Health of Texas, Inc.	Aetna Better Health of Washington, Inc.
Aetna Better Health Premier Plan MMAI Inc.	Aetna Better Health, Inc. (Connecticut)
Aetna Better Health, Inc. (LA)	Aetna Better Health, Inc. (PA)
Aetna Dental Inc. (New Jersey)	Aetna Dental Inc. (Texas)
Aetna Dental of California, Inc.	Aetna Florida, Inc.
Aetna Health Inc. (Connecticut)	Aetna Health Inc. (Florida)
Aetna Health Inc. (Georgia)	Aetna Health Inc. (LA)
Aetna Health Inc. (Maine)	Aetna Health Inc. (New Jersey)

NOTES TO FINANCIAL STATEMENTS

Aetna Health Inc. (NY)
Aetna Health Inc. (Pennsylvania)
Aetna Health Inc. (Texas)
Aetna Health Insurance Co
Aetna Health Insurance Company of New York
Aetna Health of California Inc.
Aetna Health of Iowa, Inc
Aetna Health of Michigan Inc.
Aetna Health of Ohio, Inc.
Aetna Health of Utah, Inc.
Aetna HealthAssurance Pennsylvania, Inc.
Aetna Inc.
Aetna Integrated Informatics, Inc.
Aetna International Inc.
Aetna Ireland Inc.
Aetna Life & Casualty (Bermuda) Limited
Aetna Risk Assurance Company of Connecticut
Aetna Student Health Agency, Inc.
ALABAMA CVS PHARMACY, L.L.C.
American Health Holding, Inc.
Apria Finance Holdings, Inc.
AUSHC Holdings, Inc. (CT)
BRUIN ACQUISITION CO., INC.
bswift, LLC
Carefree Insurance Services, Inc.
CAREMARK ULYSSES HOLDING CORP.
Claims Administration Corporation
Cofinity, Inc.
CONNECTICUT CVS PHARMACY, L.L.C.
CORAM ALTERNATE SITE SERVICES, INC.
Coram Clinical Trials, Inc.
Coram Healthcare Corporation of Alabama
CORAM HEALTHCARE CORPORATION OF FLORIDA
CORAM HEALTHCARE CORPORATION OF GREATER D.C.
Coram Healthcare Corporation of Greater New York
Coram Healthcare Corporation of Indiana
Coram Healthcare Corporation of Massachusetts
Coram Healthcare Corporation of Mississippi
Coram Healthcare Corporation of Nevada
Coram Healthcare Corporation of North Texas
Coram Healthcare Corporation of Northern California
Coram Healthcare Corporation of Southern California
CORAM HEALTHCARE CORPORATION OF SOUTHERN FLORIDA
Coram Healthcare Corporation of Utah
Coventry Consumer Advantage, Inc.
Coventry Health and Life Insurance Company
Coventry Health Care National Accounts, Inc.
Coventry Health Care National Network, Inc.
Coventry Health Care of Illinois, Inc.
Coventry Health Care of Kansas, Inc.
Coventry Health Care of Missouri, Inc.
Coventry Health Care of Nebraska, Inc.
Coventry Health Care of Virginia, Inc.
Coventry Health Care of West Virginia, Inc.
Coventry Health Plan of Florida, Inc.
Coventry HealthCare Management Corporation
Coventry Prescription Management Services, Inc.
Coventry Rehabilitation Services, Inc.
Coventry Transplant Network, Inc.
CVS AOC Corporation
CVS ARCLIGHT, INC.
CVS CAREMARK INDEMNITY LTD.
CVS FOREIGN, INC. #9736
CVS HEALTH CORPORATION
CVS INTERNATIONAL, L.L.C.
CVS PHARMACY INC.
CVS PR Center, Inc.
CVS RX SERVICES, INC. #0886
CVS WWRE, INC.
DELAWARE CVS PHARMACY, L.L.C.
Delaware Physicians Care, Inc.
E.T.B., INC.
Echo Merger Sub, Inc
ECKERD CORPORATION OF FL, INC.
Evergreen Pharmaceutical of California, Inc.
First Health Group Corp.
First Health Life and Health Insurance Company
Florida Health Plan Administrators, LLC
Group Dental Service of Maryland, Inc.
Group Dental Service, Inc.
Health and Human Resource Center, Inc.
Health Data & Management Solutions, Inc.
Health Re, Inc.
HealthAssurance Pennsylvania, Inc.
HOLIDAY CVS, L.L.C.
IOWA CVS PHARMACY, L.L.C.
JHC Acquisition, LLC
KENTUCKY CVS PHARMACY, L.L.C.
Managed Care Coordinators, Inc.
MARYLAND CVS PHARMACY, L.L.C.
MASSACHUSETTS CVS PHARMACY, INC.
Med World Acquisition Corp.
MELVILLE REALTY CO., INC.
Mental Health Associates, Inc.
Mental Health Network of New York IPA, Inc.
Meritain Health, Inc.
MHNet Life and Health Insurance Company
MHNet of Florida, Inc.
MINUTECLINIC DIAGNOSTIC OF ILLINOIS, LLC
MinuteClinic Physician Practice of Texas
MinuteClinic Telehealth Services of Texas Association
NCS Healthcare of Kentucky, Inc.
NCS Healthcare, LLC
NeighborCare Holdings, Inc.
NeighborCare Pharmacy Services, Inc.
NeighborCare Services Corporation
NeighborCare, Inc.
Niagara Re, Inc.
NORTH CAROLINA CVS PHARMACY, L.L.C.
OKLAHOMA CVS PHARMACY, L.L.C.
Omnicare Holding Company
Omnicare, Inc.
PayFlex Holdings, Inc.
PayFlex Systems USA, Inc.
PENNSYLVANIA LIFE INSURANCE COMPANY
Performax, Inc.
Precision Benefit Services, Inc.
PrimeNet, Inc.
Prodigy Health Group, Inc.
Professional Risk Management, Inc.
Resources for Living, LLC
RETRAC, INC. #107
RICHMOND HEIGHTS ACQUISITION CORP.
Schaller Anderson Medical Administrators Inc
SILVERSCRIPT INSURANCE COMPANY
SKY ACQUISITION LLC
T2 Medical, Inc.
TENNESSEE CVS PHARMACY, L.L.C.
The Vasquez Group, Inc.
U.S. Healthcare Properties, Inc.
UAC HOLDING, INC.
VIRGINIA CVS PHARMACY, L.L.C.
Work & Family Benefits, Inc.

NOTES TO FINANCIAL STATEMENTS

(2) As explained in Note 1, the Company participates in a tax sharing agreement with its parent and affiliates.

G. The Company does not have any tax loss contingencies for which it is reasonably possible that the total liability will significantly increase within twelve months of the reporting date.

H. The Company was not subject to the Repatriation Transition Tax at December 31, 2020.

I. The Company did not recognize any gross Alternative Minimum Tax credit at December 31, 2020.

10. Information Concerning Parent, Subsidiaries, Affiliates, and Other Related Parties

A. and B.:

Transactions occurring between the Company and its parent, subsidiaries and affiliates excluding reinsurance transactions and non-insurance transactions involving less than ½ of 1% of the Company's total admitted assets and cost allocation transactions follow:

December 31, 2020

				Assets received by insurer		Assets transferred by insurer	
Date of transaction	Explanation of transaction	Name of reporting entity	Name of affiliate	Statement value	Statement description	Statement value	Statement description
December 4, 2020	Extraordinary Dividend	Aetna Health Inc (Maine)	Aetna Health Holdings	$ —		$ 1,900,000	Cash

December 31, 2019

				Assets received by insurer		Assets transferred by insurer	
Date of transaction	Explanation of transaction	Name of reporting entity	Name of affiliate	Statement value	Statement description	Statement value	Statement description
December 2, 2019	Extraordinary Dividend	Aetna Health Inc (Maine)	Aetna Health Holdings	$ —		$ 5,000,000	Cash

C. The Company did not have any transactions with related parties who are not reported on Schedule Y at December 31, 2020.

D. At December 31, 2020 and 2019, the Company had the following amounts due to and due from affiliates, which exclude amounts related to pharmacy rebate transactions as discussed more fully in Note 28 and the Company's reinsurance agreements if applicable.

	December 31	
	2020	2019
Amounts due to affiliates		
Aetna Health Managment, LLC.	$ 2,577,813	$ 8,581,197
	$ 2,577,813	$ 8,581,197

The terms of settlement require that these amounts be settled within 45 days after the end of the calendar quarter.

E. As of and for the years ended December 31, 2020 and 2019, the Company had the following significant transactions with affiliates:

The Company and Aetna Health Management, LLC ("AHM") are parties to an administrative services agreement, under which AHM provides certain administrative services, including accounting and processing of premiums and claims. Under this agreement, the Company remits a percentage of its earned commercial and Medicare premium revenue, as applicable, to AHM as a fee, subject to an annual true up mechanism as defined in the agreement. Under the agreement, this true-up is due to be settled with the affiliate by April 15th of the following contract year (which is January 1 to December 31 annually). The terms of settlement require that these amounts be settled within 45 days after the end of the calendar quarter. The agreement was amended effective January 1, 2020 and approved by the the State of Maine Department of Professional and Financial Regulation, Bureau of Insurance on October 1, 2019. The amendment allows other affiliates to provide services in accordance to a schedule of services and pricing. For these services, the Company was charged $13,017,083 and $10,521,603 in 2020 and 2019, respectively.

The Company is a party to an agreement which enables the Company to receive manufacturers' pharmacy rebates from AHM under which the Company remits a percentage of its earned pharmaceutical rebates to AHM as a fee. The Company earned pharmaceutical rebates of $8,442,381 and $5,871,687, which were recorded as a reduction of medical costs, in 2020 and 2019, respectively. The Company was charged $587,168, which was recorded as administrative expenses, for these services in 2019. The Company was not charged for these services in 2020 as AHM waived collection of the fee.

NOTES TO FINANCIAL STATEMENTS

These agreements also provide for interest on all intercompany balances. Interest earned on amounts due from affiliates was $7,629 in 2020 and $17,701 in 2019. Interest incurred on amounts due to affiliates was $7,011 in 2020 and $24,965 in 2019.

The Company has a guaranty agreement with Aetna. The agreement provides that the Company will maintain a minimum capital and surplus as required by law and any additional surplus the Superintendent of the Maine Department may require so that the Company's surplus is reasonable in relation to its outstanding liabilities. The Company is obligated to maintain the minimum capital and surplus in funds and investments which are admitted assets. The Company will maintain this minimum capital and surplus so long as it has any obligations to enrollees.

The Company has an insolvency agreement with Aetna Health Insurance Company ("AHIC"), a wholly-owned subsidiary of Aetna. This agreement provides that in the event that the Company ceases operations or becomes insolvent, AHIC will continue to pay benefits for any members confined as inpatients on the date of insolvency until their discharge. This agreement also provides that AHIC will continue benefits for any member until the end of the contract period for which premium has been paid. AHIC will also make available to members, for a period of thirty-one days, replacement insurance policies.

As explained in Note 1, Aetna and its wholly-owned subsidiaries, including the Company, participate in a tax sharing agreement with CVS Health. All federal income tax receivables/payables are due from/due to CVS Health.

F. The Company does not have any guarantees or undertakings, written or otherwise, at December 31, 2020.

G. All outstanding shares of the Company are owned by Aetna Health Holdings, LLC, whose ultimate parent is CVS Health.

H. At December 31, 2020, the Company did not own shares of an upstream intermediate entity or CVS Health, either directly or indirectly.

I. At December 31, 2020, the Company did not hold any investments in any subsidiary, controlled or affiliated ("SCA") entity that exceeded 10% of the Company's admitted assets.

J. At December 31, 2020, the Company did not hold any investments in any impaired SCA entity.

K. At December 31, 2020, the Company did not hold any investments in any foreign insurance subsidiaries.

L. At December 31, 2020, the Company did not hold any investments in a downstream noninsurance holding company.

M. At December 31, 2020, the Company did not have any SCA investments.

N. At December 31, 2020, the Company did not have any investments in an insurance SCA.

O. The Company did not have any SCA or SSAP No. 48 entity investments where the Company's share of losses in the SCA exceeds its investment in the SCA.

11. Debt

A. The Company did not have any items related to debt, including capital notes at December 31, 2020.

B. The Company did not have any Federal Home Loan Bank agreements at December 31, 2020.

12. Retirement Plans, Deferred Compensation, Postemployment Benefits and Compensated Absences and Other Postretirement Benefit Plans

The Company did not have a retirement plan, deferred compensation plan, or other postretirement benefit plan at December 31, 2020 or 2019.

13. Capital and Surplus, Dividend Restrictions and Quasi-Reorganizations

A. The Company had 1,000,000 shares of common capital stock authorized, issued and outstanding with a par value of $1 per share at December 31, 2020 and 2019.

B. The Company had no shares of preferred stock issued and outstanding at December 31, 2020 or 2019.

C. Dividend Restrictions

Based on certain undertakings with the Maine Department following the Aetna Acquisition, the entity is required to obtain prior regulatory approval of all dividends for a five-year period.

Under the laws of the State of Maine, the Company shall not pay any extraordinary dividend or make any other extraordinary distribution until sixty days after the Maine Department has received notice of the declaration thereof and has not within such period disapproved such payment or the Maine Department has approved such payment within such sixty day period. An extraordinary dividend or distribution includes any dividend or distribution that exceeds the greater of: 10% of such insurer's surplus as regards policyholders as of December 31st of the preceding year; or the net gain from operations for the twelve month period ending December 31st of the preceding year.Ordinary dividends are ultimately limited to earned surplus.

NOTES TO FINANCIAL STATEMENTS

The Company may make a non-extraordinary dividend with prior notification to the Maine Department within five business days following the declaration of any non-extraordinary dividend and at least ten days prior to the payment of any non-extraordinary dividend.

In addition, any dividend or distribution declared at any time within five years following any acquisition of control of a domestic insurer or by any person controlling that insurer is an extraordinary dividend if it has not been approved by a number of continuing directors equal to a majority of the continuing directors in office immediately preceding the acquisition of control.

D. The Company paid $1,900,000 as an extraordinary dividend to its parent on December 4, 2020. The Maine Department approved this dividend on November 25, 2020.

The Company paid $5,000,000 as an extraordinary dividend to its parent on December 2, 2019. The Maine Department approved this dividend on November 8, 2019.

E. Within the limitations of (C) above, there are no other restrictions placed on the portion of the Company profits that may be paid as ordinary dividends to the stockholder.

F. There were no restrictions placed on the Company's surplus, including for whom the surplus is being held.

G. The Company had no advances to surplus not repaid.

H. The Company did not hold any stock for any special purposes at December 31, 2020 or 2019.

I. Changes in the balances of special surplus funds from the prior year are due to the accrual of estimated ACA health insurer fees reclassified from unassigned funds or surplus to aggregate write-ins for special surplus funds as discussed more fully in Note 1.C and Note 22.

J. At December 31, 2020 and 2019, there were no unassigned funds that was represented or reduced by unrealized gains and losses.

K. The Company has not issued any surplus notes or debentures or similar obligations at December 31, 2020 or 2019.

L. The Company did not participate in any quasi-reorganizations during the statement year.

M. The Company did not participate in any quasi-reorganizations in the past 10 years.

14. Liabilities, Contingencies and Assessments

A. The Company did not have any contingent commitments at December 31, 2020 or 2019.

B. Assessments

Guaranty Fund Assessments

(1) Under guaranty fund laws existing in all states, insurers doing business in those states can be assessed (in most states up to prescribed limits) for certain obligations of insolvent insurance companies to policyholders and claimants. The life and health insurance guaranty associations in which the Company participates that operate under these laws respond to insolvencies of long-term care insurers and life insurers as well as health insurers. The Company's assessments generally are based on a formula relating to the Company's health care premiums in the state compared to the premiums of other insurers. Certain states allow assessments to be recovered over time as offsets to premium taxes. Some states have similar laws relating to HMOs and/or other payers such as not-for-profit consumer-governed health plans established under the ACA.

The Company did not have any contingent assessments at December 31, 2020 or 2019.

C. The Company did not have any gain contingencies at December 31, 2020 or 2019.

D. The Company did not have any claims related extra contractual obligation and bad faith losses stemming from lawsuits at December 31, 2020 or 2019.

E. The Company did not have any joint and several liability arrangements at December 31, 2020 or 2019.

F. Various liabilities arise in the normal course of the Company's business and have been recorded. In the opinion of management, any ultimate contingent losses will not have a material adverse effect on the Company's future results of operations and financial position. The Company, to the best of its knowledge, has no assets that it considers impaired that are not already recorded in the Company's books.

The Company maintains insurance coverage for certain litigation exposures in an amount it believes is reasonable.

NOTES TO FINANCIAL STATEMENTS

15. Leases

The Company did not have any material lease obligations at December 31, 2020 or 2019.

16. Information about Financial Instruments with Off-Balance Sheet Risk and Financial Instruments with Concentrations of Credit Risk

The Company did not have any financial instruments with off-balance sheet risk or financial instruments with concentrations of credit risk at December 31, 2020 or 2019.

17. Sale, Transfer and Servicing of Financial Assets and Extinguishments of Liabilities

A. Transfers of Receivables Reported as Sales

The Company did not have any transfers of receivables reported as sales for the years ending December 31, 2020 or 2019.

B. Transfer and Servicing of Financial Assets

(1) The Company did not have any loaned securities at December 31, 2020 or 2019.

(2) and (3):

The Company did not have any servicing assets or liabilities at December 31, 2020 or 2019.

(4) The Company did not have any securitized financial assets at December 31, 2020 or 2019.

(5) The Company did not have any transfers of financial assets accounted for as secured borrowing at December 31, 2020 or 2019.

(6) The Company did not have any transfers of receivables with recourse at December 31, 2020 or 2019.

(7) The Company did not have any dollar repurchase or reverse repurchase agreements at December 31, 2020 or 2019.

C. Wash Sales

(1) In the course of the Company's asset management, securities are sold and reacquired within 30 days of the sale date to enhance the Company's yield on its investment portfolio.

(2) The Company had no securities sold during the year for the year ended December 31, 2020 and reacquired within 30 days of the sale date.

18. Gain or Loss to the Reporting Entity from Uninsured Plans and the Uninsured Portion of Partially Insured Plans

A. The Company did not serve as an Administrative Services Only ("ASO") plan administrator for uninsured accident and health plans or the uninsured portion of partially insured plans for the period ended December 31, 2020.

B. The Company did not serve as an Administrative Services Contract ("ASC") plan administrator for uninsured accident and health plans or the uninsured portion of partially insured plans for the period ended December 31, 2020.

C. Medicare or Similarly Structured Cost Based Reimbursement Contract:

(1) Revenue from the Company’s Medicare (or similarly structured cost based reimbursement contract) contract for the year 2020 was $105,909,677.

(2) As of December 31, 2020, the Company has recorded receivables from the following payors whose account balances are greater than 10% of the Company's amounts receivable from uninsured accident and health plans or $10,000:

Centers for Medicare and Medicaid Services	$676,585

(3) In connection with the Company’s Medicare (or similarly structured cost based reimbursement contract) contract, the Company has recorded allowance and reserves for adjustment of recorded revenues as and if applicable.

(4) CMS periodically perform audits of Medicare revenue and may seek return of premium payments made to the Company if risk adjustment factors are not properly supported by medical record data. The Company estimates and records reserves for CMS audits based on information available at the time the estimates are made. Although the Company believes it maintains appropriate reserves for its exposure to the CMS audits, actual results could differ materially from those estimates.

19. Direct Premium Written/Produced by Managing General Agents/Third Party Administrators

The Company did not have any material direct premiums written through/produced by managing general agents or third party administrators for the years ended December 31, 2020 and 2019.

NOTES TO FINANCIAL STATEMENTS

20. Fair Value Measurements

A.

(1) The Company had no material assets and liabilities that are measured and reported at fair value in the financial statements as of December 31, 2020 and 2019.

(2) There were no material realized and unrealized capital gains, purchases, sales, settlements, or transfers into or out of the Company's Level 3 financial assets during 2020 or 2019.

(3) Transfers in and out of all levels are recognized at the end of the reporting period of which the transfer occurred.

(4) The Company's fair value measurement valuation techniques are described in B. below.

(5) The Company did not have any derivative instruments at December 31, 2020 or 2019.

B. The fair values of the Company's financial instruments are based on valuations that include inputs that can be classified within one of three levels of a hierarchy. The following are the levels of the hierarchy and a brief description of the type of valuation information ("inputs") that qualifies a financial asset or liability for each level:

- **Level 1 –** Unadjusted quoted prices for identical assets or liabilities in active markets.
- **Level 2 –** Inputs other than Level 1 that are based on observable market data. These include: quoted prices for similar assets in active markets, quoted prices for identical assets in inactive markets, inputs that are observable that are not prices (such as interest rates and credit risks) and inputs that are derived from or corroborated by observable markets.
- **Level 3 –** Developed from unobservable data, reflecting the Company's own assumptions.

Financial assets and liabilities are classified based upon the lowest level of input that is significant to the valuation. When quoted prices in active markets for identical assets and liabilities are available, the Company uses these quoted market prices to determine the fair value of financial assets and liabilities and classifies these assets and liabilities as Level 1. In other cases where a quoted market price for identical assets and liabilities in an active market is either not available or not observable, the Company estimates fair value using valuation methodologies based on available and observable market information or by using a matrix pricing model. These financial assets and liabilities would then be classified as Level 2. If quoted market prices are not available, the Company determines fair value using broker quotes or an internal analysis of each investment's financial performance and cash flow projections. Thus, financial assets and liabilities may be classified in Level 3 even though there may be some significant inputs that may be observable.

The valuation methods and assumptions used by the Company in estimating the fair value of debt securities are discussed in Note 1.

C. The carrying values and estimated fair values of the Company's financial instruments at December 31, 2020 and 2019 were as follows:

December 31, 2020

Type of Financial Instrument	Aggregate Fair Value	Admitted Assets	(Level 1)	(Level 2)	(Level 3)	Net Asset Value (NAV)	Not Practicable (Carrying Value)
Bonds, Short Term, and Cash Equivalents	$ 35,048,037	$ 34,121,409	$ 4,544,098	$ 30,503,939	$ —	$ —	$ —

December 31, 2019

Type of Financial Instrument	Aggregate Fair Value	Admitted Assets	(Level 1)	(Level 2)	(Level 3)	Net Asset Value (NAV)	Not Practicable (Carrying Value)
Bonds, Short Term, and Cash Equivalents	$ 31,618,456	$ 30,952,630	$ 3,643,384	$ 27,975,072	$ —	$ —	$ —

In evaluating the Company's management of interest rate and liquidity risk and currency exposures, the fair values of all assets and liabilities should be taken into consideration, not only those presented above.

D. The Company did not have any financial instruments where it was not practicable to estimate the fair value.

E. The Company has not elected to use the net asset value practical expedient to fair value to measure its investments.

21. Other Items

A. Unusual or Infrequent Items

The Company did not have any unusual or infrequent items for the years ended December 31, 2020 and 2019.

B. Troubled Debt Restructuring

NOTES TO FINANCIAL STATEMENTS

The Company did not have any troubled debt restructuring in the years ended December 31, 2020 and 2019.

C. Other Disclosures

Minimum Capital and Surplus

Under the laws of the State of Maine, the Company is required to maintain a minimum capital and surplus equal to the greater of (1) $1,000,000; (2) 2% of the annual premium revenues as reported by the Company on its most recent annual financial statement filed with the Superintendent for the first $150,000,000 of premium reported and 1% of the annual premium in excess of the first $150,000,000 of premium reported; (3) an amount equal to the sum of three months of uncovered health care expenditures as reported on the financial statement covering the Company's immediately preceding fiscal year as filed with the superintendent; or (4) an amount equal to the sum of 8% of the annual health care expenditures, except those paid on a capitated basis as reported on the financial statement covering the Company's immediately preceding fiscal year as filed with the superintendent. At December 31, 2020 and 2019, the Company's capital and surplus exceeded all such requirements.

The NAIC utilizes risk-based capital ("RBC") standards for health organizations, including HMOs, that are designed to identify weakly capitalized companies by comparing each company's adjusted capital and surplus to its required capital and surplus (the "RBC Ratio"). The RBC Ratio is designed to reflect the risk profile of a company. Within certain ratio ranges, regulators have increasing authority to take action as the RBC Ratio decreases. There are four levels of regulatory action, ranging from requiring insurers to submit a comprehensive plan to the state insurance commissioner to requiring the state insurance commissioner to place the insurer under regulatory control. At December 31, 2020 and 2019, the Company had capital and surplus that exceeded the highest threshold specified by the RBC rules.

COVID-19

The Coronavirus Disease 2019 ("COVID-19") pandemic continues to evolve. The Company believes COVID-19's impact on the Company's businesses, operating results, cash flows and/or financial condition primarily will be driven by the geographies impacted and the severity and duration of the pandemic; the pandemic's impact on the U.S. and global economies and consumer behavior and health care utilization patterns; and the timing, scope and impact of stimulus legislation as well as other federal, state and local governmental responses to the pandemic. Those primary drivers are beyond the Company's knowledge and control. As a result, the impact COVID-19 will have on the Company's businesses, operating results, cash flows and/or financial condition is uncertain, but the impact could be adverse and material. COVID-19 also may result in legal and regulatory proceedings, investigations and claims against the Company.

Health Care Reform

The Patient Protection and Affordable Care Act and the Health Care and Education Reconciliation Act (collectively, the "ACA"), made broad-based changes to the United States health care system. The United State Supreme Court is expected to rule on the constitutionality of the ACA by June 2021. If the ACA is deemed unconstitutional, there will likely be significant changes to the laws and rules that govern the Company's businesses. If the ACA is deemed constitutional, there may nevertheless be continued efforts to invalidate, modify, repeal or replace it or portions of it, and the Company expects aspects of the ACA to continue to significantly impact its business operations and operating results, including pricing, medical benefit ratios ("MBRs") and the geographies in which the Company's products are available.

While most of the significant aspects of the ACA became effective during or prior to 2014, parts of the ACA continue to evolve through the promulgation of executive orders, legislation, regulations and guidance as well as ongoing litigation. Additional changes to the ACA and those regulations and guidance at the federal and/or state level are likely, and those changes are likely to be significant. Growing federal and state budgetary pressures make it more likely that any changes, including changes at the state level in response to changes to, or invalidation, repeal or replacement of, the ACA and/or changes in the funding levels and/or payment mechanisms of federally supported benefit programs, will be adverse to the Company. For example, if any elements of the ACA are invalidated or repealed at the federal level, the Company expects that some states would seek to enact similar requirements, such as prohibiting pre-existing condition exclusions, prohibiting rescission of insurance coverage, requiring coverage for dependents up to age 26, requiring guaranteed renewability of insurance coverage and prohibiting lifetime limits on insurance coverage.

Potential repeal of the ACA, ongoing legislative, regulatory and administrative policy changes to the ACA, the results of federal and state level elections, pending litigation challenging the constitutionality of the ACA or funding for the law and federal budget negotiations continue to create uncertainty about the ultimate impact of the ACA. Given the inherent difficulty of foreseeing the nature and scope of future changes to the ACA and how states, businesses and individuals will respond to those changes, the Company cannot predict the impact on it of future changes to the ACA. It is reasonably possible that invalidation, repeal or replacement of or other changes to the ACA and/or states' responses to such changes, in the aggregate, could have a significant adverse effect on the Company's businesses, results of operations and cash flows.

Medicare

The Company's Medicare Advantage products are heavily regulated by CMS. The regulations and contractual requirements applicable to the Company and other private participants in Medicare programs are complex, expensive to comply with and subject to change. For example, in the second quarter of 2014, CMS issued a final rule implementing the ACA requirements that Medicare Advantage plans report and refund to CMS overpayments that those plans receive from CMS. The precise interpretation, impact and legality of this rule are not clear and are subject to pending litigation. Payments the Company receives from CMS for its Medicare Advantage business also are subject to risk adjustment based on the health status of the individuals enrolled. Elements of that risk adjustment mechanism continue to be challenged by the U.S. Department of

NOTES TO FINANCIAL STATEMENTS

Justice, the Office of Inspector General of the HHS (the "OIG") and CMS itself. Substantial changes in the risk adjustment mechanism, including changes that result from enforcement or audit actions, could materially affect the amount of the Company's Medicare reimbursement, require the Company to raise prices or reduce the benefits offered to Medicare beneficiaries, and potentially limit the Company's (and the industry's) participation in the Medicare program.

The Company has invested significant resources to comply with Medicare standards, and its Medicare compliance efforts will continue to require significant resources. CMS may seek premium and other refunds, prohibit the Company from continuing to market and/or enroll members in or refuse to passively enroll members in one or more of the Company's Medicare or Medicare-Medicaid demonstration (historically known as "dual eligible") plans, exclude the Company from participating in one or more Medicare, dual eligible or dual eligible special needs plan programs and/or institute other sanctions and/or civil monetary penalties against the Company if it fails to comply with CMS regulations or its Medicare contractual requirements.

D. The Company did not have any business interruption insurance recoveries for the years ending December 31, 2020 or 2019.

E. The Company did not have any state transferable and non-transferable tax credits for the years ending December 31, 2020 or 2019.

F. The Company did not have any subprime mortgage related risk exposures at December 31, 2020 or 2019.

G. The Company did not have any retained assets at December 31, 2020 or 2019.

H. The Company did not have any insurance-linked securities ("ILS") contracts at December 31, 2020 or 2019.

I. The Company did not have amounts that could be realized on life insurance at December 31, 2020.

22. Events Subsequent

Type I - Recognized Subsequent Events

Subsequent events have been considered through February 25, 2021 for the statutory statement issued on February 26, 2021.

The Company had no known reportable recognized subsequent events.

Type II - Nonrecognized Subsequent Events

Subsequent events have been considered through February 25, 2021 for the statutory statement issued on February 26, 2021.

On January 1, 2020, the Company was subject to an annual fee under Section 9010 of the ACA. This annual fee was allocated to individual health insurers based on the ratio of the amount of the entity's net premiums written during the preceding calendar year to the amount of health insurance for any U.S. health risk that was written during the preceding calendar year. A health insurance entity's portion of the annual fee becomes payable once the entity provides health insurance for any U.S. health risk for each calendar year beginning on or after January 1 of the year the fee is due. In December 2019, the annual fee was repealed beginning in 2021. As a result of this repeal, there is no annual fee payable in 2021 and thereafter and therefore no estimated subsequent fee year assessment was required to be reclassified from unassigned funds to special surplus funds at December 31, 2020.

		Current Year	Prior Year
A.	Did the reporting entity write accident and health insurance premium that is subject to Section 9010 of the Federal Affordable Care Act (YES/NO)?	Yes	
B.	ACA fee assessment payable for the upcoming year	$ —	$ 1,599,700
C.	ACA fee assessment paid	1,519,200	$0
D.	Premium written subject to ACA 9010 assessment	$0	$79,422,648
E.	Total Adjusted Capital before surplus adjustment (Five-Year Historical Line 14)	$22,004,213	
F.	Total Adjusted Capital after surplus adjustment (Five-Year Historical Line 14 minus 22B above)	$22,004,213	
G.	Authorized Control Level (Five-Year Historical Line 15)	$4,027,046	
H.	Would reporting the ACA assessment as of Dec. 31, 2020 have triggered an RBC action level (YES/NO)?	No	

23. Reinsurance

A. Ceded Reinsurance Report

Section 1 – General Interrogatories

NOTES TO FINANCIAL STATEMENTS

(1) Are any of the reinsurers, listed in Schedule S as non-affiliated, owned in excess of 10% or controlled, either directly or indirectly, by the company or by any representative, officer, trustee, or director of the company?

Yes ( ) No (X)

If yes, give full details. N/A

(2) Have any policies issued by the company been reinsured with a company chartered in a country other than the United States (excluding U.S. branches of such companies) that is owned in excess of 10% or controlled directly or indirectly by an insured, a beneficiary, a creditor or an insured or any other person not primarily engaged in the insurance business?

Yes () No (X)

If yes, give full details. N/A

Section 2 – Ceded Reinsurance Report – Part A

(1) Does the company have any reinsurance agreements in effect under which the reinsurer may unilaterally cancel any reinsurance for reasons other than nonpayment of premium or other similar credit?

Yes ( ) No (X)

a. If yes, what is the estimated amount of the aggregate reduction in surplus of a unilateral cancellation by the reinsurer as of the date of this statement, for those agreements in which cancellation results in a net obligation of the reporting entity to the reinsurer, and for which such obligation is not presently accrued? Where necessary, the reporting entity may consider the current or anticipated experience of the business reinsured in making this estimate. N/A.

b. What is the total amount of reinsurance credits taken, whether as an asset or as a reduction of liability for these agreements in this statement? N/A.

(2) Does the reporting entity have any reinsurance agreements in effect such that the amount of losses paid or accrued through the statement date may result in a payment to the reinsurer of amounts that, in aggregate and allowing for offset of mutual credits from other reinsurance agreements with the same reinsurer, exceed the total direct premium collected under the reinsured policies?

Yes ( ) No (X)

If yes, give full details. N/A

Section 3 – Ceded Reinsurance Report – Part B

(1) What is the estimated amount of the aggregate reduction in surplus, (for agreements other than those under which the insurer may unilaterally cancel for reasons other than for nonpayment of premium or other similar credits that are reflected in Section 2 above) of termination of ALL reinsurance agreements, by either party, as of the date of this statement? Where necessary, the company may consider the current or anticipated experience of the business reinsured in making this estimate. N/A.

(2) Have any new agreements been executed or existing agreements amended, since January 1 of the year of this statement, to include policies or contracts that were in force or which had existing reserves established by the company as of the effective date of the agreement?

Yes ( ) No (X)

If yes, what is the amount of reinsurance credit, whether an asset or a reduction of liability, taken for such new agreements or amendments? N/A.

B. The Company did not have uncollectible reinsurance at December 31, 2020 or 2019.

C. The Company did not have any commutation of ceded reinsurance at December 31, 2020 or 2019.

D. The Company's certified reinsurer's rating has not been downgraded or its status subject to revocation at December 31, 2020 or 2019.

E. The Company had no reinsurance contracts to which the reinsurance credit disclosure applies at December 31, 2020.

24. Retrospectively Rated Contracts and Contracts Subject to Redetermination

A. Through annual contracts with CMS, the Company offers insurance plans for Medicare-eligible individuals through the Medicare Advantage program. Members typically receive enhanced benefits over standard Medicare fee-for-service coverage, including reduced cost-sharing for preventative care, vision and other non-Medicare services. Members also typically receive coverage for certain prescription drugs, usually subject to a deductible, co-insurance and/or co-payment. The

NOTES TO FINANCIAL STATEMENTS

revenues ultimately received by the Company for each member are based on that member's health status and demographic characteristics, as determined via the CMS risk adjustment process, under which the Company regularly submits risk adjustment data to CMS. As such, at December 31, 2020, the Company records a receivable for future revenues that it expects to receive from CMS in the third quarter of 2021, after the final reconciliation of risk adjustment data for contract year 2020 is complete. The Company estimates this receivable by taking into account risk adjustment data for contract year 2020 submitted to CMS prior to December 31, 2020, as well as its estimate of the impact of risk adjustment data for contract year 2020 that will be submitted prior to the appropriate regulatory deadline in early 2021. These amounts are recognized in 2020 as premiums under contracts subject to redetermination. In addition, the Company's Medicare Advantage contracts are subject to retrospective rating provisions under which the Company and CMS share in amounts above and below agreed-upon target medical benefit ratios.

Premium revenue subject to the minimum MLR rebate requirements of the ACA is recorded net of the estimated minimum MLR rebates for the current calendar year. The Company estimates the minimum MLR rebates by projecting MLRs for certain markets, as defined by the ACA, for each state in which the Company operates. The claims and premiums used in estimating such rebates are modified for certain adjustments allowed by the ACA and include a statistical credibility adjustment for those states with a number of members that is not statistically credible.

B. Accrued retrospective are recorded as an adjustment to earned premiums and are estimated based on calculations that compare the Company's expected financial results for the contract against the appropriate medical benefit ratio target.

C. Contracts Subject to Retrospective Rating Features

The Company had net premiums written of $108,543,522 that were subject to retrospective rating features for the year ending December 31, 2020 representing 97.4% of total net premiums written.

D. Medical loss ratio rebates required pursuant to the Public Health Service Act

	1 Individual	2 Small Group Employer	3 Large Group Employer	4 Other Categories with rebates	5 Total
Prior Reporting Year					
(1) Medical Loss Ratio Rebates Incurred	$ —	$ 1,050	$ —	$ (55,273)	$ (54,223)
(2) Medical Loss Ratio Rebates Paid	—	—	—	1,255,014	1,255,014
(3) Medical Loss Ratio Rebates Unpaid	—	11,546	—	—	11,546
(4) Plus reinsurance assumed amounts	XXX	XXX	XXX	XXX	—
(5) Less reinsurance ceded amounts	XXX	XXX	XXX	XXX	—
(6) Rebates Unpaid net of reinsurance	XXX	XXX	XXX	XXX	11,546
Current Reporting Year-to-Date					
(1) Medical Loss Ratio Rebates Incurred	$ —	$ 1,154	$ —	$ 2,633,845	$ 2,634,999
(2) Medical Loss Ratio Rebates Paid	—	—	—	—	—
(3) Medical Loss Ratio Rebates Unpaid	—	12,700	—	2,633,845	2,646,545
(4) Plus reinsurance assumed amounts	XXX	XXX	XXX	XXX	—
(5) Less reinsurance ceded amounts	XXX	XXX	XXX	XXX	—
(6) Rebates Unpaid net of reinsurance	XXX	XXX	XXX	XXX	2,646,545

E. Risk Sharing Provisions of the Affordable Care Act (ACA)

(1) Did the reporting entity write accident and health insurance premium which is subject to the Affordable Care Act risk sharing provisions (YES/NO)? Yes [X] No [ ]

(2) Impact of Risk Sharing Provisions of the Affordable Care Act on Admitted Assets, Liabilities and Revenue for the Current Year:

NOTES TO FINANCIAL STATEMENTS

		AMOUNT
a.	Permanent ACA Risk Adjustment Program	
	Assets	
	1. Premium adjustments receivable due to ACA Risk Adjustment	$ 93,465
	Liabilities (including high-risk pool payments)	
	2. Risk adjustment user fees payable for ACA Risk Adjustment	63
	3. Premium adjustments payable due to ACA Risk Adjustment (including high risk pool payments)	675
	Operations (Revenue & Expense)	
	4. Reported as revenue in premium for accident and health contracts (written/collected) due to ACA Risk Adjustment	137,563
	5. Reported in expenses as ACA risk adjustment user fees (incurred/paid)	53
b.	Transitional ACA Reinsurance Program	
	Assets	
	1. Amounts recoverable for claims paid due to ACA Reinsurance	—
	2. Amounts recoverable for claims unpaid due to ACA Reinsurance (Contra Liability)	—
	3. Amounts receivable relating to uninsured plans for contributions for ACA Reinsurance	
	Liabilities	
	4. Liabilities for contributions payable due to ACA Reinsurance – not reported as ceded premium	
	5. Ceded reinsurance premiums payable due to ACA Reinsurance	
	6. Liabilities for amounts held under uninsured plans contributions for ACA Reinsurance	
	Operations (Revenue & Expense)	
	7. Ceded reinsurance premiums due to ACA Reinsurance	
	8. Reinsurance recoveries (income statement) due to ACA Reinsurance payments or expected payments	—
	9. ACA Reinsurance contributions – not reported as ceded premium	—
c.	Temporary ACA Risk Corridors Program	
	Assets	
	1. Accrued retrospective premium due to ACA Risk Corridors	—
	Liabilities	
	2. Reserve for rate credits or policy experience rating refunds due to ACA Risk Corridors	—
	Operations (Revenue & Expense)	
	3. Effect of ACA Risk Corridors on net premium income (paid/received)	
	4. Effect of ACA Risk Corridors on change in reserves for rate credits	—

(3) Roll forward of prior year ACA risk sharing provisions for the following asset (gross of any nonadmission) and liability balances along with the reasons for adjustments to prior year balance:

	Accrued During the Prior Year on Business Written		Received or Paid as of the Current Year on Business		Differences		Adjustments			Unsettled Balances as of the Reporting Date	
	Before December 31 of the Prior Year		Written Before December 31 of the Prior Year		Prior Year Accrued Less Payments (Col 1 - 3)	Prior Year Accrued Less Payments (Col 2 - 4)	To Prior Year Balances	To Prior Year Balances		Cumulative Balance from Prior Years (Col 1 - 3 + 7)	Cumulative Balance from Prior Years (Col 2 - 4 + 8)
	1	2	3	4	5	6	7	8		9	10
	Receivable	(Payable)	Receivable	(Payable)	Receivable	(Payable)	Receivable	(Payable)	Ref	Receivable	(Payable)
a. Permanent ACA Risk Adjustment Program											
1. Premium adjustments receivable (including high-risk)	$ 118,634	$ —	$ 164,277	$ —	$ (45,643)	$ —	$ 45,643	$ —	A	$ —	$ —
2. Premium adjustments (payable) (including high-risk pool payments)	—	1,984	—	2,855	—	(871)	—	871	B	—	—
3. Subtotal ACA Permanent Risk Adjustment Program	118,634	1,984	164,277	2,855	(45,643)	(871)	45,643	871		—	—
b. Transitional ACA Reinsurance Program											
1. Amounts recoverable for claims paid	—	—	—	—	—	—	—	—	C	—	—
2. Amounts recoverable for claims unpaid (contra liability)	—	—	—	—	—	—	—	—	D	—	—
3. Amounts receivable relating to uninsured plans	—	—	—	—	—	—	—	—	E	—	—
4. Liabilities for contributions payable due to ACA Reinsurance - not reported as ceded premium	—	—	—	—	—	—	—	—	F	—	—
5. Ceded reinsurance premiums payable	—	—	—	—	—	—	—	—	G	—	—
6. Liability for amounts held under uninsured plans	—	—	—	—	—	—	—	—	H	—	—
7. Subtotal ACA Transitional Reinsurance Program	—	—	—	—	—	—	—	—		—	—
c. Temporary ACA Risk Corridors Program											
1. Accrued retrospective premium	—	—	—	—	—	—	—	—	I	—	—
2. Reserve for rate credits or policy experience rating refunds	—	—	—	—	—	—	—	—	J	—	—
3. Subtotal ACA Risk Corridors Program	—	—	—	—	—	—	—	—		—	—
d. Total for ACA Risk Sharing Provisions	$ 118,634	$ 1,984	$ 164,277	$ 2,855	$ (45,643)	$ (871)	$ 45,643	$ 871		$ —	$ —

Explanations of Adjustments

A. Due to updates to the data available to the Company to calculate the risk adjustment.

B. Due to updates to the data available to the Company to calculate the risk adjustment.

NOTES TO FINANCIAL STATEMENTS

C.
D.
E.
F.
G.
H.
I.
J.

(4) There is no roll-forward of Risk Corridors Asset and Liability Balances by Program Benefit Year.

(5) There is no roll-forward of ACA Risk Corridors Receivable as of Reporting Date.

25. Change in Incurred Claims and Claims Adjustment Expense

The following table shows the components of the change in claims unpaid, unpaid claims adjustment expense and aggregate health claim reserves for the years ended December 31, 2020 and 2019.

	2020	2019
Balance, January 1	$ 7,086,882	$ 5,599,767
Health care receivable	(614,292)	(492,549)
Balance, January 1, net of health care receivable	6,472,590	5,107,218
Incurred related to:		
Current year	91,276,837	71,628,144
Prior years	(1,532,745)	(1,613,723)
Total incurred	89,744,092	70,014,421
Paid related to:		
Current year	82,362,508	64,802,778
Prior years	5,091,708	3,846,271
Total paid	87,454,216	68,649,049
Balance, December 31, net of health care receivable	8,762,466	6,472,590
Health care receivable	831,794	614,292
Balance, December 31	$ 9,594,260	$ 7,086,882

A. Reserves for incurred claims and claim adjustment expenses attributable to insured events of prior years decreased by $1,532,745 in 2020 and $1,613,723 in 2019. Changes in prior periods' estimates represents the effect of favorable development of prior period health care cost estimates on current year net income, at each financial statement date. The favorable development of these reserves is primarily a result of the actual claim submission times for health care claims being shorter than the Company had anticipated, as well as lower than expected health care cost trends in determining claims unpaid at prior financial statement date for both 2020 and 2019. Original estimates are increased or decreased, as additional information becomes known regarding individual claims.

B. There has been no significant change in the Company's methodologies and assumptions used in calculating the liability for unpaid claims and claim adjustment expenses.

26. Intercompany Pooling Arrangements

The Company did not have any intercompany pooling arrangements at December 31, 2020 or 2019.

27. Structured Settlements

The Company did not have any structured settlements at December 31, 2020 or 2019.

28. Health Care Receivables

A. Pharmaceutical Rebate Receivables

The Company receives pharmaceutical rebates through an agreement with AHM. AHM has contractual agreements with pharmaceutical companies for rebates, which cover the Company's membership as well as the membership of other Aetna affiliates. The Company receives those rebates from AHM that relate to the Company's membership. The Company estimates pharmaceutical rebate receivables based upon the historical payment trends, actual utilization and other variables. Actual rebates collected are applied to the collection periods below, using a first in first out methodology. At December 31, 2020 and 2019, the Company had pharmaceutical rebate receivables of $781,282 and $533,579, respectively (refer to the Company's accounting practices related to pharmaceutical rebate receivables in Note 1).

NOTES TO FINANCIAL STATEMENTS

The following table discloses the quarterly revenue and subsequent cash collections relating to the pharmaceutical rebates discussed in Note 10:

Quarter	Estimated Pharmacy Rebates as Reported on Financial Statements	Pharmacy Rebates as Billed or Otherwise Confirmed	Actual Rebates Received Within 90 Days of Billing		Actual Rebates Received Within 91 to 180 Days of Billing	Actual Rebates Received More Than 180 Days After Billing
12/31/2020	$ 2,233,853	$ —	$ 1,457,365	[1]	$ —	$ —
9/30/2020	2,235,520	2,254,029	2,254,029		—	—
6/30/2020	2,012,808	2,017,745	2,017,745		—	—
3/31/2020	1,968,812	1,964,477	1,964,477		—	—
12/31/2019	1,527,144	1,500,760	1,493,857		—	—
9/30/2019	1,575,022	1,557,869	1,554,737		—	—
6/30/2019	1,490,706	1,464,134	1,470,526		—	—
3/31/2019	1,324,100	1,359,552	1,358,400		—	—
12/31/2018	936,251	1,003,683	1,003,683		—	—
9/30/2018	1,021,334	1,039,965	1,039,965		—	—
6/30/2018	1,026,760	1,054,367	1,054,367		—	—
3/31/2018	975,486	1,034,499	1,034,499		—	—

[1] Represents a portion of the estimated rebates for the quarter ending December 31, 2020, which were paid by AHM to the Company prior to December 31, 2020 and invoicing in 2021.

B. Risk sharing receivables

The Company did not have any admitted risk sharing receivables at December 31, 2020 or 2019.

Other receivables

Pharmacy Direct and Indirect Remuneration ("DIR") Generic

The Company receives retrospective generic performance network rebates ("PNR") on its Medicare business through an agreement with AHM. AHM has contractual agreements with network pharmacies for PNR. The PNR is performance based upon whether the participating pharmacies have met certain pre-established rates specified in the contract. The PNR is calculated by multiplying the applicable claims with a variable network rate based on the actual performance. The PNR receivables fit the category of other health care receivables per SSAP No. 84, Health Care and Government Insured Plan Receivables.

Pharmacy DIR Brand

The Company receives retrospective brand PNR on its Medicare business through an agreement with AHM. As mentioned above, AHM has contractual agreements with network pharmacies for PNR. The program collects varying percentages of brand ingredient cost from pharmacies, depending how well they perform on adherence measures, including stars-related measures. The PNR agreement for 2020 has three performance measurement periods ending April 30, August 31 and December 31, respectively. The PNR receivables fit the category of other health care receivables per SSAP No. 84, Health Care and Government Insured Plan Receivables.

29. Participating Policies

The Company did not have any participating policies at December 31, 2020 or 2019.

30. Premium Deficiency Reserves

	December 31, 2020
1. Liability carried for premium deficiency reserves	$193,071
2. Date of the most recent evaluation of this liability	12/31/2020
3. Was anticipated investment income utilized in the calculation?	Yes

31. Anticipated Salvage and Subrogation

The Company did not reduce its liability for unpaid claims/losses by any estimated anticipated salvage and subrogation at December 31, 2020 or 2019 as the Company records salvage and subrogation on a paid basis when cash is received.

GENERAL INTERROGATORIES

PART 1 - COMMON INTERROGATORIES
GENERAL

1.1 Is the reporting entity a member of an Insurance Holding Company System consisting of two or more affiliated persons, one or more of which is an insurer? ..... Yes [X] No [ ]
If yes, complete Schedule Y, Parts 1, 1A and 2

1.2 If yes, did the reporting entity register and file with its domiciliary State Insurance Commissioner, Director or Superintendent, or with such regulatory official of the state of domicile of the principal insurer in the Holding Company System, a registration statement providing disclosure substantially similar to the standards adopted by the National Association of Insurance Commissioners (NAIC) in its Model Insurance Holding Company System Regulatory Act and model regulations pertaining thereto, or is the reporting entity subject to standards and disclosure requirements substantially similar to those required by such Act and regulations? ..... Yes [X] No [ ] N/A [ ]

1.3 State Regulating? ..... Maine

1.4 Is the reporting entity publicly traded or a member of a publicly traded group? ..... Yes [X] No [ ]

1.5 If the response to 1.4 is yes, provide the CIK (Central Index Key) code issued by the SEC for the entity/group. 0000064803

2.1 Has any change been made during the year of this statement in the charter, by-laws, articles of incorporation, or deed of settlement of the reporting entity? ..... Yes [ ] No [X]

2.2 If yes, date of change: .....

3.1 State as of what date the latest financial examination of the reporting entity was made or is being made. 12/31/2020

3.2 State the as of date that the latest financial examination report became available from either the state of domicile or the reporting entity. This date should be the date of the examined balance sheet and not the date the report was completed or released. 12/31/2017

3.3 State as of what date the latest financial examination report became available to other states or the public from either the state of domicile or the reporting entity. This is the release date or completion date of the examination report and not the date of the examination (balance sheet date). 08/09/2019

3.4 By what department or departments?
Maine Bureau of Insurance .....

3.5 Have all financial statement adjustments within the latest financial examination report been accounted for in a subsequent financial statement filed with Departments? ..... Yes [ ] No [ ] N/A [X]

3.6 Have all of the recommendations within the latest financial examination report been complied with? ..... Yes [X] No [ ] N/A [ ]

4.1 During the period covered by this statement, did any agent, broker, sales representative, non-affiliated sales/service organization or any combination thereof under common control (other than salaried employees of the reporting entity), receive credit or commissions for or control a substantial part (more than 20 percent of any major line of business measured on direct premiums) of:
4.11 sales of new business? ..... Yes [ ] No [X]
4.12 renewals? ..... Yes [ ] No [X]

4.2 During the period covered by this statement, did any sales/service organization owned in whole or in part by the reporting entity or an affiliate, receive credit or commissions for or control a substantial part (more than 20 percent of any major line of business measured on direct premiums) of:
4.21 sales of new business? ..... Yes [ ] No [X]
4.22 renewals? ..... Yes [ ] No [X]

5.1 Has the reporting entity been a party to a merger or consolidation during the period covered by this statement? ..... Yes [ ] No [X]
If yes, complete and file the merger history data file with the NAIC.

5.2 If yes, provide the name of the entity, NAIC Company Code, and state of domicile (use two letter state abbreviation) for any entity that has ceased to exist as a result of the merger or consolidation.

1 Name of Entity	2 NAIC Company Code	3 State of Domicile

6.1 Has the reporting entity had any Certificates of Authority, licenses or registrations (including corporate registration, if applicable) suspended or revoked by any governmental entity during the reporting period? ..... Yes [ ] No [X]

6.2 If yes, give full information:
.....

7.1 Does any foreign (non-United States) person or entity directly or indirectly control 10% or more of the reporting entity? ..... Yes [ ] No [X]

7.2 If yes,
7.21 State the percentage of foreign control; ..... 0.0 %
7.22 State the nationality(s) of the foreign person(s) or entity(s) or if the entity is a mutual or reciprocal, the nationality of its manager or attorney-in-fact; and identify the type of entity(s) (e.g., individual, corporation or government, manager or attorney in fact).

1 Nationality	2 Type of Entity

GENERAL INTERROGATORIES

8.1 Is the company a subsidiary of a bank holding company regulated by the Federal Reserve Board? Yes [ ] No [X]

8.2 If response to 8.1 is yes, please identify the name of the bank holding company.

8.3 Is the company affiliated with one or more banks, thrifts or securities firms? Yes [ ] No [X]

8.4 If response to 8.3 is yes, please provide below the names and location (city and state of the main office) of any affiliates regulated by a federal regulatory services agency [i.e. the Federal Reserve Board (FRB), the Office of the Comptroller of the Currency (OCC), the Federal Deposit Insurance Corporation (FDIC) and the Securities Exchange Commission (SEC)] and identify the affiliate's primary federal regulator.

1 Affiliate Name	2 Location (City, State)	3 FRB	4 OCC	5 FDIC	6 SEC

9. What is the name and address of the independent certified public accountant or accounting firm retained to conduct the annual audit?
Ernst & Young LLP; 200 Clarendon Street; Boston, MA 02116

10.1 Has the insurer been granted any exemptions to the prohibited non-audit services provided by the certified independent public accountant requirements as allowed in Section 7H of the Annual Financial Reporting Model Regulation (Model Audit Rule), or substantially similar state law or regulation? Yes [ ] No [X]

10.2 If the response to 10.1 is yes, provide information related to this exemption:

10.3 Has the insurer been granted any exemptions related to the other requirements of the Annual Financial Reporting Model Regulation as allowed for in Section 18A of the Model Regulation, or substantially similar state law or regulation? Yes [ ] No [X]

10.4 If the response to 10.3 is yes, provide information related to this exemption:

10.5 Has the reporting entity established an Audit Committee in compliance with the domiciliary state insurance laws? Yes [X] No [ ] N/A [ ]

10.6 If the response to 10.5 is no or n/a, please explain

11. What is the name, address and affiliation (officer/employee of the reporting entity or actuary/consultant associated with an actuarial consulting firm) of the individual providing the statement of actuarial opinion/certification?
Paul Conlin, F.S.A., M.A.A.A.; Aetna; 3200 Highland Ave., F640; Downers Grove, IL 60515

12.1 Does the reporting entity own any securities of a real estate holding company or otherwise hold real estate indirectly? Yes [ ] No [X]

12.11 Name of real estate holding company

12.12 Number of parcels involved 0

12.13 Total book/adjusted carrying value $ 0

12.2 If, yes provide explanation:

13. **FOR UNITED STATES BRANCHES OF ALIEN REPORTING ENTITIES ONLY:**

13.1 What changes have been made during the year in the United States manager or the United States trustees of the reporting entity?
N/A

13.2 Does this statement contain all business transacted for the reporting entity through its United States Branch on risks wherever located? Yes [ ] No [ ]

13.3 Have there been any changes made to any of the trust indentures during the year? Yes [ ] No [ ]

13.4 If answer to (13.3) is yes, has the domiciliary or entry state approved the changes? Yes [ ] No [ ] N/A [ ]

14.1 Are the senior officers (principal executive officer, principal financial officer, principal accounting officer or controller, or persons performing similar functions) of the reporting entity subject to a code of ethics, which includes the following standards? Yes [X] No [ ]
a. Honest and ethical conduct, including the ethical handling of actual or apparent conflicts of interest between personal and professional relationships;
b. Full, fair, accurate, timely and understandable disclosure in the periodic reports required to be filed by the reporting entity;
c. Compliance with applicable governmental laws, rules and regulations;
d. The prompt internal reporting of violations to an appropriate person or persons identified in the code; and
e. Accountability for adherence to the code.

14.11 If the response to 14.1 is No, please explain:

14.2 Has the code of ethics for senior managers been amended? Yes [X] No [ ]

14.21 If the response to 14.2 is yes, provide information related to amendment(s).
In the Conflict of Interest (COI) Disclosure, Added the Conflicts of Interest mailbox (COI@CVSHealth.com) to provide another channel for contacting the COI Team. In the Gambling section, Updated the language to indicate that all forms of gambling with a pay in or pay out of money or other benefit or item of value is prohibited. In the Gifts, Meals, Entertainment or Other Things of Value section, Added the Compliance Questions mailbox (Compliance.Questions@CVSHealth.com) as a resource for employees. Added a prohibited gift card example to the Q&A graphic. In the Business Firewalls section, updated the language to include examples of prohibited use of competitively-sensitive information, examples of why firewalls are important, and how information firewalls maintain commercial relations with CVS Health clients and suppliers. In the Supplier Engagement section, added a new section on Trade Compliance describing the Company's policy to comply with applicable laws and regulations relating to the import and export of products, goods, and services.

14.3 Have any provisions of the code of ethics been waived for any of the specified officers? Yes [ ] No [X]

14.31 If the response to 14.3 is yes, provide the nature of any waiver(s).

GENERAL INTERROGATORIES

15.1 Is the reporting entity the beneficiary of a Letter of Credit that is unrelated to reinsurance where the issuing or confirming bank is not on the SVO Bank List? Yes [ ] No [X]

15.2 If the response to 15.1 is yes, indicate the American Bankers Association (ABA) Routing Number and the name of the issuing or confirming bank of the Letter of Credit and describe the circumstances in which the Letter of Credit is triggered.

1 American Bankers Association (ABA) Routing Number	2 Issuing or Confirming Bank Name	3 Circumstances That Can Trigger the Letter of Credit	4 Amount

BOARD OF DIRECTORS

16. Is the purchase or sale of all investments of the reporting entity passed upon either by the board of directors or a subordinate committee thereof? Yes [X] No [ ]

17. Does the reporting entity keep a complete permanent record of the proceedings of its board of directors and all subordinate committees thereof? Yes [X] No [ ]

18. Has the reporting entity an established procedure for disclosure to its board of directors or trustees of any material interest or affiliation on the part of any of its officers, directors, trustees or responsible employees that is in conflict with the official duties of such person? Yes [X] No [ ]

FINANCIAL

19. Has this statement been prepared using a basis of accounting other than Statutory Accounting Principles (e.g., Generally Accepted Accounting Principles)? Yes [ ] No [X]

20.1 Total amount loaned during the year (inclusive of Separate Accounts, exclusive of policy loans):
- 20.11 To directors or other officers $ 0
- 20.12 To stockholders not officers $ 0
- 20.13 Trustees, supreme or grand (Fraternal Only) $ 0

20.2 Total amount of loans outstanding at the end of year (inclusive of Separate Accounts, exclusive of policy loans):
- 20.21 To directors or other officers $ 0
- 20.22 To stockholders not officers $ 0
- 20.23 Trustees, supreme or grand (Fraternal Only) $ 0

21.1 Were any assets reported in this statement subject to a contractual obligation to transfer to another party without the liability for such obligation being reported in the statement? Yes [ ] No [X]

21.2 If yes, state the amount thereof at December 31 of the current year:
- 21.21 Rented from others $ 0
- 21.22 Borrowed from others $ 0
- 21.23 Leased from others $ 0
- 21.24 Other $ 0

22.1 Does this statement include payments for assessments as described in the Annual Statement Instructions other than guaranty fund or guaranty association assessments? Yes [X] No [ ]

22.2 If answer is yes:
- 22.21 Amount paid as losses or risk adjustment $ 0
- 22.22 Amount paid as expenses $ 966
- 22.23 Other amounts paid $ 0

23.1 Does the reporting entity report any amounts due from parent, subsidiaries or affiliates on Page 2 of this statement? Yes [ ] No [X]

23.2 If yes, indicate any amounts receivable from parent included in the Page 2 amount: $ 0

INVESTMENT

24.01 Were all the stocks, bonds and other securities owned December 31 of current year, over which the reporting entity has exclusive control, in the actual possession of the reporting entity on said date? (other than securities lending programs addressed in 24.03) Yes [X] No [ ]

24.02 If no, give full and complete information relating thereto

24.03 For securities lending programs, provide a description of the program including value for collateral and amount of loaned securities, and whether collateral is carried on or off-balance sheet. (an alternative is to reference Note 17 where this information is also provided)
N/A

24.04 For the reporting entity's securities lending program, report amount of collateral for conforming programs as outlined in the Risk-Based Capital Instructions. $ 0

24.05 For the reporting entity's securities lending program, report amount of collateral for other programs. $ 0

24.06 Does your securities lending program require 102% (domestic securities) and 105% (foreign securities) from the counterparty at the outset of the contract? Yes [ ] No [ ] N/A [X]

24.07 Does the reporting entity non-admit when the collateral received from the counterparty falls below 100%? Yes [ ] No [ ] N/A [X]

24.08 Does the reporting entity or the reporting entity 's securities lending agent utilize the Master Securities lending Agreement (MSLA) to conduct securities lending? Yes [ ] No [ ] N/A [X]

GENERAL INTERROGATORIES

24.09 For the reporting entity's securities lending program state the amount of the following as of December 31 of the current year:

24.091 Total fair value of reinvested collateral assets reported on Schedule DL, Parts 1 and 2. $ 0
24.092 Total book adjusted/carrying value of reinvested collateral assets reported on Schedule DL, Parts 1 and 2 $ 0
24.093 Total payable for securities lending reported on the liability page. $ 0

25.1 Were any of the stocks, bonds or other assets of the reporting entity owned at December 31 of the current year not exclusively under the control of the reporting entity, or has the reporting entity sold or transferred any assets subject to a put option contract that is currently in force? (Exclude securities subject to Interrogatory 21.1 and 24.03). Yes [X] No [ ]

25.2 If yes, state the amount thereof at December 31 of the current year:

25.21 Subject to repurchase agreements $ 0
25.22 Subject to reverse repurchase agreements $ 0
25.23 Subject to dollar repurchase agreements $ 0
25.24 Subject to reverse dollar repurchase agreements $ 0
25.25 Placed under option agreements $ 0
25.26 Letter stock or securities restricted as to sale - excluding FHLB Capital Stock $ 0
25.27 FHLB Capital Stock $ 0
25.28 On deposit with states $ 399,120
25.29 On deposit with other regulatory bodies $ 0
25.30 Pledged as collateral - excluding collateral pledged to an FHLB $ 0
25.31 Pledged as collateral to FHLB - including assets backing funding agreements $ 0
25.32 Other $ 0

25.3 For category (25.26) provide the following:

1 Nature of Restriction	2 Description	3 Amount

26.1 Does the reporting entity have any hedging transactions reported on Schedule DB? Yes [ ] No [X]

26.2 If yes, has a comprehensive description of the hedging program been made available to the domiciliary state? Yes [ ] No [ ] N/A [X]
If no, attach a description with this statement.

LINES 26.3 through 26.5: FOR LIFE/FRATERNAL REPORTING ENTITIES ONLY:

26.3 Does the reporting entity utilize derivatives to hedge variable annuity guarantees subject to fluctuations as a result of interest rate sensitivity? Yes [ ] No [X]

26.4 If the response to 26.3 is YES, does the reporting entity utilize:
26.41 Special accounting provision of SSAP No. 108 Yes [ ] No [ ]
26.42 Permitted accounting practice Yes [ ] No [ ]
26.43 Other accounting guidance Yes [ ] No [ ]

26.5 By responding YES to 26.41 regarding utilizing the special accounting provisions of SSAP No. 108, the reporting entity attests to the following: Yes [ ] No [ ]

- The reporting entity has obtained explicit approval from the domiciliary state.
- Hedging strategy subject to the special accounting provisions is consistent with the requirements of VM-21.
- Actuarial certification has been obtained which indicates that the hedging strategy is incorporated within the establishment of VM-21 reserves and provides the impact of the hedging strategy within the Actuarial Guideline Conditional Tail Expectation Amount.
- Financial Officer Certification has been obtained which indicates that the hedging strategy meets the definition of a Clearly Defined Hedging Strategy within VM-21 and that the Clearly Defined Hedging Strategy is the hedging strategy being used by the company in its actual day-to-day risk mitigation efforts.

27.1 Were any preferred stocks or bonds owned as of December 31 of the current year mandatorily convertible into equity, or, at the option of the issuer, convertible into equity? Yes [ ] No [X]

27.2 If yes, state the amount thereof at December 31 of the current year. $ 0

28. Excluding items in Schedule E - Part 3 - Special Deposits, real estate, mortgage loans and investments held physically in the reporting entity's offices, vaults or safety deposit boxes, were all stocks, bonds and other securities, owned throughout the current year held pursuant to a custodial agreement with a qualified bank or trust company in accordance with Section 1, III - General Examination Considerations, F. Outsourcing of Critical Functions, Custodial or Safekeeping Agreements of the NAIC Financial Condition Examiners Handbook? Yes [X] No [ ]

28.01 For agreements that comply with the requirements of the NAIC Financial Condition Examiners Handbook, complete the following:

1 Name of Custodian(s)	2 Custodian's Address
State Street Bank and Trust Company	State Street Financial Center; One Lincoln Street; Boston, MA 02111-2900

GENERAL INTERROGATORIES

28.02 For all agreements that do not comply with the requirements of the NAIC Financial Condition Examiners Handbook, provide the name, location and a complete explanation:

1 Name(s)	2 Location(s)	3 Complete Explanation(s)

28.03 Have there been any changes, including name changes, in the custodian(s) identified in 28.01 during the current year? Yes [ ] No [X]

28.04 If yes, give full and complete information relating thereto:

1 Old Custodian	2 New Custodian	3 Date of Change	4 Reason

28.05 Investment management – Identify all investment advisors, investment managers, broker/dealers, including individuals that have the authority to make investment decisions on behalf of the reporting entity. For assets that are managed internally by employees of the reporting entity, note as such. ["…that have access to the investment accounts"; "…handle securities"]

1 Name of Firm or Individual	2 Affiliation
Kevin J. Casey as Sr. Investment Officer	A

28.0597 For those firms/individuals listed in the table for Question 28.05, do any firms/individuals unaffiliated with the reporting entity (i.e. designated with a "U") manage more than 10% of the reporting entity's invested assets? Yes [ ] No [X]

28.0598 For firms/individuals unaffiliated with the reporting entity (i.e. designated with a "U") listed in the table for Question 28.05, does the total assets under management aggregate to more than 50% of the reporting entity's invested assets? Yes [ ] No [X]

28.06 For those firms or individuals listed in the table for 28.05 with an affiliation code of "A" (affiliated) or "U" (unaffiliated), provide the information for the table below.

1 Central Registration Depository Number	2 Name of Firm or Individual	3 Legal Entity Identifier (LEI)	4 Registered With	5 Investment Management Agreement (IMA) Filed
N/A	Kevin J. Casey	N/A	Not registered	

29.1 Does the reporting entity have any diversified mutual funds reported in Schedule D, Part 2 (diversified according to the Securities and Exchange Commission (SEC) in the Investment Company Act of 1940 [Section 5(b)(1)])? Yes [ ] No [X]

29.2 If yes, complete the following schedule:

1 CUSIP #	2 Name of Mutual Fund	3 Book/Adjusted Carrying Value
29.2999 - Total		0

29.3 For each mutual fund listed in the table above, complete the following schedule:

1 Name of Mutual Fund (from above table)	2 Name of Significant Holding of the Mutual Fund	3 Amount of Mutual Fund's Book/Adjusted Carrying Value Attributable to the Holding	4 Date of Valuation

GENERAL INTERROGATORIES

30. Provide the following information for all short-term and long-term bonds and all preferred stocks. Do not substitute amortized value or statement value for fair value.

	1 Statement (Admitted) Value	2 Fair Value	3 Excess of Statement over Fair Value (-), or Fair Value over Statement (+)
30.1 Bonds	34,120,119	35,046,747	926,628
30.2 Preferred stocks	0	0	0
30.3 Totals	34,120,119	35,046,747	926,628

30.4 Describe the sources or methods utilized in determining the fair values:

Fair value of long term bonds and preferred stocks are determined based on quoted market prices when available, fair values using valuation methodologies based on available and observable market information or by using matrix pricing. If quoted market prices are not available, we determine fair value using broker quoted or an internal analysis of each investment's financial performance and cash flow projections. Short Term investments are carried at amortized cost which approximated fair value. The carrying value of cash equivalents approximated fair value.

31.1 Was the rate used to calculate fair value determined by a broker or custodian for any of the securities in Schedule D? Yes [ ] No [X]

31.2 If the answer to 31.1 is yes, does the reporting entity have a copy of the broker's or custodian's pricing policy (hard copy or electronic copy) for all brokers or custodians used as a pricing source? Yes [ ] No [ ]

31.3 If the answer to 31.2 is no, describe the reporting entity's process for determining a reliable pricing source for purposes of disclosure of fair value for Schedule D:

32.1 Have all the filing requirements of the Purposes and Procedures Manual of the NAIC Investment Analysis Office been followed? Yes [X] No [ ]

32.2 If no, list exceptions:

33. By self-designating 5GI securities, the reporting entity is certifying the following elements of each self-designated 5GI security:
   a. Documentation necessary to permit a full credit analysis of the security does not exist or an NAIC CRP credit rating for an FE or PL security is not available.
   b. Issuer or obligor is current on all contracted interest and principal payments.
   c. The insurer has an actual expectation of ultimate payment of all contracted interest and principal.

   Has the reporting entity self-designated 5GI securities? Yes [ ] No [X]

34. By self-designating PLGI securities, the reporting entity is certifying the following elements of each self-designated PLGI security:
   a. The security was purchased prior to January 1, 2018.
   b. The reporting entity is holding capital commensurate with the NAIC Designation reported for the security.
   c. The NAIC Designation was derived from the credit rating assigned by an NAIC CRP in its legal capacity as a NRSRO which is shown on a current private letter rating held by the insurer and available for examination by state insurance regulators.
   d. The reporting entity is not permitted to share this credit rating of the PL security with the SVO.

   Has the reporting entity self-designated PLGI securities? Yes [ ] No [X]

35. By assigning FE to a Schedule BA non-registered private fund, the reporting entity is certifying the following elements of each self-designated FE fund:
   a. The shares were purchased prior to January 1, 2019.
   b. The reporting entity is holding capital commensurate with the NAIC Designation reported for the security.
   c. The security had a public credit rating(s) with annual surveillance assigned by an NAIC CRP in its legal capacity as an NRSRO prior to January 1, 2019.
   d. The fund only or predominantly holds bonds in its portfolio.
   e. The current reported NAIC Designation was derived from the public credit rating(s) with annual surveillance assigned by an NAIC CRP in its legal capacity as an NRSRO.
   f. The public credit rating(s) with annual surveillance assigned by an NAIC CRP has not lapsed.

   Has the reporting entity assigned FE to Schedule BA non-registered private funds that complied with the above criteria? Yes [ ] No [X]

36. By rolling/renewing short-term or cash equivalent investments with continued reporting on Schedule DA, Part 1 or Schedule E Part 2 (identified through a code (%) in those investment schedules), the reporting entity is certifying to the following:
   a. The investment is a liquid asset that can be terminated by the reporting entity on the current maturity date.
   b. If the investment is with a nonrelated party or nonaffiliate, then it reflects an arms-length transaction with renewal completed at the discretion of all involved parties.
   c. If the investment is with a related party or affiliate, then the reporting entity has completed robust re-underwriting of the transaction for which documentation is available for regulator review.
   d. Short-term and cash equivalent investments that have been renewed/rolled from the prior period that do not meet the criteria in 36.a - 36.c are reported as long-term investments.

   Has the reporting entity rolled/renewed short-term or cash equivalent investments in accordance with these criteria? Yes [X] No [ ] N/A [ ]

GENERAL INTERROGATORIES

OTHER

37.1 Amount of payments to trade associations, service organizations and statistical or rating bureaus, if any? $ 4,556

37.2 List the name of the organization and the amount paid if any such payment represented 25% or more of the total payments to trade associations, service organizations and statistical or rating bureaus during the period covered by this statement.

1 Name	2 Amount Paid

38.1 Amount of payments for legal expenses, if any? $ 46,840

38.2 List the name of the firm and the amount paid if any such payment represented 25% or more of the total payments for legal expenses during the period covered by this statement.

1 Name	2 Amount Paid

39.1 Amount of payments for expenditures in connection with matters before legislative bodies, officers or departments of government, if any? $ 0

39.2 List the name of the firm and the amount paid if any such payment represented 25% or more of the total payment expenditures in connection with matters before legislative bodies, officers or departments of government during the period covered by this statement.

1 Name	2 Amount Paid

GENERAL INTERROGATORIES

PART 2 - HEALTH INTERROGATORIES

1.1 Does the reporting entity have any direct Medicare Supplement Insurance in force? Yes [ ] No [X]

1.2 If yes, indicate premium earned on U.S. business only. $ 0

1.3 What portion of Item (1.2) is not reported on the Medicare Supplement Insurance Experience Exhibit? $ 0

1.31 Reason for excluding

1.4 Indicate amount of earned premium attributable to Canadian and/or Other Alien not included in Item (1.2) above $ 0

1.5 Indicate total incurred claims on all Medicare Supplement Insurance. $ 0

1.6 Individual policies:

Most current three years:

1.61 Total premium earned $ 0

1.62 Total incurred claims $ 0

1.63 Number of covered lives 0

All years prior to most current three years:

1.64 Total premium earned $ 0

1.65 Total incurred claims $ 0

1.66 Number of covered lives 0

1.7 Group policies:

Most current three years:

1.71 Total premium earned $ 0

1.72 Total incurred claims $ 0

1.73 Number of covered lives 0

All years prior to most current three years:

1.74 Total premium earned $ 0

1.75 Total incurred claims $ 0

1.76 Number of covered lives 0

2. Health Test:

		1 Current Year	2 Prior Year
2.1	Premium Numerator	111,453,611	79,116,488
2.2	Premium Denominator	111,453,611	79,116,488
2.3	Premium Ratio (2.1/2.2)	1.000	1.000
2.4	Reserve Numerator	14,390,194	9,051,735
2.5	Reserve Denominator	14,390,194	9,051,735
2.6	Reserve Ratio (2.4/2.5)	1.000	1.000

3.1 Has the reporting entity received any endowment or gift from contracting hospitals, physicians, dentists, or others that is agreed will be returned when, as and if the earnings of the reporting entity permits? Yes [ ] No [X]

3.2 If yes, give particulars:

4.1 Have copies of all agreements stating the period and nature of hospitals', physicians', and dentists' care offered to subscribers and dependents been filed with the appropriate regulatory agency? Yes [X] No [ ]

4.2 If not previously filed, furnish herewith a copy(ies) of such agreement(s). Do these agreements include additional benefits offered? Yes [ ] No [X]

5.1 Does the reporting entity have stop-loss reinsurance? Yes [ ] No [X]

5.2 If no, explain:
The Company does not have stop-loss reinsurance.

5.3 Maximum retained risk (see instructions)

5.31 Comprehensive Medical $ 0

5.32 Medical Only $ 0

5.33 Medicare Supplement $ 0

5.34 Dental & Vision $ 0

5.35 Other Limited Benefit Plan $ 0

5.36 Other $ 0

6. Describe arrangement which the reporting entity may have to protect subscribers and their dependents against the risk of insolvency including hold harmless provisions, conversion privileges with other carriers, agreements with providers to continue rendering services, and any other agreements:
Provider contracts contain hold harmless and continuity of coverage provisions. In addition, the HMO maintains an insolvency protection agreement with an affiliate of the HMO.

7.1 Does the reporting entity set up its claim liability for provider services on a service date basis? Yes [X] No [ ]

7.2 If no, give details

8. Provide the following information regarding participating providers:

8.1 Number of providers at start of reporting year 15,115

8.2 Number of providers at end of reporting year 16,224

9.1 Does the reporting entity have business subject to premium rate guarantees? Yes [ ] No [X]

9.2 If yes, direct premium earned:

9.21 Business with rate guarantees between 15-36 months $ 0

9.22 Business with rate guarantees over 36 months $ 0

GENERAL INTERROGATORIES

10.1 Does the reporting entity have Incentive Pool, Withhold or Bonus Arrangements in its provider contracts? Yes [X] No [ ]

10.2 If yes:

10.21 Maximum amount payable bonuses $ 1,067,900
10.22 Amount actually paid for year bonuses $ 628,307
10.23 Maximum amount payable withholds $ 0
10.24 Amount actually paid for year withholds $ 0

11.1 Is the reporting entity organized as:

11.12 A Medical Group/Staff Model, Yes [ ] No [X]
11.13 An Individual Practice Association (IPA), or, Yes [ ] No [X]
11.14 A Mixed Model (combination of above)? Yes [ ] No [X]

11.2 Is the reporting entity subject to Statutory Minimum Capital and Surplus Requirements? Yes [X] No [ ]
11.3 If yes, show the name of the state requiring such minimum capital and surplus. Maine
11.4 If yes, show the amount required. $ 8,054,092
11.5 Is this amount included as part of a contingency reserve in stockholder's equity? Yes [ ] No [X]
11.6 If the amount is calculated, show the calculation
See Notes to Financial Statement - Note 21, Other Items, C., Other Disclosures.

12. List service areas in which reporting entity is licensed to operate:

1 Name of Service Area
The Company is licensed in all counties in the State of Maine

13.1 Do you act as a custodian for health savings accounts? Yes [ ] No [X]

13.2 If yes, please provide the amount of custodial funds held as of the reporting date. $ 0

13.3 Do you act as an administrator for health savings accounts? Yes [ ] No [X]

13.4 If yes, please provide the balance of funds administered as of the reporting date. $ 0

14.1 Are any of the captive affiliates reported on Schedule S, Part 3, authorized reinsurers? Yes [ ] No [ ] N/A [X]
14.2 If the answer to 14.1 is yes, please provide the following:

1 Company Name	2 NAIC Company Code	3 Domiciliary Jurisdiction	4 Reserve Credit	Assets Supporting Reserve Credit		
				5 Letters of Credit	6 Trust Agreements	7 Other

15. Provide the following for individual ordinary life insurance* policies (U.S. business only) for the current year (prior to reinsurance assumed or ceded):

15.1 Direct Premium Written $ 0
15.2 Total Incurred Claims $ 0
15.3 Number of Covered Lives 0

*Ordinary Life Insurance Includes
Term(whether full underwriting, limited underwriting, jet issue, "short form app")
Whole Life (whether full underwriting, limited underwriting, jet issue, "short form app")
Variable Life (with or without secondary gurarantee)
Universal Life (with or without secondary gurarantee)
Variable Universal Life (with or without secondary gurarantee)

16. Is the reporting entity licensed or chartered, registered, qualified, eligible or writing business in at least two states? Yes [ ] No [X]

16.1 If no, does the reporting entity assume reinsurance business that covers risks residing in at least one state other than the state of domicile of the reporting entity? Yes [ ] No [X]

FIVE-YEAR HISTORICAL DATA

	1 2020	2 2019	3 2018	4 2017	5 2016
Balance Sheet (Pages 2 and 3)					
1. Total admitted assets (Page 2, Line 28)	40,216,042	36,931,518	37,243,971	28,861,178	27,647,958
2. Total liabilities (Page 3, Line 24)	18,211,829	17,859,013	14,668,097	11,314,022	12,125,136
3. Statutory minimum capital and surplus requirement	8,054,092	6,574,170	4,946,462	5,758,968	5,947,942
4. Total capital and surplus (Page 3, Line 33)	22,004,213	19,072,505	22,575,874	17,547,156	15,522,822
Income Statement (Page 4)					
5. Total revenues (Line 8)	108,819,731	80,430,475	66,818,063	77,806,626	75,281,057
6. Total medical and hospital expenses (Line 18)	87,506,895	68,018,409	49,887,814	61,400,790	63,020,996
7. Claims adjustment expenses (Line 20)	2,237,197	1,996,012	1,318,543	1,308,288	1,237,316
8. Total administrative expenses (Line 21)	12,779,233	9,519,951	9,390,154	9,311,687	8,985,473
9. Net underwriting gain (loss) (Line 24)	6,103,335	896,103	6,221,552	5,785,861	2,698,233
10. Net investment gain (loss) (Line 27)	793,822	839,344	709,833	603,560	550,925
11. Total other income (Lines 28 plus 29)	0	0	0	0	0
12. Net income or (loss) (Line 32)	5,217,449	1,354,349	5,247,706	4,588,855	2,502,764
Cash Flow (Page 6)					
13. Net cash from operations (Line 11)	10,966,334	(314,167)	3,371,911	3,632,309	4,252,055
Risk-Based Capital Analysis					
14. Total adjusted capital	22,004,213	19,072,505	22,575,874	17,547,156	15,522,822
15. Authorized control level risk-based capital	4,027,046	3,287,085	2,473,231	2,879,484	2,973,971
Enrollment (Exhibit 1)					
16. Total members at end of period (Column 5, Line 7)	13,555	9,849	8,297	11,167	11,242
17. Total members months (Column 6, Line 7)	150,983	112,095	104,140	133,929	133,033
Operating Percentage (Page 4) (Item divided by Page 4, sum of Lines 2, 3 and 5) x 100.0					
18. Premiums earned plus risk revenue (Line 2 plus Lines 3 and 5)	100.0	100.0	100.0	100.0	100.0
19. Total hospital and medical plus other non-health (Lines 18 plus Line 19)	80.4	84.6	74.7	78.9	83.7
20. Cost containment expenses	1.5	1.7	1.3	1.4	1.4
21. Other claims adjustment expenses	0.6	0.7	0.6	0.2	0.3
22. Total underwriting deductions (Line 23)	94.4	98.9	90.7	92.6	96.4
23. Total underwriting gain (loss) (Line 24)	5.6	1.1	9.3	7.4	3.6
Unpaid Claims Analysis (U&I Exhibit, Part 2B)					
24. Total claims incurred for prior years (Line 13, Col. 5)	5,472,486	3,928,069	4,463,639	5,935,160	6,049,361
25. Estimated liability of unpaid claims-[prior year (Line 13, Col. 6)]	6,390,939	5,049,243	7,696,770	8,190,532	8,146,915
Investments In Parent, Subsidiaries and Affiliates					
26. Affiliated bonds (Sch. D Summary, Line 12, Col. 1)	0	0	0	0	0
27. Affiliated preferred stocks (Sch. D Summary, Line 18, Col. 1)	0	0	0	0	0
28. Affiliated common stocks (Sch. D Summary, Line 24, Col. 1)	0	0	0	0	0
29. Affiliated short-term investments (subtotal included in Schedule DA Verification, Col. 5, Line 10)	0	0	0	0	0
30. Affiliated mortgage loans on real estate	0	0	0	0	0
31. All other affiliated	0	0	0	0	0
32. Total of above Lines 26 to 31	0	0	0	0	0
33. Total investment in parent included in Lines 26 to 31 above.	0	0	0	0	0

NOTE: If a party to a merger, have the two most recent years of this exhibit been restated due to a merger in compliance with the disclosure requirements of SSAP No. 3, Accounting Changes and Correction of Errors? Yes [ ] No [ ]

If no, please explain:

SCHEDULE T PREMIUMS AND OTHER CONSIDERATIONS

Allocated by States and Territories

	1	Direct Business Only							
		2	3	4	5	6	7	8	9
States, etc.	Active Status (a)	Accident & Health Premiums	Medicare Title XVIII	Medicaid Title XIX	Federal Employees Health Benefits Plan Premiums	Life & Annuity Premiums & Other Considerations	Property/ Casualty Premiums	Total Columns 2 Through 7	Deposit-Type Contracts
1. Alabama AL	N	0	0	0	0	0	0	0	0
2. Alaska AK	N	0	0	0	0	0	0	0	0
3. Arizona AZ	N	0	0	0	0	0	0	0	0
4. Arkansas AR	N	0	0	0	0	0	0	0	0
5. California CA	N	0	0	0	0	0	0	0	0
6. Colorado CO	N	0	0	0	0	0	0	0	0
7. Connecticut CT	N	0	0	0	0	0	0	0	0
8. Delaware DE	N	0	0	0	0	0	0	0	0
9. District of Columbia DC	N	0	0	0	0	0	0	0	0
10. Florida FL	N	0	0	0	0	0	0	0	0
11. Georgia GA	N	0	0	0	0	0	0	0	0
12. Hawaii HI	N	0	0	0	0	0	0	0	0
13. Idaho ID	N	0	0	0	0	0	0	0	0
14. Illinois IL	N	0	0	0	0	0	0	0	0
15. Indiana IN	N	0	0	0	0	0	0	0	0
16. Iowa IA	N	0	0	0	0	0	0	0	0
17. Kansas KS	N	0	0	0	0	0	0	0	0
18. Kentucky KY	N	0	0	0	0	0	0	0	0
19. Louisiana LA	N	0	0	0	0	0	0	0	0
20. Maine ME	L	2,910,089	108,845,497	0	0	0	0	111,755,586	0
21. Maryland MD	N	0	0	0	0	0	0	0	0
22. Massachusetts MA	N	0	0	0	0	0	0	0	0
23. Michigan MI	N	0	0	0	0	0	0	0	0
24. Minnesota MN	N	0	0	0	0	0	0	0	0
25. Mississippi MS	N	0	0	0	0	0	0	0	0
26. Missouri MO	N	0	0	0	0	0	0	0	0
27. Montana MT	N	0	0	0	0	0	0	0	0
28. Nebraska NE	N	0	0	0	0	0	0	0	0
29. Nevada NV	N	0	0	0	0	0	0	0	0
30. New Hampshire NH	N	0	0	0	0	0	0	0	0
31. New Jersey NJ	N	0	0	0	0	0	0	0	0
32. New Mexico NM	N	0	0	0	0	0	0	0	0
33. New York NY	N	0	0	0	0	0	0	0	0
34. North Carolina NC	N	0	0	0	0	0	0	0	0
35. North Dakota ND	N	0	0	0	0	0	0	0	0
36. Ohio OH	N	0	0	0	0	0	0	0	0
37. Oklahoma OK	N	0	0	0	0	0	0	0	0
38. Oregon OR	N	0	0	0	0	0	0	0	0
39. Pennsylvania PA	N	0	0	0	0	0	0	0	0
40. Rhode Island RI	N	0	0	0	0	0	0	0	0
41. South Carolina SC	N	0	0	0	0	0	0	0	0
42. South Dakota SD	N	0	0	0	0	0	0	0	0
43. Tennessee TN	N	0	0	0	0	0	0	0	0
44. Texas TX	N	0	0	0	0	0	0	0	0
45. Utah UT	N	0	0	0	0	0	0	0	0
46. Vermont VT	N	0	0	0	0	0	0	0	0
47. Virginia VA	N	0	0	0	0	0	0	0	0
48. Washington WA	N	0	0	0	0	0	0	0	0
49. West Virginia WV	N	0	0	0	0	0	0	0	0
50. Wisconsin WI	N	0	0	0	0	0	0	0	0
51. Wyoming WY	N	0	0	0	0	0	0	0	0
52. American Samoa AS	N	0	0	0	0	0	0	0	0
53. Guam GU	N	0	0	0	0	0	0	0	0
54. Puerto Rico PR	N	0	0	0	0	0	0	0	0
55. U.S. Virgin Islands VI	N	0	0	0	0	0	0	0	0
56. Northern Mariana Islands MP	N	0	0	0	0	0	0	0	0
57. Canada CAN	N	0	0	0	0	0	0	0	0
58. Aggregate other alien OT	XXX	0	0	0	0	0	0	0	0
59. Subtotal	XXX	2,910,089	108,845,497	0	0	0	0	111,755,586	0
60. Reporting entity contributions for Employee Benefit Plans	XXX	0	0	0	0	0	0	0	0
61. Total (Direct Business)	XXX	2,910,089	108,845,497	0	0	0	0	111,755,586	0
DETAILS OF WRITE-INS									
58001.	XXX								
58002.	XXX								
58003.	XXX								
58998. Summary of remaining write-ins for Line 58 from overflow page	XXX	0	0	0	0	0	0	0	0
58999. Totals (Lines 58001 through 58003 plus 58998)(Line 58 above)	XXX	0	0	0	0	0	0	0	0

(a) Active Status Counts:

L - Licensed or Chartered - Licensed insurance carrier or domiciled RRG 1
R - Registered - Non-domiciled RRGs 0
E - Eligible - Reporting entities eligible or approved to write surplus lines in the state 0
Q - Qualified - Qualified or accredited reinsurer 0
N - None of the above - Not allowed to write business in the state 56

(b) Explanation of basis of allocation by states, premiums by state, etc.
Allocation by state is based on the employer group's state of domicile

SCHEDULE Y - INFORMATION CONCERNING ACTIVITIES OF INSURANCE MEMBERS OF A HOLDING COMPANY GROUP

PART 1 - ORGANIZATIONAL CHART

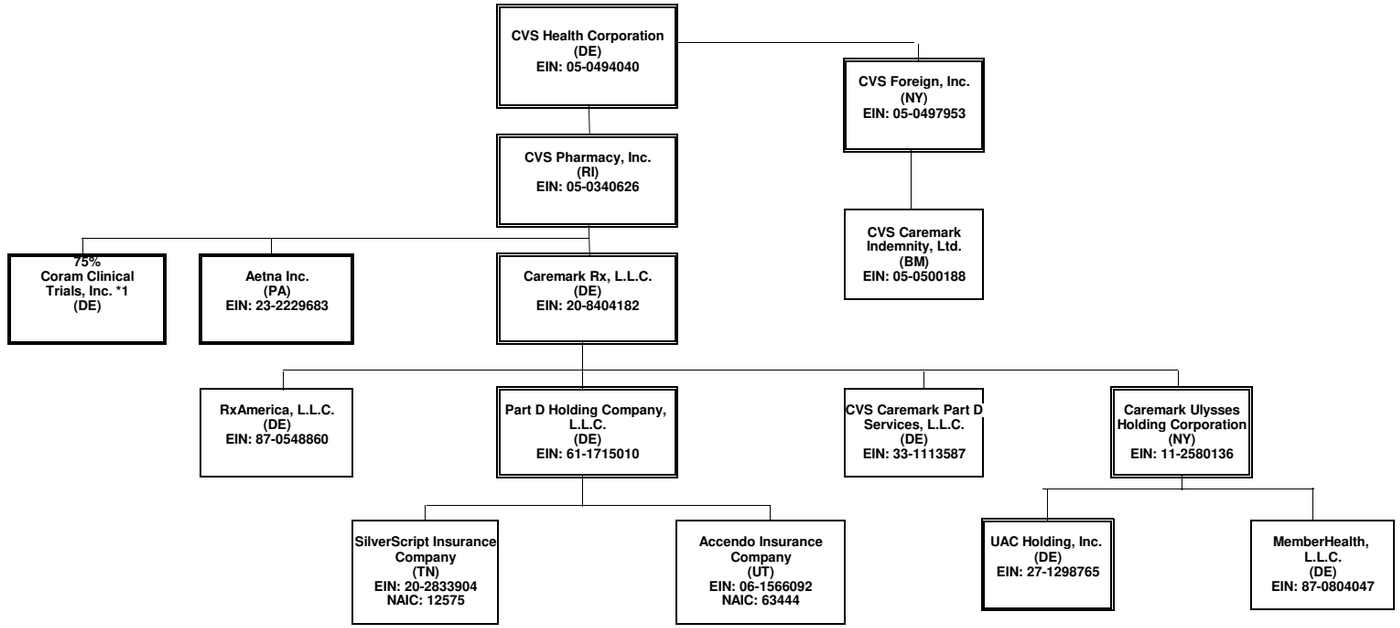

This organizational chart reflects the insurance entity reporting system and identifies the relationship between the ultimate parent and all member insurers.
The ultimate controlling company is a Fortune 7 company with numerous subsidiaries, the majority of which do not interact with the insurance entities.
(1) Insurers/HMO's
Percentages are rounded to the nearest whole percent and based on ownership of voting rights.
Double borders indicate entity has subsidiaries shown on the same page.
Bold borders indicate entity has subsidiaries shown on a separate page.

***1 Coram Clinical Trials, Inc. is also 25% owned by Aetna Life Insurance Company**

SCHEDULE Y - INFORMATION CONCERNING ACTIVITIES OF INSURANCE MEMBERS OF A HOLDING COMPANY GROUP

PART 1 - ORGANIZATIONAL CHART

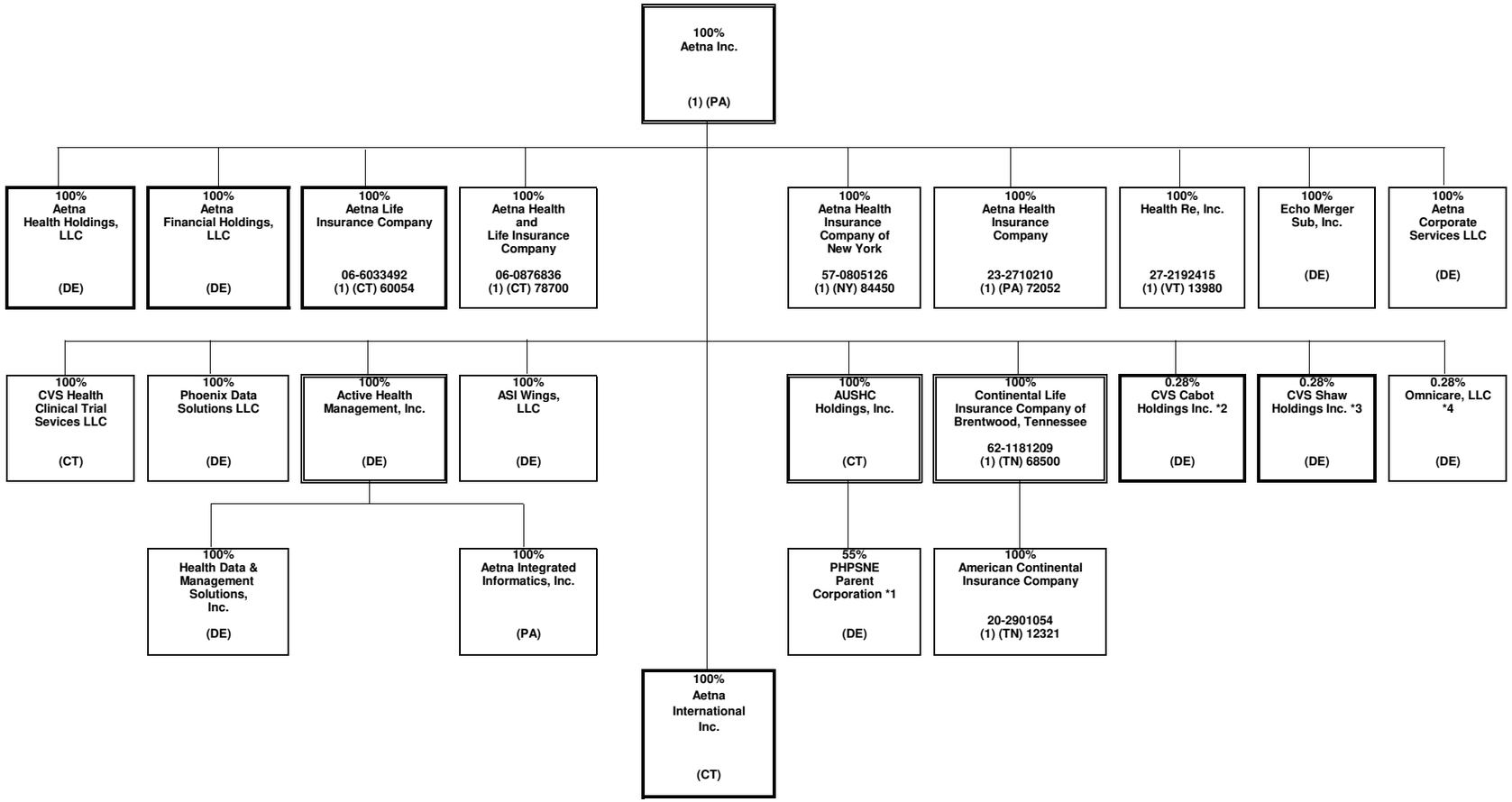

*1 PHPSNE Parent Corporation is also 45% owned by third parties.
*2 CVS Cabot Holdngs Inc. is also 99.72% owned by Coram Clinical Trials, Inc.
*3 CVS Shaw Hoidngs Inc. is also 99.72% owned by Coram Clinical Trials, Inc.
*4 Omnicare, LLC is also owned by CVS Cabot Holdings Inc and CVS Shaw Holdngs Inc., each with 49.86% ownership.

SCHEDULE Y - INFORMATION CONCERNING ACTIVITIES OF INSURANCE MEMBERS OF A HOLDING COMPANY GROUP

PART 1 - ORGANIZATIONAL CHART

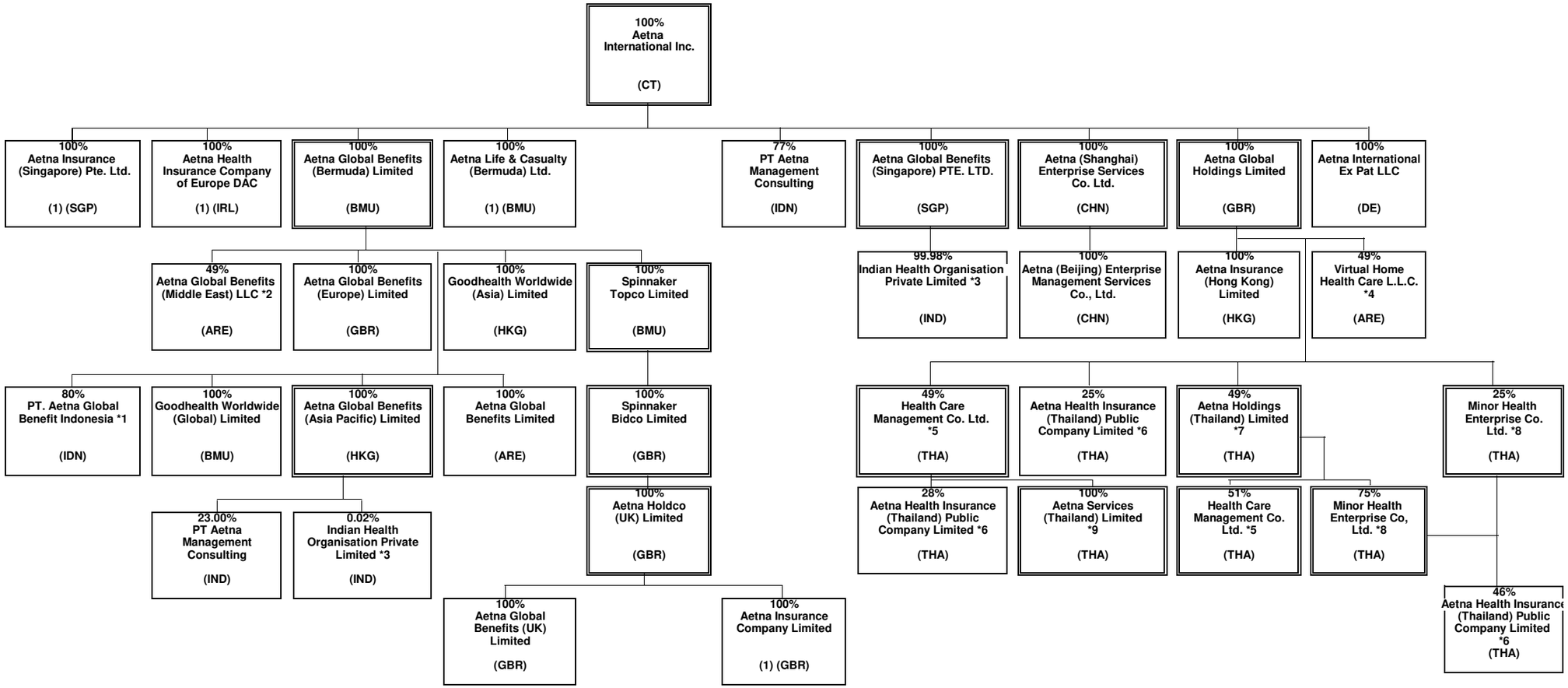

*1 PT. Aetna Global Benefits Indonesia is also 20% owned by Suhatsyah Rivai, Aetna's Nominee.
*2 Aetna Global Benefits (Middle East) LLC is also 51% is owned by Euro Gulf LLC, Aetna's Nominee.
*3 Indian Health Organisation Private Limited is 0.019857% owned by Aetna Global Benefits (Asia Pacific) and 99.980143% owned by Aetna Global Benefits (Singapore) PTE. LTD.
*4 Virtual Home Health Care L.L.C. is also 51% owned by CBD Commercial Brokers LLC, Aetna's Nominee
*5 Health Care Management Co. Ltd. Is also owned by Aetna Global Benefits (Bermuda) Limited (1 share).
*6 Aetna Health Insurance (Thailand) Public Company Limited is also owned by Aetna Global Benefits (Bermuda) Limited (1 share), Ms. Srisa-ard Sansanapongpherchar (1 Share), Mr. Jitphasong Itsaraphakde (1 Share); Mrs. Suphee Wattana (1 Share); and Mr. Buncha Tanphragorn (1 Share)
*7 Aetna Holdings (Thailand) Limited is also 51% owned by Mr. Paiboon Sutantivorakoon plus Aetna Benefits (Bermuda) Limited owns 1 share.
*8 Minor Health Enterprise Co, Ltd is is also (1 share) owned by Aetna Global Benefits (Bermuda) Limited
*9 Aetna Services (Thailand) Limited is also (1 share) owned by Aetna Global Benefits (Bermuda) Limited and (1 share) owned by Aetna Global Holdings Limited

SCHEDULE Y - INFORMATION CONCERNING ACTIVITIES OF INSURANCE MEMBERS OF A HOLDING COMPANY GROUP

PART 1 - ORGANIZATIONAL CHART

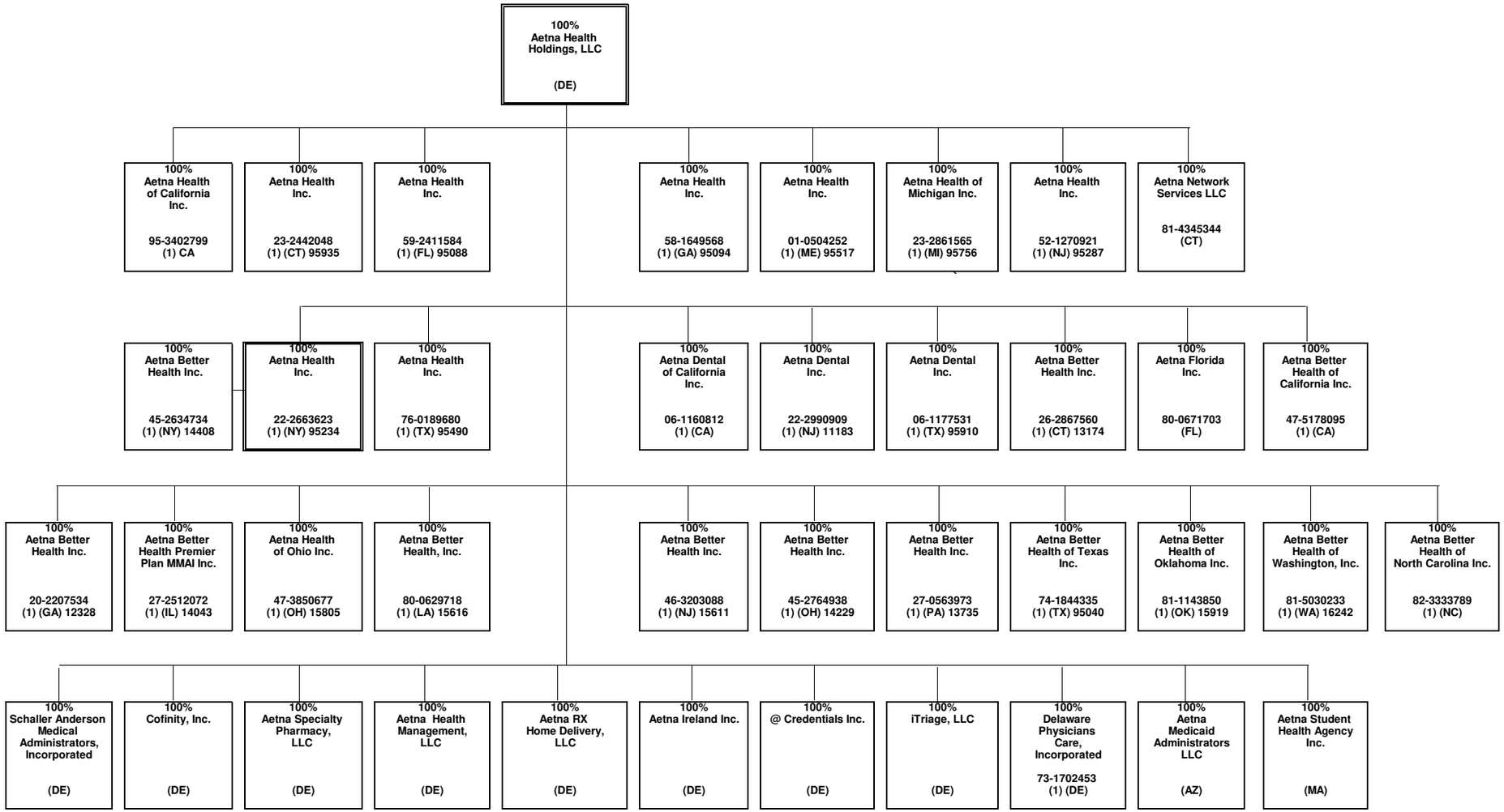

SCHEDULE Y - INFORMATION CONCERNING ACTIVITIES OF INSURANCE MEMBERS OF A HOLDING COMPANY GROUP

PART 1 - ORGANIZATIONAL CHART

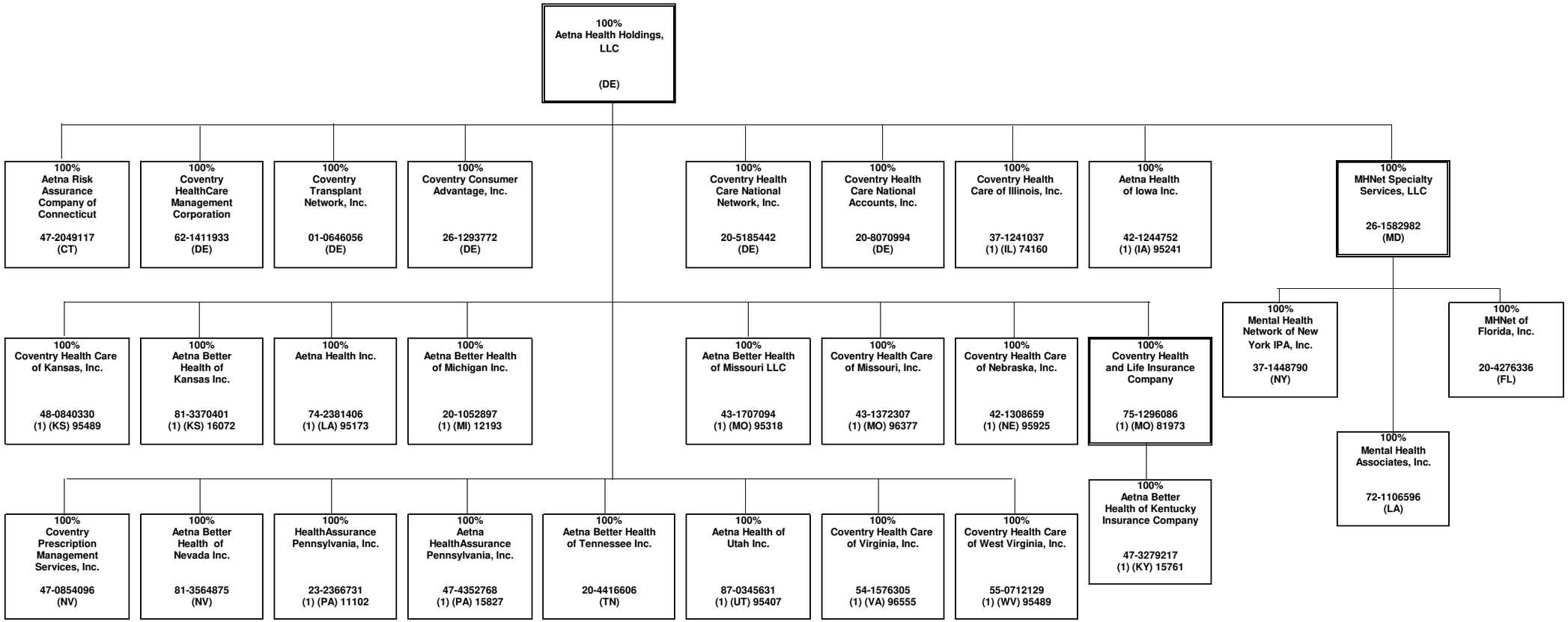

SCHEDULE Y - INFORMATION CONCERNING ACTIVITIES OF INSURANCE MEMBERS OF A HOLDING COMPANY GROUP

PART 1 - ORGANIZATIONAL CHART

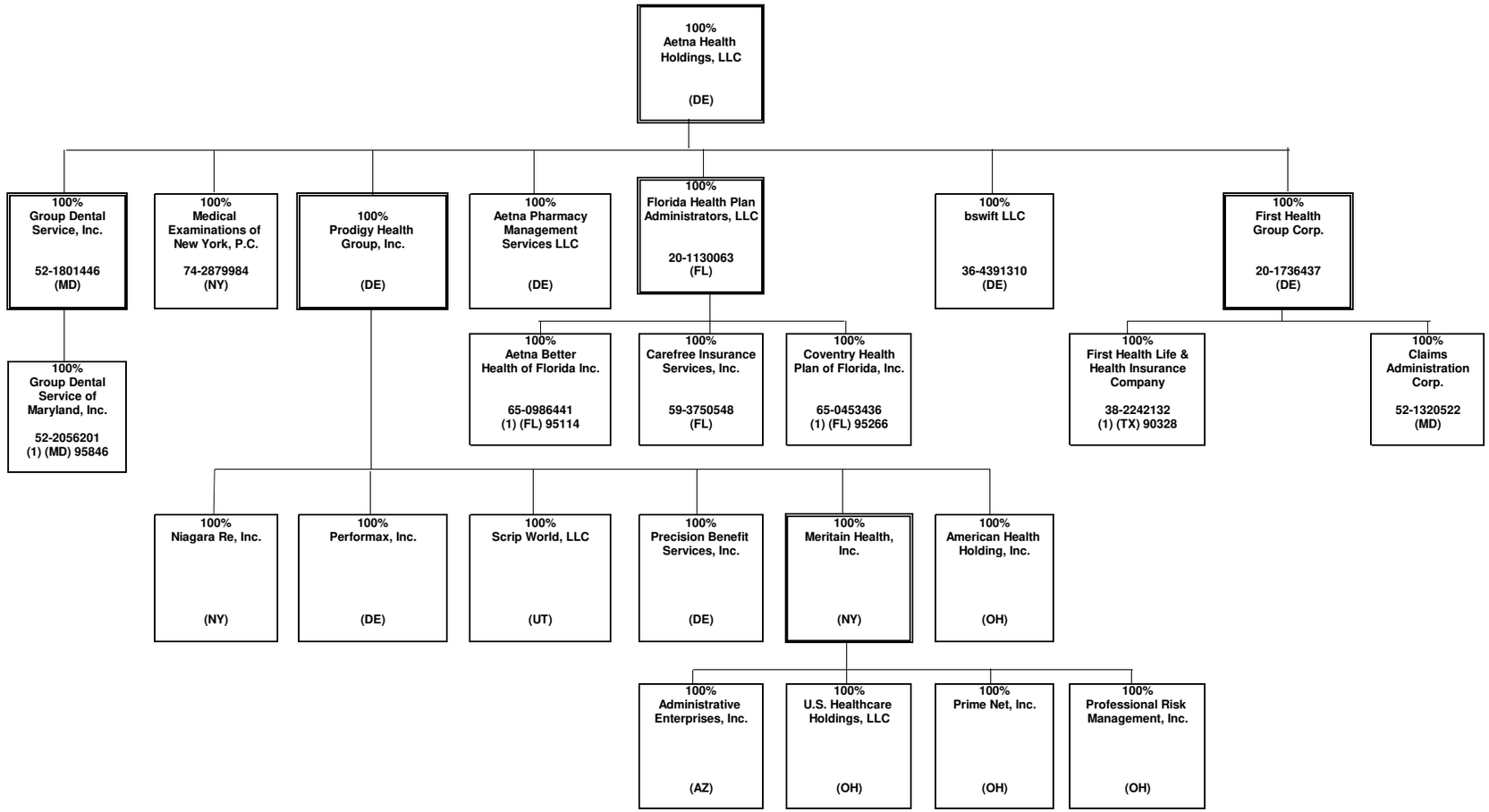

SCHEDULE Y - INFORMATION CONCERNING ACTIVITIES OF INSURANCE MEMBERS OF A HOLDING COMPANY GROUP

PART 1 - ORGANIZATIONAL CHART

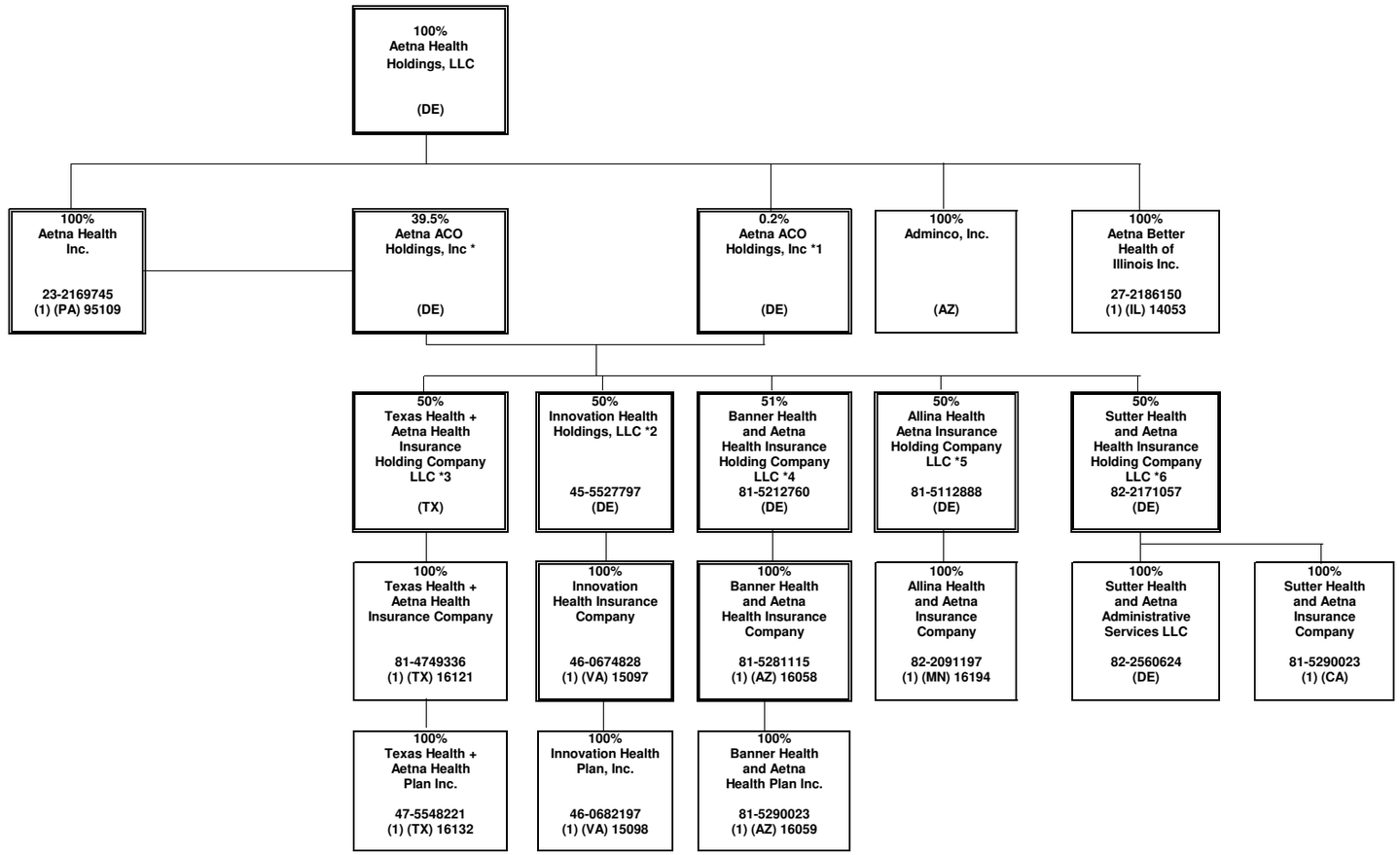

*1 Aetna ACO Holdings Inc. is owned by Aetna Life Insurance Company (302 shares); Aetna Health Inc. (PA) (198 shares); and Aetna Health Holdings, LLC (1 share).
*2 Innovation Health Holdings, LLC is also 50% owned by Inova Health System Foundation.
*3 Texas Health + Aetna Health Insurance Holding Company LLC is also 50% owned by Texas Health Resources.
*4 Banner Health and Aetna Health Insurance Holding Company LLC is also 49% owned by Banner Health.
*5 Allina Health and Aetna Insurance Holding Company LLC is also 50% owned by Allina Health.
*6 Sutter Health and Aetna Insurance Holding Company LLC is also 50% owned by Sutter Health Plan Products Organization, LLC.

SCHEDULE Y - INFORMATION CONCERNING ACTIVITIES OF INSURANCE MEMBERS OF A HOLDING COMPANY GROUP

PART 1 - ORGANIZATIONAL CHART

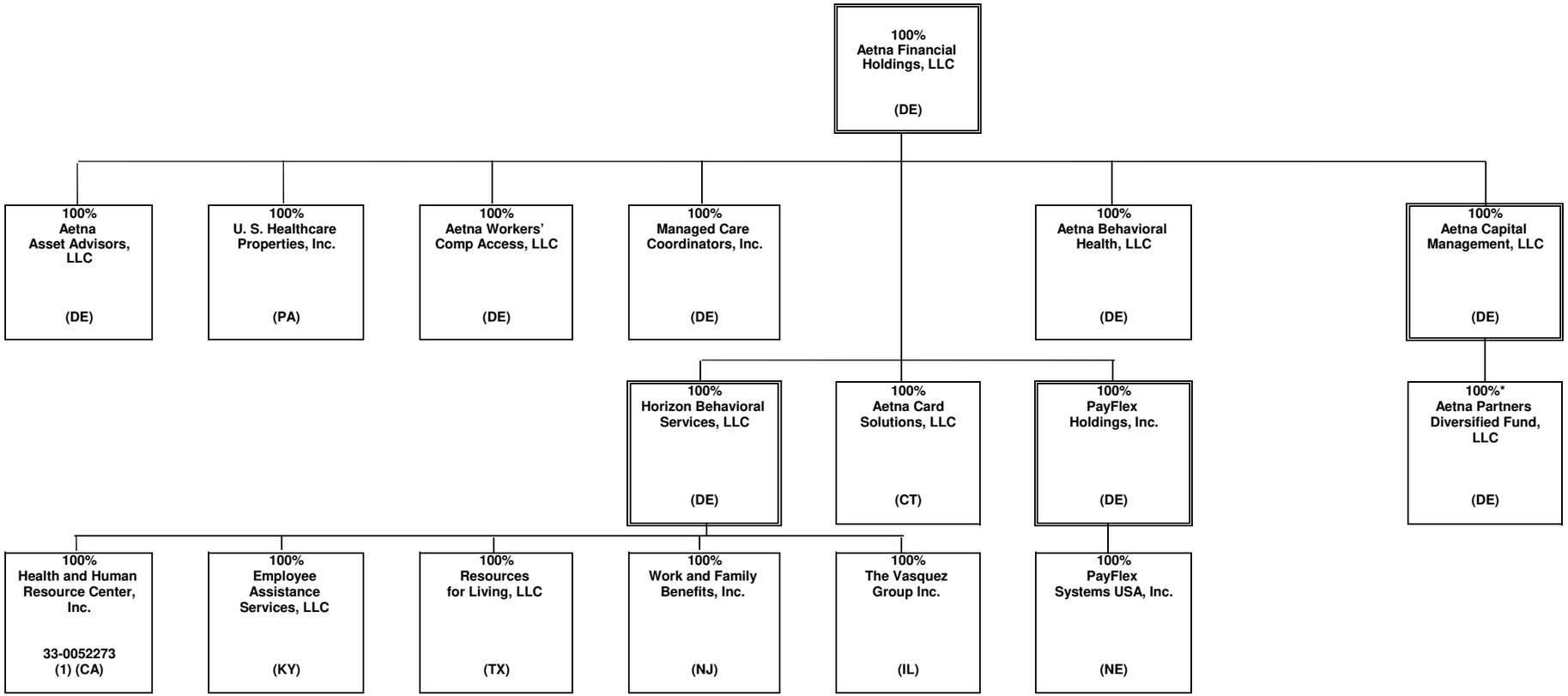

* Aetna Capital Management, LLC owns 100% of the voting rights of Aetna Partners Diversified Fund, LLC ("APDF"). APDF is a fund of hedge funds and certain subsidiaries of CVS Health Group invest in this fund, which does not confer any managing or controlling ownership interests in APDF.

SCHEDULE Y - INFORMATION CONCERNING ACTIVITIES OF INSURANCE MEMBERS OF A HOLDING COMPANY GROUP

PART 1 - ORGANIZATIONAL CHART

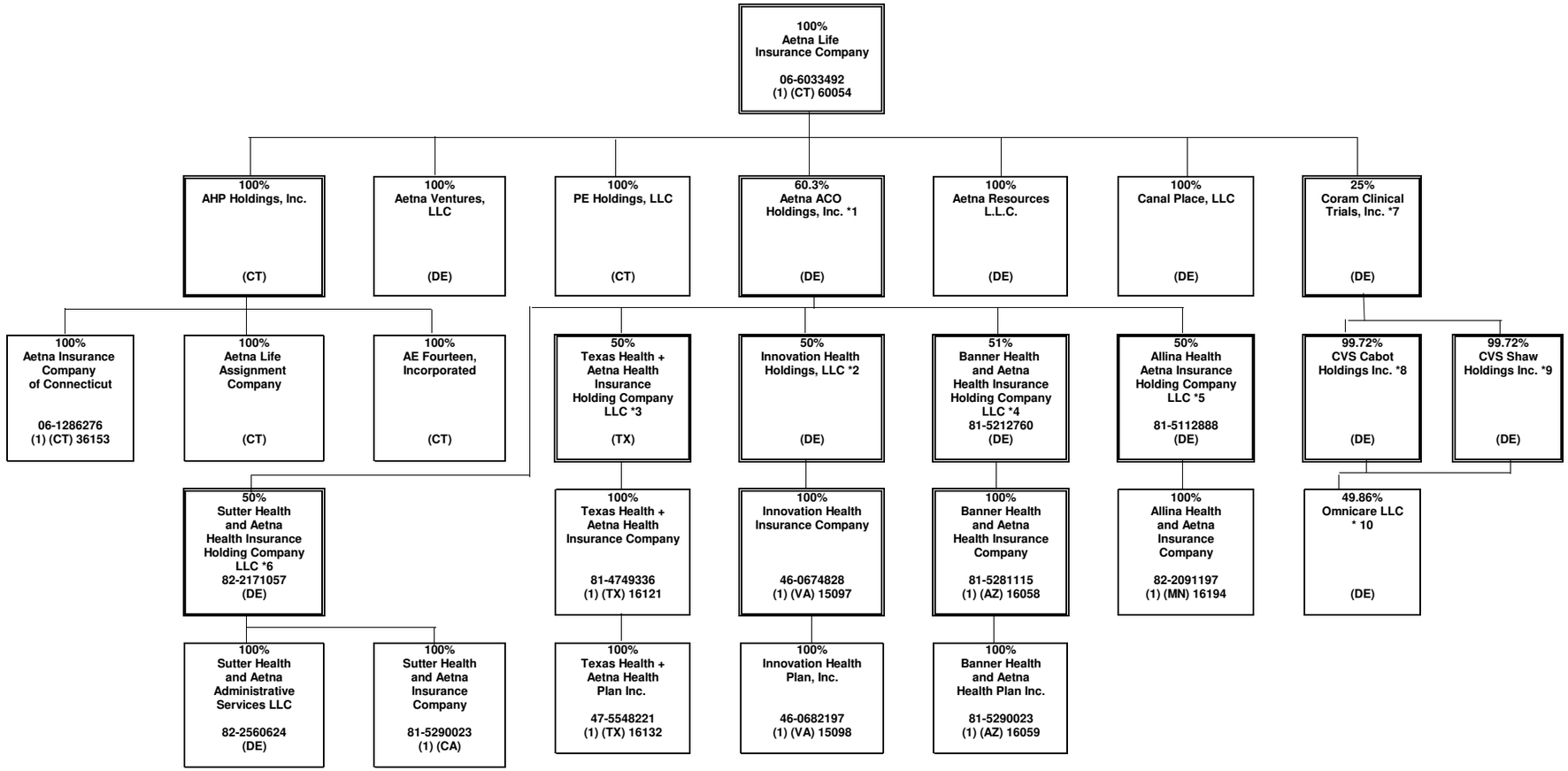

*1 Aetna ACO Holdings Inc. is owned by Aetna Life Insurance Company (302 shares); Aetna Health Inc. (PA) (198 shares); and Aetna Health Holdings, LLC (1 share).
*2 Innovation Health Holdings, LLC is also 50% owned by Inova Health System Foundation.
*3 Texas Health + Aetna Health Insurance Holding Company LLC is also 50% owned by Texas Health Resources.
*4 Banner Health and Aetna Health Insurance Holding Company LLC is also 49% owned by Banner Health.
*5 Allina Health and Aetna Insurance Holding Company LLC is also 50% owned by Allina Health.
*6 Sutter Health and Aetna Insurance Holding Company LLC is also 50% owned by Sutter Health Plan Products Organization, LLC.
*7 Coram Clinical Trials, Inc. is also 75% owned by CVS Pharmacy, Inc.
*8 CVS Cabot Holdings Inc. is also .28% owned by Aetna Inc.
*9 CVS Shaw Holdings Inc. is also .28% owned by Aetna Inc.
*10 Remaining .28% owned by Aetna Inc. CVS Cabot Holdings Inc. and CVS Shaw Holdings Inc. each owning 49.86%.

OVERFLOW PAGE FOR WRITE-INS