



HEALTH ANNUAL STATEMENT
FOR THE YEAR ENDED DECEMBER 31, 2022
OF THE CONDITION AND AFFAIRS OF THE
UnitedHealthcare of Wisconsin, Inc.

NAIC Group Code 0707 (Current) 0707 (Prior) NAIC Company Code 95710 Employer's ID Number 39-1555888
Organized under the Laws of Wisconsin State of Domicile or Port of Entry WI
Country of Domicile United States of America
Licensed as business type: Health Maintenance Organization
Is HMO Federally Qualified? Yes [] No [X]
Incorporated/Organized 05/08/1986 Commenced Business 06/06/1986
Statutory Home Office 125 S. 84th St., Suite 400 Milwaukee, WI, US 53214
Main Administrative Office 125 S. 84th St., Suite 400 Milwaukee, WI, US 53214
Mail Address 9800 Health Care Lane MN006-W500 Minnetonka, MN, US 55343
Primary Location of Books and Records 9800 Health Care Lane MN006-W500 Minnetonka, MN, US 55343
Internet Website Address www.uhc.com
Statutory Statement Contact Heather Lyn Meester heather_meester@uhc.com

OFFICERS

Chief Executive Officer and President Michelle Lynn Graham M.D. Treasurer Peter Marshall Gill
Secretary Jessica Leigh Zuba # Chief Financial Officer Peter Alexander Semmer

OTHER

Nyle Brent Cottingham, Vice President James Mark Gabriel, Vice President Dustin Larry Hinton, President, Commercial
Heather Anastasia Lang, Assistant Secretary Daniel Brian Ross M.D., Senior Medical Director

DIRECTORS OR TRUSTEES

Michelle Lynn Graham M.D. Dustin Larry Hinton Daniel Brian Ross M.D.
Peter Alexander Semmer Dennis James Mouras

State of Wisconsin County of Milwaukee State of California County of Sonoma State of Minnesota County of Hennepin

The officers of this reporting entity being duly sworn, each depose and say that they are the described officers of said reporting entity, and that on the reporting period stated above, all of the herein described assets were the absolute property of the said reporting entity, free and clear from any liens or claims thereon, except as herein stated, and that this statement, together with related exhibits, schedules and explanations therein contained, annexed or referred to, is a full and true statement of all the assets and liabilities and of the condition and affairs of the said reporting entity as of the reporting period stated above, and of its income and deductions therefrom for the period ended, and have been completed in accordance with the NAIC Annual Statement Instructions and Accounting Practices and Procedures manual except to the extent that: (1) state law may differ; or, (2) that state rules or regulations require differences in reporting not related to accounting practices and procedures, according to the best of their information, knowledge and belief, respectively. Furthermore, the scope of this attestation by the described officers also includes the related corresponding electronic filing with the NAIC, when required, that is an exact copy (except for formatting differences due to electronic filing) of the enclosed statement. The electronic filing may be requested by various regulators in lieu of or in addition to the enclosed statement.

Signature of Michelle Lynn Graham M.D.
Michelle Lynn Graham M.D.
President, Chief Executive Officer

Signature of Jessica Leigh Zuba
Jessica Leigh Zuba
Secretary

Signature of Peter Marshall Gill
Peter Marshall Gill
Treasurer

Subscribed and sworn to before me this 24th day of February, 2023
Marc S. Cohen
My Commission Expires May 03, 2025


Subscribed and sworn to before me this ___ day of ___

Subscribed and sworn to before me this 24th day of January, 2023
Tyann Nicolai

Notary Public
State of Wisconsin
Marc S. Cohen

See Attached Certificate
02/01/2023 / DM Int.

- a. Is this an original filing?..... Yes [X] No []
b. If no,
1. State the amendment number.....
2. Date filed.....
3. Number of pages attached.....




JURAT

A notary public or other officer completing this certificate verifies only the identity of the individual who signed the document to which this certificate is attached, and not the truthfulness, accuracy, or validity of that document.

State of California
County of Sonoma

Subscribed and sworn to (or affirmed) before me on this 1st day
of February 2023, by Jessica Leigh Zuba

proved to me on the basis of satisfactory evidence to be the person(s)
who appeared before me.



(Seal)

Signature David R. Collins

Print: David R. Collins
Commission # 2279507, Expires: March 30, 2023

ASSETS

	Current Year			Prior Year
	1 Assets	2 Nonadmitted Assets	3 Net Admitted Assets (Cols. 1 - 2)	4 Net Admitted Assets
1. Bonds (Schedule D)	1,998,121,014	0	1,998,121,014	1,826,337,231
2. Stocks (Schedule D):				
2.1 Preferred stocks	0	0	0	0
2.2 Common stocks	0	0	0	0
3. Mortgage loans on real estate (Schedule B):				
3.1 First liens	0	0	0	0
3.2 Other than first liens	0	0	0	0
4. Real estate (Schedule A):				
4.1 Properties occupied by the company (less \$0 encumbrances)	0	0	0	0
4.2 Properties held for the production of income (less \$0 encumbrances)	0	0	0	0
4.3 Properties held for sale (less \$0 encumbrances)	0	0	0	0
5. Cash (\$1,979,635, Schedule E - Part 1), cash equivalents (\$582,071,248, Schedule E - Part 2) and short-term investments (\$115,164,558, Schedule DA)	699,215,441	0	699,215,441	245,738,223
6. Contract loans, (including \$0 premium notes)	0	0	0	0
7. Derivatives (Schedule DB)	0	0	0	0
8. Other invested assets (Schedule BA)	0	0	0	0
9. Receivables for securities	0	0	0	2,400,000
10. Securities lending reinvested collateral assets (Schedule DL)	0	0	0	0
11. Aggregate write-ins for invested assets	0	0	0	0
12. Subtotals, cash and invested assets (Lines 1 to 11)	2,697,336,455	0	2,697,336,455	2,074,475,454
13. Title plants less \$0 charged off (for Title insurers only)	0	0	0	0
14. Investment income due and accrued	18,309,317	0	18,309,317	11,669,365
15. Premiums and considerations:				
15.1 Uncollected premiums and agents' balances in the course of collection	15,079,657	2,862,729	12,216,928	4,306,205
15.2 Deferred premiums, agents' balances and installments booked but deferred and not yet due (including \$0 earned but unbilled premiums)	0	0	0	0
15.3 Accrued retrospective premiums (\$0) and contracts subject to redetermination (\$591,372,818)	591,372,818	0	591,372,818	429,884,462
16. Reinsurance:				
16.1 Amounts recoverable from reinsurers	0	0	0	0
16.2 Funds held by or deposited with reinsured companies	0	0	0	0
16.3 Other amounts receivable under reinsurance contracts	0	0	0	0
17. Amounts receivable relating to uninsured plans	81,290,429	142,822	81,147,607	94,950,761
18.1 Current federal and foreign income tax recoverable and interest thereon	38,000,793	0	38,000,793	19,392,261
18.2 Net deferred tax asset	21,908,326	0	21,908,326	16,073,722
19. Guaranty funds receivable or on deposit	0	0	0	0
20. Electronic data processing equipment and software	0	0	0	0
21. Furniture and equipment, including health care delivery assets (\$0)	0	0	0	0
22. Net adjustment in assets and liabilities due to foreign exchange rates	0	0	0	0
23. Receivables from parent, subsidiaries and affiliates	60,017,174	60,017,174	0	0
24. Health care (\$3,053,822) and other amounts receivable	27,075,007	24,021,185	3,053,822	6,656,540
25. Aggregate write-ins for other than invested assets	602,902	5,088	597,814	519,912
26. Total assets excluding Separate Accounts, Segregated Accounts and Protected Cell Accounts (Lines 12 to 25)	3,550,992,878	87,048,998	3,463,943,880	2,657,928,682
27. From Separate Accounts, Segregated Accounts and Protected Cell Accounts	0	0	0	0
28. Total (Lines 26 and 27)	3,550,992,878	87,048,998	3,463,943,880	2,657,928,682
DETAILS OF WRITE-INS				
1101.				
1102.				
1103.				
1198. Summary of remaining write-ins for Line 11 from overflow page	0	0	0	0
1199. Totals (Lines 1101 thru 1103 plus 1198)(Line 11 above)	0	0	0	0
2501. Premium Tax Recoverable	587,814	0	587,814	0
2502. Deposit	10,000	0	10,000	10,000
2503. Prepaid Commissions	5,070	5,070	0	0
2598. Summary of remaining write-ins for Line 25 from overflow page	18	18	0	509,912
2599. Totals (Lines 2501 thru 2503 plus 2598)(Line 25 above)	602,902	5,088	597,814	519,912

LIABILITIES, CAPITAL AND SURPLUS

	Current Year			Prior Year
	1	2	3	4
	Covered	Uncovered	Total	Total
1. Claims unpaid (less \$0 reinsurance ceded)	1,096,605,506	79,396	1,096,684,902	825,832,763
2. Accrued medical incentive pool and bonus amounts	155,427,636	0	155,427,636	120,831,413
3. Unpaid claims adjustment expenses.....	9,032,560	0	9,032,560	6,642,966
4. Aggregate health policy reserves, including the liability of \$103,591,611 for medical loss ratio rebate per the Public Health Service Act	147,719,952	0	147,719,952	269,365,984
5. Aggregate life policy reserves.....	0	0	0	0
6. Property/casualty unearned premium reserves.....	0	0	0	0
7. Aggregate health claim reserves.....	1,697,565	0	1,697,565	1,560,510
8. Premiums received in advance.....	12,469,852	0	12,469,852	10,961,212
9. General expenses due or accrued.....	62,199,931	0	62,199,931	41,145,351
10.1 Current federal and foreign income tax payable and interest thereon (including \$0 on realized capital gains (losses))	0	0	0	0
10.2 Net deferred tax liability.....	0	0	0	0
11. Ceded reinsurance premiums payable.....	1,536,800	0	1,536,800	2,531,594
12. Amounts withheld or retained for the account of others.....	1,324,841	0	1,324,841	1,346,184
13. Remittances and items not allocated.....	255,640	0	255,640	680,987
14. Borrowed money (including \$0 current) and interest thereon \$0 (including \$0 current).....	0	0	0	0
15. Amounts due to parent, subsidiaries and affiliates.....	102,261,937	0	102,261,937	101,992,599
16. Derivatives.....	0	0	0	0
17. Payable for securities.....	3,627,732	0	3,627,732	0
18. Payable for securities lending	0	0	0	0
19. Funds held under reinsurance treaties (with \$0 authorized reinsurers, \$0 unauthorized reinsurers and \$0 certified reinsurers).....	0	0	0	0
20. Reinsurance in unauthorized and certified (\$0) companies	0	0	0	0
21. Net adjustments in assets and liabilities due to foreign exchange rates	0	0	0	0
22. Liability for amounts held under uninsured plans.....	299,618,472	0	299,618,472	59,781,311
23. Aggregate write-ins for other liabilities (including \$211,936 current).....	211,936	0	211,936	6,347
24. Total liabilities (Lines 1 to 23).....	1,893,990,360	79,396	1,894,069,756	1,442,679,221
25. Aggregate write-ins for special surplus funds.....	XXX	XXX	0	0
26. Common capital stock.....	XXX	XXX	1,000,000	1,000,000
27. Preferred capital stock.....	XXX	XXX	0	0
28. Gross paid in and contributed surplus.....	XXX	XXX	100,289,807	100,289,807
29. Surplus notes.....	XXX	XXX	0	0
30. Aggregate write-ins for other than special surplus funds.....	XXX	XXX	0	0
31. Unassigned funds (surplus).....	XXX	XXX	1,468,584,317	1,113,959,654
32. Less treasury stock, at cost:				
32.10 shares common (value included in Line 26 \$0).....	XXX	XXX	0	0
32.20 shares preferred (value included in Line 27 \$0).....	XXX	XXX	0	0
33. Total capital and surplus (Lines 25 to 31 minus Line 32).....	XXX	XXX	1,569,874,124	1,215,249,461
34. Total liabilities, capital and surplus (Lines 24 and 33)	XXX	XXX	3,463,943,880	2,657,928,682
DETAILS OF WRITE-INS				
2301. Deposits Payable	206,523	0	206,523	0
2302. Unclaimed Property	5,413	0	5,413	6,347
2303.				
2398. Summary of remaining write-ins for Line 23 from overflow page	0	0	0	0
2399. Totals (Lines 2301 thru 2303 plus 2398)(Line 23 above)	211,936	0	211,936	6,347
2501.	XXX	XXX		
2502.	XXX	XXX		
2503.	XXX	XXX		
2598. Summary of remaining write-ins for Line 25 from overflow page	XXX	XXX	0	0
2599. Totals (Lines 2501 thru 2503 plus 2598)(Line 25 above)	XXX	XXX	0	0
3001.	XXX	XXX		
3002.	XXX	XXX		
3003.	XXX	XXX		
3098. Summary of remaining write-ins for Line 30 from overflow page	XXX	XXX	0	0
3099. Totals (Lines 3001 thru 3003 plus 3098)(Line 30 above)	XXX	XXX	0	0

STATEMENT OF REVENUE AND EXPENSES

	Current Year		Prior Year
	1 Uncovered	2 Total	3 Total
1. Member Months.....	XXX	11,034,231	9,408,328
2. Net premium income (including \$0 non-health premium income)	XXX	12,676,935,246	9,510,259,041
3. Change in unearned premium reserves and reserve for rate credits	XXX	111,452,366	20,925,938
4. Fee-for-service (net of \$0 medical expenses)	XXX	0	0
5. Risk revenue	XXX	0	0
6. Aggregate write-ins for other health care related revenues	XXX	0	0
7. Aggregate write-ins for other non-health revenues	XXX	0	0
8. Total revenues (Lines 2 to 7)	XXX	12,788,387,612	9,531,184,979
Hospital and Medical:			
9. Hospital/medical benefits	527,213	9,219,803,528	6,913,716,155
10. Other professional services	173	218,063,101	144,994,667
11. Outside referrals	0	0	0
12. Emergency room and out-of-area	0	0	0
13. Prescription drugs	99,565	654,317,384	488,453,662
14. Aggregate write-ins for other hospital and medical.....	0	0	0
15. Incentive pool, withhold adjustments and bonus amounts	0	212,982,753	143,391,284
16. Subtotal (Lines 9 to 15)	626,951	10,305,166,766	7,690,555,768
Less:			
17. Net reinsurance recoveries	0	(1,283,895)	1,783,615
18. Total hospital and medical (Lines 16 minus 17)	626,951	10,306,450,661	7,688,772,153
19. Non-health claims (net)	0	0	0
20. Claims adjustment expenses, including \$318,841,065 cost containment expenses	0	429,601,260	315,017,062
21. General administrative expenses	0	999,108,532	741,580,239
22. Increase in reserves for life and accident and health contracts (including \$0 increase in reserves for life only)	0	0	0
23. Total underwriting deductions (Lines 18 through 22).....	626,951	11,735,160,453	8,745,369,454
24. Net underwriting gain or (loss) (Lines 8 minus 23)	XXX	1,053,227,159	785,815,525
25. Net investment income earned (Exhibit of Net Investment Income, Line 17)	0	68,706,678	36,786,980
26. Net realized capital gains (losses) less capital gains tax of \$(409,521)	0	(1,540,704)	3,338,995
27. Net investment gains (losses) (Lines 25 plus 26)	0	67,165,974	40,125,975
28. Net gain or (loss) from agents' or premium balances charged off [(amount recovered \$768,218) (amount charged off \$(3,033,587))]	0	(2,265,369)	(1,869,204)
29. Aggregate write-ins for other income or expenses	0	126	0
30. Net income or (loss) after capital gains tax and before all other federal income taxes (Lines 24 plus 27 plus 28 plus 29)	XXX	1,118,127,890	824,072,296
31. Federal and foreign income taxes incurred	XXX	234,942,728	170,970,157
32. Net income (loss) (Lines 30 minus 31)	XXX	883,185,162	653,102,139
DETAILS OF WRITE-INS			
0601.	XXX		
0602.	XXX		
0603.	XXX		
0698. Summary of remaining write-ins for Line 6 from overflow page	XXX	0	0
0699. Totals (Lines 0601 thru 0603 plus 0698)(Line 6 above)	XXX	0	0
0701.	XXX		
0702.	XXX		
0703.	XXX		
0798. Summary of remaining write-ins for Line 7 from overflow page	XXX	0	0
0799. Totals (Lines 0701 thru 0703 plus 0798)(Line 7 above)	XXX	0	0
1401.			
1402.			
1403.			
1498. Summary of remaining write-ins for Line 14 from overflow page	0	0	0
1499. Totals (Lines 1401 thru 1403 plus 1498)(Line 14 above)	0	0	0
2901. Miscellaneous Proceeds	0	126	0
2902.			
2903.			
2998. Summary of remaining write-ins for Line 29 from overflow page	0	0	0
2999. Totals (Lines 2901 thru 2903 plus 2998)(Line 29 above)	0	126	0

STATEMENT OF REVENUE AND EXPENSES (Continued)

	1 Current Year	2 Prior Year
CAPITAL AND SURPLUS ACCOUNT		
33. Capital and surplus prior reporting year.....	1,215,249,461	1,107,156,858
34. Net income or (loss) from Line 32	883,185,162	653,102,139
35. Change in valuation basis of aggregate policy and claim reserves	0	0
36. Change in net unrealized capital gains (losses) less capital gains tax of \$ (2,350,874)	(8,843,765)	(439,944)
37. Change in net unrealized foreign exchange capital gain or (loss)	0	0
38. Change in net deferred income tax	3,483,730	(1,977,857)
39. Change in nonadmitted assets	(23,200,464)	7,408,265
40. Change in unauthorized and certified reinsurance	0	0
41. Change in treasury stock	0	0
42. Change in surplus notes	0	0
43. Cumulative effect of changes in accounting principles.....	0	0
44. Capital Changes:		
44.1 Paid in	0	0
44.2 Transferred from surplus (Stock Dividend).....	0	0
44.3 Transferred to surplus.....	0	0
45. Surplus adjustments:		
45.1 Paid in	0	0
45.2 Transferred to capital (Stock Dividend)	0	0
45.3 Transferred from capital	0	0
46. Dividends to stockholders	(500,000,000)	(550,000,000)
47. Aggregate write-ins for gains or (losses) in surplus	0	0
48. Net change in capital and surplus (Lines 34 to 47)	354,624,663	108,092,603
49. Capital and surplus end of reporting period (Line 33 plus 48)	1,569,874,124	1,215,249,461
DETAILS OF WRITE-INS		
4701.	0	0
4702.		
4703.		
4798. Summary of remaining write-ins for Line 47 from overflow page	0	0
4799. Totals (Lines 4701 thru 4703 plus 4798)(Line 47 above)	0	0

CASH FLOW

	1	2
	Current Year	Prior Year
Cash from Operations		
1. Premiums collected net of reinsurance	12,496,693,071	9,440,675,230
2. Net investment income	73,080,820	51,125,816
3. Miscellaneous income	0	0
4. Total (Lines 1 through 3)	12,569,773,891	9,491,801,046
5. Benefit and loss related payments	10,008,510,876	7,743,481,790
6. Net transfers to Separate Accounts, Segregated Accounts and Protected Cell Accounts	0	0
7. Commissions, expenses paid and aggregate write-ins for deductions	1,153,896,326	1,026,561,655
8. Dividends paid to policyholders	0	0
9. Federal and foreign income taxes paid (recovered) net of \$0 tax on capital gains (losses)	253,141,739	152,315,119
10. Total (Lines 5 through 9)	11,415,548,941	8,922,358,564
11. Net cash from operations (Line 4 minus Line 10)	1,154,224,950	569,442,482
Cash from Investments		
12. Proceeds from investments sold, matured or repaid:		
12.1 Bonds	271,966,103	536,156,805
12.2 Stocks	0	0
12.3 Mortgage loans	0	0
12.4 Real estate	0	0
12.5 Other invested assets	0	0
12.6 Net gains or (losses) on cash, cash equivalents and short-term investments	(287,862)	(14,409)
12.7 Miscellaneous proceeds	6,027,732	0
12.8 Total investment proceeds (Lines 12.1 to 12.7)	277,705,973	536,142,396
13. Cost of investments acquired (long-term only):		
13.1 Bonds	467,681,624	710,508,805
13.2 Stocks	0	0
13.3 Mortgage loans	0	0
13.4 Real estate	0	0
13.5 Other invested assets	0	0
13.6 Miscellaneous applications	0	3,472,000
13.7 Total investments acquired (Lines 13.1 to 13.6)	467,681,624	713,980,805
14. Net increase (decrease) in contract loans and premium notes	0	0
15. Net cash from investments (Line 12.8 minus Line 13.7 minus Line 14)	(189,975,651)	(177,838,409)
Cash from Financing and Miscellaneous Sources		
16. Cash provided (applied):		
16.1 Surplus notes, capital notes	0	0
16.2 Capital and paid in surplus, less treasury stock	0	0
16.3 Borrowed funds	0	0
16.4 Net deposits on deposit-type contracts and other insurance liabilities	0	0
16.5 Dividends to stockholders	500,000,000	550,000,000
16.6 Other cash provided (applied)	(10,772,081)	76,872,455
17. Net cash from financing and miscellaneous sources (Lines 16.1 to 16.4 minus Line 16.5 plus Line 16.6)	(510,772,081)	(473,127,545)
RECONCILIATION OF CASH, CASH EQUIVALENTS AND SHORT-TERM INVESTMENTS		
18. Net change in cash, cash equivalents and short-term investments (Line 11, plus Lines 15 and 17)	453,477,218	(81,523,472)
19. Cash, cash equivalents and short-term investments:		
19.1 Beginning of year	245,738,223	327,261,695
19.2 End of year (Line 18 plus Line 19.1)	699,215,441	245,738,223

Note: Supplemental disclosures of cash flow information for non-cash transactions:

--	--	--

ANNUAL STATEMENT FOR THE YEAR 2022 OF THE UnitedHealthcare of Wisconsin, Inc.

ANALYSIS OF OPERATIONS BY LINES OF BUSINESS

	1	2	3	4	5	6	7	8	9	10
	Total	Comprehensive (Hospital & Medical)	Medicare Supplement	Dental Only	Vision Only	Federal Employees Health Benefits Plan	Title XVIII Medicare	Title XIX Medicaid	Other Health	Other Non-Health
1. Net premium income	12,676,935,246	310,455,352	0	0	0	0	12,362,571,743	3,908,151	0	0
2. Change in unearned premium reserves and reserve for rate credit	111,452,366	502,783	0	0	0	0	114,612,594	(3,663,012)	0	0
3. Fee-for-service (net of \$ medical expenses)	0	0	0	0	0	0	0	0	0	XXX
4. Risk revenue	0	0	0	0	0	0	0	0	0	XXX
5. Aggregate write-ins for other health care related revenues	0	0	0	0	0	0	0	0	0	XXX
6. Aggregate write-ins for other non-health care related revenues	0	XXX	XXX	XXX	XXX	XXX	XXX	XXX	XXX	0
7. Total revenues (Lines 1 to 6)	12,788,387,612	310,958,135	0	0	0	0	12,477,184,338	245,139	0	0
8. Hospital/medical benefits	9,219,803,528	210,684,389	0	0	0	0	9,010,839,061	(1,719,922)	0	XXX
9. Other professional services	218,063,101	69,094	0	0	0	0	217,992,557	1,450	0	XXX
10. Outside referrals	0	0	0	0	0	0	0	0	0	XXX
11. Emergency room and out-of-area	0	0	0	0	0	0	0	0	0	XXX
12. Prescription drugs	654,317,384	39,788,135	0	0	0	0	614,530,995	(1,746)	0	XXX
13. Aggregate write-ins for other hospital and medical	0	0	0	0	0	0	0	0	0	XXX
14. Incentive pool, withhold adjustments and bonus amounts	212,982,753	874,084	0	0	0	0	212,171,054	(62,385)	0	XXX
15. Subtotal (Lines 8 to 14)	10,305,166,766	251,415,702	0	0	0	0	10,055,533,667	(1,782,603)	0	XXX
16. Net reinsurance recoveries	(1,283,895)	(1,283,895)	0	0	0	0	0	0	0	XXX
17. Total medical and hospital (Lines 15 minus 16)	10,306,450,661	252,699,597	0	0	0	0	10,055,533,667	(1,782,603)	0	XXX
18. Non-health claims (net)	0	XXX	XXX	XXX	XXX	XXX	XXX	XXX	XXX	0
19. Claims adjustment expenses including \$ 318,841,066 cost containment expenses	429,601,260	9,295,308	0	0	0	0	420,449,989	(144,037)	0	0
20. General administrative expenses	999,108,532	17,454,465	0	0	0	0	981,499,245	154,822	0	0
21. Increase in reserves for accident and health contracts	0	0	0	0	0	0	0	0	0	XXX
22. Increase in reserves for life contracts	0	XXX	XXX	XXX	XXX	XXX	XXX	XXX	XXX	0
23. Total underwriting deductions (Lines 17 to 22)	11,735,160,453	279,449,370	0	0	0	0	11,457,482,901	(1,771,818)	0	0
24. Total underwriting gain or (loss) (Line 7 minus Line 23)	1,053,227,158	31,508,765	0	0	0	0	1,019,701,437	2,016,956	0	0
DETAILS OF WRITE-INS										
0501.										XXX
0502.										XXX
0503.										XXX
0598. Summary of remaining write-ins for Line 5 from overflow page	0	0	0	0	0	0	0	0	0	XXX
0599. Totals (Lines 0501 thru 0503 plus 0598) (Line 5 above)	0	0	0	0	0	0	0	0	0	XXX
0601.		XXX	XXX	XXX	XXX	XXX	XXX	XXX	XXX	0
0602.		XXX	XXX	XXX	XXX	XXX	XXX	XXX	XXX	0
0603.		XXX	XXX	XXX	XXX	XXX	XXX	XXX	XXX	0
0698. Summary of remaining write-ins for Line 6 from overflow page	0	XXX	XXX	XXX	XXX	XXX	XXX	XXX	XXX	0
0699. Totals (Lines 0601 thru 0603 plus 0698) (Line 6 above)	0	XXX	XXX	XXX	XXX	XXX	XXX	XXX	XXX	0
1301.										XXX
1302.										XXX
1303.										XXX
1398. Summary of remaining write-ins for Line 13 from overflow page	0	0	0	0	0	0	0	0	0	XXX
1399. Totals (Lines 1301 thru 1303 plus 1398) (Line 13 above)	0	0	0	0	0	0	0	0	0	XXX

ANNUAL STATEMENT FOR THE YEAR 2022 OF THE UnitedHealthcare of Wisconsin, Inc.

UNDERWRITING AND INVESTMENT EXHIBIT

PART 1 - PREMIUMS

Line of Business	1 Direct Business	2 Reinsurance Assumed	3 Reinsurance Ceded	4 Net Premium Income (Cols. 1 + 2 - 3)
1. Comprehensive (hospital and medical) individual	312,366,257	0	1,910,906	310,455,351
2. Comprehensive (hospital and medical) group	0	0	0	0
3. Medicare Supplement	0	0	0	0
4. Dental only	0	0	0	0
5. Vision only	0	0	0	0
6. Federal Employees Health Benefits Plan	0	0	0	0
7. Title XVIII - Medicare	12,378,932,917	0	16,361,173	12,362,571,744
8. Title XIX - Medicaid	3,908,470	0	319	3,908,151
9. Credit A&H	0	0	0	0
10. Disability Income	0	0	0	0
11. Long-Term Care	0	0	0	0
12. Other health	0	0	0	0
13. Health subtotal (Lines 1 through 12)	12,695,207,644	0	18,272,398	12,676,935,246
14. Life	0	0	0	0
15. Property/casualty	0	0	0	0
16. Totals (Lines 13 to 15)	12,695,207,644	0	18,272,398	12,676,935,246

ANNUAL STATEMENT FOR THE YEAR 2022 OF THE UnitedHealthcare of Wisconsin, Inc.

UNDERWRITING AND INVESTMENT EXHIBIT

PART 2 - CLAIMS INCURRED DURING THE YEAR

	1 Total	Comprehensive (Hospital & Medical)		4 Medicare Supplement	5 Dental Only	6 Vision Only	7 Federal Employees Health Benefits Plan	8 Title XVIII Medicare	9 Title XIX Medicaid	10 Credit A&H	11 Disability Income	12 Long-Term Care	13 Other Health	14 Other Non-Health
		2 Individual	3 Group											
1. Payments during the year:														
1.1 Direct	9,830,528,941	2,012,406	252,034,460	0	0	0	0	9,583,207,578	(6,725,503)	0	0	0	0	0
1.2 Reinsurance assumed	0	0	0	0	0	0	0	0	0	0	0	0	0	0
1.3 Reinsurance ceded	404,595	404,595	0	0	0	0	0	0	0	0	0	0	0	0
1.4 Net	9,830,124,346	1,607,811	252,034,460	0	0	0	0	9,583,207,578	(6,725,503)	0	0	0	0	0
2. Paid medical incentive pools and bonuses	178,386,530	0	494,982	0	0	0	0	177,879,378	12,170	0	0	0	0	0
3. Claim liability December 31, current year from Part 2A:														
3.1 Direct	1,096,684,902	174,060	31,553,996	0	0	0	0	1,064,309,029	647,817	0	0	0	0	0
3.2 Reinsurance assumed	0	0	0	0	0	0	0	0	0	0	0	0	0	0
3.3 Reinsurance ceded	0	0	0	0	0	0	0	0	0	0	0	0	0	0
3.4 Net	1,096,684,902	174,060	31,553,996	0	0	0	0	1,064,309,029	647,817	0	0	0	0	0
4. Claim reserve December 31, current year from Part 2D:														
4.1 Direct	1,697,565	0	0	0	0	0	0	1,697,565	0	0	0	0	0	0
4.2 Reinsurance assumed	0	0	0	0	0	0	0	0	0	0	0	0	0	0
4.3 Reinsurance ceded	0	0	0	0	0	0	0	0	0	0	0	0	0	0
4.4 Net	1,697,565	0	0	0	0	0	0	1,697,565	0	0	0	0	0	0
5. Accrued medical incentive pools and bonuses, current year	155,427,636	0	2,229,156	0	0	0	0	153,197,008	1,472	0	0	0	0	0
6. Net health care receivables (a)	8,035,952	(376,148)	0	0	0	0	0	14,009,349	(5,597,249)	0	0	0	0	0
7. Amounts recoverable from reinsurers December 31, current year	0	0	0	0	0	0	0	0	0	0	0	0	0	0
8. Claim liability December 31, prior year from Part 2A:														
8.1 Direct	827,130,933	2,527,543	33,018,617	0	0	0	0	790,344,992	1,239,781	0	0	0	0	0
8.2 Reinsurance assumed	0	0	0	0	0	0	0	0	0	0	0	0	0	0
8.3 Reinsurance ceded	1,298,170	1,298,170	0	0	0	0	0	0	0	0	0	0	0	0
8.4 Net	825,832,763	1,229,373	33,018,617	0	0	0	0	790,344,992	1,239,781	0	0	0	0	0
9. Claim reserve December 31, prior year from Part 2D:														
9.1 Direct	1,560,510	63,294	0	0	0	0	0	1,497,216	0	0	0	0	0	0
9.2 Reinsurance assumed	0	0	0	0	0	0	0	0	0	0	0	0	0	0
9.3 Reinsurance ceded	0	0	0	0	0	0	0	0	0	0	0	0	0	0
9.4 Net	1,560,510	63,294	0	0	0	0	0	1,497,216	0	0	0	0	0	0
10. Accrued medical incentive pools and bonuses, prior year	120,831,413	0	1,850,054	0	0	0	0	118,905,333	76,026	0	0	0	0	0
11. Amounts recoverable from reinsurers December 31, prior year	390,320	390,320	0	0	0	0	0	0	0	0	0	0	0	0
12. Incurred Benefits:														
12.1 Direct	10,092,184,013	(28,223)	250,569,839	0	0	0	0	9,843,362,615	(1,720,218)	0	0	0	0	0
12.2 Reinsurance assumed	0	0	0	0	0	0	0	0	0	0	0	0	0	0
12.3 Reinsurance ceded	(1,283,895)	(1,283,895)	0	0	0	0	0	0	0	0	0	0	0	0
12.4 Net	10,093,467,908	1,255,672	250,569,839	0	0	0	0	9,843,362,615	(1,720,218)	0	0	0	0	0
13. Incurred medical incentive pools and bonuses	212,982,753	0	874,084	0	0	0	0	212,171,053	(62,384)	0	0	0	0	0

(a) Excludes \$ 1,992,517 loans or advances to providers not yet expensed.

UNDERWRITING AND INVESTMENT EXHIBIT

PART 2A - CLAIMS LIABILITY END OF CURRENT YEAR

	1	Comprehensive (Hospital & Medical)		4	5	6	7	8	9	10	11	12	13	14
	Total	2 Individual	3 Group	Medicare Supplement	Dental Only	Vision Only	Federal Employees Health Benefits Plan	Title XVIII Medicare	Title XIX Medicaid	Credit A&H	Disability Income	Long-Term Care	Other Health	Other Non-Health
1. Reported in Process of Adjustment:														
1.1 Direct	557,780,671	2,151	10,346,746	0	0	0	0	547,426,863	4,911	0	0	0	0	0
1.2 Reinsurance assumed	0	0	0	0	0	0	0	0	0	0	0	0	0	0
1.3 Reinsurance ceded	0	0	0	0	0	0	0	0	0	0	0	0	0	0
1.4 Net	557,780,671	2,151	10,346,746	0	0	0	0	547,426,863	4,911	0	0	0	0	0
2. Incurred but Unreported:														
2.1 Direct	526,202,217	171,909	21,207,250	0	0	0	0	504,180,152	642,906	0	0	0	0	0
2.2 Reinsurance assumed	0	0	0	0	0	0	0	0	0	0	0	0	0	0
2.3 Reinsurance ceded	0	0	0	0	0	0	0	0	0	0	0	0	0	0
2.4 Net	526,202,217	171,909	21,207,250	0	0	0	0	504,180,152	642,906	0	0	0	0	0
3. Amounts Withheld from Paid Claims and Capitations:														
3.1 Direct	12,702,014	0	0	0	0	0	0	12,702,014	0	0	0	0	0	0
3.2 Reinsurance assumed	0	0	0	0	0	0	0	0	0	0	0	0	0	0
3.3 Reinsurance ceded	0	0	0	0	0	0	0	0	0	0	0	0	0	0
3.4 Net	12,702,014	0	0	0	0	0	0	12,702,014	0	0	0	0	0	0
4. TOTALS:														
4.1 Direct	1,096,684,902	174,060	31,553,996	0	0	0	0	1,064,309,029	647,817	0	0	0	0	0
4.2 Reinsurance assumed	0	0	0	0	0	0	0	0	0	0	0	0	0	0
4.3 Reinsurance ceded	0	0	0	0	0	0	0	0	0	0	0	0	0	0
4.4 Net	1,096,684,902	174,060	31,553,996	0	0	0	0	1,064,309,029	647,817	0	0	0	0	0

ANNUAL STATEMENT FOR THE YEAR 2022 OF THE UnitedHealthcare of Wisconsin, Inc.

UNDERWRITING AND INVESTMENT EXHIBIT

PART 2B - ANALYSIS OF CLAIMS UNPAID - PRIOR YEAR - NET OF REINSURANCE

Line of Business	Claims Paid During the Year		Claim Reserve and Claim Liability December 31 of Current Year		5 Claims Incurred In Prior Years (Columns 1 + 3)	6 Estimated Claim Reserve and Claim Liability December 31 of Prior Year
	1	2	3	4		
	On Claims Incurred Prior to January 1 of Current Year	On Claims Incurred During the Year	On Claims Unpaid December 31 of Prior Year	On Claims Incurred During the Year		
1. Comprehensive (hospital and medical) individual	1,775,443	222,691	174,059	2	1,949,502	1,292,667
2. Comprehensive (hospital and medical) group	34,698,981	217,335,478	282,494	31,271,502	34,981,475	33,018,617
3. Medicare Supplement	0	0	0	0	0	0
4. Dental Only	0	0	0	0	0	0
5. Vision Only	0	0	0	0	0	0
6. Federal Employees Health Benefits Plan	0	0	0	0	0	0
7. Title XVIII - Medicare	722,981,183	8,860,226,396	4,230,772	1,061,775,820	727,211,955	791,842,207
8. Title XIX - Medicaid	(6,725,503)	0	647,817	0	(6,077,686)	1,239,781
9. Credit A&H	0	0	0	0	0	0
10. Disability Income	0	0	0	0	0	0
11. Long-Term Care	0	0	0	0	0	0
12. Other health	0	0	0	0	0	0
13. Health subtotal (Lines 1 to 12)	752,730,104	9,077,784,565	5,335,142	1,093,047,324	758,065,246	827,393,272
14. Health care receivables (a)	9,241,843	15,840,648	0	0	9,241,843	17,046,538
15. Other non-health	0	0	0	0	0	0
16. Medical incentive pools and bonus amounts	124,166,537	54,219,993	4,086,754	151,340,882	128,253,291	120,831,413
17. Totals (Lines 13 - 14 + 15 + 16)	867,654,798	9,116,163,910	9,421,896	1,244,388,206	877,076,694	931,178,147

(a) Excludes \$ 1,992,517 loans or advances to providers not yet expensed.

UNDERWRITING AND INVESTMENT EXHIBIT

PART 2C - DEVELOPMENT OF PAID AND INCURRED HEALTH CLAIMS
(\$000 Omitted)

Section A - Paid Health Claims - Comprehensive (Hospital & Medical)

Year in Which Losses Were Incurred	Cumulative Net Amounts Paid				
	1 2018	2 2019	3 2020	4 2021	5 2022
1. Prior	21,489	21,253	20,896	20,791	20,733
2. 2018	78,347	88,603	88,613	88,574	88,557
3. 2019	XXX	77,368	86,283	86,252	86,263
4. 2020	XXX	XXX	205,972	229,153	229,111
5. 2021	XXX	XXX	XXX	271,221	307,907
6. 2022	XXX	XXX	XXX	XXX	217,559

Section B - Incurred Health Claims - Comprehensive (Hospital & Medical)

Year in Which Losses Were Incurred	Sum of Cumulative Net Amount Paid and Claim Liability, Claim Reserve and Medical Incentive Pool and Bonuses Outstanding at End of Year				
	1 2018	2 2019	3 2020	4 2021	5 2022
1. Prior	21,262	21,253	20,896	20,791	20,733
2. 2018	88,405	88,479	88,613	88,574	88,557
3. 2019	XXX	88,833	86,086	86,252	86,263
4. 2020	XXX	XXX	231,801	229,392	229,111
5. 2021	XXX	XXX	XXX	307,144	309,600
6. 2022	XXX	XXX	XXX	XXX	249,823

Section C - Incurred Year Health Claims and Claims Adjustment Expense Ratio - Comprehensive (Hospital & Medical)

Years in which Premiums were Earned and Claims were Incurred	1 Premiums Earned	2 Claims Payment	3 Claim Adjustment Expense Payments	4 (Col. 3/2) Percent	5 Claim and Claim Adjustment Expense Payments (Col. 2 + 3)	6 (Col. 5/1) Percent	7 Claims Unpaid	8 Unpaid Claims Adjustment Expenses	9 Total Claims and Claims Adjustment Expense Incurred (Col. 5+7+8)	10 (Col. 9/1) Percent
1. 2018	113,450	88,557	3,493	3.9	92,050	81.1	0	0	92,050	81.1
2. 2019	111,820	86,263	4,445	5.2	90,708	81.1	0	0	90,708	81.1
3. 2020	269,463	229,111	8,125	3.5	237,236	88.0	0	0	237,236	88.0
4. 2021	364,052	307,907	14,048	4.6	321,955	88.4	1,693	3	323,651	88.9
5. 2022	310,958	217,559	7,882	3.6	225,441	72.5	32,264	59	257,764	82.9

UNDERWRITING AND INVESTMENT EXHIBIT

PART 2C - DEVELOPMENT OF PAID AND INCURRED HEALTH CLAIMS

(\$000 Omitted)

Section A - Paid Health Claims - Title XVIII

Year in Which Losses Were Incurred		Cumulative Net Amounts Paid				
		1 2018	2 2019	3 2020	4 2021	5 2022
1.	Prior	585,553	587,622	582,609	581,282	581,395
2.	2018	4,085,226	4,653,915	4,650,948	4,649,242	4,648,415
3.	2019	XXX	4,678,688	5,350,800	5,344,498	5,342,354
4.	2020	XXX	XXX	5,308,155	6,141,743	6,135,038
5.	2021	XXX	XXX	XXX	6,487,218	7,343,422
6.	2022	XXX	XXX	XXX	XXX	8,914,446

Section B - Incurred Health Claims - Title XVIII

Year in Which Losses Were Incurred		Sum of Cumulative Net Amount Paid and Claim Liability, Claim Reserve and Medical Incentive Pool and Bonuses Outstanding at End of Year				
		1 2018	2 2019	3 2020	4 2021	5 2022
1.	Prior	606,402	587,622	582,609	581,282	581,395
2.	2018	4,758,307	4,678,027	4,650,948	4,649,242	4,648,415
3.	2019	XXX	5,427,602	5,359,580	5,344,498	5,342,354
4.	2020	XXX	XXX	6,225,509	6,148,673	6,135,038
5.	2021	XXX	XXX	XXX	7,391,036	7,350,502
6.	2022	XXX	XXX	XXX	XXX	10,126,570

Section C - Incurred Year Health Claims and Claims Adjustment Expense Ratio - Title XVIII

Years in which Premiums were Earned and Claims were Incurred	1 Premiums Earned	2 Claims Payment	3 Claim Adjustment Expense Payments	4 (Col. 3/2) Percent	5 Claim and Claim Adjustment Expense Payments (Col. 2 + 3)	6 (Col. 5/1) Percent	7 Claims Unpaid	8 Unpaid Claims Adjustment Expenses	9 Total Claims and Claims Adjustment Expense Incurred (Col. 5+7+8)	10 (Col. 9/1) Percent
1. 2018	5,851,736	4,648,415	230,576	5.0	4,878,991	83.4	0	0	4,878,991	83.4
2. 2019	6,703,671	5,342,354	261,016	4.9	5,603,370	83.6	0	0	5,603,370	83.6
3. 2020	7,893,732	6,135,038	235,136	3.8	6,370,174	80.7	0	0	6,370,174	80.7
4. 2021	9,031,757	7,343,422	305,914	4.2	7,649,336	84.7	7,080	52	7,656,468	84.8
5. 2022	12,477,184	8,914,446	361,556	4.1	9,276,002	74.3	1,212,124	8,922	10,497,048	84.1

UNDERWRITING AND INVESTMENT EXHIBIT

PART 2C - DEVELOPMENT OF PAID AND INCURRED HEALTH CLAIMS
(\$000 Omitted)

Section A - Paid Health Claims - Title XIX

Year in Which Losses Were Incurred		Cumulative Net Amounts Paid				
		1 2018	2 2019	3 2020	4 2021	5 2022
1.	Prior	26,683	24,626	24,298	24,190	24,525
2.	2018	322,289	345,715	345,189	345,056	345,271
3.	2019	XXX	348,182	368,312	367,765	368,080
4.	2020	XXX	XXX	360,045	380,992	378,538
5.	2021	XXX	XXX	XXX	117,623	112,499
6.	2022	XXX	XXX	XXX	XXX	0

Section B - Incurred Health Claims - Title XIX

Year in Which Losses Were Incurred		Sum of Cumulative Net Amount Paid and Claim Liability, Claim Reserve and Medical Incentive Pool and Bonuses Outstanding at End of Year				
		1 2018	2 2019	3 2020	4 2021	5 2022
1.	Prior	26,442	24,626	24,298	24,190	24,525
2.	2018	353,815	345,084	345,189	345,056	345,271
3.	2019	XXX	380,479	368,889	367,765	368,080
4.	2020	XXX	XXX	405,782	381,932	378,538
5.	2021	XXX	XXX	XXX	117,998	113,148
6.	2022	XXX	XXX	XXX	XXX	0

Section C - Incurred Year Health Claims and Claims Adjustment Expense Ratio - Title XIX

Years in which Premiums were Earned and Claims were Incurred	1 Premiums Earned	2 Claims Payment	3 Claim Adjustment Expense Payments	4 (Col. 3/2) Percent	5 Claim and Claim Adjustment Expense Payments (Col. 2 + 3)	6 (Col. 5/1) Percent	7 Claims Unpaid	8 Unpaid Claims Adjustment Expenses	9 Total Claims and Claims Adjustment Expense Incurred (Col. 5+7+8)	10 (Col. 9/1) Percent
1. 2018	461,578	345,271	26,800	7.8	372,071	80.6	0	0	372,071	80.6
2. 2019	443,631	368,080	27,641	7.5	395,721	89.2	0	0	395,721	89.2
3. 2020	521,700	378,538	23,083	6.1	401,621	77.0	0	0	401,621	77.0
4. 2021	135,375	112,499	7,253	6.4	119,752	88.5	649	(4)	120,397	88.9
5. 2022	245	0	(69)	0.0	(69)	(28.2)	0	0	(69)	(28.2)

ANNUAL STATEMENT FOR THE YEAR 2022 OF THE UnitedHealthcare of Wisconsin, Inc.

UNDERWRITING AND INVESTMENT EXHIBIT

PART 2C - DEVELOPMENT OF PAID AND INCURRED HEALTH CLAIMS

(\$000 Omitted)

Section A - Paid Health Claims - Grand Total

Year in Which Losses Were Incurred	Cumulative Net Amounts Paid				
	1 2018	2 2019	3 2020	4 2021	5 2022
1. Prior	633,725	633,501	627,803	626,263	626,653
2. 2018	4,485,862	5,088,233	5,084,750	5,082,872	5,082,242
3. 2019	XXX	5,104,238	5,805,395	5,798,515	5,796,697
4. 2020	XXX	XXX	5,874,172	6,751,888	6,742,687
5. 2021	XXX	XXX	XXX	6,876,062	7,763,827
6. 2022	XXX	XXX	XXX	XXX	9,132,005

Section B - Incurred Health Claims - Grand Total

Year in Which Losses Were Incurred	Sum of Cumulative Net Amount Paid and Claim Liability, Claim Reserve and Medical Incentive Pool and Bonuses Outstanding at End of Year				
	1 2018	2 2019	3 2020	4 2021	5 2022
1. Prior	654,106	633,501	627,803	626,263	626,653
2. 2018	5,200,527	5,111,590	5,084,750	5,082,872	5,082,242
3. 2019	XXX	5,896,914	5,814,555	5,798,515	5,796,697
4. 2020	XXX	XXX	6,863,092	6,759,997	6,742,687
5. 2021	XXX	XXX	XXX	7,816,178	7,773,250
6. 2022	XXX	XXX	XXX	XXX	10,376,393

Section C - Incurred Year Health Claims and Claims Adjustment Expense Ratio - Grand Total

Years in which Premiums were Earned and Claims were Incurred	1 Premiums Earned	2 Claims Payment	3 Claim Adjustment Expense Payments	4 (Col. 3/2) Percent	5 Claim and Claim Adjustment Expense Payments (Col. 2 + 3)	6 (Col. 5/1) Percent	7 Claims Unpaid	8 Unpaid Claims Adjustment Expenses	9 Total Claims and Claims Adjustment Expense Incurred (Col. 5+7+8)	10 (Col. 9/1) Percent
1. 2018	6,426,764	5,082,242	260,869	5.1	5,343,111	83.1	0	0	5,343,111	83.1
2. 2019	7,259,122	5,796,697	293,102	5.1	6,089,799	83.9	0	0	6,089,799	83.9
3. 2020	8,684,895	6,742,687	266,344	4.0	7,009,031	80.7	0	0	7,009,031	80.7
4. 2021	9,531,184	7,763,827	327,215	4.2	8,091,042	84.9	9,422	51	8,100,516	85.0
5. 2022	12,788,387	9,132,005	369,369	4.0	9,501,374	74.3	1,244,388	8,981	10,754,743	84.1

12.GT

UNDERWRITING AND INVESTMENT EXHIBIT

PART 2D - AGGREGATE RESERVE FOR ACCIDENT AND HEALTH CONTRACTS ONLY

	1 Total	Comprehensive (Hospital & Medical)		4 Medicare Supplement	5 Dental Only	6 Vision Only	7 Federal Employees Health Benefits Plan	8 Title XVIII Medicare	9 Title XIX Medicaid	10 Credit A&H	11 Disability Income	12 Long-Term Care	13 Other
		2 Individual	3 Group										
1. Unearned premium reserves	0	0	0	0	0	0	0	0	0	0	0	0	0
2. Additional policy reserves (a)	0	0	0	0	0	0	0	0	0	0	0	0	0
3. Reserve for future contingent benefits	0	0	0	0	0	0	0	0	0	0	0	0	0
4. Reserve for rate credits or experience rating refunds (including \$0 for investment income) ..	142,158,814	0	0	0	0	0	0	129,997,884	12,160,930	0	0	0	0
5. Aggregate write-ins for other policy reserves	5,561,138	0	705,161	0	0	0	0	4,855,977	0	0	0	0	0
6. Totals (gross)	147,719,952	0	705,161	0	0	0	0	134,853,861	12,160,930	0	0	0	0
7. Reinsurance ceded	0	0	0	0	0	0	0	0	0	0	0	0	0
8. Totals (Net)(Page 3, Line 4)	147,719,952	0	705,161	0	0	0	0	134,853,861	12,160,930	0	0	0	0
9. Present value of amounts not yet due on claims	0	0	0	0	0	0	0	0	0	0	0	0	0
10. Reserve for future contingent benefits	1,697,565	0	0	0	0	0	0	1,697,565	0	0	0	0	0
11. Aggregate write-ins for other claim reserves	0	0	0	0	0	0	0	0	0	0	0	0	0
12. Totals (gross)	1,697,565	0	0	0	0	0	0	1,697,565	0	0	0	0	0
13. Reinsurance ceded	0	0	0	0	0	0	0	0	0	0	0	0	0
14. Totals (Net)(Page 3, Line 7)	1,697,565	0	0	0	0	0	0	1,697,565	0	0	0	0	0
DETAILS OF WRITE-INS													
0501. CMS Risk Adjustment Payable	4,855,977	0	0	0	0	0	0	4,855,977	0	0	0	0	0
0502. ACA Risk Adjustment Payable	705,161	0	705,161	0	0	0	0	0	0	0	0	0	0
0503.													
0598. Summary of remaining write-ins for Line 5 from overflow page.....	0	0	0	0	0	0	0	0	0	0	0	0	0
0599. Totals (Lines 0501 thru 0503 plus 0598) (Line 5 above)	5,561,138	0	705,161	0	0	0	0	4,855,977	0	0	0	0	0
1101.													
1102.													
1103.													
1198. Summary of remaining write-ins for Line 11 from overflow page	0	0	0	0	0	0	0	0	0	0	0	0	0
1199. Totals (Lines 1101 thru 1103 plus 1198) (Line 11 above)	0	0	0	0	0	0	0	0	0	0	0	0	0

(a) Includes \$0 premium deficiency reserve.

UNDERWRITING AND INVESTMENT EXHIBIT

PART 3 - ANALYSIS OF EXPENSES

	Claim Adjustment Expenses		3 General Administrative Expenses	4 Investment Expenses	5 Total
	1 Cost Containment Expenses	2 Other Claim Adjustment Expenses			
1. Rent (\$0 for occupancy of own building)	8,616,346	2,854,331	18,822,800	0	30,293,477
2. Salary, wages and other benefits	158,976,074	52,663,894	347,290,474	0	558,930,442
3. Commissions (less \$0 ceded plus \$0 assumed)	0	0	280,013,073	0	280,013,073
4. Legal fees and expenses	2,252,400	746,151	4,920,469	0	7,919,020
5. Certifications and accreditation fees	0	0	0	0	0
6. Auditing, actuarial and other consulting services ...	18,653,266	5,922,454	39,141,562	0	63,717,282
7. Traveling expenses	2,655,782	879,779	5,801,677	0	9,337,238
8. Marketing and advertising	9,465,550	3,135,646	20,677,925	0	33,279,121
9. Postage, express and telephone	6,605,263	2,188,121	14,429,879	0	23,223,263
10. Printing and office supplies	10,489,886	3,474,977	22,915,633	0	36,880,496
11. Occupancy, depreciation and amortization	3,975,363	1,316,916	8,684,362	0	13,976,641
12. Equipment	1,256,640	416,286	2,745,188	0	4,418,114
13. Cost or depreciation of EDP equipment and software	17,133,289	5,675,733	37,428,450	0	60,237,472
14. Outsourced services including EDP, claims, and other services	18,011,281	13,862,409	37,138,000	0	69,011,690
15. Boards, bureaus and association fees	227,021	75,205	495,937	0	798,163
16. Insurance, except on real estate	2,961,312	980,992	6,469,122	0	10,411,426
17. Collection and bank service charges	866,539	287,058	1,892,993	0	3,046,590
18. Group service and administration fees	3,337,983	1,105,771	9,813,464	0	14,257,218
19. Reimbursements by uninsured plans	0	0	0	0	0
20. Reimbursements from fiscal intermediaries	0	0	0	0	0
21. Real estate expenses	0	0	0	0	0
22. Real estate taxes	234,431	127,151	912,198	0	1,273,780
23. Taxes, licenses and fees:					
23.1 State and local insurance taxes	0	0	31,446,115	0	31,446,115
23.2 State premium taxes	0	0	16,321	0	16,321
23.3 Regulatory authority licenses and fees	0	0	2,650,652	0	2,650,652
23.4 Payroll taxes	4,701,528	2,550,052	18,294,610	0	25,546,190
23.5 Other (excluding federal income and real estate taxes)	0	0	0	0	0
24. Investment expenses not included elsewhere	0	0	0	1,398,834	1,398,834
25. Aggregate write-ins for expenses	48,421,111	12,497,269	87,107,628	0	148,026,008
26. Total expenses incurred (Lines 1 to 25)	318,841,065	110,760,195	999,108,532	1,398,834	(a)1,430,108,626
27. Less expenses unpaid December 31, current year	6,703,777	2,328,783	61,513,958	685,973	71,232,491
28. Add expenses unpaid December 31, prior year	4,933,835	1,709,131	40,398,730	746,620	47,788,316
29. Amounts receivable relating to uninsured plans, prior year	0	0	0	0	0
30. Amounts receivable relating to uninsured plans, current year	0	0	0	0	0
31. Total expenses paid (Lines 26 minus 27 plus 28 minus 29 plus 30)	317,071,123	110,140,543	977,993,304	1,459,481	1,406,664,451
DETAILS OF WRITE-INS					
2501. Information Technology	1,748,137	579,104	3,818,886	0	6,146,127
2502. Interest	161,869	68,589	706,735	0	937,193
2503. Managed Care & Network Access	191,823	54,523	359,928	0	606,274
2598. Summary of remaining write-ins for Line 25 from overflow page	46,319,282	11,795,053	82,222,079	0	140,336,414
2599. Totals (Lines 2501 thru 2503 plus 2598)(Line 25 above)	48,421,111	12,497,269	87,107,628	0	148,026,008

(a) Includes management fees of \$707,650,233 to affiliates and \$0 to non-affiliates.

EXHIBIT OF NET INVESTMENT INCOME

	1 Collected During Year	2 Earned During Year
1. U.S. government bonds	(a) 2,144,986	2,051,592
1.1 Bonds exempt from U.S. tax	(a) 0	0
1.2 Other bonds (unaffiliated)	(a) 41,815,492	44,095,372
1.3 Bonds of affiliates	(a) 0	0
2.1 Preferred stocks (unaffiliated)	(b) 0	0
2.11 Preferred stocks of affiliates	(b) 0	0
2.2 Common stocks (unaffiliated)	0	0
2.21 Common stocks of affiliates	0	0
3. Mortgage loans	(c) 0	0
4. Real estate	(d) 0	0
5. Contract Loans	0	0
6. Cash, cash equivalents and short-term investments	(e) 23,931,740	23,906,128
7. Derivative instruments	(f) 0	0
8. Other invested assets	0	0
9. Aggregate write-ins for investment income	52,420	52,420
10. Total gross investment income	67,944,638	70,105,512
11. Investment expenses		(g) 1,398,834
12. Investment taxes, licenses and fees, excluding federal income taxes		(g) 0
13. Interest expense		(h) 0
14. Depreciation on real estate and other invested assets		(i) 0
15. Aggregate write-ins for deductions from investment income		0
16. Total deductions (Lines 11 through 15)		1,398,834
17. Net investment income (Line 10 minus Line 16)		68,706,678
DETAILS OF WRITE-INS		
0901. Intercompany Interest Income	52,420	52,420
0902.		
0903.		
0998. Summary of remaining write-ins for Line 9 from overflow page	0	0
0999. Totals (Lines 0901 thru 0903 plus 0998) (Line 9, above)	52,420	52,420
1501.		
1502.		
1503.		
1598. Summary of remaining write-ins for Line 15 from overflow page		0
1599. Totals (Lines 1501 thru 1503 plus 1598) (Line 15, above)		0

- (a) Includes \$ 837,006 accrual of discount less \$ 11,911,746 amortization of premium and less \$ 1,229,913 paid for accrued interest on purchases.
- (b) Includes \$ 0 accrual of discount less \$ 0 amortization of premium and less \$ 0 paid for accrued dividends on purchases.
- (c) Includes \$ 0 accrual of discount less \$ 0 amortization of premium and less \$ 0 paid for accrued interest on purchases.
- (d) Includes \$ 0 for company's occupancy of its own buildings; and excludes \$ 0 interest on encumbrances.
- (e) Includes \$ 1,428,024 accrual of discount less \$ 552,088 amortization of premium and less \$ 349,546 paid for accrued interest on purchases.
- (f) Includes \$ 0 accrual of discount less \$ 0 amortization of premium.
- (g) Includes \$ 0 investment expenses and \$ 0 investment taxes, licenses and fees, excluding federal income taxes, attributable to segregated and Separate Accounts.
- (h) Includes \$ 0 interest on surplus notes and \$ 0 interest on capital notes.
- (i) Includes \$ 0 depreciation on real estate and \$ 0 depreciation on other invested assets.

EXHIBIT OF CAPITAL GAINS (LOSSES)

	1	2	3	4	5
	Realized Gain (Loss) On Sales or Maturity	Other Realized Adjustments	Total Realized Capital Gain (Loss) (Columns 1 + 2)	Change in Unrealized Capital Gain (Loss)	Change in Unrealized Foreign Exchange Capital Gain (Loss)
1. U.S. Government bonds	269,600	0	269,600	(264,162)	0
1.1 Bonds exempt from U.S. tax	0	0	0	0	0
1.2 Other bonds (unaffiliated)	(1,272,249)	(659,714)	(1,931,963)	(10,930,472)	0
1.3 Bonds of affiliates	0	0	0	0	0
2.1 Preferred stocks (unaffiliated)	0	0	0	0	0
2.11 Preferred stocks of affiliates	0	0	0	0	0
2.2 Common stocks (unaffiliated)	0	0	0	0	0
2.21 Common stocks of affiliates	0	0	0	0	0
3. Mortgage loans	0	0	0	0	0
4. Real estate	0	0	0	0	0
5. Contract loans	0	0	0	0	0
6. Cash, cash equivalents and short-term investments	(287,862)	0	(287,862)	0	0
7. Derivative instruments	0	0	0	0	0
8. Other invested assets	0	0	0	0	0
9. Aggregate write-ins for capital gains (losses)	0	0	0	0	0
10. Total capital gains (losses)	(1,290,511)	(659,714)	(1,950,225)	(11,194,634)	0
DETAILS OF WRITE-INS					
0901.					
0902.					
0903.					
0998. Summary of remaining write-ins for Line 9 from overflow page	0	0	0	0	0
0999. Totals (Lines 0901 thru 0903 plus 0998) (Line 9, above)	0	0	0	0	0

EXHIBIT OF NON-ADMITTED ASSETS

	1	2	3
	Current Year Total Nonadmitted Assets	Prior Year Total Nonadmitted Assets	Change in Total Nonadmitted Assets (Col. 2 - Col. 1)
1. Bonds (Schedule D)	0	0	0
2. Stocks (Schedule D):			
2.1 Preferred stocks	0	0	0
2.2 Common stocks	0	0	0
3. Mortgage loans on real estate (Schedule B):			
3.1 First liens	0	0	0
3.2 Other than first liens.....	0	0	0
4. Real estate (Schedule A):			
4.1 Properties occupied by the company	0	0	0
4.2 Properties held for the production of income.....	0	0	0
4.3 Properties held for sale	0	0	0
5. Cash (Schedule E - Part 1), cash equivalents (Schedule E - Part 2) and short-term investments (Schedule DA)	0	0	0
6. Contract loans	0	0	0
7. Derivatives (Schedule DB)	0	0	0
8. Other invested assets (Schedule BA)	0	0	0
9. Receivables for securities	0	0	0
10. Securities lending reinvested collateral assets (Schedule DL)	0	0	0
11. Aggregate write-ins for invested assets	0	0	0
12. Subtotals, cash and invested assets (Lines 1 to 11)	0	0	0
13. Title plants (for Title insurers only)	0	0	0
14. Investment income due and accrued	0	0	0
15. Premiums and considerations:			
15.1 Uncollected premiums and agents' balances in the course of collection	2,862,729	1,699,453	(1,163,276)
15.2 Deferred premiums, agents' balances and installments booked but deferred and not yet due ..	0	0	0
15.3 Accrued retrospective premiums and contracts subject to redetermination	0	0	0
16. Reinsurance:			
16.1 Amounts recoverable from reinsurers	0	390,320	390,320
16.2 Funds held by or deposited with reinsured companies	0	0	0
16.3 Other amounts receivable under reinsurance contracts	0	0	0
17. Amounts receivable relating to uninsured plans	142,822	172,534	29,712
18.1 Current federal and foreign income tax recoverable and interest thereon	0	0	0
18.2 Net deferred tax asset	0	0	0
19. Guaranty funds receivable or on deposit	0	0	0
20. Electronic data processing equipment and software	0	0	0
21. Furniture and equipment, including health care delivery assets	0	0	0
22. Net adjustment in assets and liabilities due to foreign exchange rates	0	0	0
23. Receivable from parent, subsidiaries and affiliates	60,017,174	51,184,006	(8,833,168)
24. Health care and other amounts receivable	24,021,185	10,394,026	(13,627,159)
25. Aggregate write-ins for other than invested assets	5,088	8,195	3,107
26. Total assets excluding Separate Accounts, Segregated Accounts and Protected Cell Accounts (Lines 12 to 25)	87,048,998	63,848,534	(23,200,464)
27. From Separate Accounts, Segregated Accounts and Protected Cell Accounts	0	0	0
28. Total (Lines 26 and 27)	87,048,998	63,848,534	(23,200,464)
DETAILS OF WRITE-INS			
1101.			
1102.			
1103.			
1198. Summary of remaining write-ins for Line 11 from overflow page	0	0	0
1199. Totals (Lines 1101 thru 1103 plus 1198)(Line 11 above)	0	0	0
2501. Prepaid Commissions	5,070	8,189	3,119
2502. Miscellaneous Receivables	18	6	(12)
2503.			
2598. Summary of remaining write-ins for Line 25 from overflow page	0	0	0
2599. Totals (Lines 2501 thru 2503 plus 2598)(Line 25 above)	5,088	8,195	3,107

EXHIBIT 1 - ENROLLMENT BY PRODUCT TYPE FOR HEALTH BUSINESS ONLY

Source of Enrollment	Total Members at End of					6 Current Year Member Months
	1 Prior Year	2 First Quarter	3 Second Quarter	4 Third Quarter	5 Current Year	
1. Health Maintenance Organizations	736,897	897,807	913,980	937,512	953,823	11,034,231
2. Provider Service Organizations	0	0	0	0	0	0
3. Preferred Provider Organizations	0	0	0	0	0	0
4. Point of Service	0	0	0	0	0	0
5. Indemnity Only	0	0	0	0	0	0
6. Aggregate write-ins for other lines of business.....	0	0	0	0	0	0
7. Total	736,897	897,807	913,980	937,512	953,823	11,034,231
DETAILS OF WRITE-INS						
0601.						
0602.						
0603.						
0698. Summary of remaining write-ins for Line 6 from overflow page	0	0	0	0	0	0
0699. Totals (Lines 0601 thru 0603 plus 0698) (Line 6 above)	0	0	0	0	0	0

1. SUMMARY OF SIGNIFICANT ACCOUNTING POLICIES AND GOING CONCERN

Organization and Operation

UnitedHealthcare of Wisconsin, Inc. (the "Company"), licensed as a health maintenance organization ("HMO"), offers its enrollees a variety of managed care programs and products through contractual arrangements with health care providers. The Company is a wholly owned subsidiary of UnitedHealthcare, Inc. ("UHC"). UHC is a wholly owned subsidiary of United HealthCare Services, Inc. ("UHS"), a management corporation that provides services to the Company under the terms of a management agreement (the "Agreement"). UHS is a wholly owned subsidiary of UnitedHealth Group Incorporated ("UnitedHealth Group"). UnitedHealth Group is a publicly held company trading on the New York Stock Exchange.

The Company was incorporated on May 8, 1986, as an HMO and operations commenced in June 1986. The Company is certified as an HMO in 22 states. The Company has entered into contracts with physicians, hospitals, and other health care provider organizations to deliver health care services for all enrollees.

The Company offers comprehensive commercial products to individual and employer groups. Each contract outlines the coverage provided and renewal provisions. The Company also participated in the Affordable Care Act ("ACA") individual exchange market in North Carolina and Oklahoma. Effective January 1, 2022, the Company exited the ACA individual exchange market in all states.

The Company serves as a plan sponsor offering Medicare Parts A & B, along with Medicare Part D prescription drug insurance coverage, as well as Medicare specialized programs including a Dual Special Needs Plan, and an Institutional Special Needs Plan (collectively "Medicare Plans") under contracts with the Centers for Medicare and Medicaid Services ("CMS").

Effective January 1, 2022, affiliates, UnitedHealthcare of Illinois, Inc., UnitedHealthcare of Mississippi, Inc., UnitedHealthcare of New England, Inc., Care Improvement Plus Wisconsin Insurance Company ("CIPWI"), Optimum Choice, Inc., UnitedHealthcare of Kentucky, Ltd. and UnitedHealthcare of Oklahoma, Inc., novated CMS contracts to the Company. The novation agreements resulted in full control of the contracts being transferred to the Company at \$0 net book value for dates of service on or after January 1, 2022. Approval for these novations was received from CMS. Approval for the asset transfers related to the novation was received from the Wisconsin Office of the Commissioner of Insurance ("WOCI"). There was no transfer of assets or surplus as a result of the novations.

Effective April 1, 2021, the Company assigned its Medicaid contract with the Wisconsin Department of Health Services ("DHS") to affiliate CIPWI. The assignment resulted in full control of the contract being transferred to CIPWI for dates of service on or after April 1, 2021. Approval for this assignment was received from the WOCI and DHS.

Prior to April 1, 2021, the Company had a contract with the State of Wisconsin, DHS, to provide health care services to Medicaid and BadgerCarePlus (a program for uninsured children and adults) eligible beneficiaries in Wisconsin.

A. Accounting Practices

The statutory basis financial statements (herein referred to as "financial statements") are presented on the basis of accounting practices prescribed or permitted by the WOCI.

The WOCI recognizes only statutory accounting practices prescribed by the State of Wisconsin (the "State"), for determining and reporting the financial condition and results of operations of an HMO, for determining its solvency under Wisconsin Insurance Law. The State prescribes the use of the National Association of Insurance Commissioners' ("NAIC") Accounting Practices and Procedures manual ("NAIC SAP") in effect for the accounting periods covered in the financial statements.

ANNUAL STATEMENT FOR THE YEAR 2022 OF THE UnitedHealthcare of Wisconsin, Inc.

The WOCI has adopted certain prescribed accounting practices that differ from those found in the NAIC SAP. A reconciliation of the Company's net income and capital and surplus between the NAIC SAP and practices prescribed by the WOCI is shown below:

	SSAP #	F/S Page #	F/S Line #	December 31, 2022	December 31, 2021
Net Income					
(1) Company state basis (Page 4, Line 32, Columns 2 & 3)	XXX	XXX	XXX	\$ 883,185,162	\$ 653,102,139
(2) State prescribed practices that are an increase/(decrease) from NAIC SAP: Not Applicable				-	-
(3) State permitted practices that are an increase/(decrease) from NAIC SAP: Not Applicable				-	-
(4) NAIC SAP (1 - 2 - 3 = 4)	XXX	XXX	XXX	<u>\$ 883,185,162</u>	<u>\$ 653,102,139</u>
Capital and Surplus					
(5) Company state basis (Page 3, Line 33, Columns 3 & 4)	XXX	XXX	XXX	\$ 1,569,874,124	\$ 1,215,249,461
(6) State prescribed practices that are an increase/(decrease) from NAIC SAP: Wisconsin Statute 9.10 amounts due from affiliate	25,84	2	16.1, 23, 24	(60,017,174)	(52,031,940)
(7) State permitted practices that are an increase/(decrease) from NAIC SAP: Not Applicable				-	-
(8) NAIC SAP (5 - 6 - 7 = 8)	XXX	XXX	XXX	<u>\$ 1,629,891,298</u>	<u>\$ 1,267,281,401</u>

The WOCI requires receivables from parent, subsidiaries, and affiliates of \$60,017,174 and \$52,031,940 at December 31, 2022, and 2021, respectively, to be non-admitted under state prescribed accounting practices. Capital and Surplus on the Company state basis in the table above is reduced as a result of the gross nonadmitted receivable from parent, subsidiaries, and affiliates, which excludes any potential net deferred tax asset impact. This has no impact on net income for 2022 and 2021, and no regulatory risk-based capital ("RBC") event was triggered from the Company applying the Wisconsin statute.

Prior to April 1, 2022, the Company had an arrangement contract with DHS whereby it collects hospital assessment payments from DHS and remits such payments to hospitals providing Medicaid services. This pass-thru arrangement resulted in no insurance risk to the Company and has no impact on the Company's net income or capital and surplus (see Note 21).

B. Use of Estimates in the Preparation of the Financial Statements

The preparation of these financial statements in conformity with the NAIC Annual Statement Instructions and the NAIC SAP include certain amounts that are based on the Company's estimates and judgments. These estimates require the Company to apply complex assumptions and judgments, often because the Company must make estimates about the effects of matters that are inherently uncertain and will change in subsequent periods. The most significant estimates relate to hospital and medical benefits, claims unpaid, aggregate health policy reserves (including medical loss ratio ("MLR") rebates), aggregate health claim reserves, risk corridor and risk adjustment estimates. The Company adjusts these estimates each period as more current information becomes available. The impact of any changes in estimates is included in the determination of net income in the period in which the estimate is adjusted.

C. Accounting Policy

Basis of Presentation — The Company prepares its financial statements on the basis of accounting practices prescribed or permitted by the WOCI. These statutory practices differ from accounting principles generally accepted in the United States of America ("GAAP").

ANNUAL STATEMENT FOR THE YEAR 2022 OF THE UnitedHealthcare of Wisconsin, Inc.

Accounting policy disclosures that are required by the NAIC Annual Statement instructions are as follows:

- (1–2) Bonds and short-term investments are stated at book/adjusted carrying value if they meet NAIC designation of one or two and stated at the lower of book/adjusted carrying value or fair value if they meet an NAIC designation of three or higher. The Company does not have any mandatory convertible securities or Investment Analysis Office of the NAIC (“IAO”) identified funds (i.e.: exchange traded funds or bond mutual funds) in its bond portfolio. Amortization of bond premium or accretion of discount is calculated using the constant yield interest method. Bonds and short-term investments are valued and reported using market prices published by the IAO in accordance with the NAIC Valuation of Securities manual prepared by the IAO or an external pricing service;
- (3–4) The Company holds no common or preferred stock;
- (5) The Company holds no mortgage loans on real estate;
- (6) U.S. government and agency securities and corporate debt securities include loan-backed securities (mortgage-backed securities and asset-backed securities), which are valued using the retrospective adjustment methodology. Prepayment assumptions for the determination of the book/adjusted carrying value, commonly referred to as amortized cost, of loan-backed securities are based on a three-month constant prepayment rate history obtained from external data source vendors. The Company’s investment policy limits investments in nonagency residential mortgage-backed securities, including home equity and sub-prime mortgages, to 10% of total cash and invested assets. Total combined investments in mortgage-backed securities and asset-backed securities cannot exceed more than 30% of total cash and invested assets;
- (7) The Company holds no investments in subsidiaries, controlled, or affiliated entities;
- (8) The Company has no investment interests with respect to joint ventures, partnerships, or limited liability companies;
- (9) The Company holds no derivatives;
- (10) Premium Deficiency Reserve (“PDR”) (inclusive of conversion reserves) and the related expenses are recognized when it is probable that expected future health care expenses, claims adjustment expenses (“CAE”), direct administration costs, and an allocation of indirect administration costs under a group of existing contracts will exceed anticipated future premiums and reinsurance recoveries considered over the remaining lives of the contracts, and are recorded as aggregate health policy reserves in the financial statements. Indirect administration costs arise from activities that are not specifically identifiable to a specific group of existing contracts, and therefore, those costs are fully allocated among the various contract groupings. The allocation of indirect administration costs to each contract grouping is made proportionately to the expected margins remaining in the premiums after future health care expenses, CAE and direct administration costs are considered. The data and assumptions underlying such estimates and the resulting reserves are periodically updated, and any adjustments are reflected as an increase (decrease) in reserves for life, accident, and health contracts in the financial statements in the period in which the change in estimate is identified. The Company does anticipate investment income as a factor in the PDR calculation (see Note 30);
- (11) CAE are those costs expected to be incurred in connection with the adjustment and recording of accident and health claims. Pursuant to the terms of the Agreement (see Note 10), the Company pays a management fee to its affiliate, UHS, in exchange for administrative and management services. A detailed review of the administrative expenses of the Company and UHS is performed to determine the allocation between CAE and general administrative expenses (“GAE”) to be reported in the financial statements. It is the responsibility of UHS to pay CAE in the event the Company ceases operations. The Company has recorded an estimate of unpaid CAE associated with incurred but unpaid claims, which is included in unpaid CAE in the financial statements. Management believes the amount of the liability for unpaid CAE as of December 31, 2022 is adequate to cover the Company’s cost for the adjustment and recording of unpaid claims; however, actual expenses may differ from those established estimates. Adjustments to the estimates for unpaid CAE are reflected in operating results in the period in which the change in estimate is identified;
- (12) The Company does not carry any fixed assets in the financial statements;

ANNUAL STATEMENT FOR THE YEAR 2022 OF THE UnitedHealthcare of Wisconsin, Inc.

- (13) Health care and other amounts receivable consist of pharmacy rebates receivable estimated based on the most currently available data from the Company's claims processing systems and from data provided by the affiliated pharmaceutical benefit manager, OptumRx, Inc. ("OptumRx"). Health care and other amounts receivable also include receivables for capitation arrangements, amounts due to the Company for provider advances and claim overpayments to providers and hospitals and other health care organizations, and a receivable from the DHS for estimated reimbursements for ventilator patients. Health care and other amounts receivable are considered nonadmitted assets under the NAIC SAP if they do not meet admissibility requirements. All pharmacy rebates receivable with affiliated pharmaceutical benefit manager, OptumRx, are nonadmitted per state statutes (see Note 28).

The Company has also deemed the following to be significant accounting policies:

ASSETS

Cash and Invested Assets

- Bonds include securities with a maturity of greater than one year at the time of purchase;
- Cash equivalents include securities that have original maturity dates of three months or less from the date of acquisition. Cash equivalents also consist of the Company's share of a qualified cash pool sponsored and administered by UHS. The investment pool is recorded at cost or book/adjusted carrying value depending on the composition of the underlying securities. Interest income from the pool accrues daily to participating members based upon ownership percentage. Cash equivalents, excluding money-market funds, are reported at cost or book/adjusted carrying value depending on the nature of the underlying security, which approximates fair value. Money-market funds are reported at fair value or net asset value ("NAV") as a practical expedient;
- Realized capital gains and losses on sales of investments are calculated based upon specific identification of the investments sold. These gains and losses are reported as net realized capital gains (losses) less capital gains tax (benefit) ("net realized capital gains (losses) less taxes") in the financial statements;
- The Company continually monitors the difference between amortized cost and estimated fair value of its investments. If any of the Company's investments experience a decline in value that the Company has determined is other-than-temporary, or if the Company has determined it will sell a security that is in an impaired status, the Company will record a realized loss in net realized capital gains (losses) less taxes, in the financial statements. The new cost basis is not changed for subsequent recoveries in fair value. The prospective adjustment method is utilized for loan-backed securities for periods subsequent to the loss recognition (see Note 5).

Other Assets

- **Premiums and Considerations** — The Company reports uncollected premium balances from its insured members, groups, CMS, and state Medicaid agency as premiums and considerations in the financial statements. Uncollected premium balances that are over 90 days past due, with the exception of amounts due from government insured plans, are considered nonadmitted assets. In addition to those balances, current balances are also considered nonadmitted if the corresponding balance greater than 90 days past due is deemed more than inconsequential. Premiums and considerations also include amounts for commercial risk adjustment receivables as defined in Section 1343 of the ACA, CMS risk corridor receivables, CMS risk adjustment receivables for the Medicare Plans and pay for performance receivables from the DHS.

Premium adjustments for the CMS risk corridor program are accounted for as premium adjustments subject to retrospectively rated features (see Note 24). Premium adjustments for the commercial ACA Section 1343 risk adjustment, CMS risk adjustment, and DHS pay for performance programs are accounted for as premium adjustments subject to redetermination (see Note 24).

LIABILITIES

- **Claims Unpaid and Aggregate Health Claim Reserves** — Claims unpaid and aggregate health claim reserves include claims processed but not yet paid, estimates for claims received but not yet processed, estimates for the costs of health care services enrollees have received but for which claims have not yet been submitted, and payments and liabilities for physician, hospital, and other medical costs disputes.

ANNUAL STATEMENT FOR THE YEAR 2022 OF THE UnitedHealthcare of Wisconsin, Inc.

The estimates for incurred but not yet reported claims are developed using an actuarial process that is consistently applied, centrally controlled, and automated. The actuarial models consider factors such as historical submission and payment data, cost trends, customer and product mix, seasonality, utilization of health care services, contracted service rates, and other relevant factors. The Company estimates such liabilities for physician, hospital, and other medical cost disputes based upon an analysis of potential outcomes, assuming a combination of litigation and settlement strategies. These estimates may change as actuarial methods change or as underlying facts upon which estimates are based change. The Company did not change actuarial methods during 2022 and 2021. Management believes the amount of claims unpaid and aggregate health claim reserves is a best estimate of the Company's liability for unpaid claims and aggregate health claim reserves as of December 31, 2022; however, actual payments may differ from those established estimates.

The Company contracts with hospitals, physicians, and other providers of health care under capitated or discounted fee for service arrangements, including a hospital per diem to provide medical care services to enrollees. Some of these contracts are with related parties (see Note 10). Capitated providers are at risk for the cost of medical care services provided to the Company's enrollees; however, the Company is ultimately responsible for the provision of services to its enrollees should the capitated provider be unable to provide the contracted services.

- **Accrued Medical Incentive Pool and Bonus Amounts** — The Company has agreements with certain provider groups that provide for the establishment of a pool which includes monthly premiums payable and the disbursement of funds for medical services. Any surplus in the pool is shared by the Company and the provider group based upon a predetermined risk-sharing percentage and the liability is included in accrued medical incentive pool and bonus amounts in the financial statements. The Company also has incentive and bonus arrangements with providers that are based on quality, utilization, and/or various health outcome measures. The estimated amount due to providers that meet the established metrics is included in accrued medical incentive pool and bonus amounts in the financial statements.
- **Aggregate Health Policy Reserves** — The Company establishes a liability, net of ceded reinsurance, for estimated accrued retrospective and redetermination premiums due from the Company based on the actuarial method and assumptions for each respective. Aggregate health policy reserves includes commercial risk adjustment payables as defined in Section 1343 of the ACA, CMS risk corridor payables, CMS risk adjustment payables for the Medicare Plans, estimated MLR rebates payable on the Medicare Plans, experience rated refund payables for employer groups that have contracts with retrospective rating features based on the underlying contracted terms of the agreements, and risk corridor payables due to the DHS.

Premium adjustments for the estimated MLR rebates, experienced rated refund payables, and DHS risk corridor programs are accounted for as premium adjustments subject to retrospectively rated features (see Note 24). Premium adjustments for the commercial ACA Section 1343 risk adjustment and CMS risk adjustment are accounted for as premium adjustments subject to redetermination (see Note 24).

- **Liability for Amounts Held Under Uninsured Plans** — Liability for amounts held under uninsured plans represents amounts due from the Company to CMS and state Medicaid agency/agencies for the administrative activities it performs for which it has no insurance risk (see Note 18). Liability for amounts held under uninsured plans includes costs incurred that are less than the cost reimbursement under the Medicare Plans for the catastrophic reinsurance and the low-income member cost-sharing, a liability for the amounts subject to recoupment under the ACA coverage gap discount program, cost reimbursement for the cost-sharing reduction components of the ACA, and amounts held by the Company to fund claims related to partial self-funded plans.

CAPITAL AND SURPLUS AND MINIMUM STATUTORY REQUIREMENTS

- **Restricted Cash Reserves** — The Company is in compliance with the various states' regulatory deposit requirements as of December 31, 2022 and 2021, respectively, for qualification purposes as a domestic and foreign insurer. These restricted cash reserves are stated at book/adjusted carrying value, which approximates fair value. These restricted deposits are included in bonds in the financial statements. Interest earned on these deposits accrues to the Company (see Note 5).
- **Minimum Capital and Surplus** — Under the laws of the State of Wisconsin, the Company's domiciliary state, the WOCI requires the Company to maintain a minimum capital and surplus equal to \$383,651,628.

ANNUAL STATEMENT FOR THE YEAR 2022 OF THE UnitedHealthcare of Wisconsin, Inc.

RBC is a regulatory tool for measuring the minimum amount of capital appropriate for a managed care organization to support its overall business operations in consideration of its size and risk profile. The WOCL requires the Company to maintain minimum capital and surplus equal to the greater of the state statute as outlined above, or the company action level as calculated by the RBC formula, or the level needed to avoid action pursuant to the trend test in the RBC formula.

The Company is also subject to minimum capital and surplus requirements in other states where it is licensed to do business.

The Company is in compliance with the minimum required capital and surplus amounts where it is licensed to do business, as of December 31, 2022 and 2021.

STATEMENTS OF OPERATIONS

Net Premium Income and Change in Unearned Premium Reserves and Reserve for Rate Credits — Revenues consist of net premium income that is recognized in the period in which enrollees are entitled to receive health care services. Net premium income is shown net of reinsurance premiums paid and reinsurance premiums incurred but not paid in the financial statements. The corresponding change in unearned premium from year to year is reflected as a change in unearned premium reserves and reserve for rate credits in the financial statements.

Comprehensive commercial health plans with MLRs on fully insured products, as calculated under the definitions in the ACA and implementing regulations, that fall below certain targets are required to rebate ratable portions of premiums annually. The Company classifies changes to the estimated rebates and retrospective premium adjustments as change in unearned premium reserves and reserve for rate credits in the financial statements (see Note 24). In addition, pursuant to Section 1342 and Section 1343 of the ACA, the Company records premium adjustments for changes to the commercial risk corridor and commercial risk adjustment balances which are reflected in change in unearned premium reserves and reserve for rate credits and net premium income, respectively, in the financial statements (see Note 24).

Medicare Plans with MLRs on fully insured products, as calculated under the definitions in the ACA and implementing regulations, that fall below certain targets are required to rebate ratable portions of premiums annually. In addition, the Company records premium adjustments for changes to the CMS Medicare Plans risk corridor program. Changes to these estimates are reflected in change in unearned premium reserves and reserve for rate credits in the financial statements (see Note 24). Net premium income also includes premium under the Medicare Plans which includes CMS premiums, including amounts pursuant to the CMS risk adjustment program (see Note 24), and member premiums, and the CMS low-income premium subsidy for the Company's insurance risk coverage.

Prior to April 1 2021, the Medicaid plan is subject to experience rated rebates, including MLRs and risk corridor programs, and performance guarantees based on various utilization measures. The Company records premium adjustments for the changes to the estimates for experience rated rebates and risk corridor programs which are reflected in change in unearned premium reserves and reserve for rate credits and for the performance guarantees which are reflected in net premium income in the financial statements (see Note 24). Net premium income also includes amounts paid by state and federal governments on a per member basis in exchange for the provision and administration of medical benefits under the Medicaid program and maternity payments. Premiums are contractual and are recognized in the coverage period in which members were entitled to receive services, except in the case of maternity payments. Maternity income is billed on contractual rates and recognized as income as each birth case is identified by the Company.

- **Total Hospital and Medical Expenses** — Total hospital and medical expenses include claims paid, claims processed but not yet paid, estimates for claims received but not yet processed, estimates for the costs of health care services enrollees have received but for which claims have not yet been submitted, and payments and liabilities for physician, hospital, and other medical costs disputes.

Total hospital and medical expenses also include amounts incurred for incentive pool, withhold adjustments, and bonus amounts that are based on the underlying contractual provisions with the respective providers. In addition, adjustments to claims unpaid estimates and aggregate health claim reserves are reflected in the period once the change in estimate is identified and included in total hospital and medical expenses in the financial statements.

ANNUAL STATEMENT FOR THE YEAR 2022 OF THE UnitedHealthcare of Wisconsin, Inc.

- **General Administrative Expenses** — General expenses that have been paid as of the reporting date in addition to general expenses that have been incurred but are not due until a subsequent period are reported as general administrative expenses. Pursuant to the terms of the Agreement (see Note 10), the Company pays a management fee to UHS in exchange for administrative and management services. Costs for items not included within the scope of the Agreement are directly expensed as incurred. State income taxes are also a component of GAE. A detailed review of the administrative expenses of the Company and UHS is performed to determine the allocation between CAE and GAE to be reported in the financial statements.
- **Federal Income Taxes Incurred** — The provision for federal income taxes incurred is calculated based on applying the statutory federal income tax rate of 21% to net income before federal income taxes and net realized capital gains (losses) subject to certain adjustments (see Note 9).

OTHER

- **Vulnerability Due to Certain Concentrations** — The Company is subject to substantial federal and state government regulation, including licensing and other requirements relating to the offering of the Company's existing products in new markets and offerings of new products, both of which may restrict the Company's ability to expand its business.

The Company has no commercial customers that individually exceed 10% of total direct premiums written and uncollected premiums, including receivables for contracts subject to redetermination, for the years ended December 31, 2022 and 2021.

Direct premiums written and uncollected premiums, including receivables for contracts subject to redetermination, from members and CMS related to the Medicare Plans as a percentage of total direct premiums written and total premiums and considerations, including receivables for contracts subject to redetermination, are 98% and 98% as of December 31, 2022 and 95% and 99% as of December 31, 2021, respectively.

Recently Issued Accounting Standards — The Company reviewed all recently issued guidance in 2022 and 2021 that has been adopted for 2022 or subsequent years' implementation and has determined that none of the items would have a significant impact to the financial statements.

D. **Going Concern**

The Company has the ability and will continue to operate for a period of time sufficient to carry out its commitments, obligations and business objectives.

2. **ACCOUNTING CHANGES AND CORRECTIONS OF ERRORS**

No changes in accounting principles or corrections of errors have been recorded during the years ended December 31, 2022 and 2021.

3. **BUSINESS COMBINATIONS AND GOODWILL**

A–E. The Company was not party to a business combination during the years ended December 31, 2022 and 2021, and does not carry goodwill in its financial statements.

4. **DISCONTINUED OPERATIONS**

A. **Discontinued Operation Disposed of or Classified as Held for Sale**

(1–4) The Company did not have any discontinued operations disposed of or classified as held for sale during 2022 and 2021.

B. Change in Plan of Sale of Discontinued Operation — Not applicable.

C. Nature of any Significant Continuing Involvement with Discontinued Operations after Disposal — Not applicable.

D. Equity Interest Retained in the Discontinued Operation after Disposal — Not applicable.

ANNUAL STATEMENT FOR THE YEAR 2022 OF THE UnitedHealthcare of Wisconsin, Inc.

5. INVESTMENTS

For purposes of calculating gross realized gains and losses on sales of investments, the amortized cost of each investment sold is used. The gross realized gains and losses on sales of long-term investments were \$15,461 and \$1,183,999, respectively, for 2022 and \$4,394,011 and \$374,727, respectively, for 2021. The gross realized gains and losses on sales of short-term investments were \$21 and \$285,824, respectively, for 2022 and \$74 and \$6,493, respectively, for 2021. The net realized loss or gain is included in net realized capital gains (losses) less taxes. Total proceeds on the sale of long-term investments were \$10,406,361 and \$165,150,483 and for short-term investments were \$113,834,850 and \$14,156,112 in 2022 and 2021, respectively.

As of December 31, 2022 and 2021, the book/adjusted carrying value, fair value, and gross unrecognized unrealized gains and losses of the Company's investments, excluding cash and cash equivalents of \$584,050,883 and \$187,855,520 respectively, are disclosed in the table below:

	2022				
	Book/Adjusted Carrying Value	Gross Unrecognized Unrealized Gains	Gross Unrecognized Unrealized Losses < 1 Year	Gross Unrecognized Unrealized Losses > 1 Year	Fair Value
U.S. government and agency securities	\$ 516,626,030	\$ 186,812	\$ 18,284,439	\$ 26,154,557	\$ 472,373,846
State and agency municipal securities	220,382,845	356,240	7,362,669	7,622,991	205,753,425
City and county municipal securities	248,954,798	98,133	7,603,577	12,200,488	229,248,866
Corporate debt securities	<u>1,127,321,899</u>	<u>406,134</u>	<u>42,799,797</u>	<u>55,707,463</u>	<u>1,029,220,773</u>
Total bonds and short-term investments	<u>\$ 2,113,285,572</u>	<u>\$ 1,047,319</u>	<u>\$ 76,050,482</u>	<u>\$ 101,685,499</u>	<u>\$ 1,936,596,910</u>

	2022				
	Book/Adjusted Carrying Value	Gross Unrecognized Unrealized Gains	Gross Unrecognized Unrealized Losses < 1 Year	Gross Unrecognized Unrealized Losses > 1 Year	Fair Value
Less than one year	\$ 285,140,003	\$ 24,503	\$ 1,113,671	\$ 1,040,447	\$ 283,010,388
One to five years	554,255,142	114,972	13,565,177	19,660,998	521,143,939
Five to ten years	680,312,106	654,681	28,753,553	41,451,374	610,761,860
Over ten years	<u>593,578,321</u>	<u>253,163</u>	<u>32,618,081</u>	<u>39,532,680</u>	<u>521,680,723</u>
Total bonds and short-term investments	<u>\$ 2,113,285,572</u>	<u>\$ 1,047,319</u>	<u>\$ 76,050,482</u>	<u>\$ 101,685,499</u>	<u>\$ 1,936,596,910</u>

	2021				
	Book/Adjusted Carrying Value	Gross Unrecognized Unrealized Gains	Gross Unrecognized Unrealized Losses < 1 Year	Gross Unrecognized Unrealized Losses > 1 Year	Fair Value
U.S. government and agency securities	\$ 454,027,228	\$ 6,444,574	\$ 2,934,283	\$ 96,869	\$ 457,440,650
State and agency municipal securities	186,122,638	7,853,012	879,962	-	193,095,688
City and county municipal securities	226,582,914	9,552,354	1,198,686	-	234,936,582
Corporate debt securities	<u>1,017,487,154</u>	<u>16,607,813</u>	<u>7,615,918</u>	<u>1,215,190</u>	<u>1,025,263,859</u>
Total bonds and short-term investments	<u>\$ 1,884,219,934</u>	<u>\$ 40,457,753</u>	<u>\$ 12,628,849</u>	<u>\$ 1,312,059</u>	<u>\$1,910,736,779</u>

Included in U.S. government and agency securities and corporate debt securities in the tables above are mortgage-related loan-backed securities, which do not have a single maturity date. For the years to maturity table above, these securities have been presented in the maturity group based on the securities' final maturity date and at a book/adjusted carrying value of \$549,907,612 and fair value of \$489,830,222.

ANNUAL STATEMENT FOR THE YEAR 2022 OF THE UnitedHealthcare of Wisconsin, Inc.

The following table illustrates the fair value and gross unrecognized unrealized losses, aggregated by investment category and length of time that the individual securities have been in a continuous unrecognized unrealized loss position as of December 31, 2022 and 2021:

	2022					
	< 1 Year		> 1 Year		Total	
	Fair Value	Gross Unrecognized Unrealized Losses	Fair Value	Gross Unrecognized Unrealized Losses	Fair Value	Gross Unrecognized Unrealized Losses
U.S. government and agency securities	\$ 294,408,095	\$ 18,284,439	\$ 146,701,385	\$ 26,154,557	\$ 441,109,480	\$ 44,438,996
State and agency municipal securities	139,501,342	7,362,669	34,517,009	7,622,991	174,018,351	14,985,660
City and county municipal securities	150,933,732	7,603,577	58,001,536	12,200,488	208,935,268	19,804,065
Corporate debt securities	634,635,423	42,799,797	351,093,770	55,707,463	985,729,193	98,507,260
Total bonds and short-term investments	\$ 1,219,478,592	\$ 76,050,482	\$ 590,313,700	\$ 101,685,499	\$ 1,809,792,292	\$ 177,735,981

	2021					
	< 1 Year		> 1 Year		Total	
	Fair Value	Gross Unrecognized Unrealized Losses	Fair Value	Gross Unrecognized Unrealized Losses	Fair Value	Gross Unrecognized Unrealized Losses
U.S. government and agency securities	\$ 248,771,703	\$ 2,934,283	\$ 4,459,119	\$ 96,869	\$ 253,230,822	\$ 3,031,152
State and agency municipal securities	41,260,038	879,962	-	-	41,260,038	879,962
City and county municipal securities	69,003,026	1,198,686	-	-	69,003,026	1,198,686
Corporate debt securities	497,376,708	7,615,918	21,816,063	1,215,190	519,194,771	8,831,108
Total bonds and short-term investments	\$ 856,413,475	\$ 12,628,849	\$ 26,275,182	\$ 1,312,059	\$ 882,688,657	\$ 13,940,908

The unrecognized unrealized losses on investments in U.S. government and agency securities, state and agency municipal securities, city and county municipal securities, and corporate debt securities at December 31, 2022 and 2021, were mainly caused by interest rate fluctuations and not by unfavorable changes in the credit ratings associated with these securities. The Company evaluates impairment at each reporting period for each of the securities whereby the fair value of the investment is less than its book/adjusted carrying value. The contractual cash flows of the U.S. government and agency securities are guaranteed either by the U.S. government or an agency of the U.S. government. It is expected that the securities would not be settled at a price less than the cost of the investment, and the Company does not intend to sell the investment until the unrealized loss is fully recovered. The Company assessed the credit quality of the state and agency municipal securities, city and county municipal securities and corporate debt securities, noting whether a significant deterioration since purchase or other factors that may indicate an other-than temporary impairment ("OTTI"), such as the length of time and extent to which fair value has been less than cost, the financial condition, and near term prospects of the issuer as well as specific events or circumstances that may influence the operations of the issuer and the Company's intent to sell the investment. Additionally, the Company evaluated its intent and ability to retain loan-backed securities for a period of time sufficient to recover the amortized cost. As a result of these reviews, the Company recorded an OTTI of \$659,713 and \$52 as of December 31, 2022 and 2021, respectively, which are included in net realized capital gains (losses) less taxes in the financial statements.

A-C. The Company has no mortgage loans, real estate loans, restructured debt, or reverse mortgages. The Company also has no real estate property occupied by the Company, real estate property held for the production of income, or real estate property held for sale.

D. Loan-Backed Securities

- (1) U.S. government and agency securities and corporate debt securities include loan-backed securities (mortgage-backed securities and asset-backed securities), which are valued using the retrospective adjustment methodology. Prepayment assumptions for the determination of the book/adjusted carrying value, commonly referred to as amortized cost, of loan-backed securities are based on a three-month constant prepayment rate history obtained from external data source vendors.
- (2) The Company did not recognize any OTTIs on loan-backed securities as of December 31, 2022.
- (3) The Company did not have any loan-backed securities with OTTIs to report by CUSIP as of December 31, 2022 or 2021.

ANNUAL STATEMENT FOR THE YEAR 2022 OF THE UnitedHealthcare of Wisconsin, Inc.

- (4) The following table illustrates the fair value, gross unrecognized unrealized losses, and length of time that the loan-backed securities have been in a continuous unrecognized unrealized loss position as of December 31, 2022 and 2021:

2022	
The aggregate amount of unrealized losses:	
1. Less than 12 months	\$ 25,011,788
2. 12 months or longer	35,245,449
The aggregate related fair value of securities with unrealized losses:	
1. Less than 12 months	294,526,090
2. 12 months or longer	186,791,228
2021	
The aggregate amount of unrealized losses:	
1. Less than 12 months	\$ 4,052,588
2. 12 months or longer	161,955
The aggregate related fair value of securities with unrealized losses:	
1. Less than 12 months	249,671,748
2. 12 months or longer	5,729,828

- (5) The Company believes that it will continue to collect timely the principal and interest due on its loan-backed securities that have an amortized cost in excess of fair value. The unrealized losses were primarily caused by interest rate changes and not by unfavorable changes in the credit quality associated with these securities that impacted the assessment on collectability of principal and interest. At each reporting period, the Company evaluates available-for-sale debt securities for any credit-related impairment when the fair value of the investment is less than its amortized cost. The Company evaluated the expected cash flows and the underlying credit quality and credit ratings of the issuers, noting no significant credit deterioration since purchase. As of December 31, 2022, the unrealized loss on any security that the Company classified as available for sale was not material to the Company's investment portfolio. Any other securities in an unrealized loss position as of December 31, 2022, the Company considers to be temporary.

- E. Dollar Repurchase Agreements and/or Securities Lending Transactions** — Not applicable.
- F. Repurchase Agreements Transactions Accounted for as Secured Borrowing** — Not applicable.
- G. Reverse Repurchase Agreements Transactions Accounted for as Secured Borrowing** — Not applicable.
- H. Repurchase Agreements Transactions Accounted for as a Sale** — Not applicable.
- I. Reverse Repurchase Agreements Transactions Accounted for as a Sale** — Not applicable.
- J. Real Estate** — Not applicable.
- K. Low-Income Housing Tax Credits** — Not applicable.

ANNUAL STATEMENT FOR THE YEAR 2022 OF THE UnitedHealthcare of Wisconsin, Inc.

L. Restricted Assets —

(1) Restricted assets, including pledged securities as of December 31, 2022 and 2021, are presented below:

Restricted Asset Category	1 Total Gross (Admitted & Nonadmitted) Restricted From Current Year	2 Total Gross (Admitted & Nonadmitted) Restricted From Prior Year	3 Increase/ (Decrease) (1 Minus 2)	4 Total Current Year Nonadmitted Restricted	5 Total Current Year Admitted Restricted (1 minus 4)	6 Gross (Admitted & Nonadmitted) Restricted to Total Assets (a)	7 Admitted Restricted to Total Admitted Assets (b)
a. Subject to contractual obligation for which liability is not shown	\$ -	\$ -	\$ -	\$ -	\$ -	0 %	0 %
b. Collateral held under security lending agreements	-	-	-	-	-	0 %	0 %
c. Subject to repurchase agreements	-	-	-	-	-	0 %	0 %
d. Subject to reverse repurchase agreements	-	-	-	-	-	0 %	0 %
e. Subject to dollar repurchase agreements	-	-	-	-	-	0 %	0 %
f. Subject to dollar reverse repurchase agreements	-	-	-	-	-	0 %	0 %
g. Placed under option contracts	-	-	-	-	-	0 %	0 %
h. Letter stock or securities restricted as to sale—excluding FHLB capital stock	-	-	-	-	-	0 %	0 %
i. FHLB capital stock	-	-	-	-	-	0 %	0 %
j. On deposit with states	13,642,069	12,279,026	1,363,043	-	13,642,069	<1 %	<1 %
k. On deposit with other regulatory bodies	-	-	-	-	-	0 %	0 %
l. Pledged as collateral to FHLB (including assets backing funding agreements)	-	-	-	-	-	0 %	0 %
m. Pledged as collateral not captured in other categories	-	-	-	-	-	0 %	0 %
n. Other restricted assets	-	-	-	-	-	0 %	0 %
o. Total restricted assets	\$ 13,642,069	\$ 12,279,026	\$ 1,363,043	\$ -	\$ 13,642,069	0 %	0 %

(a) Column 1 divided by Asset Page, Column 1, Line 28
(b) Column 5 divided by Asset Page, Column 3, Line 28

(2-4) The Company has no assets pledged as collateral not captured in other categories and no other restricted assets as of December 31, 2022 or 2021.

M. Working Capital Finance Investments — Not applicable.

N. Offsetting and Netting of Assets and Liabilities

The Company does not have any offsetting or netting of assets and liabilities as it relates to derivatives, repurchase and reverse repurchase agreements, and securities borrowing and securities lending activities.

O. 5GI Securities

The Company does not have any investments with an NAIC designation of 5GI as of December 31, 2022 and 2021.

ANNUAL STATEMENT FOR THE YEAR 2022 OF THE UnitedHealthcare of Wisconsin, Inc.

P. Short Sales — Not applicable.

Q. Prepayment Penalty and Acceleration Fees

The following table illustrates prepayment penalty and acceleration fees as of December 31, 2022:

	<u>General Account</u>
1. Number of CUSIPs	112
2. Aggregate Amount of Investment Income	\$ 189,346

R. Reporting Entity's Share of Cash Pool by Asset Type —

The Company's investment in the qualified cash pool is reported in cash equivalents. The Company's investment in the qualified cash pool is \$905,348 and \$890,011 as of December 31, 2022 and December 31, 2021, respectively. The following table presents the percent share distribution by underlying asset type of the total qualified cash pool balance as of December 31, 2022:

<u>Asset Type</u>	<u>Percent Share</u>
(1) Cash	0%
(2) Cash Equivalents	63%
(3) Short-Term Investments	37%
(4) Total	<u>100%</u>

6. JOINT VENTURES, PARTNERSHIPS, AND LIMITED LIABILITY COMPANIES

A–B. The Company has no investments in joint ventures, partnerships, or limited liability companies that exceed 10% of admitted assets and did not recognize any impairment write-down for its investments in joint ventures, partnerships, and limited liability companies during the statement periods.

7. INVESTMENT INCOME

A. The Company excludes all investment income due and accrued amounts that are over 90 days past due from the financial statements.

B. There were no investment income amounts excluded from the financial statements.

8. DERIVATIVE INSTRUMENTS

A–B. The Company has no derivative instruments.

ANNUAL STATEMENT FOR THE YEAR 2022 OF THE UnitedHealthcare of Wisconsin, Inc.

9. INCOME TAXES

The Company is included in the consolidated federal income tax return with its ultimate parent, UnitedHealth Group. The Company does not expect to be liable for the Corporate Alternative Minimum Tax in 2023.

A. Deferred Tax Asset/Liability

(1) The components of the net deferred tax asset at December 31, 2022 and 2021 are as follows:

	2022			2021			Change		
	1 Ordinary	2 Capital	3 (Col 1+2) Total	4 Ordinary	5 Capital	6 (Col 4+5) Total	7 (Col 1 - 4) Ordinary	8 (Col 2 - 5) Capital	9 (Col 7+8) Total
(a) Gross deferred tax assets	\$ 22,303,559	\$ 2,375,501	\$ 24,679,060	\$ 16,600,700	\$ 24,627	\$ 16,625,327	\$ 5,702,859	\$ 2,350,874	\$ 8,053,733
(b) Statutory valuation allowance adjustments	-	2,375,501	2,375,501	-	24,627	24,627	-	2,350,874	2,350,874
(c) Adjusted gross deferred tax assets (1a - 1b)	22,303,559	-	22,303,559	16,600,700	-	16,600,700	5,702,859	-	5,702,859
(d) Deferred tax assets nonadmitted	-	-	-	-	-	-	-	-	-
(e) Subtotal net admitted deferred tax asset (1c - 1d)	22,303,559	-	22,303,559	16,600,700	-	16,600,700	5,702,859	-	5,702,859
(f) Deferred tax liabilities	395,233	-	395,233	526,978	-	526,978	(131,745)	-	(131,745)
(g) Net admitted deferred tax asset/(net deferred tax liability) (1e - 1f)	\$ 21,908,326	\$ -	\$ 21,908,326	\$ 16,073,722	\$ -	\$ 16,073,722	\$ 5,834,604	\$ -	\$ 5,834,604

(2) The components of the adjusted gross deferred tax assets admissibility calculation under Statement of Statutory Accounting Principles ("SSAP") No. 101, *Income Taxes*, are as follows:

Admission Calculation Components SSAP No. 101	2022			2021			Change		
	1 Ordinary	2 Capital	3 (Col 1 + 2) Total	4 Ordinary	5 Capital	6 (Col 4 + 5) Total	7 (Col 1 - 4) Ordinary	8 (Col 2 - 5) Capital	9 (Col 7 + 8) Total
(a) Federal income taxes paid in prior years recoverable through loss carrybacks	\$ 22,303,559	\$ -	\$ 22,303,559	\$ 16,600,700	\$ -	\$ 16,600,700	\$ 5,702,859	\$ -	\$ 5,702,859
(b) Adjusted gross deferred tax assets expected to be realized (excluding the amount of deferred tax assets from 2(a) above) after application of the threshold limitation. (The lesser of 2(b)1 and 2(b)2 below)	-	-	-	-	-	-	-	-	-
1. Adjusted gross deferred tax assets expected to be realized following the balance sheet date	-	-	-	-	-	-	-	-	-
2. Adjusted gross deferred tax assets allowed per limitation threshold	XXX	XXX	232,194,870	XXX	XXX	179,876,361	XXX	XXX	52,318,509
(c) Adjusted gross deferred tax assets (excluding the amount of deferred tax assets from 2(a) and 2(b) above) offset by gross deferred tax liabilities	-	-	-	-	-	-	-	-	-
(d) Deferred tax assets admitted as the result of application of SSAP No. 101									
Total (2(a) + 2(b) + 2(c))	\$ 22,303,559	\$ -	\$ 22,303,559	\$ 16,600,700	\$ -	\$ 16,600,700	\$ 5,702,859	\$ -	\$ 5,702,859

ANNUAL STATEMENT FOR THE YEAR 2022 OF THE UnitedHealthcare of Wisconsin, Inc.

(3) The ratio percentage and adjusted capital and surplus used to determine the recovery period and threshold limitations for the admissibility calculation are presented below:

	2022	2021
(a) Ratio percentage used to determine recovery period and threshold limitation amount	>300%	>300%
(b) Amount of adjusted capital and surplus used to determine recovery period and threshold limitation in 2(b)(2) above	\$ 1,547,965,798	\$ 1,199,175,739

(4) The impact to the gross deferred tax assets balances as a result of tax-planning strategies as of December 31, 2022 and 2021 is presented below:

Impact of Tax-Planning Strategies	2022		2021		Change	
	1	2	3	4	5	6
	Ordinary	Capital	Ordinary	Capital	(Col 1 - 3) Ordinary	(Col 2 - 4) Capital
(a) Determination of adjusted gross deferred tax assets and net admitted deferred tax assets by tax character as a percentage.						
1. Adjusted gross DTAs amount from Note 9A1(c)	\$ 22,303,559	\$ -	\$ 16,600,700	\$ -	\$ 5,702,859	\$ -
2. Percentage of adjusted gross DTAs by tax character attributable to the impact of tax-planning strategies	- %	- %	- %	- %	- %	- %
3. Net admitted adjusted gross DTAs amount from Note 9A1(e)	\$ 22,303,559	\$ -	\$ 16,600,700	\$ -	\$ 5,702,859	\$ -
4. Percentage of net admitted adjusted gross DTAs by tax character admitted because of the impact of tax-planning strategies	- %	- %	- %	- %	- %	- %
(b) Does the Company's tax-planning strategies include the use of reinsurance?			Yes	_____	No	X _____

B. Unrecognized Deferred Tax Liabilities

(1-4) There are no unrecognized deferred tax liabilities for the years ended December 31, 2022 and 2021.

C. Significant Components of Income Taxes

(1) The current federal and foreign income taxes incurred for the years ended December 31, 2022 and 2021 are as follows:

	1 2022	2 2021	3 (Col 1 - 2) Change
1. Current income tax			
(a) Federal	\$ 234,942,728	\$ 170,970,157	\$ 63,972,571
(b) Foreign	-	-	-
(c) Subtotal (1a+1b)	234,942,728	170,970,157	63,972,571
(d) Federal income tax on net capital (losses) gains	(409,521)	887,581	(1,297,102)
(e) Utilization of capital loss carryforwards	-	-	-
(f) Other	-	-	-
(g) Federal and foreign income taxes incurred (1c+1d+1e+1f)	<u>\$ 234,533,207</u>	<u>\$ 171,857,738</u>	<u>\$ 62,675,469</u>

ANNUAL STATEMENT FOR THE YEAR 2022 OF THE UnitedHealthcare of Wisconsin, Inc.

(2-4) The tax effects of temporary differences that give rise to significant portions of the deferred tax assets and liabilities as of December 31, 2022 and 2021, are as follows:

	1	2	3
	2022	2021	(Col 1 - 2) Change
2 Deferred tax assets:			
(a) Ordinary:			
(1) Discounting of unpaid losses	\$ 3,493,705	\$ 2,807,512	\$ 686,193
(2) Unearned premium reserve	523,734	460,505	63,229
(3) Policyholder reserves	-	-	-
(4) Investments	-	-	-
(5) Deferred acquisition costs	-	-	-
(6) Policyholder dividends accrual	-	-	-
(7) Fixed assets	-	-	-
(8) Compensation and benefits accrual	-	-	-
(9) Pension accrual	-	-	-
(10) Receivables — nonadmitted	18,279,225	13,324,505	4,954,720
(11) Net operating loss carryforward	-	-	-
(12) Tax credit carryforward	-	-	-
(13) Other	6,895	8,178	(1,283)
(99) Subtotal (sum of 2a1 through 2a13)	22,303,559	16,600,700	5,702,859
(b) Statutory valuation allowance adjustment	-	-	-
(c) Nonadmitted	-	-	-
(d) Admitted ordinary deferred tax assets (2a99 - 2b - 2c)	22,303,559	16,600,700	5,702,859
(e) Capital:			
(1) Investments	-	-	-
(2) Net capital loss carryforward	-	-	-
(3) Real estate	-	-	-
(4) Other	2,375,501	24,627	2,350,874
(99) Subtotal (2e1+2e2+2e3+2e4)	2,375,501	24,627	2,350,874
(f) Statutory valuation allowance adjustment	2,375,501	24,627	2,350,874
(g) Nonadmitted	-	-	-
(h) Admitted capital deferred tax assets (2e99 - 2f - 2g)	-	-	-
(i) Admitted deferred tax assets (2d + 2h)	22,303,559	16,600,700	5,702,859
3 Deferred tax liabilities:			
(a) Ordinary:			
(1) Investments	-	-	-
(2) Fixed assets	-	-	-
(3) Deferred and uncollected premium	-	-	-
(4) Policyholder reserves	-	-	-
(5) Other	395,233	526,978	(131,745)
(99) Subtotal (3a1+3a2+3a3+3a4+3a5)	395,233	526,978	(131,745)
(b) Capital:			
(1) Investments	-	-	-
(2) Real estate	-	-	-
(3) Other	-	-	-
(99) Subtotal (3b1+3b2+3b3)	-	-	-
(c) Deferred tax liabilities (3a99 + 3b99)	395,233	526,978	(131,745)
4 Net deferred tax assets/liabilities (2i - 3c)	\$ 21,908,326	\$ 16,073,722	\$ 5,834,604

The Company assessed the potential realization of the gross deferred tax asset and established a valuation allowance to reduce the gross deferred tax asset which represents the amount of the asset estimated to be recoverable via carryback of losses and reduction of future taxes. The change in the valuation allowance is attributable to the change in timing of deductibility of expenses and/or expectations for future taxable income.

ANNUAL STATEMENT FOR THE YEAR 2022 OF THE UnitedHealthcare of Wisconsin, Inc.

- D. The provision for federal income taxes incurred is different from that which would be obtained by applying the statutory federal income tax rate of 21% to net income before federal income taxes incurred, plus capital gains (benefit) tax. A summarization of the significant items causing this difference as of December 31, 2022 and 2021 is as follows:

	2022		2021	
	Amount	Effective Tax Rate	Amount	Effective Tax Rate
Tax provision at the federal statutory rate	\$ 234,720,857	21%	\$ 173,241,573	21%
Tax-exempt interest	(1,068,189)	-	(1,068,308)	-
Health insurer fee	-	-	-	-
Tax effect of nonadmitted assets	(4,954,065)	-	1,637,703	-
Change in statutory valuation allowance	2,350,874	-	24,627	-
Total statutory income taxes	\$ 231,049,477	21%	\$ 173,835,595	21%
Federal income taxes incurred	\$ 234,942,728	21%	\$ 170,970,157	21%
Capital gains tax	(409,521)	-	887,581	-
Change in net deferred income tax	(3,483,730)	-	1,977,857	-
Total statutory income taxes	\$ 231,049,477	21%	\$ 173,835,595	21%

- E. At December 31, 2022, the Company had no net operating loss carryforwards.

Current federal income taxes recoverable of \$38,000,793 and \$19,392,261 as of December 31, 2022 and 2021, respectively, are included in the financial statements. Federal income taxes paid, net of refunds, were \$253,141,739 and \$152,315,119 in 2022 and 2021, respectively.

Federal income taxes incurred of \$234,533,207 and \$171,857,738 for 2022 and 2021, respectively, are available for recoupment in the event of future net losses.

The Company has not admitted any aggregate amounts of deposits that are included within Section 6603 ("Deposits made to suspend running of interest on potential underpayments, etc.") of the Internal Revenue Service ("IRS") Code.

- F. The Company is included in the consolidated federal income tax return with its ultimate parent, UnitedHealth Group. The entities included within the consolidated return are included in the NAIC Statutory Statement Schedule Y - Information Concerning Activities of Insurer Members Of A Holding Company Group. Federal income taxes are paid to or refunded by UnitedHealth Group pursuant to the terms of a tax-sharing agreement, approved by the Board of Directors, under which taxes approximate the amount that would have been computed on a separate company basis, with the exception of net operating losses and capital losses. For these losses the Company receives a benefit at the federal rate in the current year for current taxable losses incurred in that year to the extent losses can be utilized in the consolidated federal return of UnitedHealth Group. UnitedHealth Group currently files income tax returns in the U.S. federal jurisdiction, various states, and foreign jurisdictions. The U.S. IRS has completed exams on UnitedHealth Group's consolidated income tax returns for fiscal years 2016 and prior. UnitedHealth Group's 2017 through 2020 tax returns are under review by the IRS under its Compliance Assurance Program. With the exception of a few states, UnitedHealth Group is no longer subject to income tax examinations prior to the 2014 tax year. In general, the Company is subject to examination in non-U.S. jurisdictions for years 2015 and forward. The Company does not believe any adjustments that may result from these examinations will be material to the Company.
- G. **Tax Contingencies** — Not applicable.
- H. **Repatriation Transition Tax** — Not applicable.
- I. **Alternative Minimum Tax Credit** — Not applicable.

10. INFORMATION CONCERNING PARENT, SUBSIDIARIES, AND AFFILIATES

A–B. In the ordinary course of business, the Company contracts with several affiliates to provide a wide variety of services to the Company's members. These agreements are filed with and approved by the WOCI according to Management's understanding of the current requirements and standards. Within the confines of the applicable filed and approved agreements (including subsequent amendments thereto), the amount and types of services provided by these affiliated entities can change year over year.

UHS maintains a private short-term investment pool in which affiliated companies may participate (see Note 1). At December 31, 2022 and 2021, the Company's portion was \$905,348 and \$890,011, respectively and is included in cash equivalents in the financial statements.

The Company has a tax-sharing agreement with UnitedHealth Group (see Note 9).

The Company paid dividends of \$500,000,000 and \$550,000,000 in 2022 and 2021, respectively, to its parent (see Note 13).

The Company held a \$250,000,000 subordinated revolving credit agreement with UHG at an interest rate of London InterBank Offered Rate plus a margin of 0.50%. This credit agreement was subordinate to the extent it did not conflict with any credit facility held by either party. The agreement was terminated effective December 31, 2022. No amounts were outstanding under the line of credit as of December 31, 2022 and 2021.

The Company has a subordinated revolving credit agreement with UHS at an interest rate of London InterBank Offered Rate plus a margin of 0.50%. Under this agreement, UHS can borrow money on a short-term basis from the Company. The aggregate principal amount that may be outstanding at any time is the lesser of 3% of the Company's admitted assets or 25% of the Company's policyholder surplus as of the preceding December 31. As of December 31, 2022 and 2021, there were no outstanding balances under this agreement. The total amount of interest earned through the reporting period is \$52,420 and \$14,137, as of December 31, 2022 and 2021, respectively. Per prescribed accounting practices adopted by WOCI, any receivable amounts would be nonadmitted. Due to the elimination of LIBOR as an interest rate benchmark in 2023, this agreement will be modified/amended in 2023.

ANNUAL STATEMENT FOR THE YEAR 2022 OF THE UnitedHealthcare of Wisconsin, Inc.

The Company has entered into reinsurance agreements with affiliated entities (see Note 23).

C. Transactions With Related Parties Who Are Not Reported On Schedule Y

The Company has no material related party transactions that meet the disclosure requirements pursuant to SSAP No. 25, *Affiliates and Other Related Parties* ("SSAP No. 25") that are not included in NAIC Statutory Statement Schedule Y—Part 2 Summary Of Insurer's Transactions With Any Affiliates.

D. At December 31, 2022 and 2021, the Company reported \$102,261,937 and \$101,992,599, respectively, as amounts due to parent, subsidiaries, and affiliates, which are included in the financial statements. These balances are generally settled within 90 days from the incurred date. Any balances due to the Company that are not settled within 90 days are considered nonadmitted assets. There was \$60,017,174 and \$51,184,006 in receivables from parent, subsidiaries, and affiliates as of December 31, 2022 and 2021, respectively which have been nonadmitted as required by the WOCI.

E. The administrative services, access fees, and cost of care services provided by affiliates are calculated using one or more of the following methods: (1) a percentage of premiums; (2) use of assets; (3) direct pass-through of charges; (4) per member per month; (5) per employee per month; (6) per claim; or (7) a combination thereof consistent with the provisions contained in each contract. These amounts are included in GAE, CAE, and hospital and medical expenses in the financial statements. The following table identifies the amounts reported for the administrative services, access fees, and cost of care services provided by related parties for the years ended December 31, 2022 and 2021, which meet the disclosure requirements pursuant to SSAP No. 25, regardless of the effective date of the contract:

	2022	2021
UHS	\$ 898,705,642	\$ 762,582,638
OptumRx	869,507,025	630,058,252
naviHealth, Inc.	447,786,988	285,044,203
Optum Care Networks, Inc.	211,347,411	-
United Behavioral Health	161,800,072	133,750,424
XLHome, P.C.	138,155,385	48,321,606
Optum Health Networks, Inc.	112,096,096	105,292,397
OptumInsight, Inc.	26,392,909	21,689,105

UHS provides, or arranges for the provision of, management, administrative, and other services deemed necessary or appropriate for UHS to provide management and operational support to the Company. The services can include, but are not limited to, the categories of management and operational services outlined in the Agreement, such as human resources, legal, facilities, general administration, treasury and investment functions, claims adjudication and payment, benefit administration, disease management, health care decision support, medical management, credentialing, preventative health services, utilization management reporting and expenses incurred for new business that will be effective in the subsequent year.

OptumRx provides services that may include, but are not limited to, administrative services related to pharmacy management and pharmacy claims processing for enrollees, manufacturer rebate administration, pharmacy incentive services, specialty drug pharmacy services, durable medical equipment services including orthotics and prosthetics and personal health products catalogues showing the healthcare products and benefit credits enrollees needed to redeem the respective products.

naviHealth, Inc. provides comprehensive post-acute services and care delivery.

Optum Care Networks, Inc. provides medical services to the Company's members.

United Behavioral Health provides services related to mental health and substance abuse treatment.

XLHome, P.C. provides medical services to the Company's member

Optum Health Networks, Inc. provides services that may include, but are not limited to, care management services to eligible members and/or arranging for the delivery of clinical services to the Company's enrollees.

OptumInsight, Inc. provides services that may include, but are not limited to, coordination of benefits and data mining, Retrospective Fraud and Waste Abuse, subrogation and audit services. All recoveries are returned to the Company by OptumInsight, Inc. on a monthly basis.

ANNUAL STATEMENT FOR THE YEAR 2022 OF THE UnitedHealthcare of Wisconsin, Inc.

The Company has premium payments that are received and claim payments and direct expenses such as broker commissions, WOCI exam fees, ACA assessments and premium taxes that are processed and paid by an affiliated UnitedHealth Group entity. Premiums, claims, and direct expenses applicable to the Company are settled at regular intervals throughout the month via the intercompany settlement process and any amounts outstanding are reflected in payable amounts due to parent, subsidiaries, and affiliates, in the financial statements.

- F. UHS provides a guarantee to the Ohio Department of Insurance that the Company is able to meet the minimum capital and surplus requirement.
- G. The Company is part of an insurance holding company system with UnitedHealth Group as the ultimate parent. Management believes that the Company's transactions with affiliates are fair and reasonable; however, operations of the Company may not be indicative of those that would have occurred if it had operated as an independent company.
- H. The Company does not have any amount deducted from the value of an upstream intermediate entity or ultimate parent owned, either directly or indirectly, via a downstream subsidiary, controlled, or affiliated entity.
- I. The Company does not have any investments in a subsidiary, controlled, or affiliated entity that exceeds 10% of admitted assets.
- J. The Company does not have any investments in impaired subsidiaries, controlled, or affiliated entities.
- K. The Company does not have any investments in foreign insurance subsidiaries.
- L. The Company does not hold any investments in a downstream noninsurance holding company.
- M. The Company does not have any investments in noninsurance subsidiaries, controlled, or affiliated entities.
- N. The Company does not have any investments in insurance subsidiaries, controlled, or affiliated entities.
- O. The Company does not have any investments in subsidiary, controlled, or affiliated entities or joint ventures, partnerships and limited liability companies in which the Company's share of losses exceeds the investment.

11. DEBT

- A–B. The Company had no outstanding debt with third-parties or outstanding Federal Home Loan Bank agreements during 2022 and 2021.

12. RETIREMENT PLANS, DEFERRED COMPENSATION, POSTEMPLOYMENT BENEFITS AND COMPENSATED ABSENCES AND OTHER POSTRETIREMENT BENEFIT PLANS

- A–I. The Company has no defined benefit plans, defined contribution plans, multiemployer plans, consolidated/holding company plans, postemployment benefits, or compensated absences plans and is not impacted by the Medicare Modernization Act on postretirement benefits, since all personnel are employees of UHS, which provides services to the Company under the terms of the Agreement (see Note 10).

13. CAPITAL AND SURPLUS, DIVIDEND RESTRICTIONS, AND QUASI-REORGANIZATIONS

- A–B. The Company has 1,000,000 shares authorized and 100,000 shares issued and outstanding of \$10 par value common stock. The Company has no preferred stock outstanding. All issued and outstanding shares of common stock are held by the Company's parent, UHC.
- C. Dividend payment requirements are outlined in the domiciliary state statutes and may be further restricted by the WOCI.
- D. The Company paid extraordinary cash dividends of \$100,000,000, \$100,000,000 and \$300,000,000 on June 21, 2022, September 15, 2022 and December 19, 2022, respectively, to UHC, which was not disapproved by the WOCI and recorded as a reduction to unassigned surplus in the financial statements.

The Company paid extraordinary cash dividends of \$50,000,000, \$400,000,000 and \$100,000,000 on February 23, 2021, September 29, 2021 and December 23, 2021, respectively, to UHC, which was not disapproved by the WOCI and recorded as a reduction to unassigned surplus in the financial statements.

ANNUAL STATEMENT FOR THE YEAR 2022 OF THE UnitedHealthcare of Wisconsin, Inc.

- E. The amount of ordinary dividends that may be paid out during any given period is subject to certain restrictions as specified by state statute.
- F. There are no restrictions placed on the Company's unassigned surplus.
- G. The Company is not a mutual reciprocal or a similarly organized entity and does not have advances to surplus not repaid.
- H. The Company does not hold any stock, including stock of affiliated companies for special purposes, such as conversion of preferred stock, employee stock options, or stock purchase warrants.
- I. The Company does not have any special surplus funds.
- J. The portion of unassigned surplus, excluding the change net income and dividends, represented (or reduced) by each item below is as follows:

	2022	2021
Unrealized capital losses on investments	\$ (11,194,639)	\$ (117,269)
Net deferred income taxes	21,908,326	16,073,722
Nonadmitted assets	<u>(87,048,998)</u>	<u>(63,848,534)</u>
Total	<u>\$ (76,335,311)</u>	<u>\$ (47,892,081)</u>

- K-M. The Company does not have any outstanding surplus notes and has never been a party to a quasi-reorganization.

14. LIABILITIES, CONTINGENCIES AND ASSESSMENTS

A. Contingent Commitments

The Company has no contingent commitments.

B. Assessments

The Company is not aware of any guaranty fund assessments or premium tax offsets, potential or accrued, that could have a material financial effect on the operations of the entity.

C. Gain Contingencies

The Company is not aware of any gain contingencies that should be disclosed in the financial statements.

D. Claims Related Extra Contractual Obligation and Bad Faith Losses Stemming from Lawsuits — Not applicable.

E. Joint and Several Liabilities — Not applicable.

F. All Other Contingencies

The Company's business is regulated at the federal, state, and local levels. The laws and rules governing the Company's business and interpretations of those laws and rules are subject to frequent change. Broad latitude is given to the agencies administering those regulations. Further, the Company must obtain and maintain regulatory approvals to market and sell many of its products.

ANNUAL STATEMENT FOR THE YEAR 2022 OF THE UnitedHealthcare of Wisconsin, Inc.

The Company has been, or is currently involved, in various governmental investigations, audits and reviews. These include routine, regular and special investigations, audits and reviews by CMS, state insurance and health and welfare departments and other governmental authorities. The Company cannot reasonably estimate the range of loss, if any, that may result from any material government investigations, audits and reviews in which it is currently involved given the inherent difficulty in predicting regulatory action, fines and penalties, if any, and the various remedies and levels of judicial review available to the Company in the event of an adverse finding.

On February 14, 2017, the Department of Justice ("DOJ") announced its decision to pursue certain claims within a lawsuit initially asserted against the Company and filed under seal by a whistleblower in 2011. The whistleblower's complaint, which was unsealed on February 15, 2017, alleges that the Company made improper risk adjustment submissions and violated the False Claims Act. On February 12, 2018, the court granted in part and denied in part the Company's motion to dismiss. In May 2018, the DOJ moved to dismiss the Company's counterclaims, which were filed in March 2018, and moved for partial summary judgment. In March 2019, the court denied the government's motion for partial summary judgment and dismissed the Company's counterclaims without prejudice. The Company cannot reasonably estimate the outcome that may result from this matter given its procedural status.

Because of the nature of its businesses, the Company is frequently made party to a variety of legal actions and regulatory inquiries, including class actions and suits brought by members, care providers, consumer advocacy organizations, customers and regulators, relating to the Company's businesses, including management and administration of health benefit plans and other services.

The Company records liabilities for its estimates of probable costs resulting from these matters where appropriate. Estimates of costs resulting from legal and regulatory matters involving the Company are inherently difficult to predict, particularly where the matters involve: indeterminate claims for monetary damages or may involve fines, penalties or punitive damages; present novel legal theories or represent a shift in regulatory policy; involve a large number of claimants or regulatory bodies; are in the early stages of the proceedings; or could result in a change in business practices. Accordingly, the Company is often unable to estimate the losses or ranges of losses for those matters where there is a reasonable possibility, or it is probable that a loss may be incurred. Although the outcomes of any such legal actions cannot be predicted, in the opinion of management, the resolution of any currently pending or threatened actions will not have a material adverse effect on the financial statements of the Company.

The Company routinely evaluates the collectability of all receivable amounts included in the financial statements. Impairment reserves are established for those amounts where collectability is uncertain. Based on the Company's past experience, exposure related to uncollectible balances and the potential of loss for those balances not currently reserved for is not material to the Company's statutory basis financial condition.

There are no other assets that the Company considers to be impaired at December 31, 2022 and 2021, except as disclosed in Note 5.

15. LEASES

A-B. According to the Agreement between the Company and UHS (see Note 10), operating leases for the rental of office facilities and equipment are the responsibility of UHS. Fees associated with the lease agreements are included as a component of the Company's management fee.

16. INFORMATION ABOUT FINANCIAL INSTRUMENTS WITH OFF-BALANCE-SHEET RISK AND FINANCIAL INSTRUMENTS WITH CONCENTRATIONS OF CREDIT RISK

(1-4) The Company does not hold any financial instruments with off-balance-sheet risk or have any concentrations of credit risk.

17. SALE, TRANSFER, AND SERVICING OF FINANCIAL ASSETS AND EXTINGUISHMENTS OF LIABILITIES

A-C. The Company did not participate in any transfer of receivables, financial assets or wash sales.

18. GAIN OR LOSS TO THE REPORTING ENTITY FROM UNINSURED PLANS AND THE UNINSURED PORTION OF PARTIALLY INSURED PLANS

A-B. The Company has no operations from Administrative Services Only Contracts or Administrative Services Contracts in 2022 and 2021.

C. Medicare or Other Similarly Structured Cost Based Reimbursement Contract

The Medicare Part D program is a partially insured plan. The Company recorded a payable of \$186,787,683 and a receivable of \$37,845,883 at December 31, 2022 and 2021, respectively, for cost reimbursement under the Medicare Part D program for the catastrophic reinsurance and low-income member cost-sharing subsidies. The Company also recorded a receivable of \$81,147,607 and \$57,100,951 and also a payable of \$112,830,789 and \$59,781,311 at December 31, 2022 and 2021, respectively, for the Medicare Part D coverage gap discount program. The receivables and payables are recorded in amounts receivable relating to uninsured plans and liability for amounts held under uninsured plans, respectively, in the financial statements. These Medicare subsidies are described in Note 1, *Amounts Receivable Relating to Uninsured Plans* and *Liability for Amounts Held Under Uninsured Plans*.

The Company's Medicaid contract with the DHS included a program in which the State reimbursed the Company for member Narcotic Treatment Services on a monthly basis outside of monthly capitation payment received from the State. The Company recorded a receivable of \$3,927 as of December 31, 2021 in amounts receivable relating to uninsured plans in the financial statements.

19. DIRECT PREMIUM WRITTEN/PRODUCED BY MANAGING GENERAL AGENTS/THIRD-PARTY ADMINISTRATORS

The Company did not have any direct premiums written or produced by managing general agents or third-party administrators in 2022 and 2021.

20. FAIR VALUE MEASUREMENTS

The NAIC SAP defines fair value, establishes a framework for measuring fair value, and outlines the disclosure requirements related to fair value measurements. The fair value hierarchy is as follows:

Level 1 — Quoted (unadjusted) prices for identical assets in active markets.

Level 2 — Other observable inputs, either directly or indirectly, including:

- Quoted prices for similar assets in active markets;
- Quoted prices for identical or similar assets in nonactive markets (few transactions, limited information, noncurrent prices, high variability over time, etc.);
- Inputs other than quoted prices that are observable for the asset (interest rates, yield curves, volatilities, default rates, etc.);
- Inputs that are derived principally from or corroborated by other observable market data.

Level 3 — Unobservable inputs that cannot be corroborated by observable market data.

The estimated fair values of bonds, cash equivalents, and short-term investments (collectively “investment holdings”) are based on quoted market prices, where available. The Company obtains one price for each security primarily from a third-party pricing service (“pricing service”), which generally uses quoted prices or other observable inputs for the determination of fair value. The pricing service normally derives the security prices through recently reported trades for identical or similar securities, making adjustments through the reporting date based upon available observable market information. For securities not actively traded, the pricing service may use quoted market prices of comparable instruments or discounted cash flow analyses, incorporating inputs that are currently observable in the markets for similar securities. Inputs that are often used in the valuation methodologies include, but are not limited to, non-binding broker quotes, benchmark yields, credit spreads, default rates, and prepayment speeds. As the Company is responsible for the determination of fair value, it performs quarterly analyses on the prices received from the pricing service to determine whether the prices are reasonable estimates of fair value. Specifically, the Company compares the prices received from the pricing service to a secondary pricing source, prices reported by its custodian, its investment consultant, and third-party investment advisors. Additionally, the Company compares changes in the reported market values and returns to relevant market indices to test the reasonableness of the reported prices. The Company’s internal price verification procedures and review of fair value methodology documentation provided by independent pricing services have not historically resulted in an adjustment in the prices obtained from the pricing service.

In instances in which the inputs used to measure fair value fall into different levels of the fair value hierarchy, the fair value measurement has been determined based on the lowest-level input that is significant to the fair value measurement in its entirety. The Company’s assessment of the significance of a particular item to the fair value measurement in its entirety requires judgment, including the consideration of inputs specific to the asset or liability.

ANNUAL STATEMENT FOR THE YEAR 2022 OF THE UnitedHealthcare of Wisconsin, Inc.

A. Fair Value

(1) Fair Value Measurements at Reporting Date

The following tables present information about the Company's financial assets that are measured and reported at fair value at December 31, 2022 and 2021, in the financial statements according to the valuation techniques the Company used to determine their fair values:

Description for Each Class of Asset or Liability	December 31, 2022				Total
	(Level 1)	(Level 2)	(Level 3)	Net Asset Value (NAV)	
a. Assets at fair value:					
Perpetual preferred stock:					
Industrial and misc Parent, subsidiaries, and affiliates	\$ -	\$ -	\$ -	\$ -	\$ -
Total perpetual preferred stocks	-	-	-	-	-
Bonds:					
U.S. governments	-	-	-	-	-
Industrial and misc	-	75,921,018	-	-	75,921,018
Hybrid securities	-	-	-	-	-
Parent, subsidiaries, and affiliates	-	-	-	-	-
Total bonds	-	75,921,018	-	-	75,921,018
Common stock:					
Industrial and misc	-	-	-	-	-
Parent, subsidiaries, and affiliates	-	-	-	-	-
Total common stocks	-	-	-	-	-
Derivative assets:					
Interest rate contracts	-	-	-	-	-
Foreign exchange contracts	-	-	-	-	-
Credit contracts	-	-	-	-	-
Commodity futures contracts	-	-	-	-	-
Commodity forward contracts	-	-	-	-	-
Total derivatives	-	-	-	-	-
Money-market funds	540,159,781	-	-	-	540,159,781
Qualified cash pool	905,348	-	-	-	905,348
Separate account assets	-	-	-	-	-
Total assets at fair value/NAV	\$ 541,065,129	\$ 75,921,018	\$ -	\$ -	\$ 616,986,147
b. Liabilities at fair value:					
Derivative liabilities	\$ -	\$ -	\$ -	\$ -	\$ -
Total liabilities at fair value	\$ -	\$ -	\$ -	\$ -	\$ -

ANNUAL STATEMENT FOR THE YEAR 2022 OF THE UnitedHealthcare of Wisconsin, Inc.

Description for Each Class of Asset or Liability	December 31, 2021				Total
	(Level 1)	(Level 2)	(Level 3)	Net Asset Value (NAV)	
a. Assets at fair value:					
Perpetual preferred stock:					
Industrial and misc	\$ -	\$ -	\$ -	\$ -	\$ -
Parent, subsidiaries, and affiliates	-	-	-	-	-
Total perpetual preferred stocks	-	-	-	-	-
Bonds:					
U.S. governments	2,443,911	-	-	-	2,443,911
Industrial and misc	-	34,545,353	-	-	34,545,353
Hybrid securities	-	-	-	-	-
Parent, subsidiaries, and affiliates	-	-	-	-	-
Total bonds	<u>2,443,911</u>	<u>34,545,353</u>	<u>-</u>	<u>-</u>	<u>36,989,264</u>
Common stock:					
Industrial and misc	-	-	-	-	-
Parent, subsidiaries, and affiliates	-	-	-	-	-
Total common stocks	-	-	-	-	-
Derivative assets:					
Interest rate contracts	-	-	-	-	-
Foreign exchange contracts	-	-	-	-	-
Credit contracts	-	-	-	-	-
Commodity futures contracts	-	-	-	-	-
Commodity forward contracts	-	-	-	-	-
Total derivatives	-	-	-	-	-
Money-market funds	144,422,955	-	-	-	144,422,955
Qualified cash pool	890,011	-	-	-	890,011
Separate account assets	-	-	-	-	-
Total assets at fair value/NAV	<u>\$ 147,756,877</u>	<u>\$ 34,545,353</u>	<u>\$ -</u>	<u>\$ -</u>	<u>\$ 182,302,230</u>
b. Liabilities at fair value:					
Derivative liabilities	\$ -	\$ -	\$ -	\$ -	\$ -
Total liabilities at fair value	<u>\$ -</u>	<u>\$ -</u>	<u>\$ -</u>	<u>\$ -</u>	<u>\$ -</u>

- (2) The Company does not have any financial assets with a fair value hierarchy of Level 3 that were measured and reported at fair value.
- (3) Transfers between fair value hierarchy levels, if any, are recorded as of the beginning of the reporting period in which the transfer occurs. There were no transfers between Levels 1, 2 or 3 of any financial assets or liabilities during the years ended December 31, 2022 or 2021.
- (4) The framework the Company has established for determining the fair value of the investment holdings is outlined above.
- (5) The Company has no derivative assets and liabilities to disclose.

B. Fair Value Combination — Not applicable.

ANNUAL STATEMENT FOR THE YEAR 2022 OF THE UnitedHealthcare of Wisconsin, Inc.

C. Aggregate Fair Value Hierarchy

The aggregate fair value by hierarchy of all financial instruments as of December 31, 2022 and 2021 is presented in the table below:

Type of Financial Instrument	December 31, 2022						
	Aggregate Fair Value	Admitted Assets	(Level 1)	(Level 2)	(Level 3)	Net Asset Value (NAV)	Not Practicable (Carrying Value)
U.S. government and agency securities	\$ 472,373,846	\$ 516,626,030	\$ 158,066,299	\$ 314,307,547	\$ -	\$ -	\$ -
State and agency municipal securities	205,753,425	220,382,845	-	205,753,425	-	-	-
City and county municipal securities	229,248,866	248,954,798	-	229,248,866	-	-	-
Corporate debt securities	1,029,220,773	1,127,321,899	-	1,029,220,773	-	-	-
Cash equivalents	582,071,248	582,071,248	575,605,956	6,465,292	-	-	-
Total bonds, short-term investments, and cash equivalents	\$ 2,518,668,158	\$ 2,695,356,820	\$ 733,672,255	\$ 1,784,995,903	\$ -	\$ -	\$ -

Type of Financial Instrument	December 31, 2021						
	Aggregate Fair Value	Admitted Assets	(Level 1)	(Level 2)	(Level 3)	Net Asset Value (NAV)	Not Practicable (Carrying Value)
U.S. government and agency securities	\$ 457,440,650	\$ 454,027,228	\$ 148,096,067	\$ 309,344,583	\$ -	\$ -	\$ -
State and agency municipal securities	193,095,688	186,122,638	-	193,095,688	-	-	-
City and county municipal securities	234,936,582	226,582,914	-	234,936,582	-	-	-
Corporate debt securities	1,025,263,859	1,017,487,154	-	1,025,263,859	-	-	-
Cash equivalents	184,312,368	184,312,368	184,312,368	-	-	-	-
Total bonds, short-term investments, and cash equivalents	\$ 2,095,049,147	\$ 2,068,532,302	\$ 332,408,435	\$ 1,762,640,712	\$ -	\$ -	\$ -

D. **Not Practicable to Estimate Fair Value** — Not applicable.

E. **Investments Measured Using the NAV Practical Expedient** — Not applicable.

21. OTHER ITEMS

COVID-19 Trends and Uncertainties

During the year ended December 31, 2022, overall care was near normal baseline levels, with certain areas of care at or approaching seasonal baselines. Future care patterns and acuity may temporarily rise due to missed regular care. Future developments, such as the severity of new COVID-19 variants, could introduce new uncertainties to care patterns and the Company's business.

Prior to April 1, 2022, the Company had an arrangement contract with DHS whereby it collected hospital assessment payments from DHS and remits such payments to hospitals providing Medicaid services. This pass-thru arrangement resulted in no insurance risk to the Company and has no impact on the Company's net income or capital and surplus. At the direction of the WOCI in 2015, the Company changed its accounting for these hospital assessment pass-thru transactions to deposit accounting. As such, the transactions are not reflected in the Company's financial statements in 2021. The Company collected and paid \$40,080,952 in pass-thru hospital assessments for the year ended December 31, 2021.

A. Unusual or Infrequent Items

The Company did not encounter any unusual or infrequent items for the years ended December 31, 2022 and 2021.

B. Troubled Debt Restructuring: Debtors

The Company has no troubled debt restructurings as of December 31, 2022 and 2021.

C. Other Disclosures

The Company does not have any amounts not recorded in the financial statements that represent segregated funds held for others. The Company also does not have any exposures related to forward commitments that are not derivative instruments.

D. Business Interruption Insurance Recoveries

The Company has not received any business interruption insurance recoveries during 2022 and 2021.

E. State Transferable and Non-transferable Tax Credits

The Company has no transferable or non-transferable state tax credits.

F. Sub-Prime Mortgage-Related Risk Exposure

- (1) The investment policy for the Company limits investments in loan backed securities, which includes subprime issuers. Further, the policy limits investments in private issuer mortgage securities to 10% of the portfolio, which also includes subprime issuers. The exposure to unrealized losses on subprime issuers is due to changes in market prices. There are no realized losses due to not receiving anticipated cash flows. The investments covered have an NAIC designation of 1.
- (2) The Company has no direct exposure through investments in sub-prime mortgage loans.
- (3) The Company has no direct exposure through other investments.
- (4) The Company has no underwriting exposure to sub-prime mortgage risk through mortgage guaranty or financial guaranty insurance coverage.

G. Retained Assets

The Company does not have any retained asset accounts for beneficiaries.

H. Insurance-Linked Securities Contracts

As of December 31, 2022, the Company is not aware of any possible proceeds of insurance-linked securities.

- I. The Amount That Could Be Realized on Life Insurance Where the Reporting Entity is Owner and Beneficiary or Has Otherwise Obtained Rights to Control the Policy — Not applicable.**

22. EVENTS SUBSEQUENT

Subsequent events have been evaluated through March 1, 2023, which is the date these financial statements were available for issuance.

TYPE I — Recognized Subsequent Events

Any material Type I events subsequent to December 31, 2022, have been recognized in the financial statements and corresponding disclosures.

TYPE II — Non-Recognized Subsequent Events

On February 15, 2023, the Company declared an extraordinary cash dividend of \$150,000,000 to the sole shareholder, UHC, the dividend was not disallowed by the WOCI. The dividend will be paid from unassigned surplus on March 20, 2023.

Effective January 1, 2023, affiliate, UnitedHealthcare of the Midwest, Inc. novated a certain CMS contract to the Company. The novation agreements resulted in full control of the contract being transferred to the Company at \$0 net book value for dates of service on or after January 1, 2023. Approval for this novation was received from CMS and the WOCI. The impact of this novation is expected to increase membership in 2023 by approximately 7%.

There are no other material non-recognized Type II events that require disclosure.

23. REINSURANCE

Reinsurance Agreements — In the normal course of business, the Company seeks to reduce potential losses that may arise from catastrophic events that cause unfavorable underwriting results by reinsuring certain levels of such risk with affiliated reinsurers. The Company remains primarily liable as the direct insurer on all risks reinsured.

The Company has an insolvency-only reinsurance agreement with UnitedHealthcare Insurance Company ("UHIC"). The Company also has a reinsurance agreement with UHIC to cover in-network point-of-service claims in excess of a set percentage of in-network premiums. The Company remains primarily liable as the direct insurer on all risks reinsured.

Effective January 1, 2021, the Company entered into a reinsurance agreement with UHIC to provide specific and aggregate excess loss coverage for the medical and prescription drug coverage provided to the Company's comprehensive members in the state of North Carolina. Reinsurance contracts do not

ANNUAL STATEMENT FOR THE YEAR 2022 OF THE UnitedHealthcare of Wisconsin, Inc.

relieve the Company from its obligations to policyholder. The agreement was terminated December 31, 2022.

The Company does not have any unaffiliated reinsurance agreements in place as of December 31, 2022 or 2021.

The effect of internal reinsurance agreements outlined above on net premium income and hospital and medical expenses is presented below:

	2022	2021
Premiums:		
Direct	\$ 12,695,207,644	\$ 9,525,729,281
Ceded:		
Affiliate	<u>18,272,398</u>	<u>15,470,240</u>
Net premium income	<u>\$ 12,676,935,246</u>	<u>\$ 9,510,259,041</u>
Hospital and medical expenses:		
Direct	\$ 10,305,166,766	\$ 7,690,555,768
Ceded:		
Affiliate	<u>(1,283,895)</u>	<u>1,783,615</u>
Net hospital and medical expenses	<u>\$ 10,306,450,661</u>	<u>\$ 7,688,772,153</u>

The Company recognized reinsurance recoveries related to internal reinsurance agreements of (\$1,283,895) and \$1,783,615 in 2022 and 2021, respectively, which are recorded as net reinsurance (recoveries) incurred in the financial statements. In addition, reinsurance recoverables related to internal reinsurance agreements of \$0 and \$390,320 for paid losses are recorded as amounts recoverable from reinsurers and \$0 and \$1,298,170 for unpaid losses are recorded as a reduction to claims unpaid in 2022 and 2021, respectively, in the financial statements.

A. Ceded Reinsurance Report

Section 1 — General Interrogatories

- (1) Are any of the reinsurers, listed in Schedule S as non-affiliated, owned in excess of 10% or controlled, either directly or indirectly, by the Company or by any representative, officer, trustee, or director of the Company?

Yes () No (X)

- (2) Have any policies issued by the Company been reinsured with a company chartered in a country other than the United States (excluding U.S. branches of such companies) that is owned in excess of 10% or controlled directly or indirectly by an insured, a beneficiary, a creditor, or any other person not primarily engaged in the insurance business?

Yes () No (X)

Section 2 — Ceded Reinsurance Report — Part A

- (1) Does the Company have any reinsurance agreements in effect under which the reinsurer may unilaterally cancel any reinsurance for reasons other than for nonpayment of premium or other similar credit?

Yes () No (X)

- (2) Does the reporting entity have any reinsurance agreements in effect that the amount of losses paid or accrued through the statement date may result in a payment to the reinsurer of amounts that, in aggregate and allowing for offset of mutual credits from other reinsurance agreements with the same reinsurer, exceed the total direct premium collected under the reinsured policies?

Yes () No (X)

Section 3 — Ceded Reinsurance Report — Part B

- (1) What is the estimated amount of the aggregate reduction in surplus (for agreements other than those under which the reinsurer may unilaterally cancel for reasons other than for nonpayment of premium or other similar credits that are reflected in Section 2 above) of termination of all reinsurance agreements, by either party, as of the date of this statement? Where necessary, the Company may consider the current or anticipated experience of the business reinsured in making this estimate.

The Company estimates there should be no aggregate reduction in surplus for termination of all reinsurance agreements as of December 31, 2022.

- (2) Have any new agreements been executed or existing agreements amended, since January 1 of the year of this statement, to include policies or contracts that were in force or which had existing reserves established by the Company as of the effective date of the agreement?

Yes () No (X)

B. Uncollectible Reinsurance — During 2022 and 2021, there were no uncollectible reinsurance recoverables.

C. Commutation of Ceded Reinsurance — There was no commutation of reinsurance in 2022 or 2021.

D. Certified Reinsurer Rating Downgraded or Status Subject to Revocation — Not applicable.

E. Reinsurance Credit

- (1) The Company has no ceding reinsurance contracts subject to Appendix A-791 – *Life and Health Reinsurance Agreements* (“A-791”) that includes a provision which limits the reinsurer’s assumption of significant risk.
- (2) The Company has no ceding reinsurance contracts not subject to A-791, for which reinsurance accounting was applied and which includes a provision that limits the reinsurer’s assumption of risk.
- (3) The Company’s reinsurance contracts do not contain features which result in delays in payment in form or in fact.
- (4) The Company has not reflected a reinsurance accounting credit for any assumption reinsurance contracts not subject to Appendix A-791 and not yearly renewable term, which meet the risk transfer requirements of SSAP No. 61R, *Life, Deposit-Type, and Accident and Health Reinsurance* (“SSAP No. 61R”).
- (5) The Company did not cede any risk which is not subject to A-791 and not yearly renewable term reinsurance, under any reinsurance contract during the period covered by these financial statements, for which the statutory accounting treatment and GAAP accounting treatment were not the same.
- (6) The Company’s ceded reinsurance contracts which are not subject to A-791 and not yearly renewable term reinsurance, are treated the same for GAAP and statutory accounting principles.

24. RETROSPECTIVELY RATED CONTRACTS AND CONTRACTS SUBJECT TO REDETERMINATION

- A.** The Company estimates accrued retrospective premium adjustments for its group health insurance business based on mathematical calculations in accordance with contractual terms.
- B.** Estimated accrued retrospective premiums due to (from) the Company are recorded in premiums and considerations and aggregate health policy reserves in the financial statements and as an adjustment to change in unearned premium reserves and reserve for rate credits in the financial statements.
- C.** Pursuant to the ACA, the Company’s commercial and Medicare business is subject to retrospectively rated features based on the actual MLR experienced on the commercial and Medicare lines of business and redetermination features for premium adjustments for changes to each member’s health scores based on guidelines determined by the ACA. The total amount of direct premiums written for which a portion is subject to the retrospectively rated and redetermination are \$312,366,257 and \$367,543,878 for commercial, and \$12,378,932,916 and \$9,014,135,933 for Medicare, representing 2% and 4% for commercial, and 98% and 95% for Medicare of total direct premiums written as of December 31, 2022 and December 31, 2021, respectively.

ANNUAL STATEMENT FOR THE YEAR 2022 OF THE UnitedHealthcare of Wisconsin, Inc.

The Company has Medicare Part D risk-corridor amounts from CMS which are subject to a retrospectively rated feature. The Company has estimated accrued retrospective premiums related to certain Part D premiums based on guidelines determined by CMS. The formula is tiered and based on the bid MLR. The amount of Medicare Part D direct premiums written subject to the retrospectively rated feature was \$469,781,129 and \$351,980,935, representing 4% and 4% of total direct premiums written as of December 31, 2022 and December 31, 2021, respectively.

CMS has released the final Medicaid Managed Care Rule which is subject to each State's administration elections. This rule is the first major update to the Medicaid Managed Care regulations in more than a decade, which includes a minimum loss ratio requirement. Pursuant to the regulations, premiums associated with the Company's Medicaid line of business is subject to retrospectively rated features based on the actual MLR experienced on this product. The calculation is pursuant to the Medicaid Managed Care guidance. The Company also has recorded risk-corridor amounts from the State Medicaid agency which are subject to a retrospectively rated feature. The Company has estimated accrued retrospective premiums adjustments based on the risk-corridor tier guidelines included in the contract. In addition, the Company's Medicaid contract with the State of Wisconsin includes a provision for which a stated percentage of the direct premiums written can be eligible for a performance guarantee payment based on various quality measures. The total amount of direct premiums written for the Medicaid line of business for the dates of service prior to the assignment of the Medicaid contract effective April 1, 2021, for which a portion is subject to the retrospectively rated and redetermination features was \$3,908,470 and \$144,049,470, representing less than 1% and 1% of total direct premiums written as of December 31, 2022 and December 31, 2021, respectively.

- D.** The Company is required to maintain specific minimum loss ratios on the comprehensive commercial and Medicare lines of business.

The following table discloses the minimum MLR rebate liability for the comprehensive commercial and Medicare lines of business which is included in aggregate health policy reserves in the financial statements for the years ended December 31, 2022 and 2021:

	1	2	3	4	5
	Individual	Small Group Employer	Large Group Employer	Other Categories with Rebates	Total
Prior reporting year					
(1) Medical loss ratio rebates incurred	\$ -	\$ -	\$ -	\$38,061,313	\$ 38,061,313
(2) Medical loss ratio rebates paid	-	-	-	70,645,627	70,645,627
(3) Medical loss rebates unpaid	-	-	-	247,227,558	247,227,558
(4) Plus reinsurance assumed amounts	XXX	XXX	XXX	XXX	-
(5) Less reinsurance ceded amounts	XXX	XXX	XXX	XXX	-
(6) Rebates unpaid net of reinsurance	XXX	XXX	XXX	XXX	247,227,558
Current reporting year-to-date					
(7) Medical loss ratio rebates incurred	-	-	-	97,432,955	97,432,955
(8) Medical loss ratio rebates paid	-	-	-	241,068,902	241,068,902
(9) Medical loss rebates unpaid	-	-	-	103,591,611	103,591,611
(10) Plus reinsurance assumed amounts	XXX	XXX	XXX	XXX	-
(11) Less reinsurance ceded amounts	XXX	XXX	XXX	XXX	-
(12) Rebates unpaid net of reinsurance	XXX	XXX	XXX	XXX	103,591,611

Prior to April 1, 2021 the Company was subject to the Medicaid Managed Care Rule, based on the State's election, the Company was required to maintain specific MLRs on its Medicaid BadgerCare Plus and BadgerCare Plus populations. The Company has no amount accrued for Medicaid MLR Rebates as of December 31, 2022 and December 31, 2021, respectively.

E. Risk-Sharing Provisions of the Affordable Care Act

- (1) The Company has accident and health insurance premiums in 2022 and 2021 subject to the risk-sharing provisions of the ACA.

The ACA imposed fees and premium stabilization provisions on health insurance issuers offering comprehensive commercial health insurance. The three premium stabilization programs are commonly referred to as the 3Rs — risk adjustment, reinsurance, and risk corridors.

ANNUAL STATEMENT FOR THE YEAR 2022 OF THE UnitedHealthcare of Wisconsin, Inc.

Risk Adjustment — The risk adjustment program is a permanent program designed to mitigate the potential impact of adverse selection that generally applies to non-grandfathered individual and small group plans inside and outside of exchanges. The program helps to stabilize market premiums by transferring funds from plans with relatively low-risk enrollees to plans with relatively high-risk enrollees. The data used by CMS to determine the risk adjustment transfer amount is subject to audits along with the true-up to the final CMS report, which may result in a material change to arrive at the final risk adjustment amount from the initial risk adjustment estimate recorded. Premium adjustments pursuant to the risk adjustment program are accounted for as premium subject to redetermination and user fees are accounted for as assessments.

Reinsurance and Risk Corridors — The transitional reinsurance program and risk corridors program were temporary programs which expired at the end of 2016. The Company received \$0 from CMS for the settlement of the temporary ACA risk corridor program which has been reflected in net premium income. The details of the years impacted are included in Note 24E(4) and Note 24E(5) below.

ANNUAL STATEMENT FOR THE YEAR 2022 OF THE UnitedHealthcare of Wisconsin, Inc.

(2) The following table presents the current year impact of risk-sharing provisions of the ACA on assets, liabilities, and operations:

a. Permanent ACA Risk Adjustment Program	December 31, 2022
<u>Assets</u>	
1. Premium adjustments receivable due to ACA Risk Adjustment (including high-risk pool payments)	\$ 7,564,160
<u>Liabilities</u>	
2. Risk adjustment user fees payable for ACA Risk Adjustment	48,416
3. Premium adjustments payable due to ACA Risk Adjustment (including high-risk pool premium)	705,161
<u>Operations (Revenue & Expense)</u>	
4. Reported as revenue in premium for accident and health contracts (written/collected) due to ACA Risk Adjustment	9,490,792
5. Reported in expenses as ACA Risk Adjustment user fees (incurred/paid)	65,109
b. Transitional ACA Reinsurance Program	
<u>Assets</u>	
1. Amounts recoverable for claims paid due to ACA Reinsurance	\$ -
2. Amounts recoverable for claims unpaid due to ACA Reinsurance (Contra Liability)	-
3. Amounts receivable relating to uninsured plans for contributions for ACA Reinsurance	-
<u>Liabilities</u>	
4. Liabilities for contributions payable due to ACA Reinsurance - not reported as ceded premium	-
5. Ceded reinsurance premiums payable due to ACA Reinsurance	-
6. Liabilities for amounts held under uninsured plans contributions for ACA Reinsurance	-
<u>Operations (Revenue & Expense)</u>	
7. Ceded reinsurance premiums due to ACA Reinsurance	-
8. Reinsurance recoveries (income statement) due to ACA reinsurance payments or expected payments	-
9. ACA Reinsurance contributions - not reported as ceded premium	-
c. Temporary ACA Risk Corridors Program	
<u>Assets</u>	
1. Accrued retrospective premium due to ACA Risk Corridors	\$ -
<u>Liabilities</u>	
2. Reserve for rate credits or policy experience rating refunds due to ACA Risk Corridors	-
<u>Operations (Revenue & Expense)</u>	
3. Effect of ACA Risk Corridors on net premium income (paid/received)	-
4. Effect of ACA Risk Corridors on change in reserves for rate credits	-

ANNUAL STATEMENT FOR THE YEAR 2022 OF THE UnitedHealthcare of Wisconsin, Inc.

(3) The following table is a rollforward of the prior year ACA risk-sharing provisions for asset and liability balances, along with reasons for adjustments to prior year balances:

	Accrued During the Prior Year on Business Written before December 31 of the Prior Year		Received or Paid as of the Current Year on Business Written before December 31 of the Prior Year		Differences		Adjustments		Unsettled Balances as of the Reporting Date		
	1	2	3	4	Prior Year Accrued Less Payments (Col 1 - 3)	Prior Year Accrued Less Payments (Col 2 - 4)	To Prior Year Balances	To Prior Year Balances	Cumulative Balance from Prior Years (Col 1 - 3 + 7)	Cumulative Balance from Prior Years (Col 2 - 4 + 8)	
	Receivable	(Payable)	Receivable	(Payable)	Receivable	(Payable)	Receivable	(Payable)	Ref	Receivable	(Payable)
a. Permanent ACA Risk Adjustment Program											
1. Premium adjustment receivable (including high-risk pool payments)	\$ 2,349,197	\$ -	\$ 2,697,074	\$ -	\$ (347,877)	\$ -	\$ 389,151	\$ -	A	\$ 41,274	\$ -
2. Premium adjustment (payable) (including high-risk pool premium)	-	(12,801,465)	-	(10,519,052)	-	(2,282,413)	-	2,282,412	B	-	(1)
3. Subtotal ACA Permanent Risk Adjustment Program	2,349,197	(12,801,465)	2,697,074	(10,519,052)	(347,877)	(2,282,413)	389,151	2,282,412		41,274	(1)
b. Transitional ACA Reinsurance Program											
1. Amounts recoverable for claims paid	-	-	-	-	-	-	-	-	C	-	-
2. Amounts recoverable for claims unpaid (contra liability)	-	-	-	-	-	-	-	-	D	-	-
3. Amounts receivable relating to uninsured plans	-	-	-	-	-	-	-	-	E	-	-
4. Liabilities for contributions payable due to ACA Reinsurance—not reported as ceded premium	-	-	-	-	-	-	-	-	F	-	-
5. Ceded reinsurance premiums payable	-	-	-	-	-	-	-	-	G	-	-
6. Liability for amounts held under uninsured plans	-	-	-	-	-	-	-	-	H	-	-
7. Subtotal ACA Transitional Reinsurance Program	-	-	-	-	-	-	-	-		-	-
c. Temporary ACA Risk Corridors Program											
1. Accrued retrospective premium	-	-	-	-	-	-	-	-	I	-	-
2. Reserve for rate credits or policy experience rating refunds	-	-	-	-	-	-	-	-	J	-	-
3. Subtotal ACA Risk Corridors Program	-	-	-	-	-	-	-	-		-	-
d. Total for ACA Risk-Sharing Provisions	\$ 2,349,197	\$(12,801,465)	\$ 2,697,074	\$(10,519,052)	\$ (347,877)	\$(2,282,413)	\$ 389,151	\$ 2,282,412		\$ 41,274	\$(1)

Explanation of Adjustments

- A. The risk adjustment receivable as of December 31, 2021 utilized paid claims through October 31, 2021. As of the Reporting Date, the risk adjustment receivable related to prior periods was adjusted based on CMS' Summary Report on Permanent Risk Adjustment Transfers for the 2021 Benefit Year as revised on July 19, 2022. The risk adjustment receivable was further adjusted based on CMS' Final Rule amending Risk Adjustment Data Validation beginning with the 2019 Benefit Year and Benefit Years 2019 and 2020 Risk Adjustment Data Validation IVA results, as well as CMS' Updated Summary Report of 2018 Benefit Year Risk Adjustment Data Validation Adjustments to Risk Adjustment Transfers published January 20, 2022 and CMS' Reissued 2019 Benefit Year Department of Health and Human Services Risk Adjustment Data Validation (HHS-RADV) Results and 2020 Benefit Year HHS-RADV Results published September 15, 2022.
- B. The risk adjustment payable as of December 31, 2021 utilized paid claims through October 31, 2021. As of the Reporting Date, the risk adjustment payable related to prior periods was adjusted based on CMS' Summary Report on Permanent Risk Adjustment Transfers for the 2021 Benefit Year as revised on July 19, 2022. The risk adjustment payable was further adjusted based on CMS' Final Rule amending Risk Adjustment Data Validation beginning with the 2019 Benefit Year, and Benefit Years 2019 and 2020 Risk Adjustment Data Validation IVA results, as well as CMS' Updated Summary Report of 2018 Benefit Year Risk Adjustment Data Validation Adjustments to Risk Adjustment Transfers published January 20, 2022 and CMS' Reissued 2019 Benefit Year Department of Health and Human Services Risk Adjustment Data Validation (HHS-RADV) Results and 2020 Benefit Year HHS-RADV Results published September 15, 2022.
- C. N/A
D. N/A
E. N/A
F. N/A
G. N/A
H. N/A
I. N/A
J. N/A

(4) The Company does not have any risk corridor receivables or payables to present in the table below.

Risk Corridors Program Year:	Accrued During the Prior Year on Business Written Before December 31 of the Prior Year		Received or Paid as of the Current Year on Business Written Before December 31 of the Prior Year		Differences		Adjustments		Unsettled Balances as of the Reporting Date		
	1	2	3	4	Prior Year Accrued Less Payments (Col 1-3)	Prior Year Accrued Less Payments (Col 2-4)	To Prior Year Balances	To Prior Year Balances	Cumulative Balance from Prior Years (Col 1-3+7)	Cumulative Balance from Prior Years (Col 2-4+8)	
	Receivable	(Payable)	Receivable	(Payable)	Receivable	(Payable)	Receivable	(Payable)	Ref	Receivable	(Payable)
a. 2014											
1. Accrued retrospective premium	\$ -	\$ -	\$ -	\$ -	\$ -	\$ -	\$ -	\$ -	A	\$ -	\$ -
2. Reserve for rate credits or policy experience rating refunds	-	-	-	-	-	-	-	-	B	-	-
b. 2015											
1. Accrued retrospective premium	-	-	-	-	-	-	-	-	C	-	-
2. Reserve for rate credits or policy experience rating refunds	-	-	-	-	-	-	-	-	D	-	-
c. 2016											
1. Accrued retrospective premium	-	-	-	-	-	-	-	-	E	-	-
2. Reserve for rate credits or policy experience rating refunds	-	-	-	-	-	-	-	-	F	-	-
d. Total for Risk Corridors	\$ -	\$ -	\$ -	\$ -	\$ -	\$ -	\$ -	\$ -		\$ -	\$ -

Explanation of Adjustments

- A. N/A
B. N/A
C. N/A
D. N/A
E. N/A
F. N/A

ANNUAL STATEMENT FOR THE YEAR 2022 OF THE UnitedHealthcare of Wisconsin, Inc.

(5) The Company does not have any risk corridor receivables to present in the table below.

Risk Corridors Program Year:	1	2	3	4	5	6
	Estimated Amount to be Filed or Final Amount Filed with CMS	Non-Accrued Amounts for Impairment or Other Reasons	Amounts received from CMS	Asset Balance (Gross of Non- admissions) (1-2-3)	Non-admitted Amount	Net Admitted Asset (4-5)
a. 2014	\$ -	\$ -	\$ -	\$ -	\$ -	\$ -
b. 2015	-	-	-	-	-	-
c. 2016	-	-	-	-	-	-
d. Total (a+b+c)	\$ -	\$ -	\$ -	\$ -	\$ -	\$ -

25. CHANGE IN INCURRED CLAIMS AND CLAIMS ADJUSTMENT EXPENSES

A. Changes in estimates related to the prior year incurred claims are included in total hospital and medical expenses in the current year in the financial statements. The following tables disclose paid claims, incurred claims, and the balance in claims unpaid, accrued medical incentive pool and bonus amounts, aggregate health claim reserves, health care and other amounts receivable (excluding provider loans and advances not yet expensed) and reinsurance recoverables for the years ended December 31, 2022 and 2021:

	2022		
	Current Year Incurred Claims	Prior Years Incurred Claims	Total
Beginning of year claim reserve	\$ -	\$ (948,224,686)	\$ (948,224,686)
Paid claims—net of health care receivables* and reinsurance recoveries collected	9,132,004,556	876,506,320	10,008,510,876
End of year claim reserve	<u>1,244,388,206</u>	<u>9,421,897</u>	<u>1,253,810,103</u>
Incurred claims excluding the change in health care receivables and reinsurance recoverables as presented below	10,376,392,762	(62,296,469)	10,314,096,293
Beginning of year health care receivables* and reinsurance recoverables	-	17,436,858	17,436,858
End of year health care receivables* and reinsurance recoverables	<u>(15,840,647)</u>	<u>(9,241,843)</u>	<u>(25,082,490)</u>
Total incurred claims	<u>\$ 10,360,552,115</u>	<u>\$ (54,101,454)</u>	<u>\$ 10,306,450,661</u>

*Health care receivables excludes provider loans and advances not yet expensed of \$1,992,517 and \$4,028 for 2022 and 2021, respectively.

	2021		
	Current Year Incurred Claims	Prior Years Incurred Claims	Total
Beginning of year claim reserve	\$ -	\$ (998,080,745)	\$ (998,080,745)
Paid claims—net of health care receivables* and reinsurance recoveries collected	6,876,062,091	867,419,699	7,743,481,790
End of year claim reserve	<u>940,114,962</u>	<u>8,109,724</u>	<u>948,224,686</u>
Incurred claims excluding the change in health care receivables and reinsurance recoverables as presented below	7,816,177,053	(122,551,322)	7,693,625,731
Beginning of year health care receivables* and reinsurance recoverables	-	12,583,280	12,583,280
End of year health care receivables* and reinsurance recoverables	<u>(10,981,829)</u>	<u>(6,455,029)</u>	<u>(17,436,858)</u>
Total incurred claims	<u>\$ 7,805,195,224</u>	<u>\$ (116,423,071)</u>	<u>\$ 7,688,772,153</u>

*Health care receivables excludes provider loans and advances not yet expensed of \$4,028 and \$0 for 2021 and 2020, respectively.

ANNUAL STATEMENT FOR THE YEAR 2022 OF THE UnitedHealthcare of Wisconsin, Inc.

The liability for claims unpaid, accrued medical incentive pool and bonus amounts, aggregate health claim reserves, net of health care and other amounts receivable (excluding provider loans and advances not yet expensed), and reinsurance recoverables as of December 31, 2021 was \$930,787,828. As of December 31, 2022, \$876,506,320 has been paid for incurred claims attributable to insured events of prior years. Reserves remaining for prior years, health care and other amounts receivable (excluding provider loans and advances not yet expensed) and reinsurance recoverables are now \$180,054, as a result of re-estimation of unpaid claims. Therefore, there has been \$54,101,454 favorable prior year development since December 31, 2021 to December 31, 2022. The primary drivers consist of a favorable development of \$25,764,280 as a result of a change in the provision for adverse deviations in experience and favorable development of \$17,013,168 in retroactivity for inpatient, outpatient, physician, and pharmacy claims. At December 31, 2021, the Company recorded \$116,423,071 of favorable development. The primary drivers consist of a favorable development of \$71,085,636 in retroactivity for inpatient, outpatient, physician, and pharmacy claims and by a favorable development as a result of a change in the provision for adverse deviations in experience of \$26,187,104. Original estimates are increased or decreased, as additional information becomes known regarding individual claims, which could have an impact to the accruals for MLR rebates and retrospectively rated contracts. As a result of the prior year effects, on a regular basis, the Company adjusts revenue and the corresponding liability and/or receivable related to retrospectively rated policies and the impact of the change is included as a component of change in unearned premium reserves and reserve for rate credits in the financial statements.

The Company incurred CAE of \$429,601,260 and \$315,017,062 in 2022 and 2021, respectively. These costs are included in the management service fees paid by the Company to UHS as a part of the Agreement (see Note 10). The following table discloses paid CAE, incurred CAE, and the balance in unpaid CAE reserve for 2022 and 2021:

	2022	2021
Total claims adjustment expenses	\$ 429,601,260	\$ 315,017,062
Less: current year unpaid claims adjustment expenses	(9,032,560)	(6,642,966)
Add: prior year unpaid claims adjustment expenses	<u>6,642,966</u>	<u>6,732,765</u>
 Total claims adjustment expenses paid	 <u>\$ 427,211,666</u>	 <u>\$ 315,106,861</u>

- B.** The Company did not make any significant changes in methodologies and assumptions used in the calculation of the liability for claims unpaid and unpaid CAE in 2022.

26. INTERCOMPANY POOLING ARRANGEMENTS

- A–G.** The Company did not have any intercompany pooling arrangements in 2022 or 2021.

27. STRUCTURED SETTLEMENTS

- A–B.** The Company did not have structured settlements in 2022 or 2021.

28. HEALTH CARE AND OTHER AMOUNTS RECEIVABLE

- A.** Pharmacy rebates receivable are recorded when reasonably estimated or billed by the affiliated pharmaceutical benefit manager in accordance with pharmaceutical rebate contract provisions. Information used to support rebates billed to the manufacturer is based on utilization information gathered by the pharmaceutical benefit manager and adjusted for significant changes in pharmaceutical contract provisions.

The Company has excluded receivables that do not meet the admissibility criteria of SSAP No. 84, *Health Care and Government Insured Plan Receivables* (“SSAP No. 84”) from the financial statements. As noted in Note 1, the accounting practices prescribed by the State of Wisconsin require all receivable activity from affiliates to be nonadmitted assets. Accordingly, the Company nonadmitted all pharmacy rebates receivable from its affiliated pharmaceutical benefit manager, OptumRx.

- B.** The Company has nonadmitted all risk-sharing receivables from the financial statements.

The Company has admitted \$58,380 and \$5,586,844 for receivables from the DHS for estimated reimbursements for ventilator patients in 2022 and 2021, respectively, which are included in health care and other amounts receivable in the financial statements.

ANNUAL STATEMENT FOR THE YEAR 2022 OF THE UnitedHealthcare of Wisconsin, Inc.

The Company also admitted \$259,388 and \$226,290 of provider receivables resulting from claim overpayments and \$2,736,054 and 843,406 capitation arrangements as of December 31, 2022 and December 31, 2021, respectively, which are included in health care and other amounts receivable in the financial statements.

29. PARTICIPATING POLICIES

The Company did not have any participating contracts in 2022 or 2021.

30. PREMIUM DEFICIENCY RESERVES

The Company has not recorded any PDR as of December 31, 2022 or 2021. The analysis of PDR was completed as of December 31, 2022 and 2021. The Company did consider anticipated investment income when calculating the PDR.

The following table summarizes the Company's PDR as of December 31, 2022 and 2021:

	2022
1. Liability carried for premium deficiency reserves	\$ -
2. Date of the most recent evaluation of this liability	<u>12/31/2022</u>
3. Was anticipated investment income utilized in this calculation?	Yes <input checked="" type="checkbox"/> No <input type="checkbox"/>
	2021
1. Liability carried for premium deficiency reserves	\$ -
2. Date of the most recent evaluation of this liability	<u>12/31/2021</u>
3. Was anticipated investment income utilized in this calculation?	Yes <input checked="" type="checkbox"/> No <input type="checkbox"/>

31. ANTICIPATED SALVAGE AND SUBROGATION

Due to the type of business being written, the Company has no salvage. As of December 31, 2022 and 2021, the Company had no specific accruals established for outstanding subrogation, as it is considered a component of the actuarial calculations used to develop the estimates of claims unpaid and aggregate health claim reserves.

GENERAL INTERROGATORIES

PART 1 - COMMON INTERROGATORIES GENERAL

- 1.1 Is the reporting entity a member of an Insurance Holding Company System consisting of two or more affiliated persons, one or more of which is an insurer? Yes [X] No []
If yes, complete Schedule Y, Parts 1, 1A, 2 and 3.
- 1.2 If yes, did the reporting entity register and file with its domiciliary State Insurance Commissioner, Director or Superintendent or with such regulatory official of the state of domicile of the principal insurer in the Holding Company System, a registration statement providing disclosure substantially similar to the standards adopted by the National Association of Insurance Commissioners (NAIC) in its Model Insurance Holding Company System Regulatory Act and model regulations pertaining thereto, or is the reporting entity subject to standards and disclosure requirements substantially similar to those required by such Act and regulations? Yes [X] No [] N/A []
- 1.3 State Regulating? Wisconsin
- 1.4 Is the reporting entity publicly traded or a member of a publicly traded group? Yes [X] No []
- 1.5 If the response to 1.4 is yes, provide the CIK (Central Index Key) code issued by the SEC for the entity/group. 0000731766
- 2.1 Has any change been made during the year of this statement in the charter, by-laws, articles of incorporation, or deed of settlement of the reporting entity? Yes [] No [X]
- 2.2 If yes, date of change:
- 3.1 State as of what date the latest financial examination of the reporting entity was made or is being made. 12/31/2017
- 3.2 State the as of date that the latest financial examination report became available from either the state of domicile or the reporting entity. This date should be the date of the examined balance sheet and not the date the report was completed or released. 12/31/2017
- 3.3 State as of what date the latest financial examination report became available to other states or the public from either the state of domicile or the reporting entity. This is the release date or completion date of the examination report and not the date of the examination (balance sheet date). 06/03/2019
- 3.4 By what department or departments?
State of Wisconsin Office of the Commissioner of Insurance
- 3.5 Have all financial statement adjustments within the latest financial examination report been accounted for in a subsequent financial statement filed with Departments? Yes [] No [] N/A [X]
- 3.6 Have all of the recommendations within the latest financial examination report been complied with? Yes [X] No [] N/A []
- 4.1 During the period covered by this statement, did any agent, broker, sales representative, non-affiliated sales/service organization or any combination thereof under common control (other than salaried employees of the reporting entity), receive credit or commissions for or control a substantial part (more than 20 percent of any major line of business measured on direct premiums) of:
4.11 sales of new business? Yes [] No [X]
4.12 renewals? Yes [] No [X]
- 4.2 During the period covered by this statement, did any sales/service organization owned in whole or in part by the reporting entity or an affiliate, receive credit or commissions for or control a substantial part (more than 20 percent of any major line of business measured on direct premiums) of:
4.21 sales of new business? Yes [] No [X]
4.22 renewals? Yes [] No [X]
- 5.1 Has the reporting entity been a party to a merger or consolidation during the period covered by this statement? Yes [] No [X]
If yes, complete and file the merger history data file with the NAIC.
- 5.2 If yes, provide the name of the entity, NAIC Company Code, and state of domicile (use two letter state abbreviation) for any entity that has ceased to exist as a result of the merger or consolidation.

1 Name of Entity	2 NAIC Company Code	3 State of Domicile

- 6.1 Has the reporting entity had any Certificates of Authority, licenses or registrations (including corporate registration, if applicable) suspended or revoked by any governmental entity during the reporting period? Yes [] No [X]
- 6.2 If yes, give full information:
- 7.1 Does any foreign (non-United States) person or entity directly or indirectly control 10% or more of the reporting entity? Yes [] No [X]
- 7.2 If yes,
7.21 State the percentage of foreign control; 0.0 %
7.22 State the nationality(s) of the foreign person(s) or entity(s); or if the entity is a mutual or reciprocal, the nationality of its manager or attorney-in-fact and identify the type of entity(s) (e.g., individual, corporation, government, manager or attorney-in-fact).

1 Nationality	2 Type of Entity

GENERAL INTERROGATORIES

- 8.1 Is the company a subsidiary of a depository institution holding company (DIHC) or a DIHC itself, regulated by the Federal Reserve Board? Yes [] No [X]
- 8.2 If the response to 8.1 is yes, please identify the name of the DIHC.
.....
- 8.3 Is the company affiliated with one or more banks, thrifts or securities firms? Yes [X] No []
- 8.4 If response to 8.3 is yes, please provide below the names and location (city and state of the main office) of any affiliates regulated by a federal regulatory services agency [i.e. the Federal Reserve Board (FRB), the Office of the Comptroller of the Currency (OCC), the Federal Deposit Insurance Corporation (FDIC) and the Securities Exchange Commission (SEC)] and identify the affiliate's primary federal regulator.

1 Affiliate Name	2 Location (City, State)	3 FRB	4 OCC	5 FDIC	6 SEC
Optum Bank, Inc.	Salt Lake City, UT	NO	NO	YES	NO

- 8.5 Is the reporting entity a depository institution holding company with significant insurance operations as defined by the Board of Governors of Federal Reserve System or a subsidiary of the depository institution holding company? Yes [] No [X]
- 8.6 If response to 8.5 is no, is the reporting entity a company or subsidiary of a company that has otherwise been made subject to the Federal Reserve Board's capital rule? Yes [] No [X] N/A []
- 9. What is the name and address of the independent certified public accountant or accounting firm retained to conduct the annual audit?
Deloitte & Touche LLP, Minneapolis, MN
- 10.1 Has the insurer been granted any exemptions to the prohibited non-audit services provided by the certified independent public accountant requirements as allowed in Section 7H of the Annual Financial Reporting Model Regulation (Model Audit Rule), or substantially similar state law or regulation? Yes [] No [X]
- 10.2 If the response to 10.1 is yes, provide information related to this exemption:
.....
- 10.3 Has the insurer been granted any exemptions related to the other requirements of the Annual Financial Reporting Model Regulation as allowed for in Section 18A of the Model Regulation, or substantially similar state law or regulation? Yes [] No [X]
- 10.4 If the response to 10.3 is yes, provide information related to this exemption:
.....
- 10.5 Has the reporting entity established an Audit Committee in compliance with the domiciliary state insurance laws? Yes [X] No [] N/A []
- 10.6 If the response to 10.5 is no or n/a, please explain
.....
- 11. What is the name, address and affiliation (officer/employee of the reporting entity or actuary/consultant associated with an actuarial consulting firm) of the individual providing the statement of actuarial opinion/certification?
Gary A. Iannone, Vice President of Actuarial Services of United HealthCare Services Inc., an affiliate of UnitedHealthcare of Wisconsin, Inc., 185 Asylum Street, Hartford, CT 06103
- 12.1 Does the reporting entity own any securities of a real estate holding company or otherwise hold real estate indirectly? Yes [] No [X]
 - 12.11 Name of real estate holding company ...
 - 12.12 Number of parcels involved 0
 - 12.13 Total book/adjusted carrying value \$0
- 12.2 If, yes provide explanation:
.....
- 13. **FOR UNITED STATES BRANCHES OF ALIEN REPORTING ENTITIES ONLY:**
- 13.1 What changes have been made during the year in the United States manager or the United States trustees of the reporting entity?
.....
- 13.2 Does this statement contain all business transacted for the reporting entity through its United States Branch on risks wherever located? Yes [] No []
- 13.3 Have there been any changes made to any of the trust indentures during the year? Yes [] No []
- 13.4 If answer to (13.3) is yes, has the domiciliary or entry state approved the changes? Yes [] No [] N/A []
- 14.1 Are the senior officers (principal executive officer, principal financial officer, principal accounting officer or controller, or persons performing similar functions) of the reporting entity subject to a code of ethics, which includes the following standards? Yes [X] No []
 - a. Honest and ethical conduct, including the ethical handling of actual or apparent conflicts of interest between personal and professional relationships;
 - b. Full, fair, accurate, timely and understandable disclosure in the periodic reports required to be filed by the reporting entity;
 - c. Compliance with applicable governmental laws, rules and regulations;
 - d. The prompt internal reporting of violations to an appropriate person or persons identified in the code; and
 - e. Accountability for adherence to the code.
- 14.11 If the response to 14.1 is No, please explain:
.....
- 14.2 Has the code of ethics for senior managers been amended? Yes [] No [X]
- 14.21 If the response to 14.2 is yes, provide information related to amendment(s).
.....
- 14.3 Have any provisions of the code of ethics been waived for any of the specified officers? Yes [] No [X]
- 14.31 If the response to 14.3 is yes, provide the nature of any waiver(s).
.....

GENERAL INTERROGATORIES

- 15.1 Is the reporting entity the beneficiary of a Letter of Credit that is unrelated to reinsurance where the issuing or confirming bank is not on the SVO Bank List? Yes [] No [X]
- 15.2 If the response to 15.1 is yes, indicate the American Bankers Association (ABA) Routing Number and the name of the issuing or confirming bank of the Letter of Credit and describe the circumstances in which the Letter of Credit is triggered.

1 American Bankers Association (ABA) Routing Number	2 Issuing or Confirming Bank Name	3 Circumstances That Can Trigger the Letter of Credit	4 Amount

BOARD OF DIRECTORS

16. Is the purchase or sale of all investments of the reporting entity passed upon either by the board of directors or a subordinate committee thereof? Yes [X] No []
17. Does the reporting entity keep a complete permanent record of the proceedings of its board of directors and all subordinate committees thereof? Yes [X] No []
18. Has the reporting entity an established procedure for disclosure to its board of directors or trustees of any material interest or affiliation on the part of any of its officers, directors, trustees or responsible employees that is in conflict or is likely to conflict with the official duties of such person? Yes [X] No []

FINANCIAL

19. Has this statement been prepared using a basis of accounting other than Statutory Accounting Principles (e.g., Generally Accepted Accounting Principles)? Yes [] No [X]
- 20.1 Total amount loaned during the year (inclusive of Separate Accounts, exclusive of policy loans):
- 20.11 To directors or other officers.....\$0
 - 20.12 To stockholders not officers.....\$0
 - 20.13 Trustees, supreme or grand (Fraternal Only)\$0
- 20.2 Total amount of loans outstanding at the end of year (inclusive of Separate Accounts, exclusive of policy loans):
- 20.21 To directors or other officers.....\$0
 - 20.22 To stockholders not officers.....\$0
 - 20.23 Trustees, supreme or grand (Fraternal Only)\$0
- 21.1 Were any assets reported in this statement subject to a contractual obligation to transfer to another party without the liability for such obligation being reported in the statement? Yes [] No [X]
- 21.2 If yes, state the amount thereof at December 31 of the current year:
- 21.21 Rented from others.....\$0
 - 21.22 Borrowed from others.....\$0
 - 21.23 Leased from others\$0
 - 21.24 Other\$0
- 22.1 Does this statement include payments for assessments as described in the Annual Statement Instructions other than guaranty fund or guaranty association assessments? Yes [X] No []
- 22.2 If answer is yes:
- 22.21 Amount paid as losses or risk adjustment \$1,969
 - 22.22 Amount paid as expenses\$65,209
 - 22.23 Other amounts paid\$0
- 23.1 Does the reporting entity report any amounts due from parent, subsidiaries or affiliates on Page 2 of this statement? Yes [] No [X]
- 23.2 If yes, indicate any amounts receivable from parent included in the Page 2 amount:\$0
- 24.1 Does the insurer utilize third parties to pay agent commissions in which the amounts advanced by the third parties are not settled in full within 90 days? Yes [] No [X]
- 24.2 If the response to 24.1 is yes, identify the third-party that pays the agents and whether they are a related party.

Name of Third-Party	Is the Third-Party Agent a Related Party (Yes/No)

INVESTMENT

- 25.01 Were all the stocks, bonds and other securities owned December 31 of current year, over which the reporting entity has exclusive control, in the actual possession of the reporting entity on said date? (other than securities lending programs addressed in 25.03)..... Yes [X] No []

GENERAL INTERROGATORIES

- 25.02 If no, give full and complete information relating thereto
.....
- 25.03 For securities lending programs, provide a description of the program including value for collateral and amount of loaned securities, and whether collateral is carried on or off-balance sheet. (an alternative is to reference Note 17 where this information is also provided)
.....
- 25.04 For the reporting entity's securities lending program, report amount of collateral for conforming programs as outlined in the Risk-Based Capital Instructions. \$0
- 25.05 For the reporting entity's securities lending program, report amount of collateral for other programs. \$0
- 25.06 Does your securities lending program require 102% (domestic securities) and 105% (foreign securities) from the counterparty at the outset of the contract? Yes [] No [] N/A [X]
- 25.07 Does the reporting entity non-admit when the collateral received from the counterparty falls below 100%? Yes [] No [] N/A [X]
- 25.08 Does the reporting entity or the reporting entity's securities lending agent utilize the Master Securities lending Agreement (MSLA) to conduct securities lending? Yes [] No [] N/A [X]
- 25.09 For the reporting entity's securities lending program state the amount of the following as of December 31 of the current year:
- 25.091 Total fair value of reinvested collateral assets reported on Schedule DL, Parts 1 and 2. \$0
- 25.092 Total book adjusted/carrying value of reinvested collateral assets reported on Schedule DL, Parts 1 and 2 \$0
- 25.093 Total payable for securities lending reported on the liability page. \$0
- 26.1 Were any of the stocks, bonds or other assets of the reporting entity owned at December 31 of the current year not exclusively under the control of the reporting entity or has the reporting entity sold or transferred any assets subject to a put option contract that is currently in force? (Exclude securities subject to Interrogatory 21.1 and 25.03). Yes [X] No []
- 26.2 If yes, state the amount thereof at December 31 of the current year:
- 26.21 Subject to repurchase agreements \$0
- 26.22 Subject to reverse repurchase agreements \$0
- 26.23 Subject to dollar repurchase agreements \$0
- 26.24 Subject to reverse dollar repurchase agreements \$0
- 26.25 Placed under option agreements \$0
- 26.26 Letter stock or securities restricted as to sale - excluding FHLB Capital Stock \$0
- 26.27 FHLB Capital Stock \$0
- 26.28 On deposit with states \$ 13,642,069
- 26.29 On deposit with other regulatory bodies \$0
- 26.30 Pledged as collateral - excluding collateral pledged to an FHLB \$0
- 26.31 Pledged as collateral to FHLB - including assets backing funding agreements \$0
- 26.32 Other \$0

26.3 For category (26.26) provide the following:

1 Nature of Restriction	2 Description	3 Amount

- 27.1 Does the reporting entity have any hedging transactions reported on Schedule DB? Yes [] No [X]
- 27.2 If yes, has a comprehensive description of the hedging program been made available to the domiciliary state? Yes [] No [] N/A [X]
If no, attach a description with this statement.

LINES 27.3 through 27.5: FOR LIFE/FRATERNAL REPORTING ENTITIES ONLY:

- 27.3 Does the reporting entity utilize derivatives to hedge variable annuity guarantees subject to fluctuations as a result of interest rate sensitivity? . Yes [] No []
- 27.4 If the response to 27.3 is YES, does the reporting entity utilize:
- 27.41 Special accounting provision of SSAP No. 108 Yes [] No []
- 27.42 Permitted accounting practice Yes [] No []
- 27.43 Other accounting guidance Yes [] No []
- 27.5 By responding YES to 27.41 regarding utilizing the special accounting provisions of SSAP No. 108, the reporting entity attests to the following: Yes [] No []
- The reporting entity has obtained explicit approval from the domiciliary state.
 - Hedging strategy subject to the special accounting provisions is consistent with the requirements of VM-21.
 - Actuarial certification has been obtained which indicates that the hedging strategy is incorporated within the establishment of VM-21 reserves and provides the impact of the hedging strategy within the Actuarial Guideline Conditional Tail Expectation Amount.
 - Financial Officer Certification has been obtained which indicates that the hedging strategy meets the definition of a Clearly Defined Hedging Strategy within VM-21 and that the Clearly Defined Hedging Strategy is the hedging strategy being used by the company in its actual day-to-day risk mitigation efforts.
- 28.1 Were any preferred stocks or bonds owned as of December 31 of the current year mandatorily convertible into equity, or, at the option of the issuer, convertible into equity? Yes [] No [X]
- 28.2 If yes, state the amount thereof at December 31 of the current year. \$0
29. Excluding items in Schedule E - Part 3 - Special Deposits, real estate, mortgage loans and investments held physically in the reporting entity's offices, vaults or safety deposit boxes, were all stocks, bonds and other securities, owned throughout the current year held pursuant to a custodial agreement with a qualified bank or trust company in accordance with Section 1, III - General Examination Considerations, F. Outsourcing of Critical Functions, Custodial or Safekeeping Agreements of the NAIC Financial Condition Examiners Handbook?..... Yes [X] No []

29.01 For agreements that comply with the requirements of the NAIC Financial Condition Examiners Handbook, complete the following:

1 Name of Custodian(s)	2 Custodian's Address
Bank of New York Mellon	Global Liquidity Services, 1 Wall St, 14th Floor, New York NY 10286
Northern Trust	50 S. LaSalle, Chicago, IL 60675

GENERAL INTERROGATORIES

29.02 For all agreements that do not comply with the requirements of the NAIC Financial Condition Examiners Handbook, provide the name, location and a complete explanation:

1 Name(s)	2 Location(s)	3 Complete Explanation(s)

29.03 Have there been any changes, including name changes, in the custodian(s) identified in 29.01 during the current year?..... Yes [] No [X]

29.04 If yes, give full and complete information relating thereto:

1 Old Custodian	2 New Custodian	3 Date of Change	4 Reason

29.05 Investment management – Identify all investment advisors, investment managers, broker/dealers, including individuals that have the authority to make investment decisions on behalf of the reporting entity. For assets that are managed internally by employees of the reporting entity, note as such. ["...that have access to the investment accounts"; "...handle securities"]

1 Name of Firm or Individual	2 Affiliation
Internally Managed	I.....
BlackRock Financial Management, Inc	U.....
J.P. Morgan Asset Management	U.....
DWS Investment Management Americas Inc.	U.....

29.0597 For those firms/individuals listed in the table for Question 29.05, do any firms/individuals unaffiliated with the reporting entity (i.e. designated with a "U") manage more than 10% of the reporting entity's invested assets?..... Yes [X] No []

29.0598 For firms/individuals unaffiliated with the reporting entity (i.e. designated with a "U") listed in the table for Question 29.05, does the total assets under management aggregate to more than 50% of the reporting entity's invested assets?..... Yes [] No [X]

29.06 For those firms or individuals listed in the table for 29.05 with an affiliation code of "A" (affiliated) or "U" (unaffiliated), provide the information for the table below.

1 Central Registration Depository Number	2 Name of Firm or Individual	3 Legal Entity Identifier (LEI)	4 Registered With	5 Investment Management Agreement (IMA) Filed
107105	BlackRock Financial Management, Inc	549300LVXY1VJKE13M84	SEC	NO.....
107038	J.P. Morgan Asset Management	549300W78QH4XMM6K69	SEC	NO.....
104518	DWS Investment Management Americas Inc.	CZ83K4EEE8QVCT3B128	SEC	NO.....

30.1 Does the reporting entity have any diversified mutual funds reported in Schedule D, Part 2 (diversified according to the Securities and Exchange Commission (SEC) in the Investment Company Act of 1940 [Section 5(b)(1)])? Yes [] No [X]

30.2 If yes, complete the following schedule:

1 CUSIP #	2 Name of Mutual Fund	3 Book/Adjusted Carrying Value
30.2999 - Total		0

30.3 For each mutual fund listed in the table above, complete the following schedule:

1 Name of Mutual Fund (from above table)	2 Name of Significant Holding of the Mutual Fund	3 Amount of Mutual Fund's Book/Adjusted Carrying Value Attributable to the Holding	4 Date of Valuation

GENERAL INTERROGATORIES

31. Provide the following information for all short-term and long-term bonds and all preferred stocks. Do not substitute amortized value or statement value for fair value.

	1	2	3
	Statement (Admitted) Value	Fair Value	Excess of Statement over Fair Value (-), or Fair Value over Statement (+)
31.1 Bonds	2,154,291,691	1,977,603,030	(176,688,661)
31.2 Preferred stocks	0	0	0
31.3 Totals	2,154,291,691	1,977,603,030	(176,688,661)

31.4 Describe the sources or methods utilized in determining the fair values:

For those securities that had prices in the NAIC SVO ISIS database, those prices were used; for those securities that did not have prices in the NAIC SVO ISIS database, pricing was obtained from Hub which is an external data sources vendor. Hub utilizes various pricing sources.

32.1 Was the rate used to calculate fair value determined by a broker or custodian for any of the securities in Schedule D? Yes [] No [X]

32.2 If the answer to 32.1 is yes, does the reporting entity have a copy of the broker's or custodian's pricing policy (hard copy or electronic copy) for all brokers or custodians used as a pricing source? Yes [] No []

32.3 If the answer to 32.2 is no, describe the reporting entity's process for determining a reliable pricing source for purposes of disclosure of fair value for Schedule D:
.....

33.1 Have all the filing requirements of the Purposes and Procedures Manual of the NAIC Investment Analysis Office been followed? Yes [X] No []

33.2 If no, list exceptions:
.....

34. By self-designating 5GI securities, the reporting entity is certifying the following elements of each self-designated 5GI security:
 a. Documentation necessary to permit a full credit analysis of the security does not exist or an NAIC CRP credit rating for an FE or PL security is not available.
 b. Issuer or obligor is current on all contracted interest and principal payments.
 c. The insurer has an actual expectation of ultimate payment of all contracted interest and principal.
 Has the reporting entity self-designated 5GI securities? Yes [] No [X]

35. By self-designating PLGI securities, the reporting entity is certifying the following elements of each self-designated PLGI security:
 a. The security was purchased prior to January 1, 2018.
 b. The reporting entity is holding capital commensurate with the NAIC Designation reported for the security.
 c. The NAIC Designation was derived from the credit rating assigned by an NAIC CRP in its legal capacity as a NRSRO which is shown on a current private letter rating held by the insurer and available for examination by state insurance regulators.
 d. The reporting entity is not permitted to share this credit rating of the PL security with the SVO.
 Has the reporting entity self-designated PLGI securities? Yes [] No [X]

36. By assigning FE to a Schedule BA non-registered private fund, the reporting entity is certifying the following elements of each self-designated FE fund:
 a. The shares were purchased prior to January 1, 2019.
 b. The reporting entity is holding capital commensurate with the NAIC Designation reported for the security.
 c. The security had a public credit rating(s) with annual surveillance assigned by an NAIC CRP in its legal capacity as an NRSRO prior to January 1, 2019.
 d. The fund only or predominantly holds bonds in its portfolio.
 e. The current reported NAIC Designation was derived from the public credit rating(s) with annual surveillance assigned by an NAIC CRP in its legal capacity as an NRSRO.
 f. The public credit rating(s) with annual surveillance assigned by an NAIC CRP has not lapsed.
 Has the reporting entity assigned FE to Schedule BA non-registered private funds that complied with the above criteria? Yes [] No [X]

37. By rolling/renewing short-term or cash equivalent investments with continued reporting on Schedule DA, Part 1 or Schedule E Part 2 (identified through a code (%) in those investment schedules), the reporting entity is certifying to the following:
 a. The investment is a liquid asset that can be terminated by the reporting entity on the current maturity date.
 b. If the investment is with a nonrelated party or nonaffiliate, then it reflects an arms-length transaction with renewal completed at the discretion of all involved parties.
 c. If the investment is with a related party or affiliate, then the reporting entity has completed robust re-underwriting of the transaction for which documentation is available for regulator review.
 d. Short-term and cash equivalent investments that have been renewed/rolled from the prior period that do not meet the criteria in 37.a - 37.c are reported as long-term investments.
 Has the reporting entity rolled/renewed short-term or cash equivalent investments in accordance with these criteria? Yes [] No [] N/A [X]

GENERAL INTERROGATORIES

38.1 Does the reporting entity directly hold cryptocurrencies? Yes [] No [X]

38.2 If the response to 38.1 is yes, on what schedule are they reported?

39.1 Does the reporting entity directly or indirectly accept cryptocurrencies as payments for premiums on policies? Yes [] No [X]

39.2 If the response to 39.1 is yes, are the cryptocurrencies held directly or are they immediately converted to U.S. dollars?
 39.21 Held directly Yes [] No []
 39.22 Immediately converted to U.S. dollars Yes [] No []

39.3 If the response to 38.1 or 39.1 is yes, list all cryptocurrencies accepted for payments of premiums or that are held directly.

1 Name of Cryptocurrency	2 Immediately Converted to USD, Directly Held, or Both	3 Accepted for Payment of Premiums

OTHER

40.1 Amount of payments to trade associations, service organizations and statistical or rating bureaus, if any?\$0

40.2 List the name of the organization and the amount paid if any such payment represented 25% or more of the total payments to trade associations, service organizations and statistical or rating bureaus during the period covered by this statement.

1 Name	2 Amount Paid

41.1 Amount of payments for legal expenses, if any?\$0

41.2 List the name of the firm and the amount paid if any such payment represented 25% or more of the total payments for legal expenses during the period covered by this statement.

1 Name	2 Amount Paid

42.1 Amount of payments for expenditures in connection with matters before legislative bodies, officers or departments of government, if any?\$0

42.2 List the name of the firm and the amount paid if any such payment represented 25% or more of the total payment expenditures in connection with matters before legislative bodies, officers, or departments of government during the period covered by this statement.

1 Name	2 Amount Paid

GENERAL INTERROGATORIES

PART 2 - HEALTH INTERROGATORIES

1.1 Does the reporting entity have any direct Medicare Supplement Insurance in force? Yes [] No [X]

1.2 If yes, indicate premium earned on U.S. business only. \$ 0

1.3 What portion of Item (1.2) is not reported on the Medicare Supplement Insurance Experience Exhibit? \$ 0

1.31 Reason for excluding
.....

1.4 Indicate amount of earned premium attributable to Canadian and/or Other Alien not included in Item (1.2) above \$ 0

1.5 Indicate total incurred claims on all Medicare Supplement Insurance. \$ 0

1.6 Individual policies: Most current three years:

1.61 Total premium earned \$ 0

1.62 Total incurred claims \$ 0

1.63 Number of covered lives 0

All years prior to most current three years:

1.64 Total premium earned \$ 0

1.65 Total incurred claims \$ 0

1.66 Number of covered lives 0

1.7 Group policies: Most current three years:

1.71 Total premium earned \$ 0

1.72 Total incurred claims \$ 0

1.73 Number of covered lives 0

All years prior to most current three years:

1.74 Total premium earned \$ 0

1.75 Total incurred claims \$ 0

1.76 Number of covered lives 0

2. Health Test:

		1	2	
		Current Year	Prior Year	
2.1	Premium Numerator	12,676,935,246	9,510,259,041	
2.2	Premium Denominator	12,676,935,246	9,510,259,041	
2.3	Premium Ratio (2.1/2.2)	1.000	1.000	
2.4	Reserve Numerator	1,401,530,055	1,217,590,670	
2.5	Reserve Denominator	1,401,530,055	1,217,590,670	
2.6	Reserve Ratio (2.4/2.5)	1.000	1.000	

3.1 Has the reporting entity received any endowment or gift from contracting hospitals, physicians, dentists, or others that is agreed will be returned when, as and if the earnings of the reporting entity permits? Yes [] No [X]

3.2 If yes, give particulars:
.....

4.1 Have copies of all agreements stating the period and nature of hospitals', physicians', and dentists' care offered to subscribers and dependents been filed with the appropriate regulatory agency? Yes [X] No []

4.2 If not previously filed, furnish herewith a copy(ies) of such agreement(s). Do these agreements include additional benefits offered? Yes [] No []

5.1 Does the reporting entity have stop-loss reinsurance? Yes [X] No []

5.2 If no, explain:
.....

5.3 Maximum retained risk (see instructions)

5.31 Comprehensive Medical \$ 750,000

5.32 Medical Only \$ 0

5.33 Medicare Supplement \$ 0

5.34 Dental & Vision \$ 0

5.35 Other Limited Benefit Plan \$ 0

5.36 Other \$ 0

6. Describe arrangement which the reporting entity may have to protect subscribers and their dependents against the risk of insolvency including hold harmless provisions, conversion privileges with other carriers, agreements with providers to continue rendering services, and any other agreements:
Hold harmless clauses in provider agreements and continuation of coverage endorsements in reinsurance agreements.

7.1 Does the reporting entity set up its claim liability for provider services on a service date basis? Yes [X] No []

7.2 If no, give details
.....

8. Provide the following information regarding participating providers:

8.1 Number of providers at start of reporting year 363,840

8.2 Number of providers at end of reporting year 542,309

9.1 Does the reporting entity have business subject to premium rate guarantees? Yes [X] No []

9.2 If yes, direct premium earned:

9.21 Business with rate guarantees between 15-36 months.. \$ 279,258

9.22 Business with rate guarantees over 36 months \$ 0

GENERAL INTERROGATORIES

- 10.1 Does the reporting entity have Incentive Pool, Withhold or Bonus Arrangements in its provider contracts? Yes [] No []
- 10.2 If yes:
- | | |
|--|--|
| | 10.21 Maximum amount payable bonuses.....\$155,427,636 |
| | 10.22 Amount actually paid for year bonuses.....\$178,386,530 |
| | 10.23 Maximum amount payable withholds.....\$12,702,014 |
| | 10.24 Amount actually paid for year withholds.....\$17,949,900 |
- 11.1 Is the reporting entity organized as:
- | | |
|--|---|
| | 11.12 A Medical Group/Staff Model, Yes [<input type="checkbox"/>] No [<input checked="" type="checkbox"/>] |
| | 11.13 An Individual Practice Association (IPA), or, Yes [<input type="checkbox"/>] No [<input checked="" type="checkbox"/>] |
| | 11.14 A Mixed Model (combination of above)? Yes [<input type="checkbox"/>] No [<input checked="" type="checkbox"/>] |
- 11.2 Is the reporting entity subject to Statutory Minimum Capital and Surplus Requirements? Yes [] No []
- 11.3 If yes, show the name of the state requiring such minimum capital and surplus. Wisconsin
- 11.4 If yes, show the amount required. \$ 383,651,628
- 11.5 Is this amount included as part of a contingency reserve in stockholder's equity? Yes [] No []
- 11.6 If the amount is calculated, show the calculation
 The minimum net worth requirement for HMOs in the state of Wisconsin is the compulsory and security surplus calculations.

12. List service areas in which reporting entity is licensed to operate:

1 Name of Service Area
Wisconsin Counties:
Statewide
Arizona Counties:
Graham
Pima
Santa Cruz
Yavapai
Delaware Counties:
Kent
New Castle
Sussex
Kent
New Castle
Sussex
Iowa Counties:
Adair
Allamakee
Appanoose
Benton
Black Hawk
Boone
Bremer
Buchanan
Buena Vista
Butler
Calhoun
Carroll
Cass
Cedar
Cerro Gordo
Cherokee
Chickasaw
Clarke
Clay
Clayton
Clinton
Crawford
Dallas
Davis
Delaware
Des Moines
Dickinson
Fayette
Floyd
Franklin
Greene
Grundy
Guthrie
Hamilton
Hancock
Hardin
Henry
Howard
Humboldt
Ida
Iowa
Jackson
Jasper
Jefferson

ANNUAL STATEMENT FOR THE YEAR 2022 OF THE UnitedHealthcare of Wisconsin, Inc.

1 Name of Service Area
Jefferson
Johnson
Jones
Keokuk
Kossuth
Lee
Linn
Louisa
Lucas
Lyon
Madison
Mahaska
Marion
Marshall
Mills
Monona
Monroe
Muscatine
O'Brien
Plymouth
Pocahontas
Polk
Pottawattamie
Poweshiek
Sac
Scott
Sioux
Story
Tama
Van Buren
Wapello
Warren
Washington
Wayne
Webster
Winnebago
Winneshiek
Woodbury
Wright
Dallas
Jasper
Madison
Marshall
Polk
Story
Warren
Adair
Allamakee
Appanoose
Benton
Black Hawk
Boone
Bremer
Buchanan
Buena Vista
Butler
Calhoun
Carroll
Cedar
Cerro Gordo
Chickasaw
Clarke
Clay
Clayton
Clinton
Crawford
Davis
Delaware
Des Moines
Dickinson
Fayette
Floyd
Franklin
Greene
Grundy
Guthrie
Hamilton
Hancock
Hardin
Henry
Howard
Humboldt
Iowa
Jackson
Jefferson
Johnson
Jones

ANNUAL STATEMENT FOR THE YEAR 2022 OF THE UnitedHealthcare of Wisconsin, Inc.

1 Name of Service Area
Keokuk
Kossuth
Lee
Linn
Louisa
Lucas
Mahaska
Marion
Monroe
Muscatine
Pocahontas
Poweshiek
Sac
Scott
Tama
Van Buren
Wapello
Washington
Wayne
Webster
Winnebago
Winneshiek
Wright
Adair
Allamakee
Appanoose
Benton
Black Hawk
Boone
Bremer
Buchanan
Buena Vista
Butler
Calhoun
Carroll
Cedar
Cerro Gordo
Chickasaw
Clarke
Clay
Clayton
Clinton
Crawford
Davis
Delaware
Des Moines
Dickinson
Fayette
Floyd
Franklin
Greene
Grundy
Guthrie
Hamilton
Hancock
Hardin
Henry
Howard
Humboldt
Iowa
Jackson
Jefferson
Johnson
Jones
Keokuk
Kossuth
Lee
Linn
Louisa
Lucas
Mahaska
Marion
Monroe
Muscatine
Pocahontas
Poweshiek
Sac
Scott
Tama
Van Buren
Wapello
Washington
Wayne
Webster
Winnebago
Winneshiek
Wright

ANNUAL STATEMENT FOR THE YEAR 2022 OF THE UnitedHealthcare of Wisconsin, Inc.

1 Name of Service Area
Dallas
Jasper
Madison
Marshall
Polk
Story
Warren
.....
Illinois Counties:
Henry
Mercer
Rock Island
Boone
Bureau
Carroll
Henderson
Jo Daviess
Knox
Lee
Marshall
McLean
Ogle
Peoria
Putnam
Sangamon
Stark
Stephenson
Tazewell
Warren
Whiteside
Winnebago
Woodford
Henry
Mercer
Rock Island
.....
Kansas Counties:
Allen
Anderson
Atchison
Barber
Bourbon
Brown
Butler
Chase
Chautauqua
Cherokee
Coffey
Cowley
Crawford
Doniphan
Douglas
Elk
Ellsworth
Franklin
Greenwood
Harper
Harvey
Jackson
Jefferson
Jewell
Johnson
Kingman
Labette
Leavenworth
Lincoln
Linn
Lyon
Marion
McPherson
Miami
Mitchell
Montgomery
Morris
Nemaha
Neosho
Osage
Osborne
Ottawa
Pottawatomie
Republic
Russell
Sedgwick
Shawnee
Smith
Stafford
Sumner

ANNUAL STATEMENT FOR THE YEAR 2022 OF THE UnitedHealthcare of Wisconsin, Inc.

1 Name of Service Area
Wabunsee
Washington
Wilson
Woodson
Wyandotte
.....
Kentucky Counties:
Boone
Campbell
Grant
Kenton
Pendleton
Boone
Campbell
Grant
Kenton
Pendleton
Anderson
Bell
Bullitt
Butler
Caldwell
Calloway
Daviess
Edmonson
Fayette
Floyd
Franklin
Graves
Grayson
Hancock
Hardin
Harlan
Hart
Henderson
Henry
Hopkins
Jefferson
Jessamine
Knott
Knox
Larue
Laurel
Leslie
Letcher
Logan
Lyon
Madison
Marion
Marshall
McLean
Meade
Metcalfe
Muhlenberg
Nelson
Ohio
Oldham
Perry
Pike
Shelby
Spencer
Taylor
Todd
Trigg
Union
Webster
Whitley
Woodford
Anderson
Bell
Bullitt
Butler
Caldwell
Calloway
Daviess
Edmonson
Fayette
Floyd
Franklin
Graves
Grayson
Hancock
Hardin
Harlan
Hart
Henderson
Henry

ANNUAL STATEMENT FOR THE YEAR 2022 OF THE UnitedHealthcare of Wisconsin, Inc.

1 Name of Service Area
Hopkins
Jefferson
Jessamine
Knott
Knox
Larue
Laurel
Leslie
Letcher
Logan
Lyon
Madison
Marion
Marshall
McLean
Meade
Metcalfe
Muhlenberg
Nelson
Ohio
Oldham
Perry
Pike
Shelby
Spencer
Taylor
Todd
Trigg
Union
Webster
Whitley
Woodford
Boone
Campbell
Grant
Kenton
Pendleton
Adair
Anderson
Ballard
Bath
Bell
Boone
Bourbon
Boyd
Bracken
Breathitt
Bullitt
Butler
Caldwell
Calloway
Campbell
Carlisle
Carter
Casey
Clark
Daviess
Edmonson
Elliott
Estill
Fayette
Franklin
Garrard
Grant
Graves
Grayson
Greenup
Hancock
Hardin
Harlan
Harrison
Hart
Henry
Hopkins
Jackson
Jefferson
Jessamine
Johnson
Kenton
Knott
Knox
Larue
Laurel
Lawrence
Leslie
Letcher
Livingston

ANNUAL STATEMENT FOR THE YEAR 2022 OF THE UnitedHealthcare of Wisconsin, Inc.

1 Name of Service Area
Logan
Madison
Magoffin
Marion
Martin
Mason
McCreary
McLean
Meade
Menifee
Metcalfe
Montgomery
Morgan
Muhlenberg
Nelson
Ohio
Oldham
Pendleton
Perry
Pike
Powell
Robertson
Rockcastle
Rowan
Shelby
Spencer
Taylor
Todd
Washington
Wayne
Webster
Whitley
Wolfe
Woodford
Boyle
Carroll
Clay
Fleming
Floyd
Gallatin
Henderson
Lee
Lewis
Lincoln
Lyon
Marshall
Mercer
Nicholas
Owen
Owsley
Pulaski
Russell
Scott
Trigg
Trimble
Union
.....
Massachusetts Counties:
Middlesex
Suffolk
Middlesex
Suffolk
Bristol
Essex
Franklin
Hampden
Hampshire
Norfolk
Plymouth
Worcester
Bristol
Essex
Franklin
Hampden
Hampshire
Norfolk
Plymouth
Worcester
.....
Maryland Counties:
Montgomery
.....
Missouri Counties:
Adair
Andrew
Atchison
Audrain

ANNUAL STATEMENT FOR THE YEAR 2022 OF THE UnitedHealthcare of Wisconsin, Inc.

1 Name of Service Area
Barry
Barton
Bates
Benton
Bollinger
Boone
Buchanan
Butler
Caldwell
Callaway
Camden
Cape Girardeau
Carroll
Carter
Cass
Cedar
Chariton
Christian
Clark
Clay
Clinton
Cole
Cooper
Crawford
Dade
Dallas
Daviess
DeKalb
Dent
Douglas
Dunklin
Franklin
Gasconade
Gentry
Greene
Grundy
Harrison
Henry
Hickory
Holt
Howard
Howell
Iron
Jackson
Jasper
Jefferson
Johnson
Knox
Laclede
Lafayette
Lawrence
Lewis
Lincoln
Linn
Livingston
Macon
Madison
Maries
Marion
McDonald
Mercer
Miller
Mississippi
Moniteau
Monroe
Montgomery
Morgan
New Madrid
Newton
Nodaway
Oregon
Osage
Ozark
Pemiscot
Perry
Pettis
Phelps
Pike
Platte
Polk
Pulaski
Putnam
Ralls
Randolph
Ray
Reynolds
Ripley

ANNUAL STATEMENT FOR THE YEAR 2022 OF THE UnitedHealthcare of Wisconsin, Inc.

1 Name of Service Area
Saline
Schuyler
Scotland
Scott
Shannon
Shelby
St. Charles
St. Clair
St. Francois
St. Louis
St. Louis City
Ste. Genevieve
Stoddard
Stone
Sullivan
Taney
Texas
Vernon
Warren
Washington
Wayne
Webster
Worth
Wright
.....
Mississippi Counties:
Alcorn
Benton
Calhoun
Carroll
Chickasaw
Choctaw
Clay
Coahoma
DeSoto
Itawamba
Lafayette
Lee
Marshall
Monroe
Montgomery
Oktibbeha
Panola
Pontotoc
Prentiss
Quitman
Tallahatchie
Tate
Tippah
Tishomingo
Tunica
Union
Webster
Yalobusha
Amite
Attala
Bolivar
Claiborne
Clarke
Copiah
Covington
Franklin
George
Greene
Hancock
Harrison
Hinds
Holmes
Humphreys
Issaquena
Jackson
Jasper
Jefferson
Jefferson Davis
Jones
Lauderdale
Lawrence
Leake
Leflore
Lincoln
Madison
Marion
Neshoba
Newton
Noxubee
Pearl River
Perry

ANNUAL STATEMENT FOR THE YEAR 2022 OF THE UnitedHealthcare of Wisconsin, Inc.

1 Name of Service Area
Pike
Rankin
Scott
Sharkey
Simpson
Smith
Stone
Sunflower
Walthall
Warren
Washington
Wayne
Wilkinson
Winston
Yazoo
.....
North Carolina Counties:
Alamance
Alexander
Cabarrus
Caldwell
Caswell
Catawba
Chatham
Cleveland
Cumberland
Davidson
Davie
Forsyth
Gaston
Guilford
Henderson
Iredell
Johnston
Lincoln
Mecklenburg
Orange
Person
Randolph
Richmond
Rockingham
Rowan
Stokes
Surry
Union
Wilkes
Yadkin
Alamance
Alexander
Cabarrus
Caldwell
Caswell
Catawba
Chatham
Cleveland
Cumberland
Davidson
Davie
Forsyth
Gaston
Guilford
Henderson
Iredell
Johnston
Lincoln
Mecklenburg
Orange
Person
Randolph
Richmond
Rockingham
Rowan
Stokes
Surry
Union
Wilkes
Yadkin
Durham
Wake
Alamance
Alexander
Avery
Buncombe
Burke
Cabarrus
Caldwell
Caswell

ANNUAL STATEMENT FOR THE YEAR 2022 OF THE UnitedHealthcare of Wisconsin, Inc.

1 Name of Service Area
Catawba
Chatham
Cherokee
Clay
Cleveland
Cumberland
Davidson
Davie
Durham
Forsyth
Franklin
Gaston
Graham
Granville
Guilford
Harnett
Haywood
Henderson
Iredell
Jackson
Johnston
Lee
Lincoln
Macon
Madison
McDowell
Mecklenburg
Mitchell
Nash
Orange
Person
Polk
Randolph
Richmond
Rockingham
Rowan
Rutherford
Sampson
Stokes
Surry
Swain
Transylvania
Union
Vance
Wake
Wayne
Wilkes
Wilson
Yadkin
Yancey
Alamance
Buncombe
Caswell
Catawba
Chatham
Cumberland
Davidson
Davie
Durham
Forsyth
Guilford
Henderson
Mecklenburg
Orange
Person
Randolph
Rockingham
Rowan
Stokes
Wake
Wilkes
Yadkin
Alamance
Buncombe
Cabarrus
Chatham
Cleveland
Cumberland
Davidson
Durham
Forsyth
Gaston
Guilford
Haywood
Henderson
Johnston
Mecklenburg

ANNUAL STATEMENT FOR THE YEAR 2022 OF THE UnitedHealthcare of Wisconsin, Inc.

1 Name of Service Area
Orange
Randolph
Rockingham
Rowan
Stokes
Union
Wake
Wilkes
Alamance
Buncombe
Cabarrus
Davidson
Durham
Forsyth
Gaston
Guilford
Mecklenburg
Orange
Randolph
Rockingham
Rowan
Wake
Avery
Buncombe
Burke
Cherokee
Clay
Graham
Haywood
Jackson
Macon
Madison
McDowell
Mitchell
Polk
Rutherford
Swain
Transylvania
Yancey
Avery
Buncombe
Burke
Cherokee
Clay
Graham
Haywood
Jackson
Macon
Madison
McDowell
Mitchell
Polk
Rutherford
Swain
Transylvania
Yancey
Durham
Wake
Franklin
Granville
Harnett
Lee
Nash
Sampson
Vance
Wayne
Wilson
Franklin
Granville
Harnett
Lee
Nash
Sampson
Vance
Wayne
Wilson
Avery
Buncombe
Burke
Cherokee
Clay
Graham
Haywood
Henderson
Jackson
Macon
Madison

ANNUAL STATEMENT FOR THE YEAR 2022 OF THE UnitedHealthcare of Wisconsin, Inc.

1 Name of Service Area
McDowell
Mitchell
Polk
Rutherford
Swain
Transylvania
Yancey
Alamance
Davidson
Forsyth
Guilford
Mecklenburg
Randolph
Rockingham
Rowan
.....
Nebraska Counties:
Adams
Antelope
Boone
Buffalo
Burt
Butler
Cass
Cedar
Clay
Colfax
Cuming
Custer
Dakota
Dixon
Dodge
Douglas
Fillmore
Gage
Hall
Hamilton
Howard
Jefferson
Johnson
Kearney
Knox
Lancaster
Madison
Merrick
Nuckolls
Otoe
Pawnee
Pierce
Platte
Polk
Saline
Sarpy
Saunders
Seward
Sherman
Stanton
Thayer
Thurston
Washington
Wayne
Webster
York
.....
New Hampshire Counties:
Belknap
Carroll
Cheshire
Coos
Grafton
Hillsborough
Merrimack
Rockingham
Strafford
Sullivan
Belknap
Carroll
Cheshire
Coos
Grafton
Hillsborough
Merrimack
Rockingham
Strafford
Sullivan
.....
Ohio Counties:

ANNUAL STATEMENT FOR THE YEAR 2022 OF THE UnitedHealthcare of Wisconsin, Inc.

1 Name of Service Area
Allen
Ashland
Ashtabula
Belmont
Carroll
Columbiana
Cuyahoga
Erie
Fulton
Geauga
Hancock
Harrison
Huron
Jefferson
Lake
Lorain
Lucas
Mahoning
Medina
Ottawa
Portage
Sandusky
Seneca
Stark
Summit
Trumbull
Tuscarawas
Wayne
Wood
Allen
Ashland
Ashtabula
Belmont
Carroll
Columbiana
Cuyahoga
Erie
Fulton
Geauga
Hancock
Harrison
Huron
Jefferson
Lake
Lorain
Lucas
Mahoning
Medina
Ottawa
Portage
Sandusky
Seneca
Stark
Summit
Trumbull
Tuscarawas
Wayne
Wood
Allen
Ashland
Ashtabula
Belmont
Brown
Butler
Carroll
Champaign
Clark
Clermont
Clinton
Columbiana
Cuyahoga
Delaware
Erie
Fairfield
Fayette
Franklin
Fulton
Geauga
Greene
Hamilton
Hancock
Harrison
Huron
Jefferson
Knox
Lake
Licking

ANNUAL STATEMENT FOR THE YEAR 2022 OF THE UnitedHealthcare of Wisconsin, Inc.

1 Name of Service Area
Lorain
Lucas
Madison
Mahoning
Marion
Medina
Miami
Montgomery
Morrow
Muskingum
Ottawa
Pickaway
Pike
Portage
Preble
Richland
Ross
Sandusky
Seneca
Stark
Summit
Trumbull
Tuscarawas
Union
Warren
Wayne
Wood
Brown
Butler
Champaign
Clark
Clermont
Clinton
Greene
Hamilton
Miami
Montgomery
Pike
Preble
Ross
Warren
Butler
Clark
Cuyahoga
Franklin
Greene
Hamilton
Madison
Mahoning
Montgomery
Stark
Summit
Trumbull
Warren
Clark
Greene
Lake
Lorain
Lucas
Warren
Lake
Delaware
Fairfield
Fayette
Franklin
Knox
Licking
Madison
Marion
Morrow
Muskingum
Pickaway
Richland
Union
Delaware
Fairfield
Fayette
Franklin
Knox
Licking
Madison
Marion
Morrow
Muskingum
Pickaway
Richland
Union

ANNUAL STATEMENT FOR THE YEAR 2022 OF THE UnitedHealthcare of Wisconsin, Inc.

1 Name of Service Area
Brown
Butler
Champaign
Clark
Clermont
Clinton
Greene
Hamilton
Miami
Montgomery
Pike
Preble
Ross
Warren
Allen
Ashland
Ashtabula
Belmont
Carroll
Columbiana
Cuyahoga
Erie
Fulton
Geauga
Hancock
Harrison
Huron
Jefferson
Lake
Lorain
Lucas
Mahoning
Medina
Ottawa
Portage
Sandusky
Seneca
Stark
Summit
Trumbull
Tuscarawas
Wayne
Wood
.....
Oklahoma Counties:
Statewide
.....
Pennsylvania Counties:
Bucks
Chester
Montgomery
Philadelphia
Allegheny
Armstrong
Beaver
Bedford
Blair
Butler
Cambria
Clarion
Crawford
Erie
Fayette
Forest
Greene
Huntingdon
Jefferson
Lawrence
Mercer
Somerset
Venango
Warren
Washington
Westmoreland
Allegheny
Armstrong
Beaver
Bedford
Blair
Butler
Cambria
Clarion
Crawford
Erie
Fayette
Forest
Greene

ANNUAL STATEMENT FOR THE YEAR 2022 OF THE UnitedHealthcare of Wisconsin, Inc.

1 Name of Service Area
Huntingdon
Jefferson
Lawrence
Mercer
Somerset
Venango
Warren
Washington
Westmoreland
Berks
Cumberland
Dauphin
Lancaster
Lebanon
Lehigh
Northampton
York
Allegheny
Armstrong
Beaver
Bedford
Berks
Blair
Bucks
Butler
Cambria
Chester
Clarion
Crawford
Cumberland
Dauphin
Erie
Fayette
Forest
Greene
Huntingdon
Jefferson
Lancaster
Lawrence
Lebanon
Lehigh
Mercer
Montgomery
Northampton
Philadelphia
Somerset
Venango
Warren
Washington
Westmoreland
York
Bucks
Chester
Montgomery
Philadelphia
.....
Rhode Island Counties:
Bristol
Kent
Newport
Providence
Washington
Bristol
Kent
Newport
Providence
Washington
Bristol
Kent
Newport
Providence
Washington
.....
Tennessee Counties:
Anderson
Bledsoe
Blount
Bradley
Campbell
Carter
Claiborne
Cocke
Cumberland
Fentress
Franklin
Grainger
Greene

ANNUAL STATEMENT FOR THE YEAR 2022 OF THE UnitedHealthcare of Wisconsin, Inc.

1 Name of Service Area
Grundy
Hamblen
Hamilton
Hancock
Hawkins
Jefferson
Johnson
Knox
Loudon
Marion
McMinn
Meigs
Monroe
Morgan
Overton
Polk
Putnam
Rhea
Roane
Scott
Sequatchie
Sevier
Sullivan
Unicoi
Union
Van Buren
Warren
Washington
White
Anderson
Bledsoe
Blount
Bradley
Campbell
Carter
Claiborne
Cocke
Cumberland
Fentress
Franklin
Grainger
Greene
Grundy
Hamblen
Hamilton
Hancock
Hawkins
Jefferson
Johnson
Knox
Loudon
Marion
McMinn
Meigs
Monroe
Morgan
Overton
Polk
Putnam
Rhea
Roane
Scott
Sequatchie
Sevier
Sullivan
Unicoi
Union
Van Buren
Warren
Washington
White
Carroll
Chester
Dyer
Fayette
Gibson
Hardeman
Haywood
Henry
Madison
McNairy
Obion
Shelby
Weakley
Carroll
Chester
Dyer

ANNUAL STATEMENT FOR THE YEAR 2022 OF THE UnitedHealthcare of Wisconsin, Inc.

1 Name of Service Area
Fayette
Gibson
Hardeman
Haywood
Henry
Madison
McNairy
Obion
Shelby
Weakley
Bedford
Cannon
Cheatham
Coffee
Davidson
DeKalb
Dickson
Giles
Hickman
Jackson
Lawrence
Lewis
Lincoln
Macon
Marshall
Maury
Montgomery
Moore
Robertson
Rutherford
Smith
Sumner
Trousdale
Wayne
Williamson
Wilson
Bedford
Cannon
Cheatham
Coffee
Davidson
DeKalb
Dickson
Giles
Hickman
Jackson
Lawrence
Lewis
Lincoln
Macon
Marshall
Maury
Montgomery
Moore
Robertson
Rutherford
Smith
Sumner
Trousdale
Wayne
Williamson
Wilson
Anderson
Bedford
Bledsoe
Blount
Bradley
Campbell
Cannon
Carroll
Carter
Cheatham
Chester
Claiborne
Cocke
Coffee
Cumberland
Davidson
DeKalb
Dickson
Dyer
Fayette
Fentress
Franklin
Gibson
Giles
Grainger

ANNUAL STATEMENT FOR THE YEAR 2022 OF THE UnitedHealthcare of Wisconsin, Inc.

1 Name of Service Area
Greene
Grundy
Hamblen
Hamilton
Hancock
Hardeman
Hawkins
Haywood
Henry
Hickman
Jackson
Jefferson
Johnson
Knox
Lawrence
Lewis
Lincoln
Loudon
Macon
Madison
Marion
Marshall
Maury
McMinn
McNairy
Meigs
Monroe
Montgomery
Moore
Morgan
Obion
Overton
Polk
Putnam
Rhea
Roane
Robertson
Rutherford
Scott
Sequatchie
Sevier
Shelby
Smith
Sullivan
Sumner
Trousdale
Unicoi
Union
Van Buren
Warren
Washington
Wayne
Weakley
White
Williamson
Wilson
.....
Virginia Counties:
Bland
Bristol City
Buchanan
Dickenson
Grayson
Lee
Norton City
Russell
Scott
Smyth
Tazewell
Washington
Wise
Wythe
Bland
Bristol City
Buchanan
Dickenson
Grayson
Lee
Norton City
Russell
Scott
Smyth
Tazewell
Washington
Wise
Wythe
Chesapeake City

ANNUAL STATEMENT FOR THE YEAR 2022 OF THE UnitedHealthcare of Wisconsin, Inc.

1 Name of Service Area
Hampton City
Isle of Wight
James City
Newport News City
Norfolk City
Poquoson City
Portsmouth City
Suffolk City
Virginia Beach City
Williamsburg City
York
Chesapeake City
Hampton City
Isle of Wight
James City
Newport News City
Norfolk City
Poquoson City
Portsmouth City
Suffolk City
Virginia Beach City
Williamsburg City
York
Alexandria City
Arlington
Clarke
Fairfax
Fairfax City
Falls Church City
Frederick
Loudoun
Manassas City
Manassas Park City
Prince William
Shenandoah
Warren
Winchester City
Alleghany
Amherst
Appomattox
Augusta
Bedford
Botetourt
Buena Vista City
Campbell
Charlotte
Covington City
Craig
Danville City
Floyd
Franklin
Halifax
Henry
Lexington City
Lynchburg City
Martinsville City
Montgomery
Pittsylvania
Prince Edward
Radford City
Roanoke
Roanoke City
Rockbridge
Rockingham
Salem City
Staunton City
Waynesboro City
Amelia
Charles City
Chesterfield
Colonial Heights City
Goochland
Hanover
Henrico
Hopewell City
New Kent
Petersburg City
Powhatan
Richmond City
Alleghany
Amherst
Appomattox
Augusta
Bedford
Botetourt
Buena Vista City
Campbell

ANNUAL STATEMENT FOR THE YEAR 2022 OF THE UnitedHealthcare of Wisconsin, Inc.

1 Name of Service Area
Charlotte
Covington City
Craig
Danville City
Floyd
Franklin
Halifax
Henry
Lexington City
Lynchburg City
Martinsville City
Montgomery
Pittsylvania
Prince Edward
Radford City
Roanoke
Roanoke City
Rockbridge
Rockingham
Salem City
Staunton City
Waynesboro City
Amelia
Charles City
Chesterfield
Colonial Heights City
Goochland
Hanover
Henrico
Hopewell City
New Kent
Petersburg City
Powhatan
Richmond City
Bland
Bristol City
Buchanan
Dickenson
Grayson
Lee
Norton City
Russell
Scott
Smyth
Tazewell
Washington
Wise
Wythe
.....
Vermont Counties:
Addison
Bennington
Caledonia
Chittenden
Essex
Franklin
Grand Isle
Lamoille
Orange
Orleans
Rutland
Washington
Windham
Windsor
Addison
Bennington
Caledonia
Chittenden
Essex
Franklin
Grand Isle
Lamoille
Orange
Orleans
Rutland
Washington
Windham
Windsor
Addison
Bennington
Caledonia
Chittenden
Essex
Franklin
Grand Isle
Lamoille
Orange

ANNUAL STATEMENT FOR THE YEAR 2022 OF THE UnitedHealthcare of Wisconsin, Inc.

1 Name of Service Area
Orleans
Rutland
Washington
Windham
Windsor
.....

- 13.1 Do you act as a custodian for health savings accounts? Yes [] No [X]
- 13.2 If yes, please provide the amount of custodial funds held as of the reporting date. \$0
- 13.3 Do you act as an administrator for health savings accounts? Yes [] No [X]
- 13.4 If yes, please provide the balance of funds administered as of the reporting date. \$0
- 14.1 Are any of the captive affiliates reported on Schedule S, Part 3, authorized reinsurers? Yes [] No [] N/A [X]
- 14.2 If the answer to 14.1 is yes, please provide the following:

1 Company Name	2 NAIC Company Code	3 Domiciliary Jurisdiction	4 Reserve Credit	Assets Supporting Reserve Credit		
				5 Letters of Credit	6 Trust Agreements	7 Other
.....

15. Provide the following for individual ordinary life insurance* policies (U.S. business only) for the current year (prior to reinsurance assumed or ceded):
- 15.1 Direct Premium Written \$0
- 15.2 Total Incurred Claims \$0
- 15.3 Number of Covered Lives 0

*Ordinary Life Insurance Includes
Term(whether full underwriting, limited underwriting, jet issue, "short form app")
Whole Life (whether full underwriting, limited underwriting, jet issue, "short form app")
Variable Life (with or without secondary gurarantee)
Universal Life (with or without secondary gurarantee)
Variable Universal Life (with or without secondary gurarantee)

16. Is the reporting entity licensed or chartered, registered, qualified, eligible or writing business in at least two states? Yes [X] No []
- 16.1 If no, does the reporting entity assume reinsurance business that covers risks residing in at least one state other than the state of domicile of the reporting entity? Yes [] No []

FIVE-YEAR HISTORICAL DATA

	1 2022	2 2021	3 2020	4 2019	5 2018
Balance Sheet (Pages 2 and 3)					
1. Total admitted assets (Page 2, Line 28)	3,463,943,880	2,657,928,682	2,517,950,280	2,069,443,505	1,705,514,441
2. Total liabilities (Page 3, Line 24)	1,894,069,756	1,442,679,221	1,410,793,422	1,027,134,403	872,113,657
3. Statutory minimum capital and surplus requirement	383,651,628	285,307,771	286,601,498	239,551,032	212,083,224
4. Total capital and surplus (Page 3, Line 33)	1,569,874,124	1,215,249,461	1,107,156,858	1,042,309,102	833,400,784
Income Statement (Page 4)					
5. Total revenues (Line 8)	12,788,387,612	9,531,184,979	8,684,893,888	7,259,122,195	6,426,764,351
6. Total medical and hospital expenses (Line 18)	10,306,450,661	7,688,772,153	6,781,542,591	5,819,416,062	5,104,389,137
7. Claims adjustment expenses (Line 20)	429,601,260	315,017,062	311,591,105	290,617,429	257,544,045
8. Total administrative expenses (Line 21)	999,108,532	741,580,239	827,867,192	562,705,801	584,171,227
9. Net underwriting gain (loss) (Line 24)	1,053,227,159	785,815,525	763,893,000	586,382,903	482,175,942
10. Net investment gain (loss) (Line 27)	67,165,974	40,125,975	39,718,872	46,690,395	35,255,445
11. Total other income (Lines 28 plus 29)	(2,265,243)	(1,869,204)	(2,295,182)	(2,694,866)	(3,151,093)
12. Net income or (loss) (Line 32)	883,185,162	653,102,139	604,195,825	498,646,274	383,830,969
Cash Flow (Page 6)					
13. Net cash from operations (Line 11)	1,154,224,950	569,442,482	985,269,746	589,002,395	121,989,845
Risk-Based Capital Analysis					
14. Total adjusted capital	1,569,874,124	1,215,249,462	1,107,156,858	1,042,309,102	833,400,784
15. Authorized control level risk-based capital	367,596,154	229,805,953	191,680,203	210,577,545	191,593,663
Enrollment (Exhibit 1)					
16. Total members at end of period (Column 5, Line 7)	953,823	736,897	884,692	723,474	678,093
17. Total members months (Column 6, Line 7)	11,034,231	9,408,328	10,089,062	8,532,128	7,967,371
Operating Percentage (Page 4) (Item divided by Page 4, sum of Lines 2, 3 and 5) x 100.0					
18. Premiums earned plus risk revenue (Line 2 plus Lines 3 and 5)	100.0	100.0	100.0	100.0	100.0
19. Total hospital and medical plus other non-health (Lines 18 plus Line 19)	80.6	80.7	78.1	80.2	79.4
20. Cost containment expenses	2.5	2.5	2.8	2.9	2.3
21. Other claims adjustment expenses	0.9	0.9	0.8	1.1	1.7
22. Total underwriting deductions (Line 23)	91.8	91.8	91.2	91.9	92.5
23. Total underwriting gain (loss) (Line 24)	8.2	8.2	8.8	8.1	7.5
Unpaid Claims Analysis (U&I Exhibit, Part 2B)					
24. Total claims incurred for prior years (Line 17, Col. 5)	877,076,694	869,074,392	697,613,632	610,102,129	642,914,707
25. Estimated liability of unpaid claims-[prior year (Line 17, Col. 6)]	931,178,147	985,497,465	770,101,291	657,072,585	672,333,439
Investments In Parent, Subsidiaries and Affiliates					
26. Affiliated bonds (Sch. D Summary, Line 12, Col. 1)	0	0	0	0	0
27. Affiliated preferred stocks (Sch. D Summary, Line 18, Col. 1)	0	0	0	0	0
28. Affiliated common stocks (Sch. D Summary, Line 24, Col. 1)	0	0	0	0	0
29. Affiliated short-term investments (subtotal included in Schedule DA Verification, Col. 5, Line 10)	0	0	0	0	0
30. Affiliated mortgage loans on real estate	0	0	0	0	0
31. All other affiliated	0	0	0	0	0
32. Total of above Lines 26 to 31	0	0	0	0	0
33. Total investment in parent included in Lines 26 to 31 above.	0	0	0	0	0

NOTE: If a party to a merger, have the two most recent years of this exhibit been restated due to a merger in compliance with the disclosure requirements of SSAP No. 3, Accounting Changes and Correction of Errors? Yes [] No []
 If no, please explain:

SCHEDULE T PREMIUMS AND OTHER CONSIDERATIONS

Allocated by States and Territories

States, etc.	1 Active Status (a)	Direct Business Only									
		2 Accident and Health Premiums	3 Medicare Title XVIII	4 Medicaid Title XIX	5 CHIP Title XXI	6 Federal Employees Health Benefits Program Premiums	7 Life and Annuity Premiums & Other Considerations	8 Property/Casualty Premiums	9 Total Columns 2 Through 8	10 Deposit-Type Contracts	
1. Alabama	AL	N	0	0	0	0	0	0	0	0	0
2. Alaska	AK	N	0	0	0	0	0	0	0	0	0
3. Arizona	AZ	L	0	102,243,171	0	0	0	0	102,243,171	0	0
4. Arkansas	AR	N	0	0	0	0	0	0	0	0	0
5. California	CA	N	0	0	0	0	0	0	0	0	0
6. Colorado	CO	N	0	0	0	0	0	0	0	0	0
7. Connecticut	CT	N	0	0	0	0	0	0	0	0	0
8. Delaware	DE	L	0	46,829,717	0	0	0	0	46,829,717	0	0
9. District of Columbia	DC	N	0	0	0	0	0	0	0	0	0
10. Florida	FL	N	0	0	0	0	0	0	0	0	0
11. Georgia	GA	N	0	0	0	0	0	0	0	0	0
12. Hawaii	HI	N	0	0	0	0	0	0	0	0	0
13. Idaho	ID	N	0	0	0	0	0	0	0	0	0
14. Illinois	IL	L	0	94,442,103	0	0	0	0	94,442,103	0	0
15. Indiana	IN	N	0	0	0	0	0	0	0	0	0
16. Iowa	IA	L	0	329,348,502	0	0	0	0	329,348,502	0	0
17. Kansas	KS	L	0	0	0	0	0	0	0	0	0
18. Kentucky	KY	L	0	348,264,473	0	0	0	0	348,264,473	0	0
19. Louisiana	LA	N	0	0	0	0	0	0	0	0	0
20. Maine	ME	L	0	0	0	0	0	0	0	0	0
21. Maryland	MD	L	0	14,734,223	0	0	0	0	14,734,223	0	0
22. Massachusetts	MA	L	0	161,443,707	0	0	0	0	161,443,707	0	0
23. Michigan	MI	N	0	0	0	0	0	0	0	0	0
24. Minnesota	MN	N	0	0	0	0	0	0	0	0	0
25. Mississippi	MS	L	0	120,870,796	0	0	0	0	120,870,796	0	0
26. Missouri	MO	L	0	0	0	0	0	0	0	0	0
27. Montana	MT	N	0	0	0	0	0	0	0	0	0
28. Nebraska	NE	L	0	0	0	0	0	0	0	0	0
29. Nevada	NV	N	0	0	0	0	0	0	0	0	0
30. New Hampshire	NH	L	0	156,783,782	0	0	0	0	156,783,782	0	0
31. New Jersey	NJ	N	0	0	0	0	0	0	0	0	0
32. New Mexico	NM	N	0	0	0	0	0	0	0	0	0
33. New York	NY	N	0	0	0	0	0	0	0	0	0
34. North Carolina	NC	L	262,406	3,400,315,176	0	0	0	0	3,400,577,582	0	0
35. North Dakota	ND	N	0	0	0	0	0	0	0	0	0
36. Ohio	OH	L	0	2,284,712,949	0	0	0	0	2,284,712,949	0	0
37. Oklahoma	OK	L	503,806	366,244,389	0	0	0	0	366,748,195	0	0
38. Oregon	OR	N	0	0	0	0	0	0	0	0	0
39. Pennsylvania	PA	L	0	277,579,067	0	0	0	0	277,579,067	0	0
40. Rhode Island	RI	L	0	301,657,595	0	0	0	0	301,657,595	0	0
41. South Carolina	SC	N	0	0	0	0	0	0	0	0	0
42. South Dakota	SD	N	0	0	0	0	0	0	0	0	0
43. Tennessee	TN	L	0	1,083,202,040	0	0	0	0	1,083,202,040	0	0
44. Texas	TX	N	0	0	0	0	0	0	0	0	0
45. Utah	UT	N	0	0	0	0	0	0	0	0	0
46. Vermont	VT	L	0	74,242,738	0	0	0	0	74,242,738	0	0
47. Virginia	VA	L	0	929,507,581	0	0	0	0	929,507,581	0	0
48. Washington	WA	N	0	0	0	0	0	0	0	0	0
49. West Virginia	WV	N	0	0	0	0	0	0	0	0	0
50. Wisconsin	WI	L	311,600,045	2,286,510,908	3,908,470	0	0	0	2,602,019,423	0	0
51. Wyoming	WY	N	0	0	0	0	0	0	0	0	0
52. American Samoa	AS	N	0	0	0	0	0	0	0	0	0
53. Guam	GU	N	0	0	0	0	0	0	0	0	0
54. Puerto Rico	PR	N	0	0	0	0	0	0	0	0	0
55. U.S. Virgin Islands	VI	N	0	0	0	0	0	0	0	0	0
56. Northern Mariana Islands	MP	N	0	0	0	0	0	0	0	0	0
57. Canada	CAN	N	0	0	0	0	0	0	0	0	0
58. Aggregate Other Aliens	OT	XXX	0	0	0	0	0	0	0	0	0
59. Subtotal	XXX	312,366,257	12,378,932,917	3,908,470	0	0	0	0	12,695,207,644	0	0
60. Reporting Entity Contributions for Employee Benefit Plans	XXX	0	0	0	0	0	0	0	0	0	0
61. Totals (Direct Business)	XXX	312,366,257	12,378,932,917	3,908,470	0	0	0	0	12,695,207,644	0	0
DETAILS OF WRITE-INS											
58001.	XXX	0	0	0	0	0	0	0	0	0	0
58002.	XXX	0	0	0	0	0	0	0	0	0	0
58003.	XXX	0	0	0	0	0	0	0	0	0	0
58998. Summary of remaining write-ins for Line 58 from overflow page	XXX	0	0	0	0	0	0	0	0	0	0
58999. Totals (Lines 58001 through 58003 plus 58998)(Line 58 above)	XXX	0	0	0	0	0	0	0	0	0	0

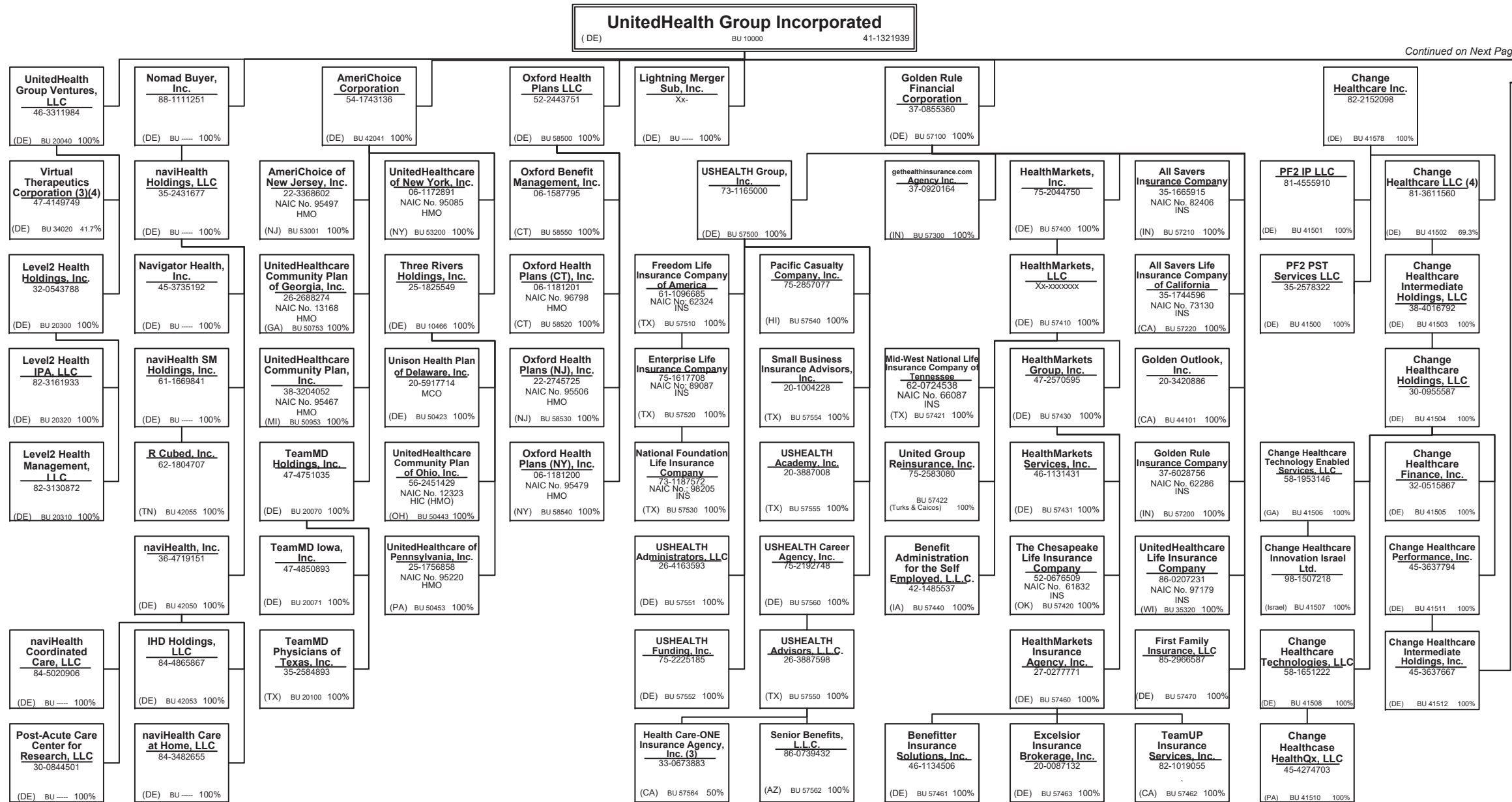
(a) Active Status Counts:

- 1. L - Licensed or Chartered - Licensed insurance carrier or domiciled RRG..... 22
- 2. R - Registered - Non-domiciled RRGs..... 0
- 3. E - Eligible - Reporting entities eligible or approved to write surplus lines in the state. 0
- 4. Q - Qualified - Qualified or accredited reinsurer..... 0
- 5. N - None of the above - Not allowed to write business in the state..... 35

(b) Explanation of basis of allocation by states, premiums by state, etc.

Premiums are allocated by state based on geographic market.

SCHEDULE Y – INFORMATION CONCERNING ACTIVITIES OF INSURER MEMBERS OF A HOLDING COMPANY GROUP
PART 1 – ORGANIZATIONAL CHART



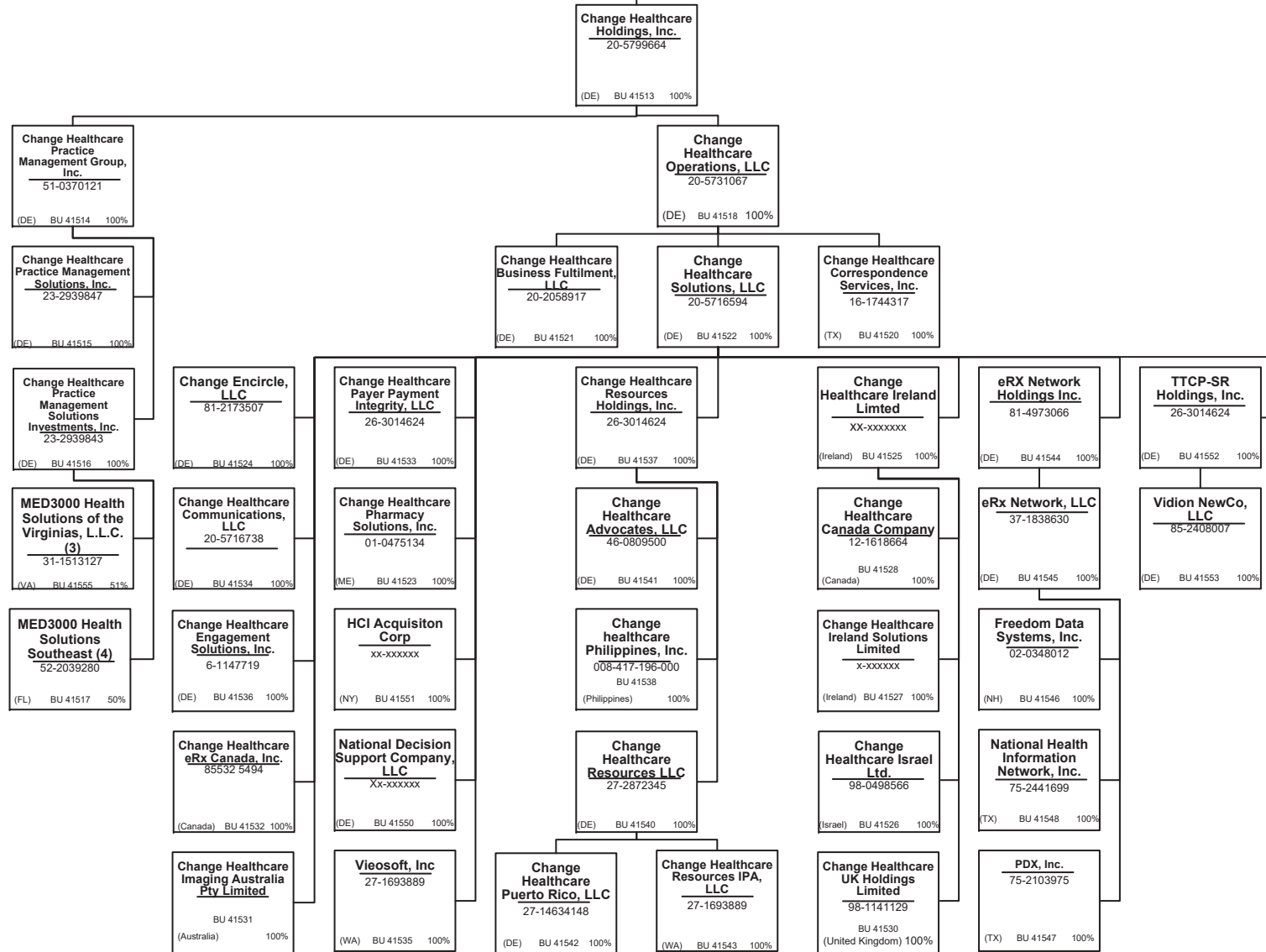
Continued on Next Page

SCHEDULE Y – INFORMATION CONCERNING ACTIVITIES OF INSURER MEMBERS OF A HOLDING COMPANY GROUP
PART 1 – ORGANIZATIONAL CHART

UnitedHealth Group Incorporated
 (DE) 41-1321939

Continued from Previous Page

Continued on Next Page



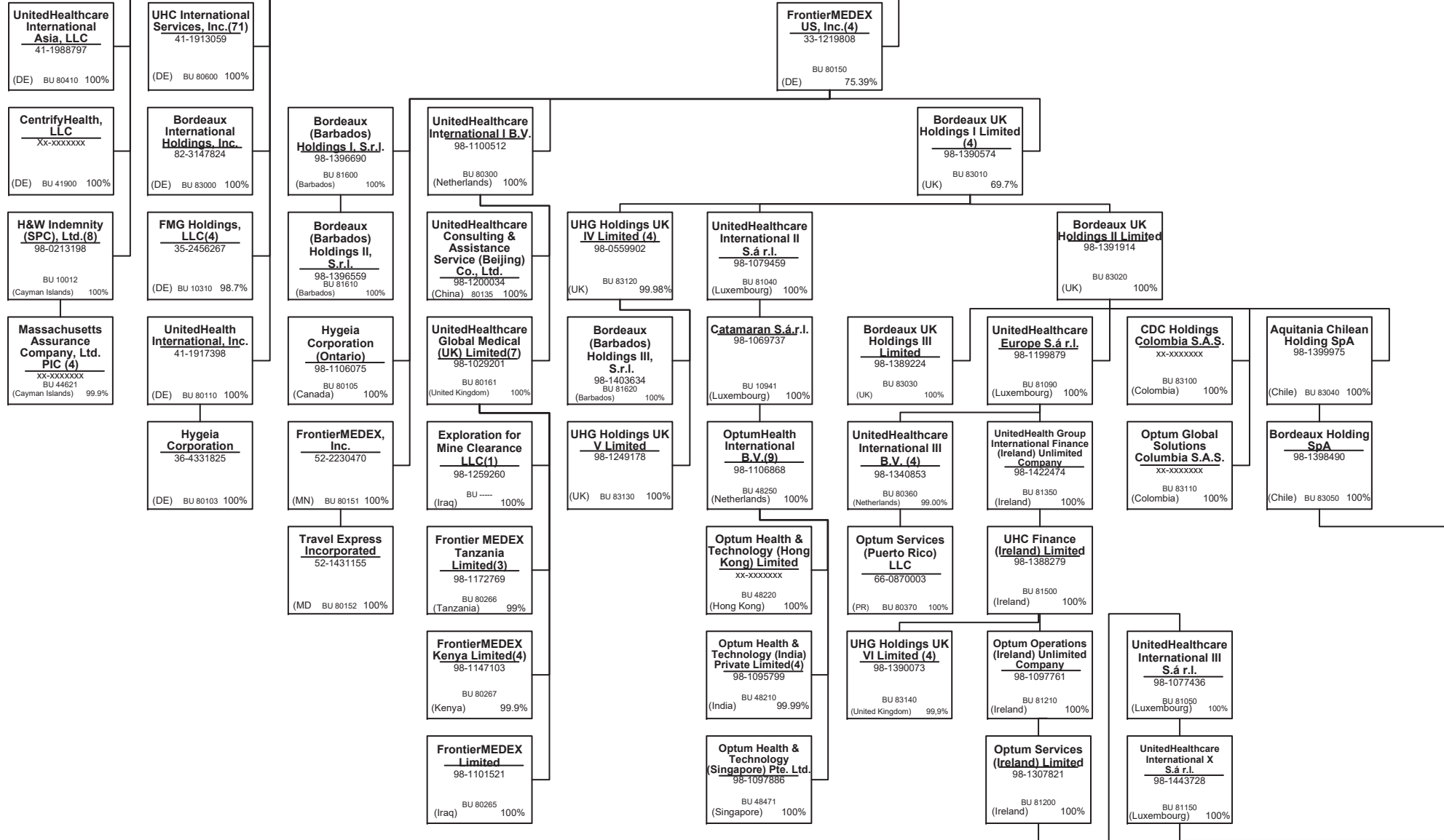
40.1

SCHEDULE Y – INFORMATION CONCERNING ACTIVITIES OF INSURER MEMBERS OF A HOLDING COMPANY GROUP
PART 1 – ORGANIZATIONAL CHART

UnitedHealth Group Incorporated
 (DE) 41-1321939

Continued from Previous Page

Continued on Next Page



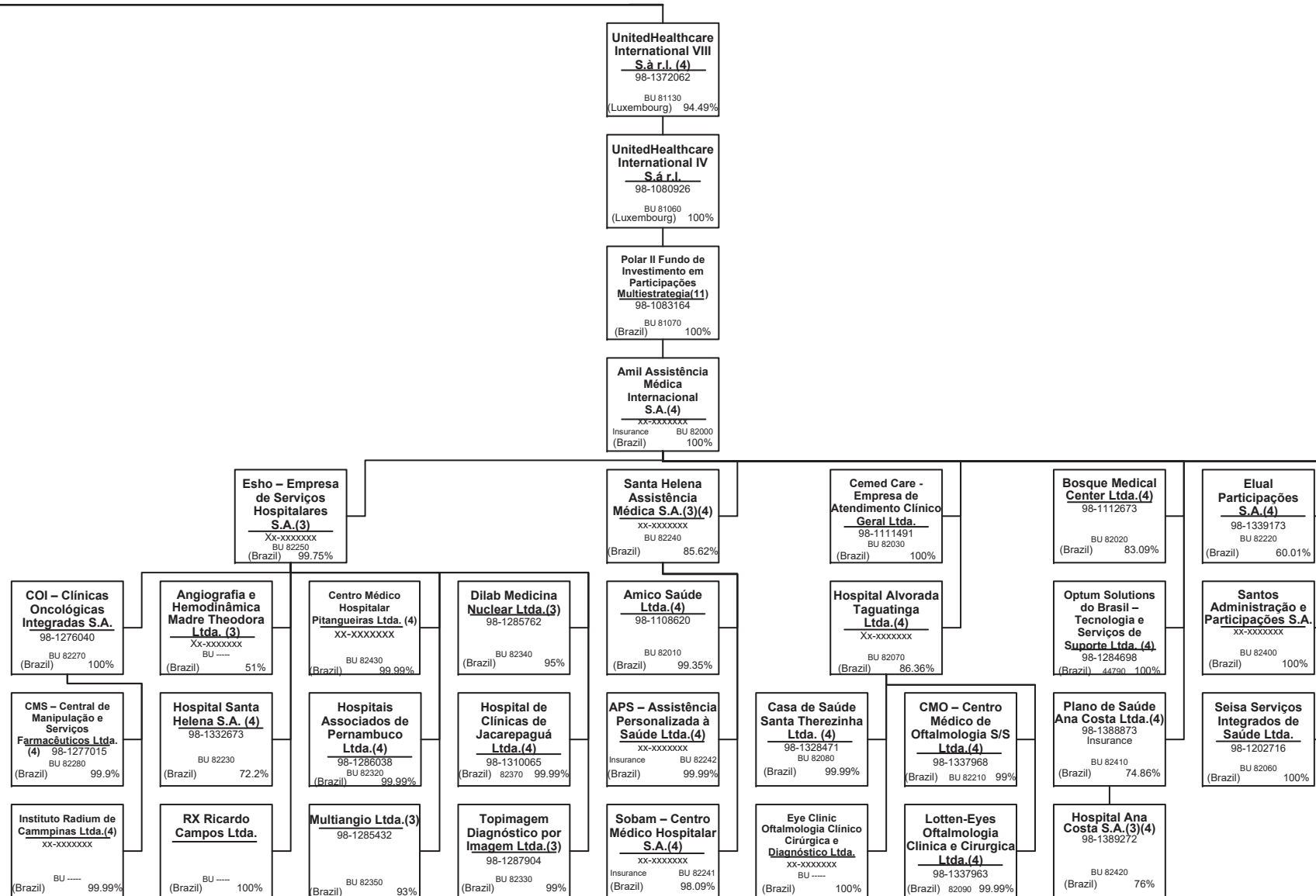
40.2

SCHEDULE Y – INFORMATION CONCERNING ACTIVITIES OF INSURER MEMBERS OF A HOLDING COMPANY GROUP
PART 1 – ORGANIZATIONAL CHART

UnitedHealth Group Incorporated
 (DE) 41-1321939

Continued from Previous Page

Continued on Next Page



SCHEDULE Y – INFORMATION CONCERNING ACTIVITIES OF INSURER MEMBERS OF A HOLDING COMPANY GROUP
PART 1 – ORGANIZATIONAL CHART

UnitedHealth Group Incorporated
 (DE) 41-1321939

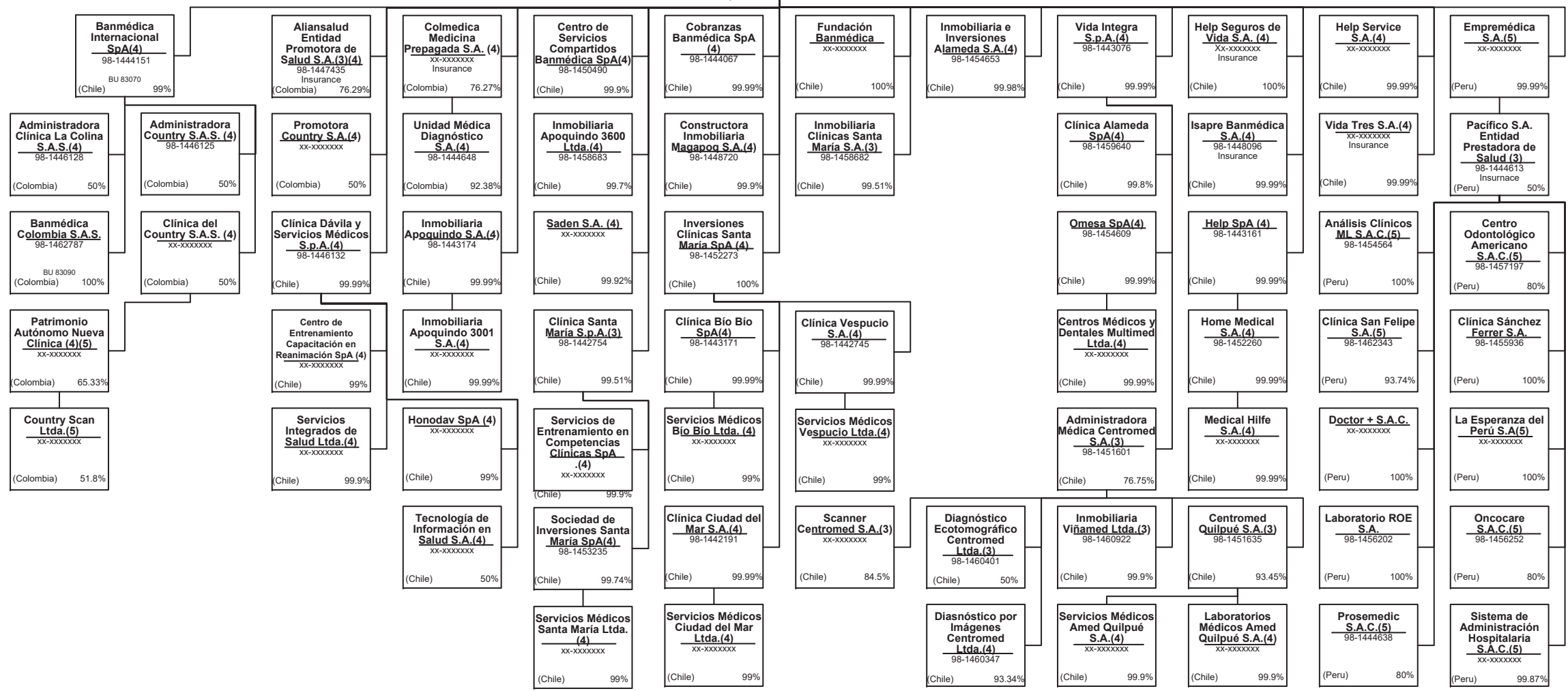
United HealthCare Services, Inc.
 41-1289245
 (MN) BU 20020 100%

Banmédica S.A.(3)
 98-1444127
 BU 83060
 (Chile) 99.39%

Continued from Previous Page

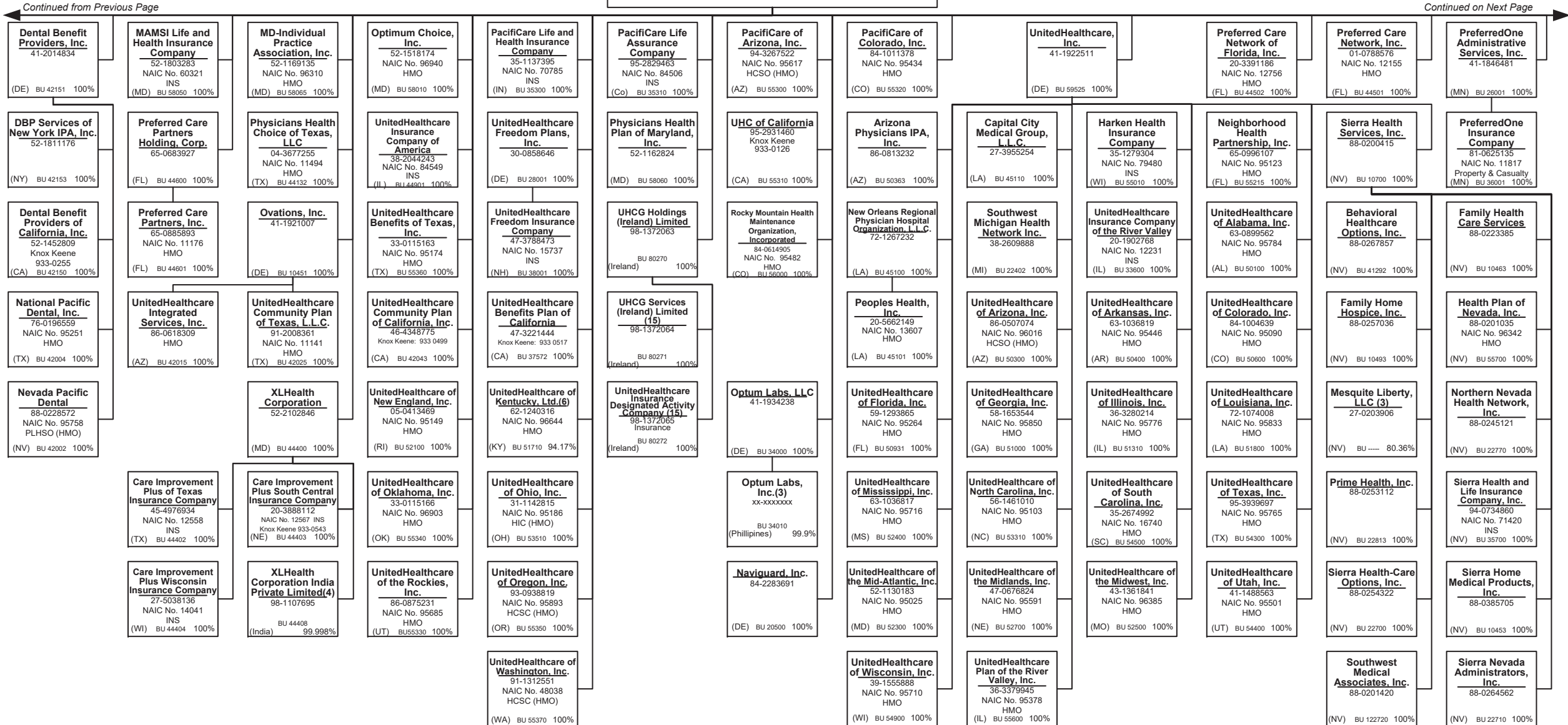
Continued on Next Page

40.4



SCHEDULE Y – INFORMATION CONCERNING ACTIVITIES OF INSURER MEMBERS OF A HOLDING COMPANY GROUP
PART 1 – ORGANIZATIONAL CHART

United HealthCare Services, Inc.
 (MN) 41-1289245 100%



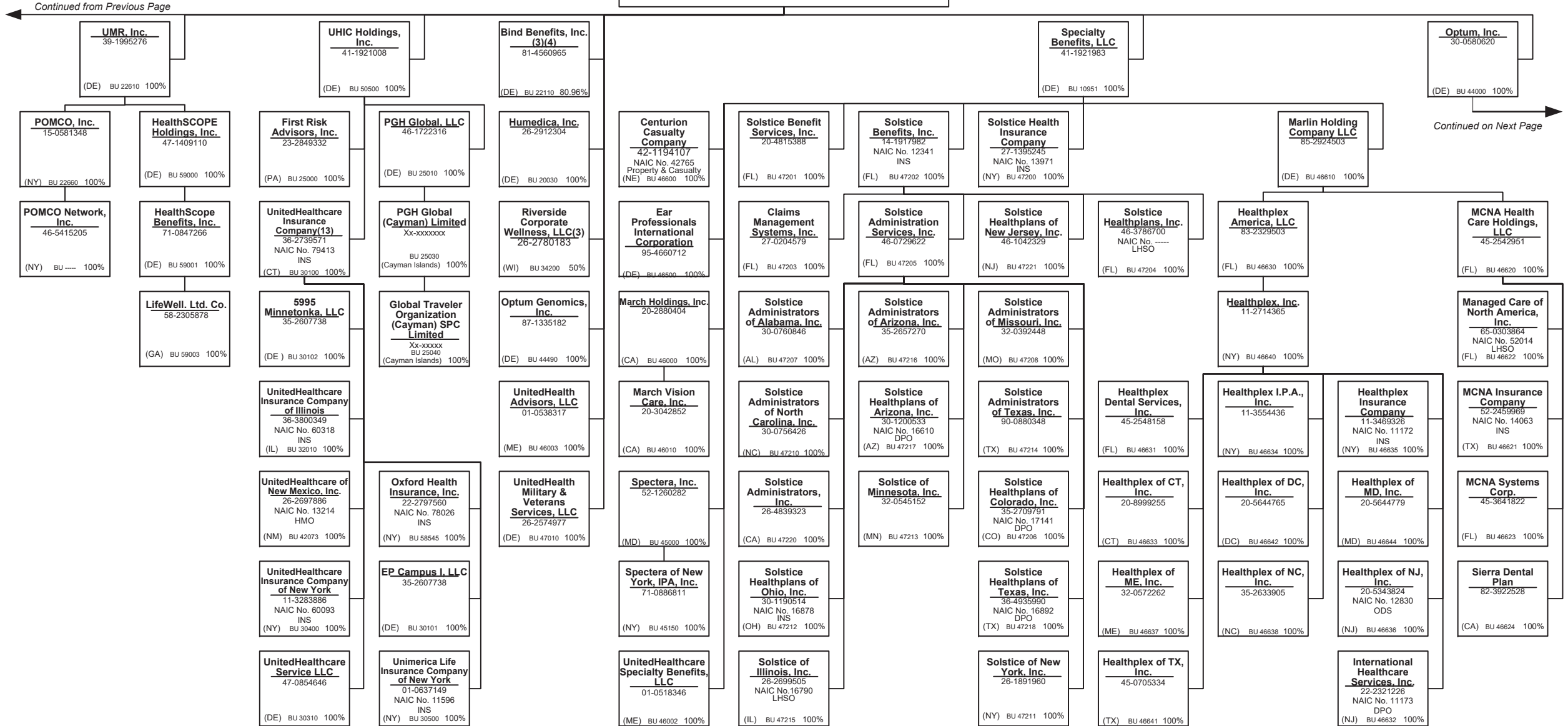
40.5

Continued from Previous Page

Continued on Next Page

SCHEDULE Y – INFORMATION CONCERNING ACTIVITIES OF INSURER MEMBERS OF A HOLDING COMPANY GROUP
PART 1 – ORGANIZATIONAL CHART

United HealthCare Services, Inc.
 (MN) 41-1289245 100%



Continued from Previous Page

Continued on Next Page

40.6

SCHEDULE Y – INFORMATION CONCERNING ACTIVITIES OF INSURER MEMBERS OF A HOLDING COMPANY GROUP
PART 1 – ORGANIZATIONAL CHART

Optum, Inc.
 (DE) 30-0580620 100%

Continued from Previous Page

Continued on Next Page

Optum Frontier Therapies Holdings, LLC
 85-2786455
 (DE) BU 11650 100%

Optum Frontier Therapies, LLC
 45-2301399
 (MI) BU 11527 100%

Optum Frontier Therapies Commercial Services, Inc.
 47-3146510
 (DE) BU 11653 100%

Optum Frontier Therapies II, LLC
 45-2532834
 (NV) BU 11651 100%

OptumRx Group Holdings, Inc.
 47-4734235
 (DE) BU 44800 100%

1070715 B.C. Unlimited Liability Company
 98-1308130
 BU 44890
 (Canada) 100%

OptumRx Holdings I, LLC(1)
 80-0870454
 (DE) BU 10943 100%

OptumRx Administrative Services, LLC(1)
 75-2578509
 (TX) BU 10944 100%

OptumRx Holdings, LLC
 xx-xxxxxxx
 (DE) BU 44030 100%

Apothecary Holdings, Inc.
 26-3913051
 (DE) BU 11300 100%

Genoa Healthcare, Inc.
 47-3851949
 (DE) BU ----- 100%

Center for Quality Improvement, LLC
 Xx-xxxxxxx
 (DE) BU 11700 100%

Optum Pharmacy 801, Inc.
 13-4318552
 (AZ) BU 11302 100%

Optum Pharmacy, 601, LLC
 36-4435924
 (FL) BU 11315 100%

QoL Acquisition Holdings Corp.
 46-3901920
 (DE) BU ----- 100%

Penzo Enterprises, LLC
 47-2429625
 (DE) BU 11600 100%

OptumRx PBM of Illinois, Inc.
 11-2581812
 (DE) BU 10977 100%

Healthcare Solutions, Inc.
 77-0693060
 (DE) BU 10931 100%

Optum Pharmacy 700, LLC
 82-4030553
 (DE) BU 10997 100%

OptumRx Health Solutions, LLC
 46-0666840
 (DE) BU 10995 100%

Optum Compounding Services, LLC
 20-3253658
 (AZ) BU 11316 100%

Optum Pharmacy 800, Inc.
 27-2869469
 (AZ) BU 11311 00%

Specialized Pharmaceuticals, Inc.
 25-1868213
 (PA) BU ----- 100%

Care Logistics, LLC
 83-0585009
 (DE) BU 11602 100%

BriovaRx of Florida, Inc.
 11-3647935
 (DE) BU 10981 100%

BriovaRx of Maine, Inc.
 01-0516051
 (ME) BU 10983 100%

Cypress Care, Inc.
 26-0080565
 (DE) BU 10932 100%

Optum Pharmacy 701, LLC
 84-2827343
 (DE) BU 10950 100%

Coalition for Advanced Pharmacy Services, Inc. (4)
 27-1193028
 (DE) BU 10975 93.3%

inPharmative, Inc.
 88-0482274
 (NV) BU 10966 100%

Optum Hospice Pharmacy Services, LLC
 20-0212381
 (DE) BU 10964 100%

Optum Pharmacy 803, Inc.
 26-4241458
 (AZ) BU 11306 100%

Genoa Healthcare LLC
 27-0556097
 (PA) BU 11400 100%

divvyMED, LLC
 47-2415159
 (DE) BU 11601 100%

Optum Pharmacy 704, Inc.
 20-2719823
 (TX) BU 10980 100%

Optum Pharmacy 705, LLC
 55-0824381
 (AL) BU 10984 100%

Procura Management, Inc.
 14-1873402
 (DE) BU 10933 100%

Salveo Specialty Pharmacy, Inc.
 45-2219585
 (DE) BU 10991 100%

OptumRx Home Delivery of Ohio, LLC
 34-1472211
 (OH) BU 10970 100%

OptumRx of Pennsylvania, LLC
 27-3419292
 (DE) BU 10972 100%

Optum Senior Services, LLC
 26-0543382
 (AL) BU 10965 100%

Optum Pharmacy 805, Inc.
 26-0583808
 (AZ) BU 11304 100%

1st Avenue Pharmacy, Inc.
 20-2904092
 (WA) BU 11404 100%

Genoa of Arkansas, LLC
 20-5009764
 (AR) BU ----- 100%

Optum Pharmacy 702, LLC
 46-2731176
 (IN) BU 10990 100%

OptumRx PBM of Wisconsin, LLC
 38-3693753
 (WI) BU 10978 100%

Optum Pharmacy 706, Inc.
 74-3103518
 (NY) BU 10993 100%

OptumRx PBM of Maryland, LLC
 88-0361447
 (NV) BU 10945 100%

OptumRx PD of Pennsylvania, LLC
 16-1767416
 (PA) BU 10974 100%

OptumRx PBM of Pennsylvania, LLC
 03-0592263
 (PA) BU 10973 100%

Optum Pharmacy 806, Inc.
 27-0121303
 (CA) BU 11308 100%

Genoa, QoL Wholesale, LLC
 81-4703295
 (DE) BU ----- 100%

Genoa Telepsychiatry, Inc.
 45-3010132
 (DE) BU 11401 100%

BriovaRx of Massachusetts, LLC
 27-3331130
 (MA) BU 10987 100%

Optum Pharmacy 707, Inc.
 20-4515146
 (CA) BU 10994 100%

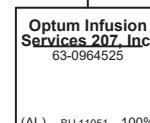
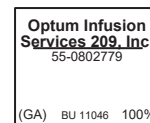
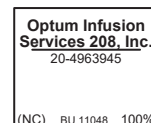


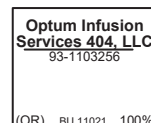

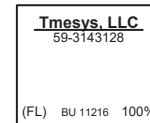
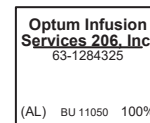
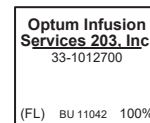
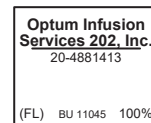


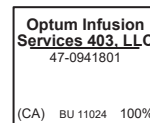
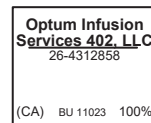


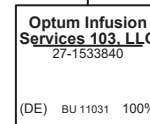




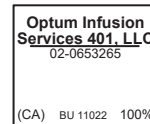
























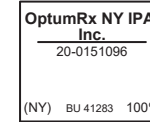
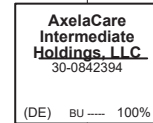


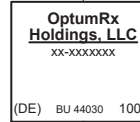
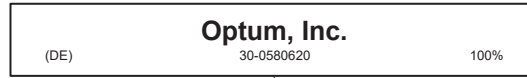
OptumRx IPA III, Inc.
 20-0218027
 (NY) BU 10947 100%

Optum Insurance of Ohio, Inc.
 31-0628424
 NAIC: 69647
 INS
 (OH) BU 30900 100%

OptumRx Pharmacy of Nevada, Inc.
 88-0373347
 (NV) BU 10967 100%

40.7

SCHEDULE Y – INFORMATION CONCERNING ACTIVITIES OF INSURER MEMBERS OF A HOLDING COMPANY GROUP
PART 1 – ORGANIZATIONAL CHART



Continued from Previous Page

Continued on Next Page

SCHEDULE Y – INFORMATION CONCERNING ACTIVITIES OF INSURER MEMBERS OF A HOLDING COMPANY GROUP
PART 1 – ORGANIZATIONAL CHART

Optum, Inc.
 (DE) 30-0580620 100%

OptumInsight Holdings, LLC
 xx-xxxxxxx
 (DE) BU 44010 100%

OptumInsight, Inc.(9)
 41-1858498
 (DE) BU 41322 100%

OptumHealth Care Solutions, LLC
 41-1591944
 (DE) BU 42300 100%

OptumServe Technology Services, Inc.
 52-2016292
 (MD) BU 41345 100%

OptumInsight Life Sciences, Inc.
 04-3383745
 (DE) BU 41422 100%

Optum Public Sector Solutions, Inc.
 20-4581265
 (DE) BU 41372 100%

Optum Government Solutions, Inc.
 04-3574101
 (DE) BU 43350 100%

Optum Technology, LLC
 46-5713629
 (DE) BU 44770 100%

Optum360 Solutions, LLC
 82-3446942
 (DE) BU 41880 100%

ACN Group IPA of New York, Inc.
 41-1913523
 (NY) BU 42310 100%

ACN Group of California, Inc.
 27-0015861
 Knox Keene
 933-0407
 (CA) BU 42330 100%

My Wellness Solutions, LLC
 26-2564744
 (DE) BU 42340 100%

OrthoNet Holdings, Inc.
 13-3960641
 (DE) BU 48080 100%

Payment Resolution Services, LLC
 62-1451147
 (TN) BU 43403 100%

Optum Life Sciences (Canada) Inc.
 98-1209730
 BU 41410
 (Canada) 100%

The Lewin Group, Inc.
 56-1970224
 (NC) BU 41342 100%

hCentive, Inc.
 27-0549481
 (DE) BU 41325 100%

Optum Global Solutions International B.V.(4)
 98-1201187
 BU 44810
 (Netherlands) 97.48%

Electronic Network Systems, Inc.
 84-1162764
 (DE) BU 41350 100%

Managed Physical Network, Inc.
 14-1782475
 (NY) BU 42320 100%

Optum Biometrics, Inc.
 36-3437660
 (IL) BU 42301 100%

Pronounced Health Solutions, Inc.
 22-3493126
 (DE) BU 42343 100%

Optum Networks of New Jersey, Inc.
 30-0029448
 NAIC: 11068
 INS
 (DE) BU 48085 100%

OrthoNet LLC
 13-3818652
 (NY) BU 48084 100%

Optum Rocket, LLC
 46-3328009
 (DE) BU 41850 100%

Equian Parent Corp.
 81-0732646
 (DE) BU 43370 100%

The Advisory Board Company
 52-1468699
 (DE) BU 41323 100%

DocASAP, Inc.
 26-4753954
 (DE) BU 44231 100%

Optum Global Solutions (Philippines), Inc.(3)
 98-1097776
 BU 41340
 (Philippines) 99.99%

Executive Health Resources, Inc.
 11-3669765
 (PA) BU 41841 100%

Plus One Holdings, Inc.
 13-3613705
 (DE) BU 42304 100%

United Resource Networks IPA of New York, Inc.
 30-0318238
 (NY) BU 45001 100%

Optum Women's and Children's Health, LLC
 58-2205984
 (DE) BU 42341 100%

OrthoNet New York IPA, Inc.
 13-4025898
 (NY) BU 48086 100%

OrthoNet of the South, Inc.
 26-2884306
 (DE) BU 48082 100%

Optum360 Services, Inc.
 46-3983926
 (DE) BU 41851 100%

Fortified Provider Network, Inc.
 86-0901608
 (AZ) BU 43371 100%

AccuReg Holdings, LLC
 xx-xxxxxxx
 (DE) BU 41890 100%

DocASAP US, LLC
 xx-xxxxxxx
 (DE) BU 44233 100%

Optum Health & Technology Services do Brasil Ltda.(4)
 98-1184561
 BU 43230
 (Brazil) 99.99%

Netwerkes, LLC
 20-4755277
 (TN) BU 43404 100%

Plus One Health Management Puerto Rico, Inc.
 66-0742844
 (PR) BU 42305 100%

Vivify Health, Inc.
 27-1348358
 (DE) BU 42360 100%

Optum Healthcare of Illinois, Inc.
 58-2068880
 (GA) BU ---- 100%

OrthoNet West, Inc.
 20-0221966
 (DE) BU 48087 100%

Optum360, LLC
 46-3328307
 (DE) BU 41860 95.8%

Equian, LLC
 27-0083277
 (IN) BU 43380 100%

Database Solutions, Inc.
 63-1230900
 (AL) BU ---- 100%

Optum Global Solutions (India) Private Limited(4)
 98-1103015
 BU 41346
 (India) 99.9%

Mustang Razorback Holdings, Inc.
 47-1935798
 (DE) BU 41870 100%

Vivify Health Canada, Inc.
 Xx-xxxxxxx
 BU 42361
 (Canada) 100%

Optum of New York, Inc.
 58-1873062
 (NY) BU ---- 100%

OmniClaim, LLC
 27-0062838
 (DE) BU 43381 100%

MedSynergies, LLC
 75-2515691
 (DE) BU 41871 100%

Continued from Previous Page

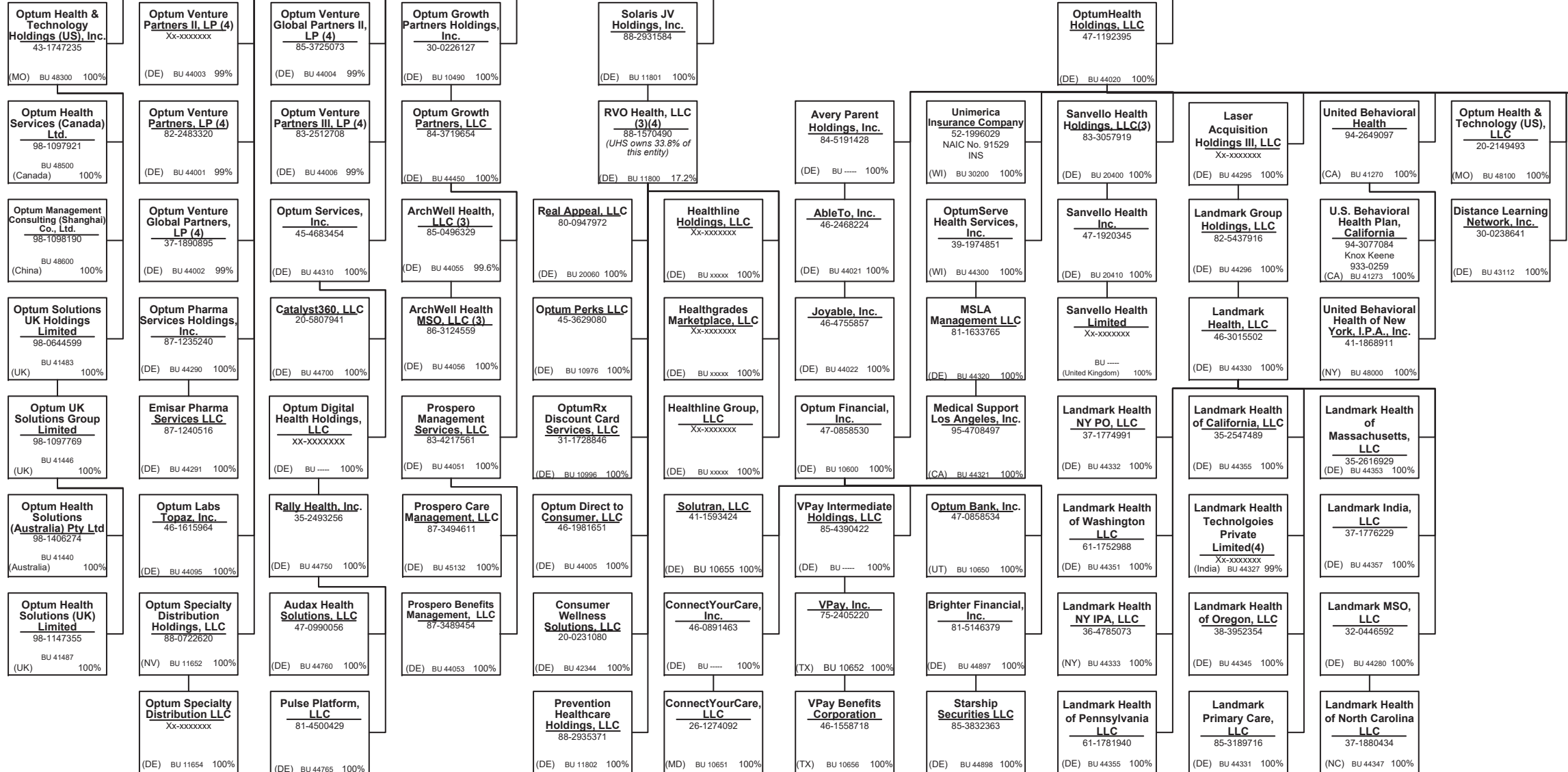
Continued on Next Page

SCHEDULE Y – INFORMATION CONCERNING ACTIVITIES OF INSURER MEMBERS OF A HOLDING COMPANY GROUP
PART 1 – ORGANIZATIONAL CHART

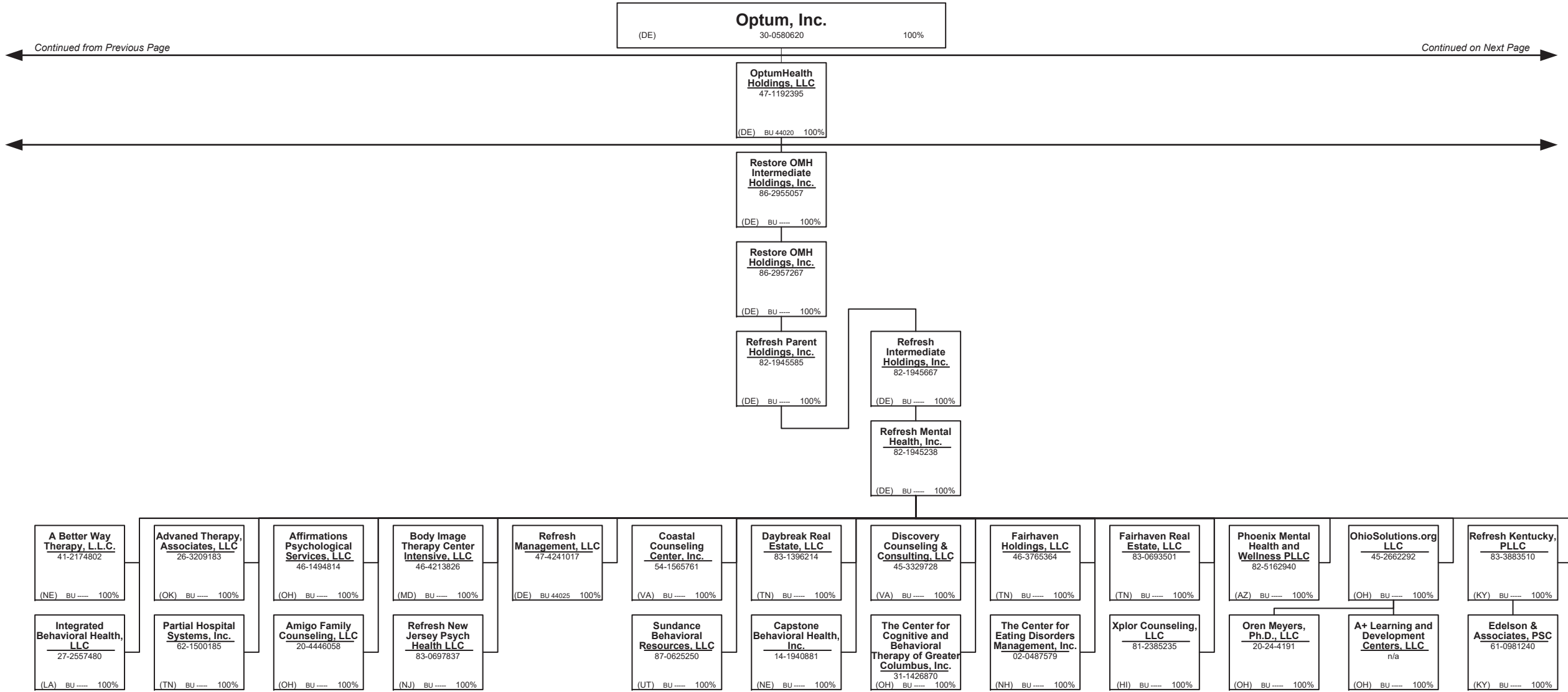
Optum, Inc.
 (DE) 30-0580620 100%

Continued from Previous Page

Continued on Next Page



SCHEDULE Y – INFORMATION CONCERNING ACTIVITIES OF INSURER MEMBERS OF A HOLDING COMPANY GROUP
PART 1 – ORGANIZATIONAL CHART

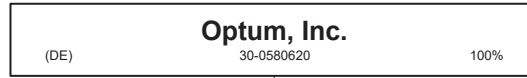


40.11


Continued from Previous Page

Continued on Next Page

SCHEDULE Y – INFORMATION CONCERNING ACTIVITIES OF INSURER MEMBERS OF A HOLDING COMPANY GROUP
PART 1 – ORGANIZATIONAL CHART




(DE) BU 44020 100%



(DE) BU 44040 100%



(DE) BU 44170 100%



(DE) BU ---- 100%



(DE) BU 44650 80.1%



(DE) BU 49000 100%



(DE) BU ---- 100%




(NY) BU 44171 100%




(TN) BU 44178 100%



(NY) BU 44172 100%



(TX) BU 44191 100%



(DE) BU 44200 100%



(AZ) BU 44210 100%



(OH) BU ---- 100%




(IN) BU 44653 100%



(OH) BU 44652 100%




(IN) BU 44651 100%




(KY) BU ---- 100%



(IN) BU ---- 100%



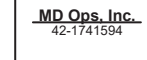
(IN) BU ---- 100%



(OH) BU 44655 100%



(TN) BU 49040 100%



(CA) BU 49041 100%



(CA) BU 49056 100%



(CA) BU 49055 100%



(CA) BU 49060 100%



(DE) BU 49010 100%



(CA) BU 49050 100%



(CA) BU 49052 100%



(CA) BU 49062 100%



(CA) BU 49061 100%




(CA) BU 49065 80%



(CA) BU 49057 100%



(CA) BU 49063 100%




(CA) BU 49054 100%



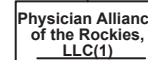
(CA) BU 49058 100%



(CA) BU 49064 80%




(CO) BU 44510 100%



(CO) BU 44511 100%



(DE) BU 44660 80.1%



(DE) BU 44661 100%

Continued from Previous Page

Continued on Next Page

SCHEDULE Y – INFORMATION CONCERNING ACTIVITIES OF INSURER MEMBERS OF A HOLDING COMPANY GROUP
PART 1 – ORGANIZATIONAL CHART

Optum, Inc.
 (DE) 30-0580620 100%

OptumHealth Holdings, LLC
 47-1192395

(DE) BU 44020 100%

Collaborative Care Holdings, LLC
 27-2337616

(DE) BU 44040 100%

WellMed Medical Management, Inc. (3)
 74-2786364

(TX) BU 44110 86%

OptumCare Holdings, LLC(1)
 56-2592163

(CA) BU 42600 100%

The Polyclinic MSO, LLC(3)
 83-1192367

(DE) BU 41950 80.1%

ProHEALTH Medical Management, LLC
 47-1049961

(DE) BU 49080 100%

HCAT Acquisition Inc.
 81-2378903

(DE) BU ---- 100%

Comfort Care Transportation, LLC
 11-3647007

(TX) BU 44112 100%

USMD Holdings, Inc.
 27-2866866

(DE) BU 44350 100%

WellMed Medical Management of Florida, Inc.
 74-2797745

(FL) BU 44111 100%

OptumCare Clinical Trials, LLC
 47-1422097

(DE) BU 42603 100%

HealthCare Partners RE, LLC
 81-1080535

(DE) BU 42602 100%

OptumCare Management, LLC
 95-4509662

(CA) BU 42610 100%

Optum Health Plan of California
 46-2385459
 Knox Keene Restricted
 933-0498

(DE) BU 42601 100%

First Hill Surgery Center, LLC(3)
 47-2066485

(WA) BU 41955 55%

Orthology, Inc.(9)
 46-2742615

(DE) BU 20050 80%

Day-Op Surgery Consulting Company, LLC
 75-2790663

(DE) BU 49094 100%

Healthcare Associates of Texas, LLC
 81-0760425

(DE) BU 44116 100%

Impel Management Services, L.L.C.
 75-2574317

(TX) BU 44360 100%

USMD Inc.
 20-8050318

(TX) BU 44370 100%

WellMed Medical Management of Florida, Inc.
 74-2797745

(FL) BU 44111 100%

OptumCare Florida, LLC
 87-0408859

(DE) BU 42710 100%

California Medical Group Insurance Company, Risk Retention Group(3)
 20-1711131

(AZ) BU ---- 67%

HCP ACO California, LLC
 45-3007213

(CA) BU 42614 100%

OptumCare Colorado, LLC
 47-2196783

(CO) BU 42680 100%

Collaborative Care Services, Inc.
 27-2337487

(DE) BU 44070 100%

Perham Physical Therapy, LTD
 20-5608977

(MN) BU 20055 100%

Riverside Medical Management, LLC
 32-0500242

(DE) BU 49083 100%

Impel Consulting Experts, L.L.C.
 20-4351923

(TX) BU 44361 100%

USMD Administrative Services, L.L.C.
 20-8048861

(TX) BU 44374 100%

USMD PPM, LLC
 35-2446102

(TX) BU 44373 100%

OptumCare Florida CI, LLC
 82-2227280

(DE) BU 42711 100%

HealthCare Partners ASC-LB, LLC(4)
 95-4628842

(CA) BU 42613 99%

OptumCare New Mexico, LLC
 20-4043287

(DE) BU 42670 100%

Clinical Partners of Colorado Springs, LLC
 46-2879718

(CO) BU ---- 50%

OptumCare Holdings Colorado, LLC(3)
 30-0999065

(CO) BU 42690 85%

Jordan Ridge Family Medicine, LLC
 68-0624157

(DE) BU 44078 100%

Waypoint Minnesota Sports PC
 46-2859426

(MN) BU 20053 100%

ME AHS UC LLC (3)
 83-1183650

(DE) BU 49172 70%

USMD Affiliated Services
 27-2956222

(TX) BU 44380 100%

Everett MSO, Inc.
 81-1070402

(WA) BU 42720 100%

HealthCare Partners Management Services California, LLC
 47-5274363

(DE) BU 42616 100%

OptumCare ACO New Mexico, LLC
 30-0940296

(DE) BU 42672 100%

Colorado Innovative Physician Solutions, Inc.
 37-1636677

(CO) BU 42681 100%

OptumCare Colorado Springs, LLC
 47-2218380

(CO) BU 42691 100%

Optum Care, Inc.
 83-1959511

(DE) BU 44610 100%

Healthcare Associates of Irving PLLC
 75-2674367

(TX) BU 44117 100%

Medical Clinic of North Texas PLLC
 75-2566987

(TX) BU 44381 100%

Urology Associates of North Texas, P.L.L.C.
 75-2613230

(TX) BU 44370 100%

North Puget Sound Oncology Equipment Leasing Company, LLC
 20-2564137

(WA) BU 42721 72.25%

OptumCare South Florida, LLC
 45-3462809

(FL) BU 42621 100%

OptumCare Endoscopy Center New Mexico, LLC
 26-1508741

(NM) BU 42671 100%

OptumCare Colorado ASC, LLC
 35-2597463

(CO) BU 42691 100%

AMG Health, LLC
 Xx-xxxxxx

(DE) BU ---- 100%

Continued from Previous Page

Continued on Next Page

SCHEDULE Y – INFORMATION CONCERNING ACTIVITIES OF INSURER MEMBERS OF A HOLDING COMPANY GROUP
PART 1 – ORGANIZATIONAL CHART

Optum, Inc.
 (DE) 30-0580620 100%

OptumHealth Holdings, LLC
 47-1192395

(DE) BU 44020 100%

Collaborative Care Holdings, LLC
 27-2337616

(DE) BU 44040 100%

Cardinal Holding Company, LLC
 Xx-xxxxxxx

(DE) BU ---- 100%

Optum Care Networks, Inc.
 45-3143218

(DE) BU 44045 100%

WESTMED Practice Partners LLC
 45-0636596

(DE) BU 49070 100%

Lifepoint Accountable Care Organization, LLC
 32-0409538

(DE) BU 44081 100%

Optum Washington Network, LLC (3)
 85-0735012

(WA) BU 42740 93%

EPIC Management Services, LLC
 33-0654147

(DE) BU 42701 100%

Optum Oregon MSO, LLC
 85-3355553

(DE) BU 42750 100%

Optum Clinics Holding Company, Inc.
 88-1704725

(DE) BU xxxxx 100%

Transformer DE I, LLC
 84-2324145

(DE) BU ---- 100%

Transformer TX Holdings, LLC (4)
 87-4490776

(TX) BU 45161 55.15%

SCA HoldCo, Inc.
 36-4869243

(DE) BU ---- 100%

CareMount Health Solutions, LLC (3)(4)
 38-4103290

(DE) BU 49250 63.7%

Senior Care Network of Connecticut, LLC
 88-1691956

(DE) BU 45111 100%

4C MSO LLC(3)
 84-1900997

(DE) BU 44062 70%

Optum Health Networks, Inc.
 27-2309024

(DE) BU 44080 100%

Reliant MSO, LLC(1)
 82-3745100

(DE) BU 44260 100%

EM Orange Tree LLC
 Xx-xxxxxxx

(CA) BU 42703 100%

Inter-Hospital Physicians Association, Inc.
 95-0856292

(OR) BU 42751 100%

Urgent Care Holdings, LLC
 26-0382877

(DE) BU 49112 100%

Transformer DE II, LLC
 84-2323758

(DE) BU ---- 100%

KSMS Holdings, LLC
 84-2590138

(TX) BU 45162 100%

SCAI Holdings, LLC
 81-4905342

(DE) BU ---- 100%

CareMount Health Solutions Employer, LLC (4)
 83-3555743

(DE) BU 49254 99%

CareMount Value Partners IPA, LLC
 84-3894124

(NY) BU 49255 100%

Polo Holdco, LLC(3)
 47-5563848

(DE) BU 44420 100%

Monarch Management Services, Inc.
 45-3142852

(DE) BU 44255 100%

Collaborative Realty, LLC
 45-2614005

(NY) BU 49081 100%

EPIC Health Plan
 27-2767291
 Knox Keene Restricted
 933-0483

(CA) BU 42702 100%

OptumCare Portland, LLC.
 93-1306308

(OR) BU 42754 100%

MedExpress Urgent Care Alabama, LLC
 32-0533926

(AL) BU 49173 100%

MedExpress Urgent Care Maine, Inc.
 82-1719888

(ME) BU 49114 100%

KSMS Intermediate Holdings I, LLC
 38-4103290

(TX) BU ---- 100%

Surgical Care Affiliates, LLC
 20-8922307

(DE) BU 47300 100%

CareMount Dental Member, LLC
 Xx-xxxxxxx

(DE) BU 49256 100%

CareMount Holding, LLC
 82-1419537

(NY) BU 49253 100%

ProHealth Physicians, Inc.
 06-1446075

(CT) BU 44430 100%

310 Canyon Medical, LLC
 27-2624551

(CA) BU 44271 100%

AppleCare Medical Management, LLC
 27-2068687

(DE) BU 44100 100%

Urgent Care MSO, LLC
 26-3667220

(DE) BU 49120 100%

MedExpress Urgent Care New Hampshire, Inc.
 82-0631738

(NH) BU 49113 100%

KSMS Intermediate Holdings II, LLC
 84-2646230

(TX) BU ---- 100%

ProHealth/CareMount Dental Management, LLC (3)
 Xx-xxxxxxx

(NY) BU ---- 46%

ProHealth Physicians ACO, LLC
 45-5470737

(CT) BU 44431 100%

MHC Real Estate Holdings, LLC
 27-2252446

(CA) BU 44272 100%

OptumCare ACO West, LLC
 83-3608739

(DE) BU 10925 100%

Highlands Ranch Healthcare, LLC
 84-1472832

(CO) BU 49121 100%

MedExpress Development, LLC
 20-3824377

(FL) BU 49140 100%

MedExpress Urgent Care, Inc. - Ohio
 Xx-xxxxxxx

(OH) BU 49178 100%

KS Management Services, L.L.C.
 76-0602862

(TX) BU 45160 100%

Atrius MSO, LLC
 87-1803974

(DE) BU 44640 100%

DWIC of Tampa Bay, Inc.
 59-3625966

(FL) BU 49142 100%

MedExpress Urgent Care of Boynton Beach, LLC
 20-2545363

(FL) BU 49141 100%

Kelsey Care Administrators LLC
 83-2701907
 NAIC No. 16541
 HMO

(TX) BU ---- 100%

KS Plan Administrators, LLC
 20-5602615
 NAIC No. 12827
 HMO

(TX) BU ---- 100%

PGT Medical Group, Inc.
 Xx-xxxxxx

(TX) BU ---- 100%

Physicians Group of Texas, LLC
 Xx-xxxxxx

(TX) BU ---- 100%

40.14

Continued from Previous Page

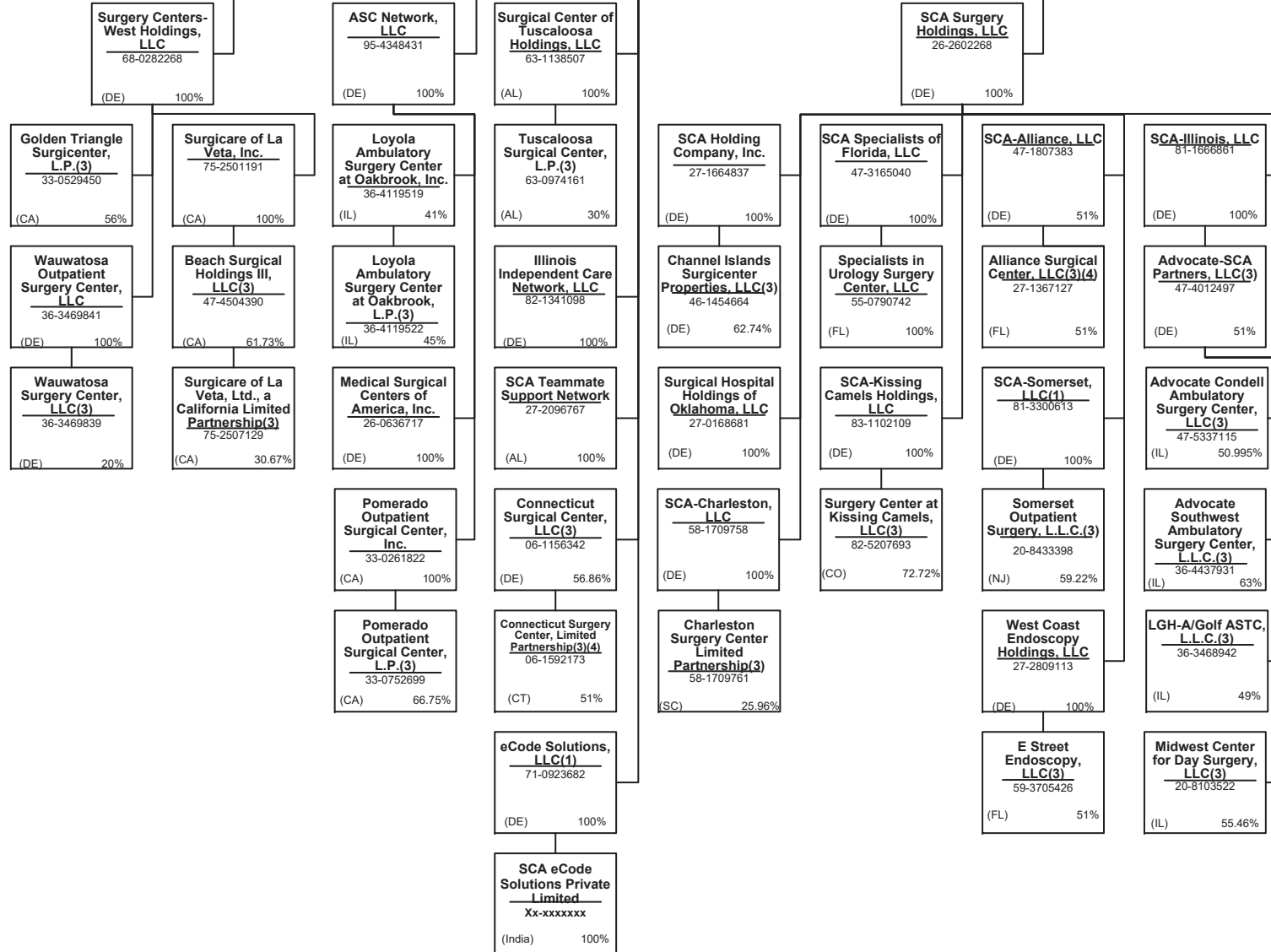
Continued on Next Page

SCHEDULE Y – INFORMATION CONCERNING ACTIVITIES OF INSURER MEMBERS OF A HOLDING COMPANY GROUP
PART 1 – ORGANIZATIONAL CHART

Surgical Care Affiliates, LLC
 (DE) 20-8922307 100%

Continued from Previous Page

Continued on Next Page

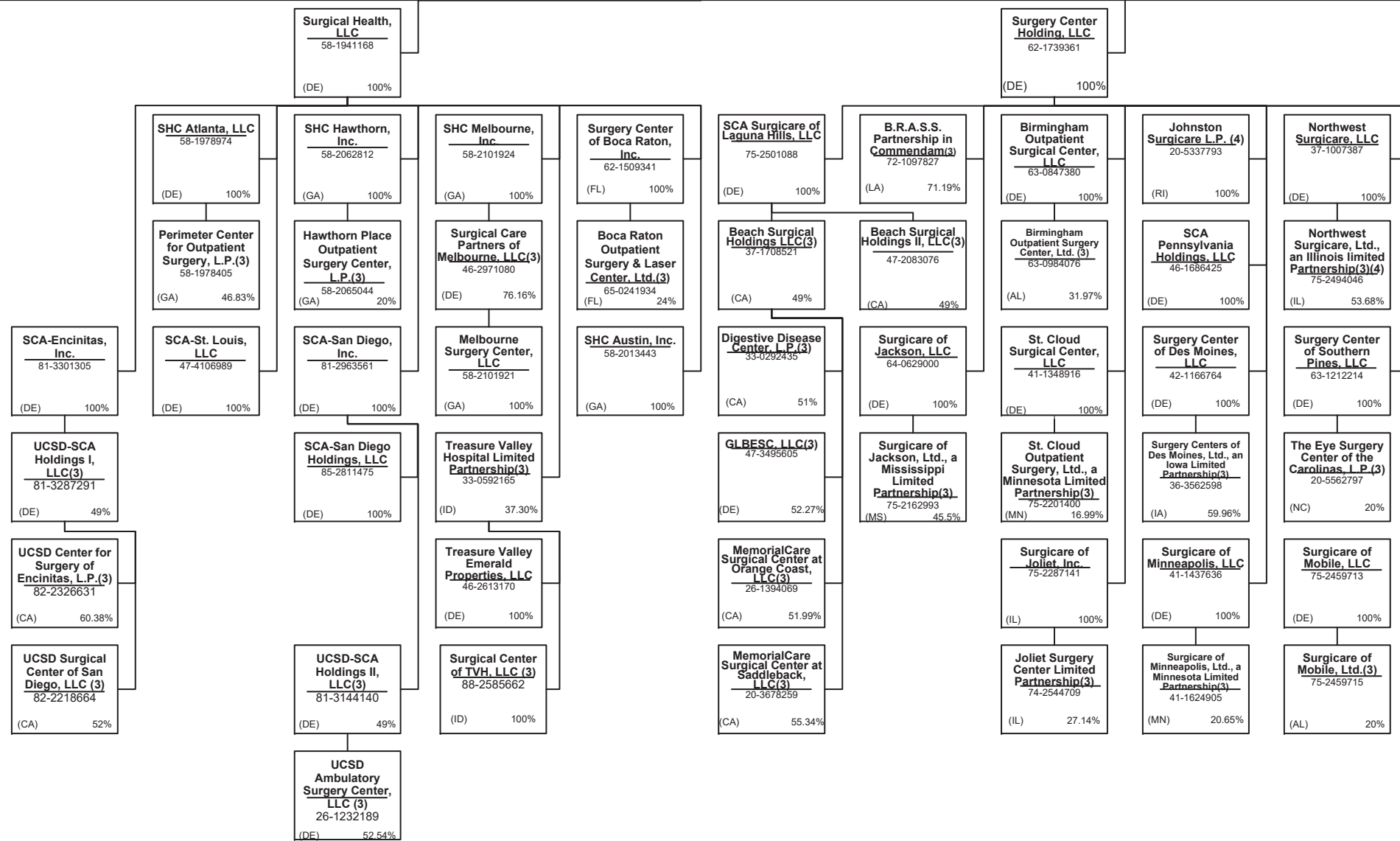


SCHEDULE Y – INFORMATION CONCERNING ACTIVITIES OF INSURER MEMBERS OF A HOLDING COMPANY GROUP
PART 1 – ORGANIZATIONAL CHART

Surgical Care Affiliates, LLC
 (DE) 20-8922307 100%

Continued from Previous Page

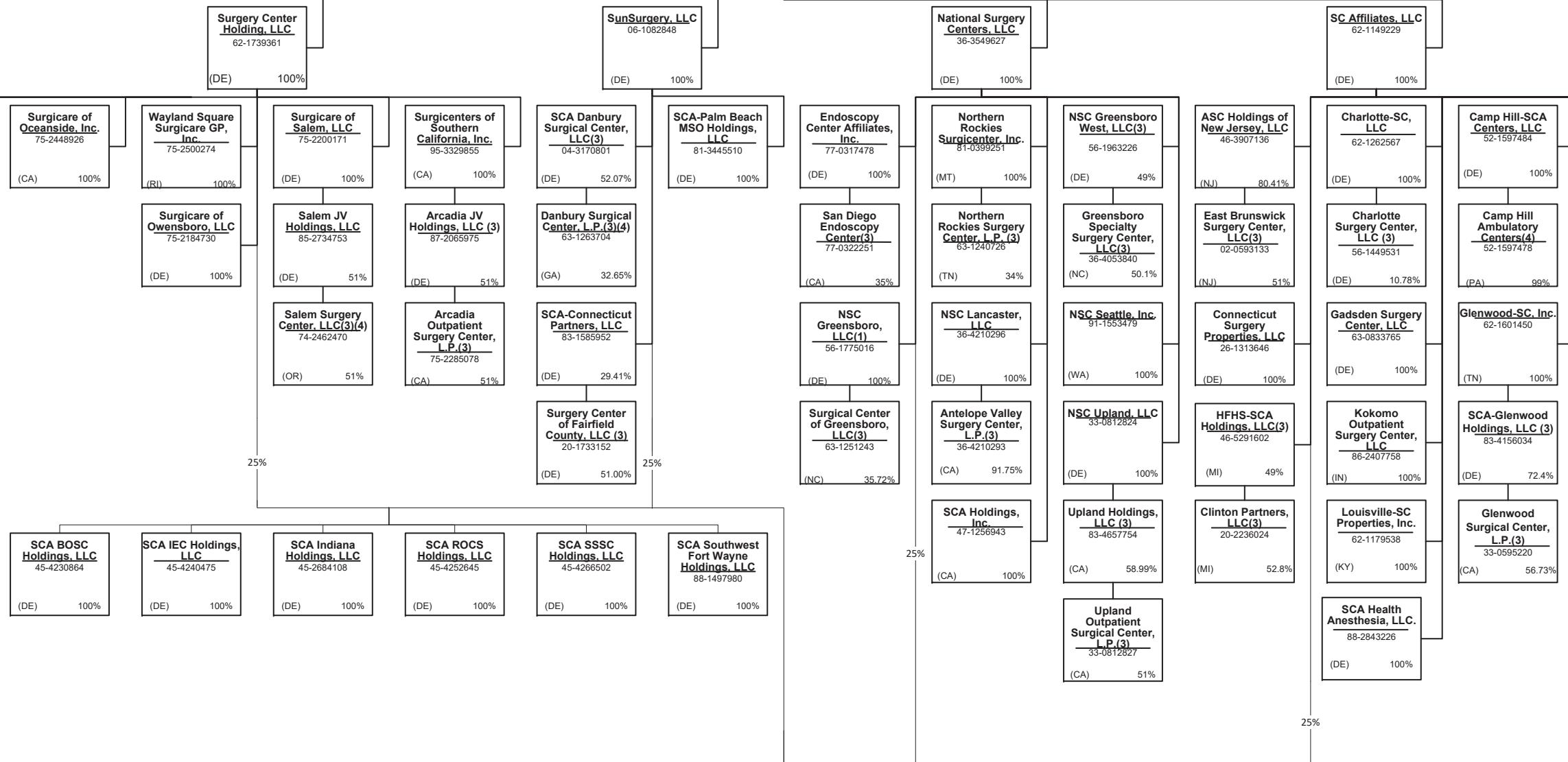
Continued on Next Page



SCHEDULE Y – INFORMATION CONCERNING ACTIVITIES OF INSURER MEMBERS OF A HOLDING COMPANY GROUP
PART 1 – ORGANIZATIONAL CHART

Surgical Care Affiliates, LLC
 (DE) 20-8922307 100%

Continued from Previous Page Continued on Next Page




40.17

SCHEDULE Y – INFORMATION CONCERNING ACTIVITIES OF INSURER MEMBERS OF A HOLDING COMPANY GROUP
PART 1 – ORGANIZATIONAL CHART

Surgical Care Affiliates, LLC
 (DE) 20-8922307 100%

SC Affiliates, LLC
 62-1149229
 (DE) 100%




Continued from Previous Page

Continued on Next Page

SCHEDULE Y – INFORMATION CONCERNING ACTIVITIES OF INSURER MEMBERS OF A HOLDING COMPANY GROUP
PART 1 – ORGANIZATIONAL CHART

Surgical Care Affiliates, LLC
 (DE) 20-8922307 100%

SC Affiliates, LLC
 62-1149229
 (DE) 100%



Continued from Previous Page

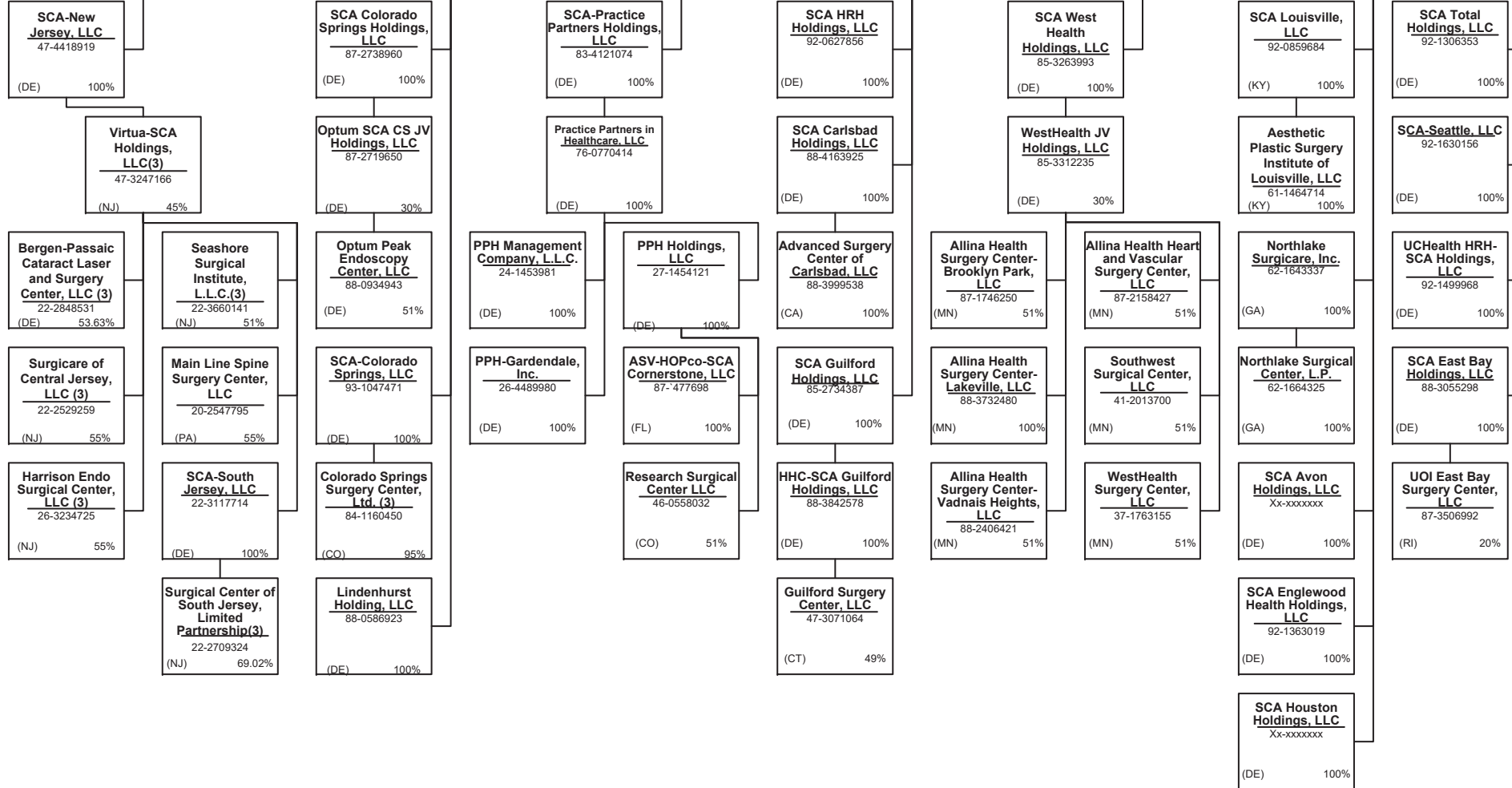
Continued on Next Page

SCHEDULE Y – INFORMATION CONCERNING ACTIVITIES OF INSURER MEMBERS OF A HOLDING COMPANY GROUP
PART 1 – ORGANIZATIONAL CHART

Surgical Care Affiliates, LLC
 (DE) 20-8922307 100%

SC Affiliates, LLC
 62-1149229
 (DE) 100%

Endo Parent, Inc.
 Xx-xxxxxxx
 (DE) 100%



Continued from Previous Page

Continued on Next Page

SCHEDULE Y – INFORMATION CONCERNING ACTIVITIES OF INSURER MEMBERS OF A HOLDING COMPANY GROUP
PART 1 – ORGANIZATIONAL CHART

Surgical Care Affiliates, LLC
(DE) 20-8922307 100%

Continued from Previous Page

Continued on Next Page

**Physicians
Endoscopy
Intermediate
Holdco, Inc.**
26-2239018
(DE) 100%

**PE Gastro MSO
Holdings, LLC**
84-2444910
(DE) 100%

**Physicians
Endoscopy, L.L.C.**
91-1882702
(DE) 100%

**PE Gastro
Management, LLC**
84-2396811
(DE) 100%

**Chalfont HoldCo,
LLC**
82-2038975
(PA) 100%

**EAVF Acquisition
Holdings, LLC**
83-1326480
(PA) 100%

**Endoscopy
Associates of
Valley Forge, LLC**
16-1770779
(VA) 100%

**Frontier
Healthcare Billing
Services, LLC**
45-1476594
(NY) 100%

**Frontier
Healthcare
Management
Services, LLC**
27-4101347
(NY) 100%

**PE New Jersey
Holdco, LLC**
81-4315098
(NJ) 100%

**PGC Acquisition
Holdings, LLC**
47-2582247
(PA) 100%

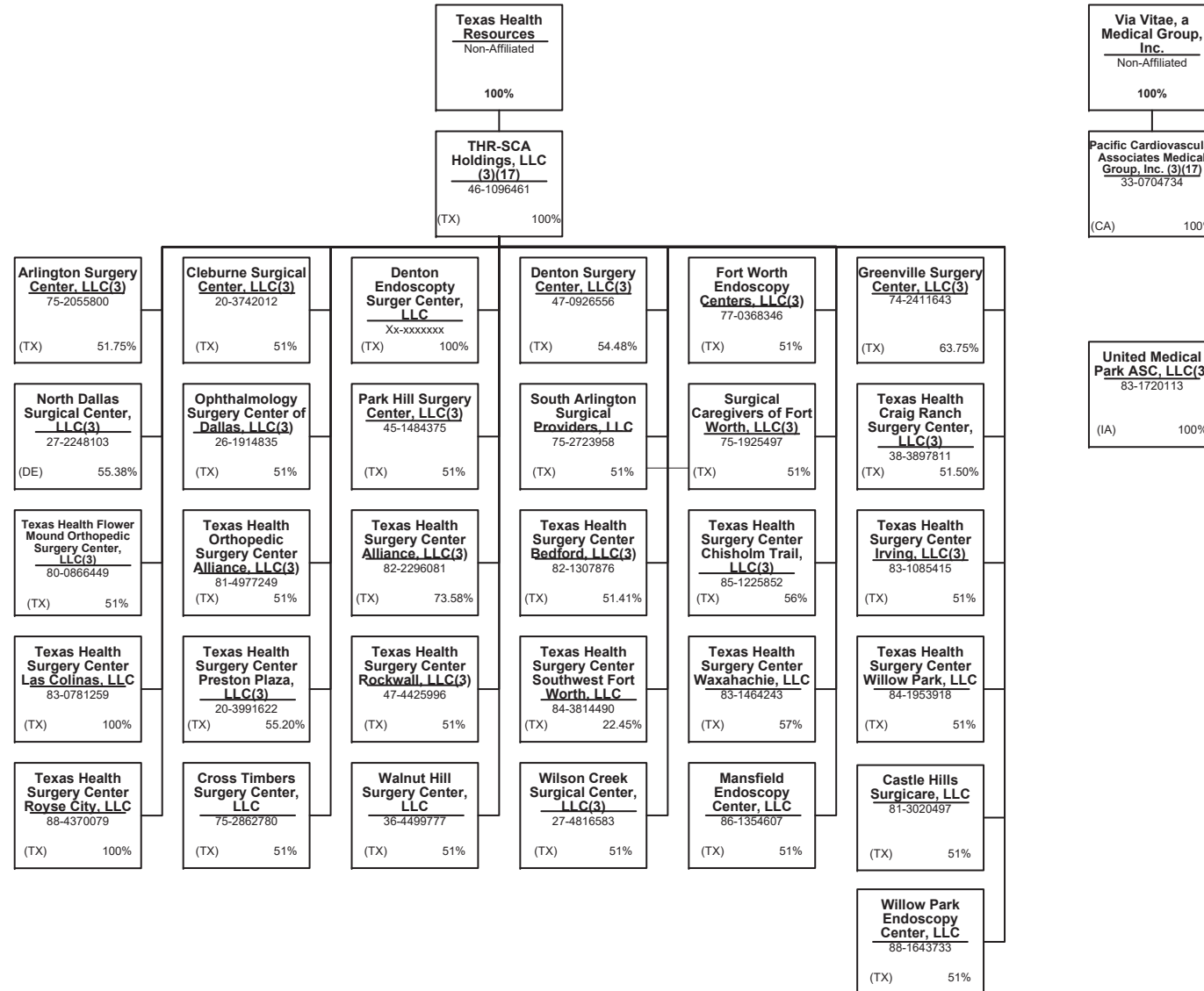
**SecureMD
Mangement, LLC**
46-3038066
(CO) 100%

SCHEDULE Y – INFORMATION CONCERNING ACTIVITIES OF INSURER MEMBERS OF A HOLDING COMPANY GROUP
PART 1 – ORGANIZATIONAL CHART



Continued from Previous Page

Substantively Controlled Surgical Care Affiliate Entities



SCHEDULE Y – INFORMATION CONCERNING ACTIVITIES OF INSURER MEMBERS OF A HOLDING COMPANY GROUP
PART 1 – ORGANIZATIONAL CHART

Professionally Owned Entities

<u>Entity Name</u>	<u>Juris.</u>	<u>Federal Tax ID</u>	<u>Entity Name</u>	<u>Juris.</u>	<u>Federal Tax ID</u>
4C Medical Group, PLC	AZ	45-2402948	Carbondale Counseling Associates LLC	IL	47-1130641
A.G. Dikengil, Inc.	NJ	22-3149900	CareMount Health Solutions ACO, LLC	NY	n/a
AbleTo Behavioral Health Services of Michigan, P.C.	MI	85-4328419	Carolina Behavioral Care, P.A.	NC	56-1780933
AbleTo Behavioral Health Services of New Jersey, P.C.	NJ	85-4306375	Carroll Counseling Center LLC	MD	52-2072546
AbleTo Behavioral Health Services, PC	CT	47-5519672	Centers for Family Medicine, GP	CA	33-0483510
AbleTo Licensed Clinical Social Worker Services, P.C.	CA	85-0739865	Christopher Stalberg, M.D., PLLC	AZ	n/a
AbleTo Psychiatry Health Services, P.C.	MA	88-2290313	Cielo House, Inc.	CA	87-2440218
AHN Accountable Care Organization, LLC	IN	45-4171713	Cognitive-Behavioral Therapy Center of Western North Carolina, P.A.	NC	20-3056794
Aleph Psychological Services Inc.	CA	46-3477124	Colonial Family Practice, L.L.C.	SC	--
American Health Network of Indiana, LLC	IN	35-2108729	Columbia Counseling Center P.A.	MD	52-2052733
Angie Coil FNP, PLLC	AZ	81-2112951	Connect Medical, P.C.	NY	32-0551188
AppleCare Hospitalists Medical Group, Inc.	CA	14-1890491	David C. Anderholm, M.D., P.A.	MN	41-1879063
AppleCare Medical ACO, LLC	CA	45-2852872	David Moen, M.D. P.C.	NY	81-5101448
AppleCare Medical Group St. Francis, Inc.	CA	33-0845269	David R. Ferrell, M.D., P.C.	NV	45-2380022
AppleCare Medical Group, Inc.	CA	33-0898174	Day-OP Center Of Long Island Inc.	NY	11-2811353
ArchWell Health Professional Services Holding Co.	DE	86-3278602	DBT and EMDR Specialists, P.A.	MN	47-3322541
ArchWell Health Professional Services of Alabama, LLC	AL	86-3152173	Doc Martins, PLLC	AZ	20-0419099
ArchWell Health Professional Services of Arizona, LLC	AZ	87-2986923	Durable Medical Equipment, Inc.	MA	04-3106404
ArchWell Health Professional Services of Florida, P.A.	FL	88-3481216	Elite Focus Clinic, Inc., a Professional Corporation	CA	47-3861802
ArchWell Health Professional Services of Kansas, P.A.	KS	86-3241870	Empire Physicians' Medical Group, Inc.	CA	33-0181426
ArchWell Health Professional Services of Nebraska, LLC	NE	87-3065955	Eugene Center of Anxiety and Stress, LLC	OR	83-2740282
ArchWell Health Professional Services of Nevada, P.C.	NV	88-1285211	Eugene Therapy, LLC	OR	90-0624377
ArchWell Health Professional Services of North Carolina, P.C.	NC	86-3222071	Everett Physicians, Inc. P.S.	WA	81-1625636
ArchWell Health Professional Services of Oklahoma, LLC	OK	86-3190019	Evolve, LLC	WI	61-1752488
ARTA Western California, Inc.	CA	33-0658815	Family Counseling Associates of Salem Andover LLC	NH	27-0820363
Aspectus, Inc.	MA	04-3403101	Ferrell Physician Services, P.C.	NY	87-4007730
Astra Medical Clinic, PLLC	AZ	86-0882561	First Hill Surgery Center, LLC	WA	47-2066485
Atrius Health, Inc.	MA	n/a	First Step Services, LLC	NC	51-0484581
Beaver Medical Group, P.C.	CA	33-0645967	Flagstaff Family Physicians, PLLC	AZ	86-0959327
Behavioral Solutions, P.C.	MA	04-3316367	Good Samaritan Medical Practice Association, Inc., A Medical Group	CA	95-3969271
Better Health Value Network, LLC	WA	47-4349079	Greater Phoenix Collaborative Care, P.C.	AZ	27-2337725
Bexar Imaging Center, LLC	TX	22-3858211	HealthCare Partners Affiliates Medical Group	CA	95-4526112
California Spring Holdings, PC	CA	81-0881243	HealthCare Partners ASC-HB, LLC	CA	26-4247365

SCHEDULE Y – INFORMATION CONCERNING ACTIVITIES OF INSURER MEMBERS OF A HOLDING COMPANY GROUP
PART 1 – ORGANIZATIONAL CHART

Professionally Owned Entities

<u>Entity Name</u>	<u>Juris.</u>	<u>Federal Tax ID</u>	<u>Entity Name</u>	<u>Juris.</u>	<u>Federal Tax ID</u>
HealthCare Partners Associates Medical Group, P.C.	CA	45-5273760	Landmark Medical of Pennsylvania, PC	PA	81-1605378
HealthCare Partners Medical Group, P.C.	CA	95-4340584	Landmark Medical of Rhode Island, PC	RI	84-2830065
Heron Ridge Assoc., P.L.C.	MI	80-0020865	Landmark Medical of Tennessee, PC	TN	30-1288593
Homecare Dimensions of Florida, Inc.	TX	81-0884465	Landmark Medical of Texas, PA	TX	83-2296389
Homecare Dimensions, Inc.	TX	74-2758644	Landmark Medical of Utah, PC	UT	84-2660339
IN Style OPTICAL, LLC	MA	27-3296953	Landmark Medical of Virginia, P.C.	VA	85-0839774
Inland Faculty Medical Group, Inc.	CA	33-0618077	Landmark Medical of Washington, PC	WA	47-3028655
Inspiris Medical Services of New Jersey, P.C.	NJ	45-2563134	Landmark Medical, P.C.	NY	47-1588943
INSPIRIS of Michigan Medical Services, P.C.	MI	27-1561674	Level2 Medical Services, P.A.	DE	84-5003916
INSPIRIS of New York Medical Services, P.C.	NY	13-4168739	Level2 Medical Services, P.A. New Jersey	NJ	87-2684015
INSPIRIS of Pennsylvania Medical Services, P.C.	PA	26-2895670	Level2 Medical Services, P.C. Alaska	AK	87-2600511
Jonathan E. Goldberg, Ph.D., Inc.	MA	26-3013277	Level2 Medical Services, P.C. California	CA	92-1153396
Joyce Marter & Associates, P.C.	IL	26-3478896	Level2 Medical Services, P.C. Utah	UT	87-0989804
K.P. Counseling, Ltd.	IL	30-0089259	Life Strategies Counseling, Inc.	AR	20-0468524
Kelsey-Seybold Medical Group, PLLC	TX	76-0386391	LifeSolutions Counseling Associates, P.C.	IN	26-3292877
KS Pharm, LLC	TX	84-2355006	March Vision Care Group, Incorporated	CA	95-4874334
KS SC, LLC	TX	84-2241460	March Vision Care IPA, Inc.	NY	27-3115058
Landmark Medical of Arkansas, P.A.	AR	85-0997438	March Vision Care of Texas, Inc.	TX	45-4227915
Landmark Medical of California, PC	CA	47-4553619	MAT-RX DEVELOPMENT, L.L.C.	TX	43-1967820
Landmark Medical of Connecticut, PC	CT	83-2295301	Mat-Rx Fort Worth GP, L.L.C.	TX	35-2262695
Landmark Medical of Florida, P.A.	FL	85-0838149	ME Urgent Care Nebraska, Inc.	NE	81-0936574
Landmark Medical of Idaho, PC	ID	92-0496439	MedExpress Employed Services, Inc.	DE	81-1265129
Landmark Medical of Kansas, P.A.	KS	82-4633545	MedExpress Primary Care Arizona, P.C.	AZ	81-4550969
Landmark Medical of Kentucky, PSC	KY	82-4881602	MedExpress Primary Care Arkansas, P.A.	AR	84-4234388
Landmark Medical of Louisiana, a Professional Corporation	LA	82-4881732	MedExpress Primary Care Kansas, P.A.	KS	81-4605885
Landmark Medical of Massachusetts, PLLC	MA	81-5364097	MedExpress Primary Care Maryland, P.C.	MD	82-3384324
Landmark Medical of Michigan, P.C.	MI	86-3599871	MedExpress Primary Care Massachusetts, P.C.	MA	82-1096099
Landmark Medical of Mississippi, P.C.	MS	82-5084178	MedExpress Primary Care Minnesota P.C.	MN	81-4396738
Landmark Medical of Missouri, P.C.	MO	82-4857713	MedExpress Primary Care Oklahoma, P.C.	OK	83-1077265
Landmark Medical of New Hampshire, P.C.	NH	85-1174070	MedExpress Primary Care South Carolina, P.C.	SC	83-0764858
Landmark Medical of North Carolina, P.C.	NC	82-4256752	MedExpress Primary Care Texas, P.A.	TX	84-2500750
Landmark Medical of Ohio, Professional Corporation	OH	82-4864947	MedExpress Primary Care Virginia, P.C.	VA	82-3395792
Landmark Medical of Oregon, PC	OR	47-2926188	MedExpress Primary Care West Virginia, Inc.	WV	82-4401181

SCHEDULE Y – INFORMATION CONCERNING ACTIVITIES OF INSURER MEMBERS OF A HOLDING COMPANY GROUP
PART 1 – ORGANIZATIONAL CHART

Professionally Owned Entities

<u>Entity Name</u>	<u>Juris.</u>	<u>Federal Tax ID</u>	<u>Entity Name</u>	<u>Juris.</u>	<u>Federal Tax ID</u>
MedExpress Primary Care Wisconsin, S.C.	WI	81-4563448	Mental Health Resources, PLLC	TN	62-1396317
MedExpress Urgent Care – New Jersey, P.C.	NJ	45-5388778	MH Physician Three Holdco, a Medical Corporation	CA	27-4691544
MedExpress Urgent Care - Northern New Jersey PC	NJ	83-2089623	MHCH, Inc.	CA	80-0507474
MedExpress Urgent Care Arizona, P.C.	AZ	81-4030280	MHIPA Physician Two Holdco, a Medical Corporation	CA	27-4691508
MedExpress Urgent Care Arkansas, P.A.	AR	46-4348120	Mindscales Counseling, LLC	CT	47-2117693
MedExpress Urgent Care California, P.C.	CA	82-0930142	Mobile Medical Services of New Jersey, PC	NJ	81-2977678
MedExpress Urgent Care Connecticut, P.C.	CT	81-1956812	Mobile Medical Services, P.C.	NY	30-0445773
MedExpress Urgent Care Idaho, P.C.	ID	82-1135336	Moen, M.D., P.C.	CA	85-3287029
MedExpress Urgent Care Illinois, P.C.	IL	47-4308614	Monarch Health Plan, Inc.	CA	22-3935634
MedExpress Urgent Care Iowa, P.C.	IA	81-5353472	Monarch HealthCare, A Medical Group, Inc.	CA	33-0587660
MedExpress Urgent Care Kansas, P.A.	KS	47-1919283	Monika Roots, M.D., P.C.	CA	84-4887072
MedExpress Urgent Care Minnesota P.C.	MN	81-1125396	NAMM Medical Group Holdings, Inc.	CA	56-2627070
MedExpress Urgent Care Missouri P.C.	MO	47-3132625	naviHealth Michigan HBPC, P.C.	MI	84-3469040
MedExpress Urgent Care North Carolina, P.C.	NC	81-5138747	NC Center For Resiliency, PLLC	NC	47-2693055
MedExpress Urgent Care Oregon, P.C.	OR	82-1919436	New Perspectives Center for Counseling & Therapy, L.L.C.	OR	93-1173779
MedExpress Urgent Care Rhode Island, P.C.	RI	81-5362765	New York Licensed Clinical Social Work, P.C.	NY	86-3891057
MedExpress Urgent Care South Carolina, P.C.	SC	81-5380706	Northlight Counseling Associates, Inc.	AZ	86-0646417
MedExpress Urgent Care Texas, P.A.	TX	47-5147441	Northwest Medical Group Alliance, LLC	WA	91-1699944
MedExpress Urgent Care Washington, P.C.	WA	82-2443118	NPN IPA Washington, PLLC	WA	61-1855159
MedExpress Urgent Care Wisconsin, S.C.	WI	81-4281678	Oakland Psychological Clinic, P.C.	MI	38-2481929
MedExpress Urgent Care, Inc. – West Virginia	WV	26-4546400	OHR Physician Group, P.C.	OR	93-0979031
MedExpress Urgent Care, P.C. – Georgia	GA	47-1804667	Optum Clinic, P.A.	TX	75-2778455
MedExpress Urgent Care, P.C. – Indiana	IN	90-0929572	Optum Medical Care of New Jersey, P.C.	NJ	22-3624559
MedExpress Urgent Care, P.C. – Maryland	MD	45-3461101	Optum Medical Care, P.C.	NY	13-3544120
MedExpress Urgent Care, P.C. – Massachusetts	MA	47-1857908	Optum Medical Services of California, P.C.	CA	30-0826311
MedExpress Urgent Care, P.C. – Michigan	MI	46-4793937	Optum Medical Services of Colorado, P.C.	CO	45-5424191
MedExpress Urgent Care, P.C. – Oklahoma	OK	47-1824365	Optum Medical Services, P.C.	NC	45-3866363
MedExpress Urgent Care, P.C. – Pennsylvania	PA	26-3750502	OptumCare Portland, LLC	OR	93-1306308
MedExpress Urgent Care, P.C. – Tennessee	TN	45-4973138	Oregon Healthcare Resources, LLC	OR	27-3674492
MedExpress Urgent Care, P.C. – Virginia	VA	45-3123110	PE Healthcare Associates, LLC	NY	27-4496894
MedExpress Urgent Care, P.S.C. - Kentucky	KY	83-1565124	Peninsula Psychological Center, Inc., P.S.	WA	91-1885912
MedExpress, Inc. – Delaware	DE	45-5436856	Perspectives of Troy, P.C.	MI	38-2592367
Memorial Healthcare IPA, GP	CA	95-4688463	Physician Partners Medical Group, Inc.	CA	30-0516435

SCHEDULE Y – INFORMATION CONCERNING ACTIVITIES OF INSURER MEMBERS OF A HOLDING COMPANY GROUP

PART 1 – ORGANIZATIONAL CHART

Professionally Owned Entities

Entity Name	Juris.	Federal Tax ID	Entity Name	Juris.	Federal Tax ID
Physician United PLLC	AZ	84-3476733	Refresh In-Home Counseling LLC	IL	82-5351068
Physicians Care Network, L.L.C.	WA	91-1822767	Refresh Pennsylvania, LLC	PA	84-1756547
Physicians Medical Group of San Jose, Inc.	CA	94-2722082	Reliant Medical Group The Endoscopy Center, LLC	MA	20-5251393
Physicians Medical Health Plan	CA	84-3715606	Reliant Medical Group, Inc.	MA	04-2472266
Physicians Medical Holdings	CA	86-2631012	Riverside Community Healthplan Medical Group, Inc.	CA	33-0055097
Pilot Holdings, P.C.	CA	87-3931756	Riverside Electronic Healthcare Resources, Inc.	CA	20-3420379
Pinnacle Medical Group, Inc.	CA	33-0795271	Robert B. McBeath, M.D. II, P.C.	NV	86-0857176
Polyclinic Holdings, P.C.	WA	83-3042027	Robert B. McBeath, M.D. III, P.C.	NV	46-2662506
POLYCLINIC MANAGEMENT SERVICES COMPANY, LLC	WA	46-0508606	Robert B. McBeath, M.D., Professional Corporation	NV	88-0310956
Primary Care Associated Medical Group, Inc.	CA	33-0527335	Saad A. Shakir, M.D., Inc.	CA	77-0398259
ProHEALTH Accountable Care Medical Group, PLLC	NY	45-4469117	San Bernardino Medical Group, Inc.	CA	--
ProHEALTH Ambulatory Surgery Center, Inc.	NY	11-3447394	Sanvello Behavioral Health Services of New Jersey, P.C.	NJ	85-0666386
ProHEALTH Care Associates of New Jersey LLP	NJ	47-5656253	Sanvello Behavioral Health Services of North Carolina, P.C.	NC	85-1959641
ProHEALTH Care Associates, L.L.P.	NY	11-3355604	Sanvello Behavioral Health Services of Texas, P.A.	TX	84-3152209
ProHEALTH Medical NY, P.C.	NY	47-1388406	Sanvello Behavioral Health Services, P.A.	DE	84-1754732
ProHealth Physicians, P.C.	CT	06-1469068	Saris Counseling, LLC	WI	n/a
ProHEALTH Urgent Care Medicine of New Jersey LLP	NJ	47-5661535	Seattle Psychology, P.L.L.C.	WA	46-3238571
ProHEALTH Urgent Care Medicine, PLLC	NY	46-1883579	SecureMD Professionals - California, PC	CA	46-3057015
Prospero Health Partners Florida, Inc.	FL	85-0775386	Serenity Family and Psychological Counseling Center, P.C.	CA	45-3802527
Prospero Health Partners New York, P.C.	NY	82-2400620	Shark Holdings, P.C.	CA	87-3142148
Prospero Health Partners North Carolina, P.C.	NC	84-4569314	Sherman Counseling Management, S.C.	WI	47-5082677
Prospero Health Partners, P.C.	MN	84-3234753	Silicon Valley TMS of Monterey Bay, GP	CA	81-3200297
Prospero Medical Services New Jersey, P.C.	NJ	84-3844362	Southwest Internal Medicine Group, Robert Ruiz, M.D., PLLC	AZ	86-0516447
Prospero Medical Services, P.A.	FL	87-2406404	Spring Behavioral Health of New Jersey, LLC	NJ	82-3087236
Psychiatry Services of New York, P.C.	NY	85-0921665	Springfield Psychological, P.C.	PA	23-2833266
Psychiatry Specialists Inc.	IL	27-3409538	Surgical Eye Experts, LLC	MA	65-1321064
Psychological Healthcare, PLLC	NY	16-1484552	Surprise Health Center, PLLC	AZ	86-1047772
Red Oak Counseling, Ltd.	WI	20-0785644	Susan Albright P.L.C.	AZ	20-5176158
Redlands Family Practice Medical Group, Inc.	CA	56-2627067	Talbert Medical Group, P.C.	CA	93-1172065
Refresh Canopy Cove, Inc.	FL	82-3603285	The Everett Clinic, PLLC	WA	91-0214500
Refresh Centers, Inc.	IN	30-0358493	The Polyclinic, PLLC	WA	91-0369070
Refresh Connecticut LLC	CT	84-2663780	The Potter's House Family & Children Treatment Center, LLC	GA	20-8357849
Refresh Evolve, LLC	WI	83-4507157	The Tabor Therapy Group, Inc.	IL	46-5461304

SCHEDULE Y – INFORMATION CONCERNING ACTIVITIES OF INSURER MEMBERS OF A HOLDING COMPANY GROUP
PART 1 – ORGANIZATIONAL CHART

Professionally Owned Entities

<u>Entity Name</u>	<u>Juris.</u>	<u>Federal Tax ID</u>	<u>Entity Name</u>	<u>Juris.</u>	<u>Federal Tax ID</u>
Triangle Counseling Agency, Inc.	NC	26-2552129			
USMD Diagnostic Services, LLC	TX	27-2803133			
USMD Hospital at Arlington, L.P.	TX	73-1662763			
USMD Hospital at Fort Worth, L.P.	TX	20-3571243			
USMD of Arlington GP, L.L.C.	TX	73-1662757			
Vitucci, LCSW, P.C.	IL	85-1453387			
Warner Family Practice, P.C.	AZ	86-0462952			
Waypoint Minnesota PC	MN	46-2854394			
WellMed Florida Medicare ACO, LLC	TX	84-2233329			
WellMed Florida Services, PLLC	TX	45-2158334			
WellMed Greater Texas Medicare ACO, LLC	TX	84-2178104			
WellMed Medical Group, P.A.	TX	74-2574229			
WellMed Network of Florida, Inc.	TX	35-2314192			
WellMed Networks - DFW, Inc.	TX	41-2250215			
WellMed Networks, Inc.	TX	74-2889447			
WellMed of Las Cruces, Inc.	TX	92-0183013			
WellMed Tampa/Orlando Medicare ACO, LLC	TX	84-2193803			
WellMed Texas Medicare ACO, LLC	TX	84-2219968			
XLHome Michigan, P.C.	MI	46-3537245			
XLHome Northeast, P.C.	NJ	45-5530241			
XLHome Oklahoma, Inc.	OK	46-2931689			
XLHome, P.C.	MD	27-3543997			

Organizational Chart Footnotes

- (1) Entity is owned in full or in part by a UnitedHealth Group Incorporated friendly physician.
- (2) Control of the Foundation is based on sole membership, not the ownership of voting securities.
- (3) The remaining percentage is owned either by a non-affiliated entity, outside investor(s), current/former company officer(s), or third party shareholder(s).
- (4) The minority percentage is owned by one or more affiliated UnitedHealth Group Incorporated subsidiaries. Voting rights do vary.
- (5) No information of the other shareholder(s) has been provided
- (6) General partnership interests are held by United HealthCare Services, Inc. (89.77%) and by UnitedHealthcare, Inc. (10.23%). United HealthCare Services, Inc. also holds 100% of the limited partnership interests. When combining general and limited partner interests, United HealthCare Services, Inc. owns 94.18% and UnitedHealthcare, Inc. owns 5.83%.
- (7) Branch offices in Iraq and Uganda.
- (8) H&W Indemnity (SPC), Ltd. is an exempted segregated portfolio company organized under the laws of the Cayman Islands and holds a Cayman insurance license.
- (9) Registered as a foreign shareholder in Brazil.
- (10) Open
- (11) Polar II Fundo de Investimento em Participações is a Brazilian private equity investment fund incorporated in the form of a closed-end condominium.
- (12) N/A
- (13) Entity has a representative office in Beijing, China.
- (14) Open
- (15) Registered branch in the United Kingdom.
- (16) Open
- (17) Entity is not directly owned by the parent. However, the parent does have a viable economic interest as well as control over the entity through contractual agreements.

OVERFLOW PAGE FOR WRITE-INS

Additional Write-ins for Assets Line 25

	Current Year			Prior Year
	1 Assets	2 Nonadmitted Assets	3 Net Admitted Assets (Cols. 1 - 2)	4 Net Admitted Assets
2504. Miscellaneous Receivables	18	18	0	0
2505. State Tax Recoverable	0	0	0	509,912
2597. Summary of remaining write-ins for Line 25 from overflow page	18	18	0	509,912

Additional Write-ins for Underwriting and Investment Exhibit Part 3 Line 25

	Claim Adjustment Expenses		3 General Administrative Expenses	4 Investment Expenses	5 Total
	1 Cost Containment Expenses	2 Other Claim Adjustment Expenses			
2504. Miscellaneous Losses	70,067	23,211	153,065	0	246,343
2505. Professional Fees/Consulting	4,093,585	1,356,079	8,942,622	0	14,392,286
2506. Sundry General Expenses	42,155,630	10,415,763	73,126,392	0	125,697,785
2507. Royalty Expense	0	0	0	0	0
2508. Reimbursement of Expenses from Reinsurers	0	0	0	0	0
2597. Summary of remaining write-ins for Line 25 from overflow page	46,319,282	11,795,053	82,222,079	0	140,336,414