



HEALTH QUARTERLY STATEMENT

AS OF SEPTEMBER 30, 2021
OF THE CONDITION AND AFFAIRS OF THE

UnitedHealthcare of Wisconsin, Inc.

NAIC Group Code 0707 0707 NAIC Company Code 95710 Employer's ID Number 39-1555888
(Current) (Prior)

Organized under the Laws of Wisconsin, State of Domicile or Port of Entry WI

Country of Domicile United States of America

Licensed as business type: Health Maintenance Organization

Is HMO Federally Qualified? Yes [] No [X]

Incorporated/Organized 05/08/1986 Commenced Business 06/06/1986

Statutory Home Office 125 S. 84th St., Suite 400, Milwaukee, WI, US 53214
(Street and Number) (City or Town, State, Country and Zip Code)

Main Administrative Office 125 S. 84th St., Suite 400
(Street and Number)
Milwaukee, WI, US 53214, 414-443-4000
(City or Town, State, Country and Zip Code) (Area Code) (Telephone Number)

Mail Address 125 S. 84th St., Suite 400, Milwaukee, WI, US 53214
(Street and Number or P.O. Box) (City or Town, State, Country and Zip Code)

Primary Location of Books and Records 9800 Health Care Lane MN006-W500
(Street and Number)
Minnetonka, MN, US 55343, 952-979-6149
(City or Town, State, Country and Zip Code) (Area Code) (Telephone Number)

Internet Website Address www.uhc.com

Statutory Statement Contact Kathleen Welsh, 763-361-0320
(Name) (Area Code) (Telephone Number)
kathleen.welsh@uhc.com, 860-702-5792
(E-mail Address) (FAX Number)

OFFICERS

Chief Executive Officer and President Michelle Lynn Graham M.D. # Chief Financial Officer Peter Alexander Semmer
Treasurer Peter Marshall Gill

OTHER

Nyle Brent Cottingham, Vice President James Mark Gabriel, Vice President Dustin Larry Hinton, President, Commercial
Heather Anastasia Lang, Assistant Secretary Daniel Brian Ross M.D., Senior Medical Director Jessica Leigh Zuba, Assistant Secretary

DIRECTORS OR TRUSTEES

Michelle Lynn Graham M.D. # Dustin Larry Hinton Dennis James Mouras
Daniel Brian Ross M.D. Peter Alexander Semmer

State of _____ State of _____ State of _____
County of _____ County of _____ County of _____

The officers of this reporting entity being duly sworn, each depose and say that they are the described officers of said reporting entity, and that on the reporting period stated above, all of the herein described assets were the absolute property of the said reporting entity, free and clear from any liens or claims thereon, except as herein stated, and that this statement, together with related exhibits, schedules and explanations therein contained, annexed or referred to, is a full and true statement of all the assets and liabilities and of the condition and affairs of the said reporting entity as of the reporting period stated above, and of its income and deductions therefrom for the period ended, and have been completed in accordance with the NAIC Annual Statement Instructions and Accounting Practices and Procedures manual except to the extent that: (1) state law may differ; or, (2) that state rules or regulations require differences in reporting not related to accounting practices and procedures, according to the best of their information, knowledge and belief, respectively. Furthermore, the scope of this attestation by the described officers also includes the related corresponding electronic filing with the NAIC, when required, that is an exact copy (except for formatting differences due to electronic filing) of the enclosed statement. The electronic filing may be requested by various regulators in lieu of or in addition to the enclosed statement.

Michelle Lynn Graham M.D. Heather Anastasia Lang Peter Marshall Gill
President, Chief Executive Officer Assistant Secretary Treasurer

Subscribed and sworn to before me this _____ day of _____
Subscribed and sworn to before me this _____ day of _____
Subscribed and sworn to before me this _____ day of _____

- a. Is this an original filing?..... Yes [X] No []
b. If no,
1. State the amendment number.....
2. Date filed.....
3. Number of pages attached.....

ASSETS

	Current Statement Date			4 December 31 Prior Year Net Admitted Assets
	1 Assets	2 Nonadmitted Assets	3 Net Admitted Assets (Cols. 1 - 2)	
1. Bonds	1,960,290,256	0	1,960,290,256	1,662,641,514
2. Stocks:				
2.1 Preferred stocks	0	0	0	0
2.2 Common stocks	0	0	0	0
3. Mortgage loans on real estate:				
3.1 First liens	0	0	0	0
3.2 Other than first liens	0	0	0	0
4. Real estate:				
4.1 Properties occupied by the company (less \$0 encumbrances)	0	0	0	0
4.2 Properties held for the production of income (less \$0 encumbrances)	0	0	0	0
4.3 Properties held for sale (less \$0 encumbrances)	0	0	0	0
5. Cash (\$1,759,806), cash equivalents (\$166,822,145) and short-term investments (\$73,797,834)	242,379,785	0	242,379,785	327,261,695
6. Contract loans (including \$0 premium notes)	0	0	0	0
7. Derivatives	0	0	0	0
8. Other invested assets	0	0	0	0
9. Receivables for securities	0	0	0	0
10. Securities lending reinvested collateral assets	0	0	0	0
11. Aggregate write-ins for invested assets	0	0	0	0
12. Subtotals, cash and invested assets (Lines 1 to 11)	2,202,670,041	0	2,202,670,041	1,989,903,209
13. Title plants less \$0 charged off (for Title insurers only)	0	0	0	0
14. Investment income due and accrued	11,708,057	0	11,708,057	11,305,194
15. Premiums and considerations:				
15.1 Uncollected premiums and agents' balances in the course of collection	19,547,095	1,778,063	17,769,032	9,723,547
15.2 Deferred premiums, agents' balances and installments booked but deferred and not yet due (including \$0 earned but unbilled premiums)	0	0	0	0
15.3 Accrued retrospective premiums (\$7,306,610) and contracts subject to redetermination (\$374,058,488)	381,365,097	0	381,365,097	347,755,265
16. Reinsurance:				
16.1 Amounts recoverable from reinsurers	0	0	0	0
16.2 Funds held by or deposited with reinsured companies	0	0	0	0
16.3 Other amounts receivable under reinsurance contracts	0	0	0	0
17. Amounts receivable relating to uninsured plans	85,419,886	146,355	85,273,531	94,719,549
18.1 Current federal and foreign income tax recoverable and interest thereon	0	0	0	38,934,880
18.2 Net deferred tax asset	9,631,964	0	9,631,964	17,934,631
19. Guaranty funds receivable or on deposit	0	0	0	0
20. Electronic data processing equipment and software	0	0	0	0
21. Furniture and equipment, including health care delivery assets (\$0)	0	0	0	0
22. Net adjustment in assets and liabilities due to foreign exchange rates	0	0	0	0
23. Receivables from parent, subsidiaries and affiliates	725,174	725,174	0	0
24. Health care (\$4,523,325) and other amounts receivable	14,008,780	9,485,455	4,523,325	7,664,005
25. Aggregate write-ins for other than invested assets	20,039,549	20,039,549	0	10,000
26. Total assets excluding Separate Accounts, Segregated Accounts and Protected Cell Accounts (Lines 12 to 25)	2,745,115,643	32,174,596	2,712,941,047	2,517,950,280
27. From Separate Accounts, Segregated Accounts and Protected Cell Accounts	0	0	0	0
28. Total (Lines 26 and 27)	2,745,115,643	32,174,596	2,712,941,047	2,517,950,280
DETAILS OF WRITE-INS				
1101.				
1102.				
1103.				
1198. Summary of remaining write-ins for Line 11 from overflow page	0	0	0	0
1199. Totals (Lines 1101 through 1103 plus 1198)(Line 11 above)	0	0	0	0
2501. Affiliated Notes Receivable	20,000,000	20,000,000	0	0
2502. Deposit	10,000	10,000	0	10,000
2503. Prepaid Commissions	15,719	15,719	0	0
2598. Summary of remaining write-ins for Line 25 from overflow page	13,830	13,830	0	0
2599. Totals (Lines 2501 through 2503 plus 2598)(Line 25 above)	20,039,549	20,039,549	0	10,000

LIABILITIES, CAPITAL AND SURPLUS

	Current Period			Prior Year
	1 Covered	2 Uncovered	3 Total	4 Total
1. Claims unpaid (less \$ 926,952 reinsurance ceded)	824,343,765	688,179	825,031,944	848,045,970
2. Accrued medical incentive pool and bonus amounts	108,551,068	0	108,551,068	147,903,435
3. Unpaid claims adjustment expenses	7,699,068	0	7,699,068	6,732,765
4. Aggregate health policy reserves, including the liability of \$ 257,498,344 for medical loss ratio rebate per the Public Health Service Act	272,650,682	0	272,650,682	283,519,066
5. Aggregate life policy reserves	0	0	0	0
6. Property/casualty unearned premium reserve	0	0	0	0
7. Aggregate health claim reserves	1,025,376	0	1,025,376	2,131,340
8. Premiums received in advance	9,978,009	0	9,978,009	12,323,081
9. General expenses due or accrued	10,673,604	0	10,673,604	38,681,038
10.1 Current federal and foreign income tax payable and interest thereon (including \$ 0 on realized gains (losses))	2,355,547	0	2,355,547	0
10.2 Net deferred tax liability	0	0	0	0
11. Ceded reinsurance premiums payable	2,152,342	0	2,152,342	1,097,895
12. Amounts withheld or retained for the account of others	1,320,414	0	1,320,414	93,783
13. Remittances and items not allocated	756,949	0	756,949	218,566
14. Borrowed money (including \$ 0 current) and interest thereon \$ 0 (including \$ 0 current)	0	0	0	0
15. Amounts due to parent, subsidiaries and affiliates	102,204,262	0	102,204,262	39,908,151
16. Derivatives	0	0	0	0
17. Payable for securities	17,159,330	0	17,159,330	1,072,000
18. Payable for securities lending	0	0	0	0
19. Funds held under reinsurance treaties (with \$ 0 authorized reinsurers, \$ 0 unauthorized reinsurers and \$ 0 certified reinsurers)	0	0	0	0
20. Reinsurance in unauthorized and certified (\$ 0) companies	0	0	0	0
21. Net adjustments in assets and liabilities due to foreign exchange rates	0	0	0	0
22. Liability for amounts held under uninsured plans	106,965,792	0	106,965,792	29,063,148
23. Aggregate write-ins for other liabilities (including \$ 3,723 current)	3,723	0	3,723	3,184
24. Total liabilities (Lines 1 to 23)	1,467,839,931	688,179	1,468,528,110	1,410,793,422
25. Aggregate write-ins for special surplus funds	XXX	XXX	0	0
26. Common capital stock	XXX	XXX	1,000,000	1,000,000
27. Preferred capital stock	XXX	XXX	0	0
28. Gross paid in and contributed surplus	XXX	XXX	100,289,807	100,289,807
29. Surplus notes	XXX	XXX	0	0
30. Aggregate write-ins for other than special surplus funds	XXX	XXX	0	0
31. Unassigned funds (surplus)	XXX	XXX	1,143,123,130	1,005,867,051
32. Less treasury stock, at cost:				
32.1 0 shares common (value included in Line 26 \$ 0)	XXX	XXX	0	0
32.2 0 shares preferred (value included in Line 27 \$ 0)	XXX	XXX	0	0
33. Total capital and surplus (Lines 25 to 31 minus Line 32)	XXX	XXX	1,244,412,937	1,107,156,858
34. Total liabilities, capital and surplus (Lines 24 and 33)	XXX	XXX	2,712,941,047	2,517,950,280
DETAILS OF WRITE-INS				
2301. Unclaimed Property	3,723	0	3,723	3,184
2302.				
2303.				
2398. Summary of remaining write-ins for Line 23 from overflow page	0	0	0	0
2399. Totals (Lines 2301 through 2303 plus 2398)(Line 23 above)	3,723	0	3,723	3,184
2501.	XXX	XXX		
2502.	XXX	XXX		
2503.	XXX	XXX		
2598. Summary of remaining write-ins for Line 25 from overflow page	XXX	XXX	0	0
2599. Totals (Lines 2501 through 2503 plus 2598)(Line 25 above)	XXX	XXX	0	0
3001.	XXX	XXX		
3002.	XXX	XXX		
3003.	XXX	XXX		
3098. Summary of remaining write-ins for Line 30 from overflow page	XXX	XXX	0	0
3099. Totals (Lines 3001 through 3003 plus 3098)(Line 30 above)	XXX	XXX	0	0

STATEMENT OF REVENUE AND EXPENSES

	Current Year To Date		Prior Year To Date	Prior Year Ended December 31
	1 Uncovered	2 Total	3 Total	4 Total
1. Member Months	XXX	7,198,814	7,457,492	10,089,062
2. Net premium income (including \$ 0 non-health premium income)	XXX	7,165,455,373	6,661,425,858	8,905,268,268
3. Change in unearned premium reserves and reserve for rate credits	XXX	19,609,886	(134,416,938)	(220,374,380)
4. Fee-for-service (net of \$ 0 medical expenses)	XXX	0	0	0
5. Risk revenue	XXX	0	0	0
6. Aggregate write-ins for other health care related revenues	XXX	0	0	0
7. Aggregate write-ins for other non-health revenues	XXX	0	0	0
8. Total revenues (Lines 2 to 7)	XXX	7,185,065,259	6,527,008,920	8,684,893,888
Hospital and Medical:				
9. Hospital/medical benefits	4,279,850	5,131,878,698	4,359,340,621	6,011,763,545
10. Other professional services	89,780	107,634,188	68,591,767	101,053,536
11. Outside referrals	0	0	0	0
12. Emergency room and out-of-area	0	0	0	0
13. Prescription drugs	343,493	411,801,432	350,409,381	434,136,577
14. Aggregate write-ins for other hospital and medical	0	0	0	0
15. Incentive pool, withhold adjustments and bonus amounts	0	101,138,334	162,851,337	234,584,412
16. Subtotal (Lines 9 to 15)	4,713,123	5,752,452,652	4,941,193,106	6,781,538,070
Less:				
17. Net reinsurance recoveries	0	926,840	(4,521)	(4,521)
18. Total hospital and medical (Lines 16 minus 17)	4,713,123	5,751,525,812	4,941,197,627	6,781,542,591
19. Non-health claims (net)	0	0	0	0
20. Claims adjustment expenses, including \$ 189,116,755 cost containment expenses	0	244,754,695	234,851,333	311,591,105
21. General administrative expenses	0	511,189,258	592,440,803	827,867,192
22. Increase in reserves for life and accident and health contracts (including \$ 0 increase in reserves for life only)	0	0	0	0
23. Total underwriting deductions (Lines 18 through 22)	4,713,123	6,507,469,765	5,768,489,763	7,921,000,888
24. Net underwriting gain or (loss) (Lines 8 minus 23)	XXX	677,595,494	758,519,157	763,893,000
25. Net investment income earned	0	27,201,692	29,037,060	38,252,680
26. Net realized capital gains (losses) less capital gains tax of \$ 69,165	0	260,192	1,513,828	1,466,192
27. Net investment gains (losses) (Lines 25 plus 26)	0	27,461,884	30,550,888	39,718,872
28. Net gain or (loss) from agents' or premium balances charged off [(amount recovered \$ 882,725) (amount charged off \$ (2,265,411))]	0	(1,382,686)	(1,737,715)	(2,295,182)
29. Aggregate write-ins for other income or expenses	0	0	0	0
30. Net income or (loss) after capital gains tax and before all other federal income taxes (Lines 24 plus 27 plus 28 plus 29)	XXX	703,674,692	787,332,330	801,316,690
31. Federal and foreign income taxes incurred	XXX	146,714,381	193,618,374	197,120,865
32. Net income (loss) (Lines 30 minus 31)	XXX	556,960,311	593,713,956	604,195,825
DETAILS OF WRITE-INS				
0601.	XXX			
0602.	XXX			
0603.	XXX			
0698. Summary of remaining write-ins for Line 6 from overflow page	XXX	0	0	0
0699. Totals (Lines 0601 through 0603 plus 0698)(Line 6 above)	XXX	0	0	0
0701.	XXX			
0702.	XXX			
0703.	XXX			
0798. Summary of remaining write-ins for Line 7 from overflow page	XXX	0	0	0
0799. Totals (Lines 0701 through 0703 plus 0798)(Line 7 above)	XXX	0	0	0
1401.				
1402.				
1403.				
1498. Summary of remaining write-ins for Line 14 from overflow page	0	0	0	0
1499. Totals (Lines 1401 through 1403 plus 1498)(Line 14 above)	0	0	0	0
2901.				
2902.				
2903.				
2998. Summary of remaining write-ins for Line 29 from overflow page	0	0	0	0
2999. Totals (Lines 2901 through 2903 plus 2998)(Line 29 above)	0	0	0	0

STATEMENT OF REVENUE AND EXPENSES (Continued)

	1 Current Year to Date	2 Prior Year to Date	3 Prior Year Ended December 31
CAPITAL AND SURPLUS ACCOUNT			
33. Capital and surplus prior reporting year.....	1,107,156,858	1,042,309,102	1,042,309,102
34. Net income or (loss) from Line 32.....	556,960,311	593,713,956	604,195,825
35. Change in valuation basis of aggregate policy and claim reserves.....	0	0	0
36. Change in net unrealized capital gains (losses) less capital gains tax of \$ (101,591).....	(382,177)	(528,574)	25,851
37. Change in net unrealized foreign exchange capital gain or (loss).....	0	0	0
38. Change in net deferred income tax.....	(8,404,258)	5,771,454	11,827,912
39. Change in nonadmitted assets.....	39,082,203	(26,312,751)	(51,201,832)
40. Change in unauthorized and certified reinsurance.....	0	0	0
41. Change in treasury stock.....	0	0	0
42. Change in surplus notes.....	0	0	0
43. Cumulative effect of changes in accounting principles.....	0	0	0
44. Capital Changes:			
44.1 Paid in.....	0	0	0
44.2 Transferred from surplus (Stock Dividend).....	0	0	0
44.3 Transferred to surplus.....	0	0	0
45. Surplus adjustments:			
45.1 Paid in.....	0	0	0
45.2 Transferred to capital (Stock Dividend).....	0	0	0
45.3 Transferred from capital.....	0	0	0
46. Dividends to stockholders.....	(450,000,000)	(300,000,000)	(500,000,000)
47. Aggregate write-ins for gains or (losses) in surplus.....	0	0	0
48. Net change in capital & surplus (Lines 34 to 47).....	137,256,079	272,644,085	64,847,756
49. Capital and surplus end of reporting period (Line 33 plus 48)	1,244,412,937	1,314,953,187	1,107,156,858
DETAILS OF WRITE-INS			
4701.	0	0	0
4702.			
4703.			
4798. Summary of remaining write-ins for Line 47 from overflow page.....	0	0	0
4799. Totals (Lines 4701 through 4703 plus 4798)(Line 47 above)	0	0	0

CASH FLOW

	1 Current Year To Date	2 Prior Year To Date	3 Prior Year Ended December 31
Cash from Operations			
1. Premiums collected net of reinsurance	7,131,455,681	6,711,269,946	8,889,642,590
2. Net investment income	37,856,185	35,438,514	46,712,715
3. Miscellaneous income	0	0	0
4. Total (Lines 1 to 3)	7,169,311,866	6,746,708,460	8,936,355,305
5. Benefit and loss related payments	5,816,401,767	4,861,767,665	6,566,146,063
6. Net transfers to Separate Accounts, Segregated Accounts and Protected Cell Accounts	0	0	0
7. Commissions, expenses paid and aggregate write-ins for deductions	697,509,647	850,791,746	1,163,096,815
8. Dividends paid to policyholders	0	0	0
9. Federal and foreign income taxes paid (recovered) net of \$0 tax on capital gains (losses)	105,493,119	198,375,679	221,842,681
10. Total (Lines 5 through 9)	6,619,404,533	5,910,935,090	7,951,085,559
11. Net cash from operations (Line 4 minus Line 10)	549,907,333	835,773,370	985,269,746
Cash from Investments			
12. Proceeds from investments sold, matured or repaid:			
12.1 Bonds	309,454,437	331,910,530	417,050,997
12.2 Stocks	0	0	0
12.3 Mortgage loans	0	0	0
12.4 Real estate	0	0	0
12.5 Other invested assets	0	0	0
12.6 Net gains or (losses) on cash, cash equivalents and short-term investments	(7,954)	(36,866)	(36,914)
12.7 Miscellaneous proceeds	16,087,330	8,621,546	1,072,000
12.8 Total investment proceeds (Lines 12.1 to 12.7)	325,533,813	340,495,210	418,086,083
13. Cost of investments acquired (long-term only):			
13.1 Bonds	617,919,238	428,276,551	628,221,963
13.2 Stocks	0	0	0
13.3 Mortgage loans	0	0	0
13.4 Real estate	0	0	0
13.5 Other invested assets	0	0	0
13.6 Miscellaneous applications	0	0	0
13.7 Total investments acquired (Lines 13.1 to 13.6)	617,919,238	428,276,551	628,221,963
14. Net increase (or decrease) in contract loans and premium notes	0	0	0
15. Net cash from investments (Line 12.8 minus Line 13.7 and Line 14)	(292,385,425)	(87,781,341)	(210,135,880)
Cash from Financing and Miscellaneous Sources			
16. Cash provided (applied):			
16.1 Surplus notes, capital notes	0	0	0
16.2 Capital and paid in surplus, less treasury stock	0	0	0
16.3 Borrowed funds	0	0	0
16.4 Net deposits on deposit-type contracts and other insurance liabilities	0	0	0
16.5 Dividends to stockholders	450,000,000	300,000,000	500,000,000
16.6 Other cash provided (applied)	107,596,182	70,115,881	(98,306,029)
17. Net cash from financing and miscellaneous sources (Line 16.1 through Line 16.4 minus Line 16.5 plus Line 16.6)	(342,403,818)	(229,884,119)	(598,306,029)
RECONCILIATION OF CASH, CASH EQUIVALENTS AND SHORT-TERM INVESTMENTS			
18. Net change in cash, cash equivalents and short-term investments (Line 11, plus Lines 15 and 17)	(84,881,910)	518,107,910	176,827,837
19. Cash, cash equivalents and short-term investments:			
19.1 Beginning of year	327,261,695	150,433,858	150,433,858
19.2 End of period (Line 18 plus Line 19.1)	242,379,785	668,541,768	327,261,695

Net investment income includes interest from affiliate loans.

Note: Supplemental disclosures of cash flow information for non-cash transactions:

STATEMENT AS OF SEPTEMBER 30, 2021 OF THE UnitedHealthcare of Wisconsin, Inc.

EXHIBIT OF PREMIUMS, ENROLLMENT AND UTILIZATION

	1 Total	Comprehensive (Hospital & Medical)		4 Medicare Supplement	5 Vision Only	6 Dental Only	7 Federal Employees Health Benefit Plan	8 Title XVIII Medicare	9 Title XIX Medicaid	10 Other
		2 Individual	3 Group							
Total Members at end of:										
1. Prior Year	884,692	1	52,757	0	0	0	0	620,282	211,652	0
2. First Quarter	945,470	5,171	51,649	0	0	0	0	665,581	223,069	0
3. Second Quarter	729,400	6,297	50,955	0	0	0	0	672,148	0	0
4. Third Quarter	735,925	6,687	49,777	0	0	0	0	679,461	0	0
5. Current Year	0	0	0	0	0	0	0	0	0	0
6. Current Year Member Months	7,198,814	51,471	458,780	0	0	0	0	6,029,860	658,703	0
Total Member Ambulatory Encounters for Period:										
7. Physician	11,804,338	24,148	285,411	0	0	0	0	11,044,027	450,752	0
8. Non-Physician	5,570,534	8,938	12,493	0	0	0	0	5,344,396	204,707	0
9. Total	17,374,872	33,086	297,904	0	0	0	0	16,388,423	655,459	0
10. Hospital Patient Days Incurred	530,614	1,314	4,789	0	0	0	0	510,000	14,511	0
11. Number of Inpatient Admissions	89,459	171	1,412	0	0	0	0	84,839	3,037	0
12. Health Premiums Written (a)	7,177,108,851	21,171,515	254,820,001	0	0	0	0	6,757,364,865	143,752,470	0
13. Life Premiums Direct	0	0	0	0	0	0	0	0	0	0
14. Property/Casualty Premiums Written	0	0	0	0	0	0	0	0	0	0
15. Health Premiums Earned	7,196,718,737	18,760,660	254,823,167	0	0	0	0	6,783,582,378	139,552,532	0
16. Property/Casualty Premiums Earned	0	0	0	0	0	0	0	0	0	0
17. Amount Paid for Provision of Health Care Services.....	5,816,401,655	13,007,966	196,578,048	0	0	0	0	5,465,547,938	141,267,703	0
18. Amount Incurred for Provision of Health Care Services	5,752,452,652	14,924,178	203,652,816	0	0	0	0	5,433,162,423	100,713,235	0

(a) For health premiums written: amount of Medicare Title XVIII exempt from state taxes or fees \$6,757,364,865

UNDERWRITING AND INVESTMENT EXHIBIT

ANALYSIS OF CLAIMS UNPAID - PRIOR YEAR - NET OF REINSURANCE

Line of Business	Claims Paid Year to Date		Liability End of Current Quarter		5 Claims Incurred in Prior Years (Columns 1 + 3)	6 Estimated Claim Reserve and Claim Liability December 31 of Prior Year
	1 On Claims Incurred Prior to January 1 of Current Year	2 On Claims Incurred During the Year	3 On Claims Unpaid Dec. 31 of Prior Year	4 On Claims Incurred During the Year		
1. Comprehensive (hospital and medical)	22,808,824	186,764,775	(126,190)	32,691,983	22,682,634	24,943,504
2. Medicare Supplement	0	0	0	0	0	0
3. Dental Only	0	0	0	0	0	0
4. Vision Only	0	0	0	0	0	0
5. Federal Employees Health Benefits Plan	0	0	0	0	0	0
6. Title XVIII - Medicare	692,374,267	4,632,706,762	8,109,411	783,408,501	700,483,678	779,126,404
7. Title XIX - Medicaid	23,900,612	117,355,826	882,361	1,091,254	24,782,973	46,107,401
8. Other health	0	0	0	0	0	0
9. Health subtotal (Lines 1 to 8)	739,083,703	4,936,827,363	8,865,582	817,191,738	747,949,285	850,177,309
10. Healthcare receivables (a)	5,078,532	8,870,014	0	38,331	5,078,532	12,583,280
11. Other non-health	0	0	0	0	0	0
12. Medical incentive pools and bonus amounts	120,159,670	20,331,032	23,973,400	84,577,667	144,133,070	147,903,436
13. Totals (Lines 9-10+11+12)	854,164,841	4,948,288,381	32,838,982	901,731,074	887,003,823	985,497,465

(a) Excludes \$ 21,903 loans or advances to providers not yet expensed.

NOTES TO FINANCIAL STATEMENTS

1. SUMMARY OF SIGNIFICANT ACCOUNTING POLICIES AND GOING CONCERN

As of September 30, 2021, UnitedHealthcare of Wisconsin, Inc. (the "Company") received approvals for eleven additional licenses in the states of Delaware, Maine, Maryland, Massachusetts, Mississippi, Missouri, Nebraska, New Hampshire, Pennsylvania, Rhode Island, and Vermont.

Effective April 1, 2021, the Company assigned its Medicaid contract with the Department of Health Services ("DHS") to affiliate Care Improvement Plus Wisconsin Insurance Company ("CIPWI"). The assignment resulted in full control of the contract being transferred to CIPWI for dates of service on or after April 1, 2021. Approval for this assignment was received from the Wisconsin Office of the Commissioner of Insurance ("WOCI") and DHS. This contract represented 5.9% of total direct premiums written as of December 31, 2020.

A. Accounting Practices

The Company is a wholly owned subsidiary of UnitedHealthcare, Inc. ("UHC") with UnitedHealth Group Incorporated as its ultimate parent. The Company is licensed as a health maintenance organization ("HMO") in Wisconsin by the WOCI and is also licensed in 20 additional states. The Company offers comprehensive commercial products and Medicare plans.

The statutory basis financial statements of the Company are presented on the basis of accounting practices prescribed or permitted by the WOCI.

The WOCI recognizes only statutory accounting practices prescribed or permitted by the State of Wisconsin (the "State") for determining and reporting the financial condition and results of operations of an HMO, for determining its solvency under Wisconsin Insurance Law. The State prescribes the use of the National Association of Insurance Commissioners' ("NAIC") Accounting Practices and Procedures manual ("NAIC SAP") in effect for the accounting periods covered in the statutory basis financial statements.

STATEMENT AS OF SEPTEMBER 30, 2021 OF THE UnitedHealthcare of Wisconsin, Inc.

The WOCI has adopted certain prescribed accounting practices that differ from those found in the NAIC SAP. A reconciliation of the Company's net income and capital and surplus between the NAIC SAP and practices prescribed or permitted by the WOCI as of September 30, 2021 and December 31, 2020, is shown below:

	SSAP #	F/S Page #	F/S Line #	September 30, 2021	December 31, 2020
Net Income					
(1) Company state basis (Page 4, Line 32, Columns 2 & 4)	XXX	XXX	XXX	\$ 556,960,311	\$ 604,195,825
(2) State prescribed practices that are an increase/(decrease) from NAIC SAP: Not Applicable				-	-
(3) State permitted practices that are an increase/(decrease) from NAIC SAP: Not Applicable				-	-
(4) NAIC SAP (1 - 2 - 3 = 4)	XXX	XXX	XXX	<u>\$ 556,960,311</u>	<u>\$ 604,195,825</u>
Capital and Surplus					
(5) Company state basis (Page 3, Line 33, Columns 3 & 4)	XXX	XXX	XXX	\$ 1,244,412,937	\$ 1,107,156,858
(6) State prescribed practices that are an increase/(decrease) from NAIC SAP: Wisconsin Statute 9.10 amounts due from affiliate	25, 84	2	23, 24, 25	(21,074,514)	(64,239,457)
(7) State permitted practices that are an increase/(decrease) from NAIC SAP: Not Applicable				-	-
(8) NAIC SAP (5 - 6 - 7 = 8)	XXX	XXX	XXX	<u>\$ 1,265,487,451</u>	<u>\$ 1,171,396,315</u>

The WOCI adopted certain prescribed accounting practices that differ from those found in the NAIC SAP. Specifically, receivables from parent, subsidiaries and affiliates of \$21,074,514 and \$64,239,457 at September 30, 2021 and December 31, 2020, respectively are required to be nonadmitted. Capital and surplus on the Company state basis in the table above is reduced as a result of the gross nonadmitted receivable from parent, subsidiaries, and affiliates, which excludes any potential net deferred tax asset impact. There was no impact to net income and no regulatory risk-based capital event was triggered from the Company applying the Wisconsin statute.

The Company had an arrangement contract with the Wisconsin DHS whereby it collected hospital assessment payments from DHS and remitted such payments to hospitals providing Medicaid services. This pass-thru arrangement results in no insurance risk to the Company and has no impact on the Company's net income or capital and surplus.

B. Use of Estimates in the Preparation of the Statutory Basis Financial Statements

No significant change.

C. Accounting Policy

(1) No significant change.

(2) The Company does not have any mandatory convertible securities or Investment Analysis Office of the NAIC identified funds (i.e.: exchange traded funds or bond mutual funds) in its bond portfolio.

(3-5) No significant change.

(6) U.S. government and agency securities and corporate debt securities include loan-backed securities (mortgage-backed securities and asset-backed securities), which are valued using the retrospective adjustment methodology. Prepayment assumptions for the determination of the book/adjusted carrying value, commonly referred to as amortized cost, of loan-backed securities are based on a three-month constant prepayment rate history obtained from external data source vendors. The Company's investment policy limits investments in nonagency residential mortgage-backed securities, including home equity and sub-prime mortgages, to 10% of total cash and invested assets. Total combined investments in mortgage-backed securities and asset-backed securities cannot exceed more than 30% of total cash and invested assets.

(7-13) No significant change.

D. Going Concern

The Company has the ability and will continue to operate for a period of time sufficient to carry out its commitments, obligations, and business objectives.

2. ACCOUNTING CHANGES AND CORRECTIONS OF ERRORS

No significant change.

3. BUSINESS COMBINATIONS AND GOODWILL

A–D. No significant change.

4. DISCONTINUED OPERATIONS

A. Discontinued Operation Disposed of or Classified as Held for Sale

(1–4) No significant change.

B. Change in Plan of Sale of Discontinued Operations — Not applicable.

C. Nature of any Significant Continuing Involvement with Discontinued Operations after Disposal — Not applicable.

D. Equity Interest Retained in the Discontinued Operation after Disposal — Not applicable.

5. INVESTMENTS

A. Mortgage Loans, including Mezzanine Real Estate Loans

Not applicable.

B. Debt Restructuring

Not applicable.

C. Reverse Mortgages

Not applicable.

D. Loan-Backed Securities

(1) U.S. government and agency securities and corporate debt securities include loan-backed securities (mortgage-backed securities and asset-backed securities), which are valued using the retrospective adjustment methodology. Prepayment assumptions for the determination of the book/adjusted carrying value, commonly referred to as amortized cost, of loan-backed securities are based on a three-month constant prepayment rate history obtained from external data source vendors.

(2) The Company did not recognize any other-than-temporary impairments ("OTTIs") on loan-backed securities as of September 30, 2021.

(3) The Company did not have any loan-backed securities with OTTIs to report by CUSIP as of September 30, 2021.

- (4) The following table illustrates the fair value, gross unrecognized unrealized losses, and length of time that the loan-backed securities have been in a continuous unrecognized unrealized loss position as of September 30, 2021 and December 31, 2020:

	September 30, 2021
The aggregate amount of unrealized losses:	
1. Less than 12 months	\$ 1,815,735
2. 12 months or longer	56,273
The aggregate related fair value of securities with unrealized losses:	
1. Less than 12 months	193,637,609
2. 12 months or longer	1,281,142
	December 31, 2020
The aggregate amount of unrealized losses:	
1. Less than 12 months	\$ 74,912
2. 12 months or longer	1,149
The aggregate related fair value of securities with unrealized losses:	
1. Less than 12 months	27,434,179
2. 12 months or longer	498,851

- (5) The Company believes that it will continue to collect timely the principal and interest due on its loan-backed securities that have an amortized cost in excess of fair value. The unrealized losses were primarily caused by interest rate changes and not by unfavorable changes in the credit quality associated with these securities that impacted the assessment on collectability of principal and interest. At each reporting period, the Company evaluates available-for-sale debt securities for any credit-related impairment when the fair value of the investment is less than its amortized cost. The Company evaluated the expected cash flows, the underlying credit quality and credit ratings of the issuers, and the potential economic impacts of COVID-19 on the issuers, noting no significant credit deterioration since purchase. As of September 30, 2021, the unrealized loss on any security that the Company classified as intent to sell was not material to the Company's investment portfolio. Any other securities in an unrealized loss position as of September 30, 2021, the Company considers to be temporary.

- E. Dollar Repurchase Agreements and/or Securities Lending Transactions** — Not applicable.
- F. Repurchase Agreements Transactions Accounted for as Secured Borrowing** — Not applicable.
- G. Reverse Repurchase Agreements Transactions Accounted for as Secured Borrowing** — Not applicable.
- H. Repurchase Agreements Transactions Accounted for as a Sale** — Not applicable.
- I. Reverse Repurchase Agreements Transactions Accounted for as a Sale** — Not applicable.
- J. Real Estate** — Not applicable.
- K. Low-Income Housing Tax Credits** — Not applicable.
- L. Restricted Assets** — No significant change.
- M. Working Capital Finance Investments** — Not applicable.
- N. Offsetting and Netting of Assets and Liabilities**

The Company does not have any offsetting or netting of assets and liabilities as it relates to derivatives, repurchase and reverse repurchase agreements, and securities borrowing and securities lending activities.

O. 5GI Securities

The Company does not have any investments with an NAIC designation of 5GI as of September 30, 2021 and December 31, 2020.

- P. Short Sales** — Not applicable.
- Q. Prepayment Penalty and Acceleration Fees** — No significant change.

R. Reporting Entity's Share of Cash Pool by Asset Type —

The Company's investment in the qualified cash pool balance is \$889,455 and \$859,917 as of September 30, 2021 and December 31, 2020, respectively. The following table presents the percent share distribution by asset type of the total qualified cash pool balance as of September 30, 2021:

Asset Type	Percent Share
(1) Cash	0%
(2) Cash Equivalents	55%
(3) Short-Term Investments	45%
(4) Total	100%

6. JOINT VENTURES, PARTNERSHIPS, AND LIMITED LIABILITY COMPANIES

A–B. No significant change.

7. INVESTMENT INCOME

A–B. No significant change.

8. DERIVATIVE INSTRUMENTS

A–B. Not applicable.

9. INCOME TAXES

A–C. No significant change.

D. The ratio between the provision for federal income taxes incurred and net income before federal income taxes and net realized capital gains has changed from the prior year primarily due to the annual health insurer fee ("HIF") under Section 9010 of the Patient Protection and Affordable Care Act ("ACA"). In 2020, the HIF expense of \$138,901,241 was included in the statutory basis statements of operations but was non-deductible for income tax purposes. In accordance with the HIF repeal in January 2021, no HIF will be included in the statutory basis statements of operations in 2021 or thereafter.

E–I. No significant change.

10. INFORMATION CONCERNING PARENT, SUBSIDIARIES, AND AFFILIATES**A–O. Material Related Party Transactions**

Effective February 1, 2021 the Company entered into an agreement with affiliate, naviHealth, Inc. to provide post-acute care services.

As of September 30, 2021, the Company paid dividends of \$450,000,000 to its parent (see Note 13).

11. DEBT

A–B. The Company had no outstanding debt with third-parties or outstanding Federal Home Loan Bank agreements during 2021 and 2020.

12. RETIREMENT PLANS, DEFERRED COMPENSATION, POSTEMPLOYMENT BENEFITS AND COMPENSATED ABSENCES, AND OTHER POSTRETIREMENT BENEFIT PLANS

A–I. The Company has no defined benefit plans, defined contribution plans, multiemployer plans, consolidated/holding company plans, postemployment benefits, and compensated absences plans and is not impacted by the Medicare Modernization Act on postretirement benefits, since all personnel are employees of United HealthCare Services, Inc. ("UHS"), which provides services to the Company under the terms of a management agreement (the "Agreement").

13. CAPITAL AND SURPLUS, DIVIDEND RESTRICTIONS, AND QUASI-REORGANIZATIONS

A–C. No significant change.

D. The Company declared extraordinary cash dividends of \$50,000,000 and \$400,000,000 on February 16, 2021 and August 18, 2021, respectively, to the sole shareholder, UHC. The dividends were approved by the WOCI on February 18, 2021 and September 14, 2021 and paid on February 23, 2021 and September 29, 2021, respectively. The extraordinary dividends complied with the provisions set forth in the statutes of the State. The dividends were recorded as a reduction to unassigned surplus in the statutory basis statements of admitted assets, liabilities, and capital and surplus.

E–M. No significant change.

14. LIABILITIES, CONTINGENCIES AND ASSESSMENTS

A–F. No significant change.

15. LEASES

A–B. No significant change.

16. INFORMATION ABOUT FINANCIAL INSTRUMENTS WITH OFF-BALANCE-SHEET RISK AND FINANCIAL INSTRUMENTS WITH CONCENTRATIONS OF CREDIT RISK

(1–4) No significant change.

17. SALE, TRANSFER, AND SERVICING OF FINANCIAL ASSETS AND EXTINGUISHMENTS OF LIABILITIES

A–C. The Company did not participate in any transfers of receivables, financial assets, or wash sales as of September 30, 2021 or December 31, 2020.

18. GAIN OR LOSS TO THE REPORTING ENTITY FROM UNINSURED PLANS AND THE UNINSURED PORTION OF PARTIALLY INSURED PLANS

A–B. No significant change.

C. Medicare or Other Similarly Structured Cost Based Reimbursement Contract

The Medicare Part D program is a partially insured plan. The Company recorded a payable of \$3,286,397 and a receivable of \$50,666,184 as of September 30, 2021 and December 31, 2020, respectively, for cost reimbursement under the Medicare Part D program for the catastrophic reinsurance and low-income member cost-sharing subsidies. The Company also recorded a receivable of \$85,273,531 and \$42,378,508 and also a payable of \$103,679,395 and \$29,063,148 as of September 30, 2021 and December 31, 2020, respectively, for the Medicare Part D coverage gap discount program. The receivables and payables are recorded in amounts receivable relating to uninsured plans and liability for amounts held under uninsured plans, respectively, in the statutory basis statements of admitted assets, liabilities and capital and surplus.

19. DIRECT PREMIUM WRITTEN/PRODUCED BY MANAGING GENERAL AGENTS/THIRD-PARTY ADMINISTRATORS

No significant change.

20. FAIR VALUE MEASUREMENTS

The NAIC SAP defines fair value, establishes a framework for measuring fair value, and outlines the disclosure requirements related to fair value measurements. The fair value hierarchy is as follows:

Level 1 — Quoted (unadjusted) prices for identical assets in active markets.

Level 2 — Other observable inputs, either directly or indirectly, including:

- Quoted prices for similar assets in active markets;
- Quoted prices for identical or similar assets in nonactive markets (few transactions, limited information, noncurrent prices, high variability over time, etc.);
- Inputs other than quoted prices that are observable for the asset (interest rates, yield curves, volatilities, default rates, etc.);
- Inputs that are derived principally from or corroborated by other observable market data.

Level 3 — Unobservable inputs that cannot be corroborated by observable market data.

The estimated fair values of bonds, cash equivalents, and short-term investments (collectively “investment holdings”) are based on quoted market prices, where available. The Company obtains one price for each security primarily from a third-party pricing service (“pricing service”), which generally uses quoted prices or other observable inputs for the determination of fair value. The pricing service normally derives the security prices through recently reported trades for identical or similar securities, making adjustments through the reporting date based upon available observable market information. For securities not actively traded, the pricing service may use quoted market prices of comparable instruments or discounted cash flow analyses, incorporating inputs that are currently observable in the markets for similar securities. Inputs that are often used in the valuation methodologies include, but are not limited to, non-binding broker quotes, benchmark yields, credit spreads, default rates and prepayment speeds. As the Company is responsible for the determination of fair value, it performs quarterly analyses on the prices received from the pricing service to determine whether the prices are reasonable estimates of fair value. Specifically, the Company compares the prices received from the pricing service to a secondary pricing source; prices reported by its custodian, its investment consultant and third-party investment advisors. Additionally, the Company compares changes in the reported market values and returns to relevant market indices to test the reasonableness of the reported prices. The Company’s internal price verification procedures and review of fair value methodology documentation provided by independent pricing services have not historically resulted in an adjustment in the prices obtained from the pricing service.

In instances in which the inputs used to measure fair value fall into different levels of the fair value hierarchy, the fair value measurement has been determined based on the lowest-level input that is significant to the fair value measurement in its entirety. The Company’s assessment of the significance of a particular item to the fair value measurement in its entirety requires judgment, including the consideration of inputs specific to the asset or liability.

A. Fair Value**(1) Fair Value Measurements at Reporting Date**

The following tables present information about the Company's financial assets that are measured and reported at fair value at September 30, 2021 and December 31, 2020, in the statutory basis statements of admitted assets, liabilities, and capital and surplus according to the valuation techniques the Company used to determine their fair values:

Description for Each Class of Asset or Liability	September 30, 2021				Total
	(Level 1)	(Level 2)	(Level 3)	Net Asset Value (NAV)	
a. Assets at fair value:					
Perpetual preferred stock:					
Industrial and misc	\$ -	\$ -	\$ -	\$ -	\$ -
Parent, subsidiaries, and affiliates	-	-	-	-	-
Total perpetual preferred stocks	-	-	-	-	-
Bonds:					
U.S. governments	2,411,115	-	-	-	2,411,115
Industrial and misc	-	24,441,918	-	-	24,441,918
Hybrid securities	-	-	-	-	-
Parent, subsidiaries, and affiliates	-	-	-	-	-
Total bonds	2,411,115	24,441,918	-	-	26,853,033
Common stock:					
Industrial and misc	-	-	-	-	-
Parent, subsidiaries, and affiliates	-	-	-	-	-
Total common stock	-	-	-	-	-
Derivative assets:					
Interest rate contracts	-	-	-	-	-
Foreign exchange contracts	-	-	-	-	-
Credit contracts	-	-	-	-	-
Commodity futures contracts	-	-	-	-	-
Commodity forward contracts	-	-	-	-	-
Total derivatives	-	-	-	-	-
Money-market funds	162,733,231	-	-	-	162,733,231
Qualified cash pool	889,455	-	-	-	889,455
Separate account assets	-	-	-	-	-
Total assets at fair value/NAV	\$ 166,033,801	\$ 24,441,918	\$ -	\$ -	\$ 190,475,719
b. Liabilities at fair value:					
Derivative liabilities	\$ -	\$ -	\$ -	\$ -	\$ -
Total liabilities at fair value	\$ -	\$ -	\$ -	\$ -	\$ -

STATEMENT AS OF SEPTEMBER 30, 2021 OF THE UnitedHealthcare of Wisconsin, Inc.

Description for Each Class of Asset or Liability	December 31, 2020				
	(Level 1)	(Level 2)	(Level 3)	Net Asset Value (NAV)	Total
a. Assets at fair value:					
Perpetual preferred stock:					
Industrial and misc Parent, subsidiaries, and affiliates	\$ -	\$ -	\$ -	\$ -	\$ -
Total perpetual preferred stocks	-	-	-	-	-
Bonds:					
U.S. governments	9,982,290	-	-	-	9,982,290
Industrial and misc	-	6,660,464	-	-	6,660,464
Hybrid securities	-	-	-	-	-
Parent, subsidiaries, and affiliates	-	-	-	-	-
Total bonds	9,982,290	6,660,464	-	-	16,642,754
Common stock:					
Industrial and misc	-	-	-	-	-
Parent, subsidiaries, and affiliates	-	-	-	-	-
Total common stock	-	-	-	-	-
Derivative assets:					
Interest rate contracts	-	-	-	-	-
Foreign exchange contracts	-	-	-	-	-
Credit contracts	-	-	-	-	-
Commodity futures contracts	-	-	-	-	-
Commodity forward contracts	-	-	-	-	-
Total derivatives	-	-	-	-	-
Money-market funds	139,104,012	-	-	-	139,104,012
Qualified cash pool	859,917	-	-	-	859,917
Separate account assets	-	-	-	-	-
Total assets at fair value/NAV	\$ 149,946,219	\$ 6,660,464	\$ -	\$ -	\$ 156,606,683
b. Liabilities at fair value:					
Derivative liabilities	\$ -	\$ -	\$ -	\$ -	\$ -
Total liabilities at fair value	\$ -	\$ -	\$ -	\$ -	\$ -

- (2) The Company does not have any financial assets with a fair value hierarchy of Level 3 that were measured and reported at fair value for the nine months ended September 30, 2021 and the year ended December 31, 2020.
- (3) Transfers between fair value hierarchy levels, if any, are recorded as of the beginning of the reporting period in which the transfer occurs. There were no transfers between Levels 1, 2, or 3 of any financial assets or liabilities during the nine months ended September 30, 2021 and the year ended December 31, 2020.
- (4) The framework the Company has established for determining the fair value of the investment holdings is outlined above.
- (5) The Company has no derivative assets and liabilities to disclose.

B. Fair Value Combination — Not applicable.

C. Aggregate Fair Value Hierarchy

The aggregate fair value by hierarchy of all financial instruments as of September 30, 2021 and December 31, 2020, is presented in the table below:

Type of Financial Instrument	September 30, 2021						Net Asset Value (NAV)	Not Practicable (Carrying Value)
	Aggregate Fair Value	Admitted Assets	(Level 1)	(Level 2)	(Level 3)			
U.S. government and agency securities	\$ 524,471,564	\$ 513,700,080	\$ 192,171,693	\$ 332,299,871	\$ -	\$ -	\$ -	
State and agency municipal securities	206,144,642	197,022,411	-	206,144,642	-	-	-	
City and county municipal securities	226,898,465	217,729,594	-	226,898,465	-	-	-	
Corporate debt securities	1,121,979,198	1,105,636,005	-	1,121,979,198	-	-	-	
Cash equivalents	166,822,145	166,822,145	163,622,686	3,199,459	-	-	-	
Total bonds, short-term investments, and cash equivalents	<u>\$ 2,246,316,014</u>	<u>\$ 2,200,910,235</u>	<u>\$ 355,794,379</u>	<u>\$ 1,890,521,635</u>	<u>\$ -</u>	<u>\$ -</u>	<u>\$ -</u>	

Type of Financial Instrument	December 31, 2020						Net Asset Value (NAV)	Not Practicable (Carrying Value)
	Aggregate Fair Value	Admitted Assets	(Level 1)	(Level 2)	(Level 3)			
U.S. government and agency securities	\$ 577,756,622	\$ 559,276,697	\$ 259,134,588	\$ 318,622,034	\$ -	\$ -	\$ -	
State and agency municipal securities	205,796,030	193,079,049	-	205,796,030	-	-	-	
City and county municipal securities	207,917,478	195,516,168	-	207,917,478	-	-	-	
Corporate debt securities	895,241,981	860,804,772	-	895,241,981	-	-	-	
Cash equivalents	182,361,150	182,361,150	179,961,679	2,399,471	-	-	-	
Total bonds, short-term investments, and cash equivalents	<u>\$ 2,069,073,261</u>	<u>\$ 1,991,037,836</u>	<u>\$ 439,096,267</u>	<u>\$ 1,629,976,994</u>	<u>\$ -</u>	<u>\$ -</u>	<u>\$ -</u>	

D. Not Practicable to Estimate Fair Value — Not applicable.

E. Investments Measured Using the NAV Practical Expedient — Not applicable.

21. OTHER ITEMS**COVID-19 Trends and Uncertainties**

The COVID-19 pandemic continues to evolve and the ultimate impact on the Company and its statutory basis results of operations, financial condition and cash flows remains unknown and is dependent on the future pacing of the pandemic and general economic uncertainty.

A-I. No significant change.

22. EVENTS SUBSEQUENT

Subsequent events have been evaluated through November 12, 2021, which is the date these statutory basis financial statements were available for issuance.

TYPE I — Recognized Subsequent Events

Any material Type I events subsequent to September 30, 2021, have been recognized in the statutory basis financial statements and corresponding disclosures.

TYPE II — Non-Recognized Subsequent Events

There are no material non-recognized Type II events that require disclosure.

23. REINSURANCE

A-E. Effective January 1, 2021, the Company entered into a reinsurance agreement with UnitedHealthcare Insurance Company to provide specific and aggregate excess loss coverage for the medical and prescription drug coverage provided to the Company's comprehensive members in the State of North Carolina. Reinsurance contracts do not relieve the Company from its obligations to policyholders. Failure of reinsurers to honor their obligations could result in losses to the Company.

24. RETROSPECTIVELY RATED CONTRACTS AND CONTRACTS SUBJECT TO REDETERMINATION

A-B. No significant change.

C. Pursuant to the ACA, the Company's commercial business is subject to retrospectively rated features based on the actual medical loss ratios experienced on the commercial lines of business and redetermination features for premium adjustments for changes to each member's health scores based on guidelines determined by the ACA. The total amount of direct premiums written for the commercial lines of business for which a portion is subject to the retrospectively rated and redetermination features was \$275,991,516 and \$270,631,155, representing 3.8% and 3.0% of total direct premiums written as of September 30, 2021 and December 31, 2020, respectively.

Pursuant to the ACA, the Company's Medicare business is subject to retrospectively rated features based on the actual medical loss ratios experienced on the Medicare line of business and redetermination features for premium adjustments for changes to each member's health scores based on guidelines determined by the Centers for Medicare and Medicaid Services ("CMS"). The formula is calculated pursuant to the ACA guidance. The total amount of direct premiums written for the Medicare line of business for which a portion is subject to the retrospectively rated and redetermination features was \$6,757,364,865 and \$8,125,046,342, representing 94.2% and 91.1% of total direct premiums written as of September 30, 2021 and December 31, 2020, respectively.

The Company has Medicare Part D risk-corridor amounts from CMS which are subject to a retrospectively rated feature related to Part D premiums. The Company has estimated accrued retrospective premiums related to certain Part D premiums based on guidelines determined by CMS. The formula is tiered and based on the bid medical loss ratio. The amount of Medicare Part D direct premiums written subject to the retrospectively rated feature was \$177,031,167 and \$320,593,189, representing 2.5% and 3.6% of total direct premiums written as of September 30, 2021 and December 31, 2020, respectively.

CMS has released the final Medicaid Managed Care Rule which is subject to each State's administration elections. This rule is the first major update to the Medicaid Managed Care regulations in more than a decade. Many items including a minimum loss ratio requirement were implemented for contracts with an effective date starting on or after July 1, 2017 while other elements of the regulation will be implemented over the following decade. Pursuant to the regulations, for contracts effective on or after July 1, 2017 premiums associated with the Company's Medicaid line of business is subject to retrospectively rated features based on the actual medical loss ratios experienced on this product. The calculation is pursuant to the Medicaid Managed Care guidance. In addition, the Company's Medicaid contract with the State, is subject to redetermination features for which a stated percentage of the total direct premiums written can be eligible for a performance guarantee payment based on various quality measures. The total amount of direct premiums written for the Medicaid line of business for which a portion is subject to the retrospectively rated and redetermination features was \$143,752,470 and \$522,378,816, representing 2.0% and 5.9% of total direct premiums written as of September 30, 2021 and December 31, 2020, respectively.

Effective January 1, 2021, the Company's Medicaid contract with the State includes retrospectively rated features related to a risk-corridor program. The Company has estimated accrued retrospective premiums pursuant to the contract. The total amount of direct premiums written for the Medicaid line of business for which a portion is subject to the retrospectively rated features was \$143,752,470 representing 2.0% of total direct premiums written as of September 30, 2021.

- D. The Company is required to maintain specific minimum loss ratios on the comprehensive commercial and Medicare lines of business.

The following table discloses the minimum medical loss ratio rebate liability for the comprehensive commercial and Medicare lines of business which is included in aggregate health policy reserves in the statutory basis statements of admitted assets, liabilities, and capital and surplus for the nine months ended September 30, 2021 and the year ended December 31, 2020:

	1	2	3	4	5
	Individual	Small Group Employer	Large Group Employer	Other Categories with Rebates	Total
Prior reporting year					
(1) Medical loss ratio rebates incurred	\$ -	\$ 1,056,338	\$ -	\$ 222,736,882	\$ 223,793,220
(2) Medical loss ratio rebates paid	-	1,429,922	-	-	1,429,922
(3) Medical loss rebates unpaid	-	-	-	279,811,872	279,811,872
(4) Plus reinsurance assumed amounts	XXX	XXX	XXX	XXX	-
(5) Less reinsurance ceded amounts	XXX	XXX	XXX	XXX	-
(6) Rebates unpaid net of reinsurance	XXX	XXX	XXX	XXX	279,811,872
Current reporting year-to-date					
(7) Medical loss ratio rebates incurred	2,362,911	-	-	45,969,188	48,332,099
(8) Medical loss ratio rebates paid	-	-	-	70,645,627	70,645,627
(9) Medical loss rebates unpaid	2,362,911	-	-	255,135,433	257,498,344
(10) Plus reinsurance assumed amounts	XXX	XXX	XXX	XXX	-
(11) Less reinsurance ceded amounts	XXX	XXX	XXX	XXX	-
(12) Rebates unpaid net of reinsurance	XXX	XXX	XXX	XXX	257,498,344

Pursuant to the Medicaid Managed Care Rule, based on the State's election, the Company is required to maintain specific minimum loss ratios on its Medicaid, Badger Care Plus and Medicaid and Badger Care Plus population. The Company's actual medical loss ratios for the Medicaid Managed Care Rule were in excess of the minimum requirements and, as a result, no minimum loss ratio liability was required as of September 30, 2021 and December 31, 2020, respectively.

E. Risk-Sharing Provisions of the Affordable Care Act

- (1) The Company has accident and health insurance premiums in 2021 and 2020 subject to the risk-sharing provisions of the ACA.

The ACA imposed fees and premium stabilization provisions on health insurance issuers offering comprehensive commercial health insurance. The three premium stabilization programs are commonly referred to as the 3Rs – risk adjustment, reinsurance, and risk corridors.

Risk Adjustment – The permanent risk adjustment program, designed to mitigate the potential impact of adverse selection and provide stability for health insurance issuers, applies to all non-grandfathered plans not subject to transitional relief in the individual and small group markets both inside and outside of the insurance exchanges. The risk adjustments and distributions are calculated using a high-cost risk pool which adds a reinsurance-like element to this program. The operation of the high-cost risk pools excludes a percentage of costs above a threshold level determined by federal regulations. The program operates two national high-cost risk pools, one for individuals and one for small groups. The data used by CMS to determine the risk adjustment amount is subject to risk adjustment data validation audits along with the true-up to the final CMS report, which may result in a material change to arrive at the final risk adjustment amount from the initial risk adjustment estimate recorded. The risk adjustment data validation audit for 2017 and 2018 have been finalized and any adjustments are included in net premium income in the statutory basis financial statements in the period in which the amount became known. The remaining audits for the open years have not been completed. Estimates related to the open years have incorporated CMS Final Rule on Amendments to the U.S. Department of Health & Human Services (“HHS”) operated Risk Adjustment Data Validation under the ACA’s HHS-operated Risk Adjustment Program published December 1, 2020 and any estimated amounts receivable from or due to CMS are included in premiums and considerations and aggregate health policy reserves, respectively, in the statutory basis statements of assets, liabilities, and capital and surplus. Premium adjustments pursuant to the risk adjustment program are accounted for as premium subject to redetermination and user fees are accounted for as assessments.

Reinsurance – The transitional reinsurance program was designed to protect issuers in the individual market from an expected increase in large claims due to the elimination of preexisting condition limitations. The transitional reinsurance program was effective from 2014 through 2016 and applied to all issuers of major medical commercial products and third-party administrators. Contributions attributable to enrollees in ACA compliant individual plans, including program administrative costs, were accounted for as ceded premium and payments received were accounted for as ceded benefit recoveries. The portion of the individual contributions earmarked for the U.S. Treasury was accounted for as an assessment. Contributions made for enrollees in fully insured plans other than ACA compliant individual plans, including program administrative costs and payments to the U.S. Treasury, were treated as assessments.

Risk Corridors – The temporary risk corridors program, designed to provide some aggregate protection against variability for issuers in the individual and small group markets during the period 2014 through 2016, applied to Qualified Health Plans in the individual and small group markets both inside and outside of the insurance exchanges.

- (2) The following table presents the current year impact of risk-sharing provisions of the ACA on assets, liabilities and operations.

a. Permanent ACA Risk Adjustment Program	September 30, 2021
<u>Assets</u>	
1. Premium adjustments receivable due to ACA Risk Adjustment (including high risk pool payments)	\$ 2,928,700
<u>Liabilities</u>	
2. Risk adjustment user fees payable for ACA Risk Adjustment	40,821
3. Premium adjustments payable due to ACA Risk Adjustment (including high risk pool premium)	10,866,574
<u>Operations (Revenue & Expense)</u>	
4. Reported as revenue in premium for accident and health contracts (written/collected) due to ACA Risk Adjustment	(7,481,557)
5. Reported in expenses as ACA risk adjustment user fees (incurred/paid)	40,921
b. Transitional ACA Reinsurance Program	
<u>Assets</u>	
1. Amounts recoverable for claims paid due to ACA Reinsurance	\$ -
2. Amounts recoverable for claims unpaid due to ACA Reinsurance (Contra Liability)	-
3. Amounts receivable relating to uninsured plans for contributions for ACA Reinsurance	-
<u>Liabilities</u>	
4. Liabilities for contributions payable due to ACA Reinsurance - not reported as ceded premium	-
5. Ceded reinsurance premiums payable due to ACA Reinsurance	-
6. Liability for amounts held under uninsured plans contributions for ACA Reinsurance	-
<u>Operations (Revenue & Expense)</u>	
7. Ceded reinsurance premiums due to ACA Reinsurance	-
8. Reinsurance recoveries (income statement) due to ACA reinsurance payments or expected payments	-
9. ACA Reinsurance contributions - not reported as ceded premium	-
c. Temporary ACA Risk Corridors Program	
<u>Assets</u>	
1. Accrued retrospective premium due to ACA Risk Corridors	\$ -
<u>Liabilities</u>	
2. Reserve for rate credits or policy experience rating refunds due to ACA Risk Corridors	-
<u>Operations (Revenue & Expense)</u>	
3. Effect of ACA Risk Corridors on net premium income (paid/received)	-
4. Effect of ACA Risk Corridors on change in reserves for rate credits	-

STATEMENT AS OF SEPTEMBER 30, 2021 OF THE UnitedHealthcare of Wisconsin, Inc.

(3) The following table is a rollforward of the prior year ACA risk-sharing provisions for asset and liability balances, along with reasons for adjustments to prior year balances:

	Accrued During the Prior Year on Business Written before December 31 of the Prior Year		Received or Paid as of the Current Year on Business Written before December 31 of the Prior Year		Differences		Adjustments		Ref	Unsettled Balances as of the Reporting Date	
					Prior Year Accrued Less Payments (Col 1 - 3)	Prior Year Accrued Less Payments (Col 2 - 4)	To Prior Year Balances	To Prior Year Balances		Cumulative Balance from Prior Years (Col 1 - 3 + 7)	Cumulative Balance from Prior Years (Col 2 - 4 + 8)
	1	2	3	4	5	6	7	8		9	10
	Receivable	(Payable)	Receivable	(Payable)	Receivable	(Payable)	Receivable	(Payable)		Receivable	(Payable)
a. Permanent ACA Risk Adjustment Program											
1. Premium adjustment receivable (including high risk pool payments)	\$ 1,913,450	\$ -	\$ 1,077,960	\$ -	\$ 835,490	\$ -	\$ (287,494)	\$ -	A	\$ 547,996	\$ -
2. Premium adjustment (payable) (including high risk pool premium)	-	(1,792,171)	-	(500,364)	-	(1,291,807)	-	517,692	B	-	(774,115)
3. Subtotal ACA Permanent Risk Adjustment Program	1,913,450	(1,792,171)	1,077,960	(500,364)	835,490	(1,291,807)	(287,494)	517,692		547,996	(774,115)
b. Transitional ACA Reinsurance Program											
1. Amounts recoverable for claims paid	-	-	-	-	-	-	-	-	C	-	-
2. Amounts recoverable for claims unpaid (contra liability)	-	-	-	-	-	-	-	-	D	-	-
3. Amounts receivable relating to uninsured plans	-	-	-	-	-	-	-	-	E	-	-
4. Liabilities for contributions payable due to ACA Reinsurance—not reported as ceded premium	-	-	-	-	-	-	-	-	F	-	-
5. Ceded reinsurance premiums payable	-	-	-	-	-	-	-	-	G	-	-
6. Liability for amounts held under uninsured plans	-	-	-	-	-	-	-	-	H	-	-
7. Subtotal ACA Transitional Reinsurance Program	-	-	-	-	-	-	-	-		-	-
c. Temporary ACA Risk Corridors Program											
1. Accrued retrospective premium	-	-	-	-	-	-	-	-	I	-	-
2. Reserve for rate credits or policy experience rating refunds	-	-	-	-	-	-	-	-	J	-	-
3. Subtotal ACA Risk Corridors Program	-	-	-	-	-	-	-	-		-	-
d. Total for ACA Risk-Sharing Provisions	\$ 1,913,450	\$ (1,792,171)	\$ 1,077,960	\$ (500,364)	\$ 835,490	\$ (1,291,807)	\$ (287,494)	\$ 517,692		\$ 547,996	\$ (774,115)

Explanation of Adjustments

A. The risk adjustment receivable as of December 31, 2020 utilized paid claims through October 31, 2020. As of the Reporting Date, the risk adjustment receivable related to prior periods was adjusted based on the CMS' Summary Report on Permanent Risk Adjustment Transfers for the 2020 Benefit Year. The risk adjustment receivable was further adjusted based on CMS' Updated Summary Report of 2017 Benefit Year Risk Adjustment Data Validation Adjustments to Risk Adjustment Transfers published January 15, 2021 and CMS' Final Rule amending Risk Adjustment Data Validation beginning with the 2019 Benefit Year.

B. The risk adjustment payable as of December 31, 2020 utilized paid claims through October 31, 2020. As of the Reporting Date, the risk adjustment payable related to prior periods was adjusted based on the CMS' Summary Report on Permanent Risk Adjustment Transfers for the 2020 Benefit Year. The risk adjustment payable was further adjusted based on CMS' Updated Summary Report of 2017 Benefit Year Risk Adjustment Data Validation Adjustments to Risk Adjustment Transfers published January 15, 2021 and CMS' Final Rule amending Risk Adjustment Data Validation beginning with the 2019 Benefit Year.

C. NA

D. NA

E. NA

F. NA

G. NA

H. NA

I. NA

J. NA

STATEMENT AS OF SEPTEMBER 30, 2021 OF THE UnitedHealthcare of Wisconsin, Inc.

(4) The Company does not have any risk corridor receivables or payables to present in the table below.

Risk Corridors Program Year:	Accrued During the Prior Year on Business Written Before December 31 of the Prior Year		Received or Paid as of the Current Year on Business Written Before December 31 of the Prior Year		Differences		Adjustments		Unsettled Balances as of the Reporting Date		
	1	2	3	4	Prior Year Accrued Less Payments (Col 1-3)	Prior Year Accrued Less Payments (Col 2-4)	To Prior Year Balances	To Prior Year Balances	Cumulative Balance from Prior Years (Col 1-3+7)	Cumulative Balance from Prior Years (Col 2-4+8)	
	Receivable	(Payable)	Receivable	(Payable)	5	6	7	8	9	10	
a. 2014											
1. Accrued retrospective premium	\$ -	\$ -	\$ -	\$ -	\$ -	\$ -	\$ -	\$ -	A	\$ -	\$ -
2. Reserve for rate credits or policy experience rating refunds	-	-	-	-	-	-	-	-	B	-	-
b. 2015											
1. Accrued retrospective premium	-	-	-	-	-	-	-	-	C	-	-
2. Reserve for rate credits or policy experience rating refunds	-	-	-	-	-	-	-	-	D	-	-
c. 2016											
1. Accrued retrospective premium	-	-	-	-	-	-	-	-	E	-	-
2. Reserve for rate credits or policy experience rating refunds	-	-	-	-	-	-	-	-	F	-	-
d. Total for Risk Corridors	\$ -	\$ -	\$ -	\$ -	\$ -	\$ -	\$ -	\$ -		\$ -	\$ -

Explanation of Adjustments

- A.
- B.
- C.
- D.
- E.
- F.

(5) The Company does not have any risk corridor receivables to present in the table below.

Risk Corridors Program Year:	1	2	3	4	5	6
	Estimated Amount to be Filed or Final CMS	Non-Accrued Amounts for Impairment or Other Reasons	Amounts received from CMS	Asset Balance (Gross of Non-admissions) (1-2-3)	Non-admitted Amount	Net Admitted Asset (4-5)
a. 2014	\$ -	\$ -	\$ -	\$ -	\$ -	\$ -
b. 2015	-	-	-	-	-	-
c. 2016	-	-	-	-	-	-
d. Total (a+b+c)	\$ -	\$ -	\$ -	\$ -	\$ -	\$ -

25. CHANGE IN INCURRED CLAIMS AND CLAIMS ADJUSTMENT EXPENSES

- A. Changes in estimates related to the prior year incurred claims are included in total hospital and medical expenses in the current year in the statutory basis statements of operations. The following tables disclose paid claims, incurred claims, and the balance in claims unpaid, accrued medical incentive pool and bonus amounts, aggregate health claim reserves and health care receivables (excluding provider loans and advances not yet expensed) at September 30, 2021 and December 31, 2020:

	September 30, 2021		
	Current Year Incurred Claims	Prior Years Incurred Claims	Total
Beginning of year claim reserve	\$ -	\$ (998,080,745)	\$ (998,080,745)
Paid claims—net of health care receivables* and reinsurance recoveries collected	4,957,158,395	859,243,372	5,816,401,767
End of year claim reserve	<u>901,769,405</u>	<u>32,838,983</u>	<u>934,608,388</u>
Incurred claims excluding the change in health care receivables as presented below	5,858,927,800	(105,998,390)	5,752,929,410
Beginning of year health care receivables	-	12,583,280	12,583,280
End of year health care receivables	<u>(8,908,346)</u>	<u>(5,078,532)</u>	<u>(13,986,878)</u>
Total incurred claims	<u>\$ 5,850,019,454</u>	<u>\$ (98,493,642)</u>	<u>\$ 5,751,525,812</u>

*Health care receivables excludes provider loans and advances not yet expensed of \$21,903 and \$0 for 2021 and 2020, respectively.

	December 31, 2020		
	Current Year Incurred Claims	Prior Years Incurred Claims	Total
Beginning of year claim reserve	\$ -	\$ (816,031,402)	\$ (816,031,402)
Paid claims—net of health care receivables and reinsurance recoveries collected	5,874,172,170	691,973,893	6,566,146,063
End of year claim reserve	<u>988,920,023</u>	<u>9,160,722</u>	<u>998,080,745</u>
Incurred claims excluding the change in health care receivables and reinsurance recoverables as presented below	6,863,092,193	(114,896,787)	6,748,195,406
Beginning of year health care receivables and reinsurance recoverables	-	45,930,465	45,930,465
End of year health care receivables	<u>(9,061,941)</u>	<u>(3,521,339)</u>	<u>(12,583,280)</u>
Total incurred claims	<u>\$ 6,854,030,252</u>	<u>\$ (72,487,661)</u>	<u>\$ 6,781,542,591</u>

The liability for claims unpaid, accrued medical incentive pool and bonus amounts, and aggregate health claim reserves, net of health care receivables as of December 31, 2020 was \$985,497,465. As of September 30, 2021, \$859,243,372 has been paid for incurred claims attributable to insured events of prior years. Reserves remaining for prior years, net of health care receivables (excluding provider loans and advances not yet expensed) are now \$27,760,451, as a result of re-estimation of unpaid claims. Therefore, there has been \$98,493,642 favorable prior year development since December 31, 2020 to September 30, 2021. The primary drivers consist of a favorable development of \$61,715,468 in retroactivity for inpatient, outpatient, physician, and pharmacy claims and by a favorable development as a result of a change in the provision for adverse deviations in experience of \$26,142,184. At December 31, 2020, the Company recorded \$72,487,661 of favorable development as a result of favorable development of \$49,679,827 in retroactivity for inpatient, outpatient, physician, and pharmacy claims and favorable development as a result of a change in the provision for adverse deviations in experience of \$21,706,016. Original estimates are increased or decreased, as additional information becomes known regarding individual claims, which could have an impact to the accruals for medical loss ratio rebates and retrospectively rated contracts. As a result of the prior year effects, on a regular basis, the Company adjusts revenue and the corresponding liability and/or receivable related to retrospectively rated policies and the impact of the change is included as a component of change in unearned premium reserves and reserve for rate credits in the statutory basis statements of operations.

STATEMENT AS OF SEPTEMBER 30, 2021 OF THE UnitedHealthcare of Wisconsin, Inc.

The Company incurred claims adjustment expenses (“CAE”) of \$244,754,695 and \$311,591,105 for the nine months ended September 30, 2021 and the year ended December 31, 2020, respectively. These costs are included in the management service fees paid by the Company to UHS as a part of the Agreement. The following table discloses paid CAE, incurred CAE, and the balance in unpaid CAE reserve for the nine months ended September 30, 2021 and the year ended December 31, 2020:

	September 30, 2021	December 31, 2020
Total claims adjustment expenses	\$ 244,754,695	\$ 311,591,105
Less: current year unpaid claims adjustment expenses	(7,699,068)	(6,732,765)
Add: prior year unpaid claims adjustment expenses	<u>6,732,765</u>	<u>5,602,708</u>
Total claims adjustment expenses paid	<u>\$ 243,788,392</u>	<u>\$ 310,461,048</u>

B. The Company did not make any significant changes in methodologies and assumptions used in the calculation of the liability for claims unpaid and unpaid CAE in 2020.

26. INTERCOMPANY POOLING ARRANGEMENTS

A–G. No significant change.

27. STRUCTURED SETTLEMENTS

A–B. No significant change.

28. HEALTH CARE RECEIVABLES

A–B. No significant change.

29. PARTICIPATING POLICIES

No significant change.

30. PREMIUM DEFICIENCY RESERVES (“PDR”)

The Company has not recorded any PDR as of September 30, 2021 and December 31, 2020. The analysis of PDR was completed as of September 30, 2021 and December 31, 2020. The Company did consider anticipated investment income when calculating the PDR.

The following table summarizes the Company’s PDR as of September 30, 2021 and December 31, 2020:

	September 30, 2021
1. Liability carried for premium deficiency reserves	\$ -
2. Date of the most recent evaluation of this liability	<u>9/30/2021</u>
3. Was anticipated investment income utilized in this calculation?	Yes <input checked="" type="checkbox"/> No <input type="checkbox"/>
	December 31, 2020
1. Liability carried for premium deficiency reserves	\$ -
2. Date of the most recent evaluation of this liability	<u>12/31/2020</u>
3. Was anticipated investment income utilized in this calculation?	Yes <input checked="" type="checkbox"/> No <input type="checkbox"/>

31. ANTICIPATED SALVAGE AND SUBROGATION

No significant change.

GENERAL INTERROGATORIES**PART 1 - COMMON INTERROGATORIES****GENERAL**

- 1.1 Did the reporting entity experience any material transactions requiring the filing of Disclosure of Material Transactions with the State of Domicile, as required by the Model Act? Yes [] No [X]
- 1.2 If yes, has the report been filed with the domiciliary state? Yes [] No []
- 2.1 Has any change been made during the year of this statement in the charter, by-laws, articles of incorporation, or deed of settlement of the reporting entity? Yes [] No [X]
- 2.2 If yes, date of change:
- 3.1 Is the reporting entity a member of an Insurance Holding Company System consisting of two or more affiliated persons, one or more of which is an insurer? Yes [X] No []
If yes, complete Schedule Y, Parts 1 and 1A.
- 3.2 Have there been any substantial changes in the organizational chart since the prior quarter end? Yes [X] No []
- 3.3 If the response to 3.2 is yes, provide a brief description of those changes.
July 1, 2021 – PacifiCare of Nevada, Inc. changed its name to UnitedHealthcare of the Rockies, Inc.
July 1, 2021 – Medica HealthCare Plans, Inc. changed its name to Preferred Care Network, Inc.
July 1, 2021 – Medica Health Plans of Florida, Inc. changed its name to Preferred Care Network of Florida, Inc.
August 16, 2021 – United HealthCare Services, Inc. acquired 100% of the outstanding equity interests of PreferredOne Administrative Services, Inc. which owns 100% of PreferredOne Insurance Company, a Minnesota insurance corporation.
- 3.4 Is the reporting entity publicly traded or a member of a publicly traded group? Yes [X] No []
- 3.5 If the response to 3.4 is yes, provide the CIK (Central Index Key) code issued by the SEC for the entity/group. 0000731766
- 4.1 Has the reporting entity been a party to a merger or consolidation during the period covered by this statement? Yes [] No [X]
If yes, complete and file the merger history data file with the NAIC.
- 4.2 If yes, provide the name of the entity, NAIC Company Code, and state of domicile (use two letter state abbreviation) for any entity that has ceased to exist as a result of the merger or consolidation.
- | 1
Name of Entity | 2
NAIC Company Code | 3
State of Domicile |
|---------------------|------------------------|------------------------|
| | | |
5. If the reporting entity is subject to a management agreement, including third-party administrator(s), managing general agent(s), attorney-in-fact, or similar agreement, have there been any significant changes regarding the terms of the agreement or principals involved? Yes [] No [X] N/A []
If yes, attach an explanation.
- 6.1 State as of what date the latest financial examination of the reporting entity was made or is being made. 12/31/2017
- 6.2 State the as of date that the latest financial examination report became available from either the state of domicile or the reporting entity. This date should be the date of the examined balance sheet and not the date the report was completed or released. 12/31/2017
- 6.3 State as of what date the latest financial examination report became available to other states or the public from either the state of domicile or the reporting entity. This is the release date or completion date of the examination report and not the date of the examination (balance sheet date). 06/30/2019
- 6.4 By what department or departments?
State of Wisconsin Office of the Commissioner of Insurance
- 6.5 Have all financial statement adjustments within the latest financial examination report been accounted for in a subsequent financial statement filed with Departments? Yes [] No [] N/A [X]
- 6.6 Have all of the recommendations within the latest financial examination report been complied with? Yes [X] No [] N/A []
- 7.1 Has this reporting entity had any Certificates of Authority, licenses or registrations (including corporate registration, if applicable) suspended or revoked by any governmental entity during the reporting period? Yes [] No [X]
- 7.2 If yes, give full information:
- 8.1 Is the company a subsidiary of a bank holding company regulated by the Federal Reserve Board? Yes [] No [X]
- 8.2 If response to 8.1 is yes, please identify the name of the bank holding company.
- 8.3 Is the company affiliated with one or more banks, thrifts or securities firms? Yes [X] No []
- 8.4 If response to 8.3 is yes, please provide below the names and location (city and state of the main office) of any affiliates regulated by a federal regulatory services agency [i.e. the Federal Reserve Board (FRB), the Office of the Comptroller of the Currency (OCC), the Federal Deposit Insurance Corporation (FDIC) and the Securities Exchange Commission (SEC)] and identify the affiliate's primary federal regulator.

1 Affiliate Name	2 Location (City, State)	3 FRB	4 OCC	5 FDIC	6 SEC
Optum Bank, Inc.	Salt Lake City, UT	NO	NO	YES	NO

GENERAL INTERROGATORIES

- 9.1 Are the senior officers (principal executive officer, principal financial officer, principal accounting officer or controller, or persons performing similar functions) of the reporting entity subject to a code of ethics, which includes the following standards? Yes [X] No []
- (a) Honest and ethical conduct, including the ethical handling of actual or apparent conflicts of interest between personal and professional relationships;
- (b) Full, fair, accurate, timely and understandable disclosure in the periodic reports required to be filed by the reporting entity;
- (c) Compliance with applicable governmental laws, rules and regulations;
- (d) The prompt internal reporting of violations to an appropriate person or persons identified in the code; and
- (e) Accountability for adherence to the code.
- 9.11 If the response to 9.1 is No, please explain:
- 9.2 Has the code of ethics for senior managers been amended? Yes [X] No []
- 9.21 If the response to 9.2 is Yes, provide information related to amendment(s).
Non-material updates to the existing code. Amendments include expanding the communications section to cover marketing practices, adding a commitment to ethical marketing, defining intellectual property, and articulating our commitments to human rights, inclusion and diversity.
- 9.3 Have any provisions of the code of ethics been waived for any of the specified officers? Yes [] No [X]
- 9.31 If the response to 9.3 is Yes, provide the nature of any waiver(s).

FINANCIAL

- 10.1 Does the reporting entity report any amounts due from parent, subsidiaries or affiliates on Page 2 of this statement? Yes [] No [X]
- 10.2 If yes, indicate any amounts receivable from parent included in the Page 2 amount: \$0

INVESTMENT

- 11.1 Were any of the stocks, bonds, or other assets of the reporting entity loaned, placed under option agreement, or otherwise made available for use by another person? (Exclude securities under securities lending agreements.) Yes [] No [X]
- 11.2 If yes, give full and complete information relating thereto:
12. Amount of real estate and mortgages held in other invested assets in Schedule BA: \$0
13. Amount of real estate and mortgages held in short-term investments: \$0
- 14.1 Does the reporting entity have any investments in parent, subsidiaries and affiliates? Yes [] No []
- 14.2 If yes, please complete the following:
- | | 1
Prior Year-End
Book/Adjusted
Carrying Value | 2
Current Quarter
Book/Adjusted
Carrying Value |
|---|--|---|
| 14.21 Bonds | \$0 | \$0 |
| 14.22 Preferred Stock | \$0 | \$0 |
| 14.23 Common Stock | \$0 | \$0 |
| 14.24 Short-Term Investments | \$0 | \$0 |
| 14.25 Mortgage Loans on Real Estate | \$0 | \$0 |
| 14.26 All Other | \$0 | \$0 |
| 14.27 Total Investment in Parent, Subsidiaries and Affiliates (Subtotal Lines 14.21 to 14.26) | \$0 | \$0 |
| 14.28 Total Investment in Parent included in Lines 14.21 to 14.26 above | \$0 | \$0 |
- 15.1 Has the reporting entity entered into any hedging transactions reported on Schedule DB? Yes [] No [X]
- 15.2 If yes, has a comprehensive description of the hedging program been made available to the domiciliary state? Yes [] No [] N/A []
If no, attach a description with this statement.
16. For the reporting entity's security lending program, state the amount of the following as of the current statement date:
- 16.1 Total fair value of reinvested collateral assets reported on Schedule DL, Parts 1 and 2. \$0
- 16.2 Total book adjusted/carrying value of reinvested collateral assets reported on Schedule DL, Parts 1 and 2 \$0
- 16.3 Total payable for securities lending reported on the liability page. \$0

GENERAL INTERROGATORIES

17. Excluding items in Schedule E - Part 3 - Special Deposits, real estate, mortgage loans and investments held physically in the reporting entity's offices, vaults or safety deposit boxes, were all stocks, bonds and other securities, owned throughout the current year held pursuant to a custodial agreement with a qualified bank or trust company in accordance with Section 1, III - General Examination Considerations, F. Outsourcing of Critical Functions, Custodial or Safekeeping Agreements of the NAIC Financial Condition Examiners Handbook? Yes [X] No []
- 17.1 For all agreements that comply with the requirements of the NAIC Financial Condition Examiners Handbook, complete the following:

1 Name of Custodian(s)	2 Custodian Address
Bank of New York Mellon	Global Liquidity Services, 1 Wall St, 14th Floor, New York NY 10286
Northern Trust	50 S. LaSalle, Chicago, IL 60675

- 17.2 For all agreements that do not comply with the requirements of the NAIC Financial Condition Examiners Handbook, provide the name, location and a complete explanation:

1 Name(s)	2 Location(s)	3 Complete Explanation(s)

- 17.3 Have there been any changes, including name changes, in the custodian(s) identified in 17.1 during the current quarter? Yes [] No [X]
- 17.4 If yes, give full information relating thereto:

1 Old Custodian	2 New Custodian	3 Date of Change	4 Reason

- 17.5 Investment management – Identify all investment advisors, investment managers, broker/dealers, including individuals that have the authority to make investment decisions on behalf of the reporting entity. For assets that are managed internally by employees of the reporting entity, note as such. ["...that have access to the investment accounts"; "...handle securities"]

1 Name of Firm or Individual	2 Affiliation
Internally Managed	I.....
BlackRock Financial Management, Inc	U.....
J.P. Morgan Asset Management	U.....
DWS Investment Management Americas Inc.	U.....

- 17.5097 For those firms/individuals listed in the table for Question 17.5, do any firms/individuals unaffiliated with the reporting entity (i.e. designated with a "U") manage more than 10% of the reporting entity's invested assets? Yes [X] No []

- 17.5098 For firms/individuals unaffiliated with the reporting entity (i.e. designated with a "U") listed in the table for Question 17.5, does the total assets under management aggregate to more than 50% of the reporting entity's invested assets? Yes [] No [X]

- 17.6 For those firms or individuals listed in the table for 17.5 with an affiliation code of "A" (affiliated) or "U" (unaffiliated), provide the information for the table below.

1	2	3	4	5
Central Registration Depository Number	Name of Firm or Individual	Legal Entity Identifier (LEI)	Registered With	Investment Management Agreement (IMA) Filed
107105	BlackRock Financial Management, Inc	549300LVXY1VJKE13M84	SEC	NO.....
107038	J.P. Morgan Asset Management	549300W78QH4XMM6K69	SEC	NO.....
104518	DWS Investment Management Americas Inc.	CZ83K4EEEX8QVCT3B128	SEC	NO.....

- 18.1 Have all the filing requirements of the Purposes and Procedures Manual of the NAIC Investment Analysis Office been followed? Yes [X] No []
- 18.2 If no, list exceptions:

19. By self-designating 5GI securities, the reporting entity is certifying the following elements for each self-designated 5GI security:
- a. Documentation necessary to permit a full credit analysis of the security does not exist or an NAIC CRP credit rating for an FE or PL security is not available.
 - b. Issuer or obligor is current on all contracted interest and principal payments.
 - c. The insurer has an actual expectation of ultimate payment of all contracted interest and principal.
- Has the reporting entity self-designated 5GI securities? Yes [] No [X]

20. By self-designating PLGI securities, the reporting entity is certifying the following elements of each self-designated PLGI security:
- a. The security was purchased prior to January 1, 2018.
 - b. The reporting entity is holding capital commensurate with the NAIC Designation reported for the security.
 - c. The NAIC Designation was derived from the credit rating assigned by an NAIC CRP in its legal capacity as a NRSRO which is shown on a current private letter rating held by the insurer and available for examination by state insurance regulators.
 - d. The reporting entity is not permitted to share this credit rating of the PL security with the SVO.
- Has the reporting entity self-designated PLGI securities? Yes [] No [X]

21. By assigning FE to a Schedule BA non-registered private fund, the reporting entity is certifying the following elements of each self-designated FE fund:
- a. The shares were purchased prior to January 1, 2019.
 - b. The reporting entity is holding capital commensurate with the NAIC Designation reported for the security.
 - c. The security had a public credit rating(s) with annual surveillance assigned by an NAIC CRP in its legal capacity as an NRSRO prior to January 1, 2019.
 - d. The fund only or predominantly holds bonds in its portfolio.
 - e. The current reported NAIC Designation was derived from the public credit rating(s) with annual surveillance assigned by an NAIC CRP in its legal capacity as an NRSRO.
 - f. The public credit rating(s) with annual surveillance assigned by an NAIC CRP has not lapsed.
- Has the reporting entity assigned FE to Schedule BA non-registered private funds that complied with the above criteria? Yes [] No [X]

GENERAL INTERROGATORIES

PART 2 - HEALTH

1. Operating Percentages:
- 1.1 A&H loss percent82.7 %
 - 1.2 A&H cost containment percent2.6 %
 - 1.3 A&H expense percent excluding cost containment expenses7.9 %
- 2.1 Do you act as a custodian for health savings accounts? Yes [] No [X]
- 2.2 If yes, please provide the amount of custodial funds held as of the reporting date\$.....0
- 2.3 Do you act as an administrator for health savings accounts? Yes [] No [X]
- 2.4 If yes, please provide the balance of the funds administered as of the reporting date\$.....0
3. Is the reporting entity licensed or chartered, registered, qualified, eligible or writing business in at least two states? Yes [X] No []
- 3.1 If no, does the reporting entity assume reinsurance business that covers risks residing in at least one state other than the state of domicile of the reporting entity? Yes [] No []

SCHEDULE T - PREMIUMS AND OTHER CONSIDERATIONS

Current Year to Date - Allocated by States and Territories

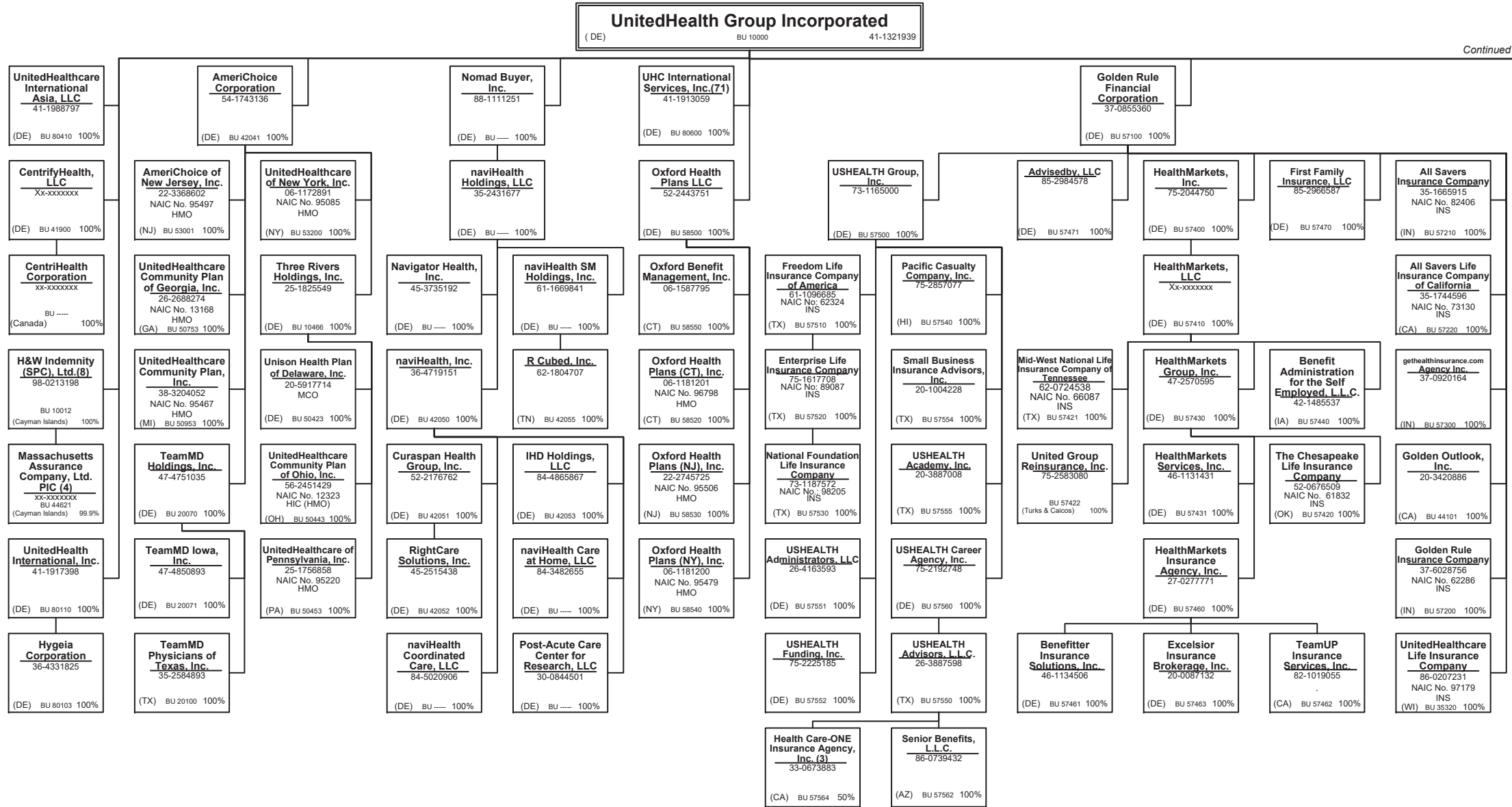
States, etc.	1 Active Status (a)	Direct Business Only									
		2 Accident and Health Premiums	3 Medicare Title XVIII	4 Medicaid Title XIX	5 CHIP Title XXI	6 Federal Employees Health Benefits Program Premiums	7 Life and Annuity Premiums & Other Considerations	8 Property/Casualty Premiums	9 Total Columns 2 Through 8	10 Deposit-Type Contracts	
1. Alabama	AL	N	.0	.0	.0	.0	.0	.0	.0	.0	.0
2. Alaska	AK	N	.0	.0	.0	.0	.0	.0	.0	.0	.0
3. Arizona	AZ	L	.0	88,844,949	.0	.0	.0	.0	.0	88,844,949	.0
4. Arkansas	AR	N	.0	.0	.0	.0	.0	.0	.0	.0	.0
5. California	CA	N	.0	.0	.0	.0	.0	.0	.0	.0	.0
6. Colorado	CO	N	.0	.0	.0	.0	.0	.0	.0	.0	.0
7. Connecticut	CT	N	.0	.0	.0	.0	.0	.0	.0	.0	.0
8. Delaware	DE	L	.0	.0	.0	.0	.0	.0	.0	.0	.0
9. District of Columbia	DC	N	.0	.0	.0	.0	.0	.0	.0	.0	.0
10. Florida	FL	N	.0	.0	.0	.0	.0	.0	.0	.0	.0
11. Georgia	GA	N	.0	.0	.0	.0	.0	.0	.0	.0	.0
12. Hawaii	HI	N	.0	.0	.0	.0	.0	.0	.0	.0	.0
13. Idaho	ID	N	.0	.0	.0	.0	.0	.0	.0	.0	.0
14. Illinois	IL	L	.0	77,836,369	.0	.0	.0	.0	.0	77,836,369	.0
15. Indiana	IN	N	.0	.0	.0	.0	.0	.0	.0	.0	.0
16. Iowa	IA	L	.0	241,180,267	.0	.0	.0	.0	.0	241,180,267	.0
17. Kansas	KS	N	.0	.0	.0	.0	.0	.0	.0	.0	.0
18. Kentucky	KY	L	.0	80,097,210	.0	.0	.0	.0	.0	80,097,210	.0
19. Louisiana	LA	N	.0	.0	.0	.0	.0	.0	.0	.0	.0
20. Maine	ME	L	.0	.0	.0	.0	.0	.0	.0	.0	.0
21. Maryland	MD	L	.0	.0	.0	.0	.0	.0	.0	.0	.0
22. Massachusetts	MA	L	.0	.0	.0	.0	.0	.0	.0	.0	.0
23. Michigan	MI	N	.0	.0	.0	.0	.0	.0	.0	.0	.0
24. Minnesota	MN	N	.0	.0	.0	.0	.0	.0	.0	.0	.0
25. Mississippi	MS	L	.0	.0	.0	.0	.0	.0	.0	.0	.0
26. Missouri	MO	L	.0	.0	.0	.0	.0	.0	.0	.0	.0
27. Montana	MT	N	.0	.0	.0	.0	.0	.0	.0	.0	.0
28. Nebraska	NE	L	.0	.0	.0	.0	.0	.0	.0	.0	.0
29. Nevada	NV	N	.0	.0	.0	.0	.0	.0	.0	.0	.0
30. New Hampshire	NH	L	.0	.0	.0	.0	.0	.0	.0	.0	.0
31. New Jersey	NJ	N	.0	.0	.0	.0	.0	.0	.0	.0	.0
32. New Mexico	NM	N	.0	.0	.0	.0	.0	.0	.0	.0	.0
33. New York	NY	N	.0	.0	.0	.0	.0	.0	.0	.0	.0
34. North Carolina	NC	L	.0	17,430,443	2,182,016,216	.0	.0	.0	.0	2,199,446,659	.0
35. North Dakota	ND	N	.0	.0	.0	.0	.0	.0	.0	.0	.0
36. Ohio	OH	L	.0	1,460,089,879	.0	.0	.0	.0	.0	1,460,089,879	.0
37. Oklahoma	OK	L	.0	3,676,218	.0	.0	.0	.0	.0	3,676,218	.0
38. Oregon	OR	N	.0	.0	.0	.0	.0	.0	.0	.0	.0
39. Pennsylvania	PA	L	.0	.0	.0	.0	.0	.0	.0	.0	.0
40. Rhode Island	RI	L	.0	.0	.0	.0	.0	.0	.0	.0	.0
41. South Carolina	SC	N	.0	.0	.0	.0	.0	.0	.0	.0	.0
42. South Dakota	SD	N	.0	.0	.0	.0	.0	.0	.0	.0	.0
43. Tennessee	TN	L	.0	707,054,084	.0	.0	.0	.0	.0	707,054,084	.0
44. Texas	TX	N	.0	.0	.0	.0	.0	.0	.0	.0	.0
45. Utah	UT	N	.0	.0	.0	.0	.0	.0	.0	.0	.0
46. Vermont	VT	L	.0	.0	.0	.0	.0	.0	.0	.0	.0
47. Virginia	VA	L	.0	601,252,985	.0	.0	.0	.0	.0	601,252,985	.0
48. Washington	WA	N	.0	.0	.0	.0	.0	.0	.0	.0	.0
49. West Virginia	WV	N	.0	.0	.0	.0	.0	.0	.0	.0	.0
50. Wisconsin	WI	L	.0	254,884,855	1,318,992,906	143,752,470	.0	.0	.0	1,717,630,231	.0
51. Wyoming	WY	N	.0	.0	.0	.0	.0	.0	.0	.0	.0
52. American Samoa	AS	N	.0	.0	.0	.0	.0	.0	.0	.0	.0
53. Guam	GU	N	.0	.0	.0	.0	.0	.0	.0	.0	.0
54. Puerto Rico	PR	N	.0	.0	.0	.0	.0	.0	.0	.0	.0
55. U.S. Virgin Islands	VI	N	.0	.0	.0	.0	.0	.0	.0	.0	.0
56. Northern Mariana Islands	MP	N	.0	.0	.0	.0	.0	.0	.0	.0	.0
57. Canada	CAN	N	.0	.0	.0	.0	.0	.0	.0	.0	.0
58. Aggregate Other Aliens	OT	XXX	.0	.0	.0	.0	.0	.0	.0	.0	.0
59. Subtotal	XXX		275,991,516	6,757,364,865	143,752,470	.0	.0	.0	.0	7,177,108,851	.0
60. Reporting Entity Contributions for Employee Benefit Plans	XXX		.0	.0	.0	.0	.0	.0	.0	.0	.0
61. Totals (Direct Business)	XXX		275,991,516	6,757,364,865	143,752,470	.0	.0	.0	.0	7,177,108,851	.0
DETAILS OF WRITE-INS											
58001.	XXX										
58002.	XXX										
58003.	XXX										
58998. Summary of remaining write-ins for Line 58 from overflow page	XXX		.0	.0	.0	.0	.0	.0	.0	.0	.0
58999. Totals (Lines 58001 through 58003 plus 58998)(Line 58 above)	XXX		.0	.0	.0	.0	.0	.0	.0	.0	.0

(a) Active Status Counts:

L - Licensed or Chartered - Licensed Insurance carrier or domiciled RRG.....21 R - Registered - Non-domiciled RRGs.....0
 E - Eligible - Reporting entities eligible or approved to write surplus lines in the state.....0 Q - Qualified - Qualified or accredited reinsurer.....0
 N - None of the above - Not allowed to write business in the state.....36

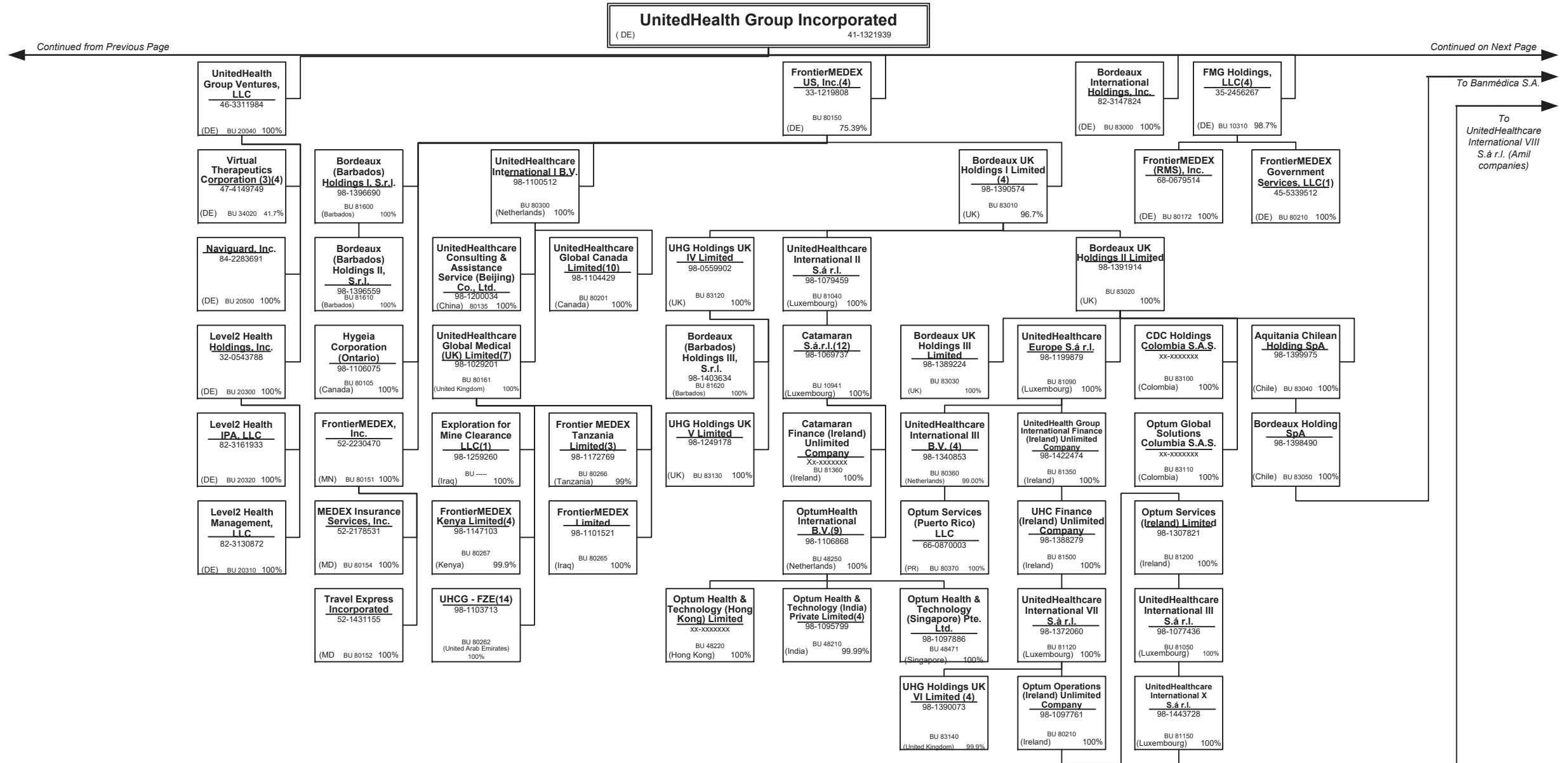
Premiums are allocated by state based on geographic market.

SCHEDULE Y – INFORMATION CONCERNING ACTIVITIES OF INSURER MEMBERS OF A HOLDING COMPANY GROUP
PART 1 – ORGANIZATIONAL CHART



Continued on Next Page

SCHEDULE Y – INFORMATION CONCERNING ACTIVITIES OF INSURER MEMBERS OF A HOLDING COMPANY GROUP
PART 1 – ORGANIZATIONAL CHART



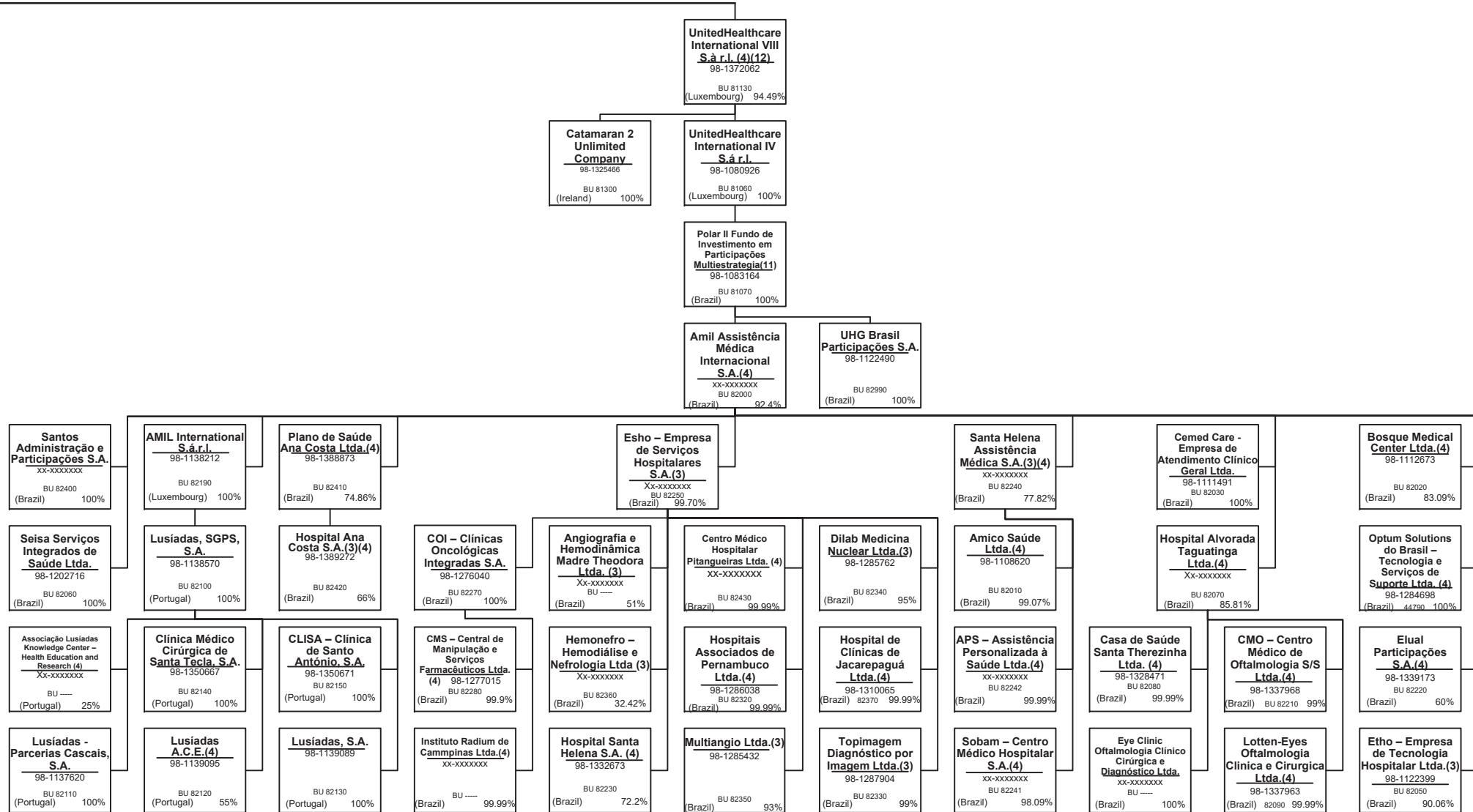
15.1

SCHEDULE Y – INFORMATION CONCERNING ACTIVITIES OF INSURER MEMBERS OF A HOLDING COMPANY GROUP
PART 1 – ORGANIZATIONAL CHART

UnitedHealth Group Incorporated
 (DE) 41-1321939

Continued from Previous Page

Continued on Next Page



SCHEDULE Y – INFORMATION CONCERNING ACTIVITIES OF INSURER MEMBERS OF A HOLDING COMPANY GROUP
PART 1 – ORGANIZATIONAL CHART

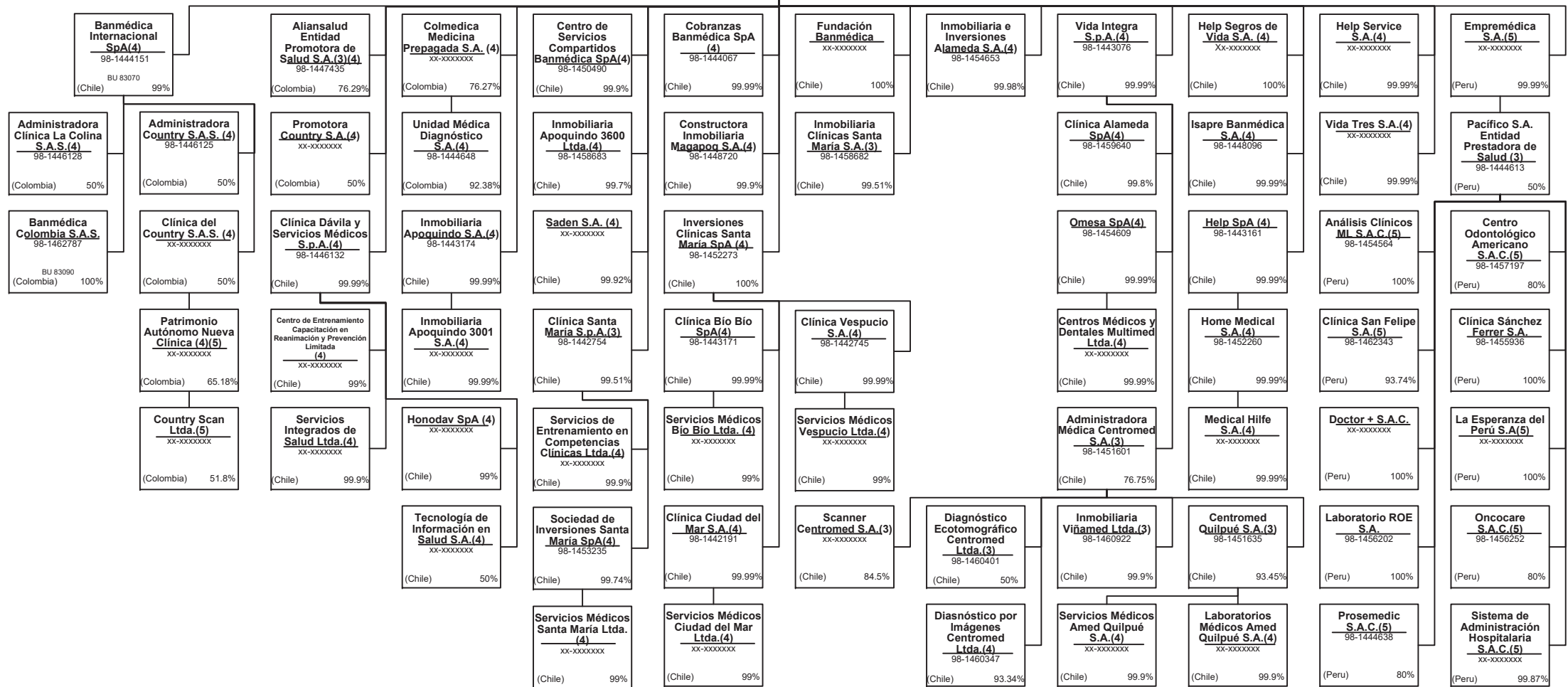
UnitedHealth Group Incorporated
 (DE) 41-1321939

Continued from Previous Page

United HealthCare Services, Inc.
 41-1289245
 (MN) BU 20020 100%

Continued on Next Page

Banmédica S.A.(3)
 98-1444127
 BU 83060
 (Chile) 99.39%




SCHEDULE Y – INFORMATION CONCERNING ACTIVITIES OF INSURER MEMBERS OF A HOLDING COMPANY GROUP
PART 1 – ORGANIZATIONAL CHART

United HealthCare Services, Inc.
 (MN) 41-1289245 100%

Continued from Previous Page

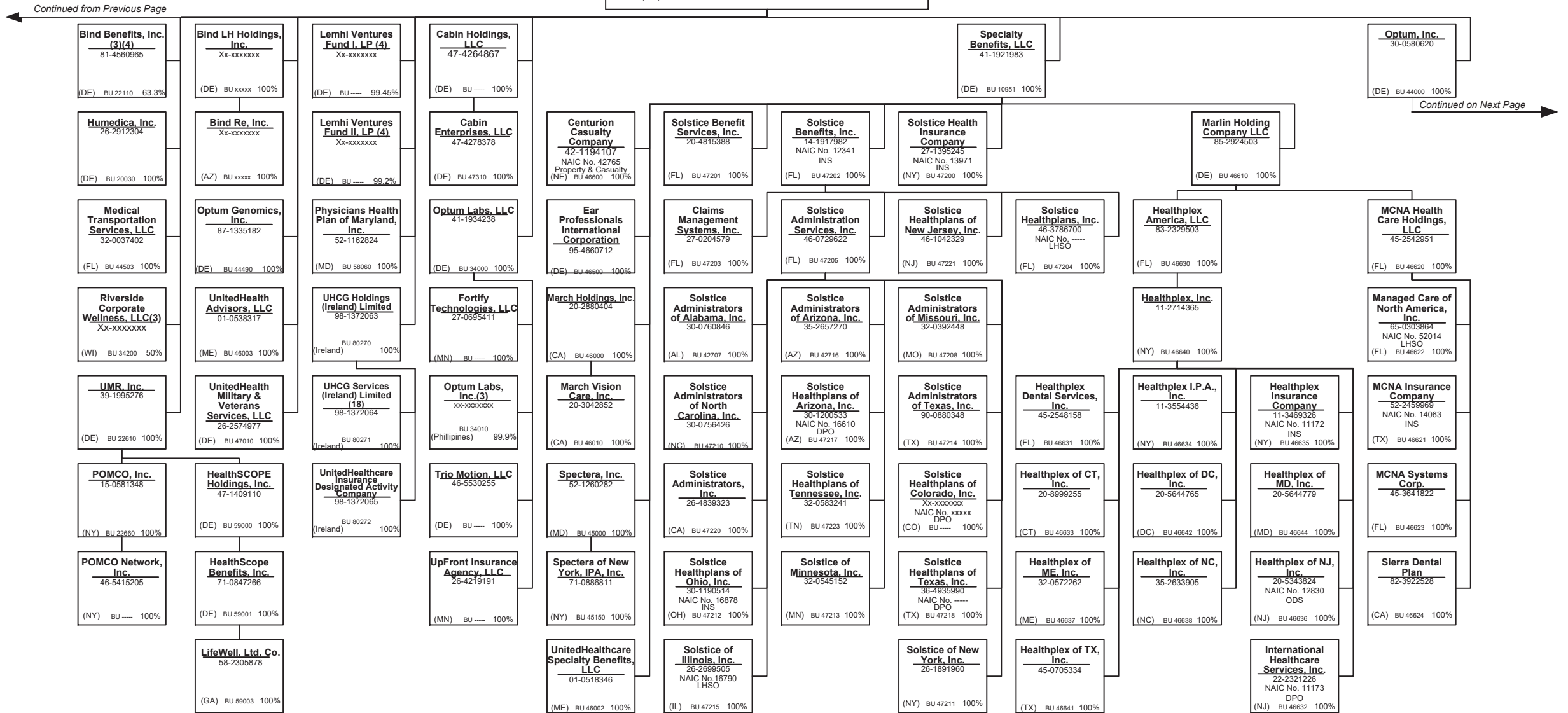
Continued on Next Page



15.4

SCHEDULE Y – INFORMATION CONCERNING ACTIVITIES OF INSURER MEMBERS OF A HOLDING COMPANY GROUP
PART 1 – ORGANIZATIONAL CHART

United HealthCare Services, Inc.
 (MN) 41-1289245 100%

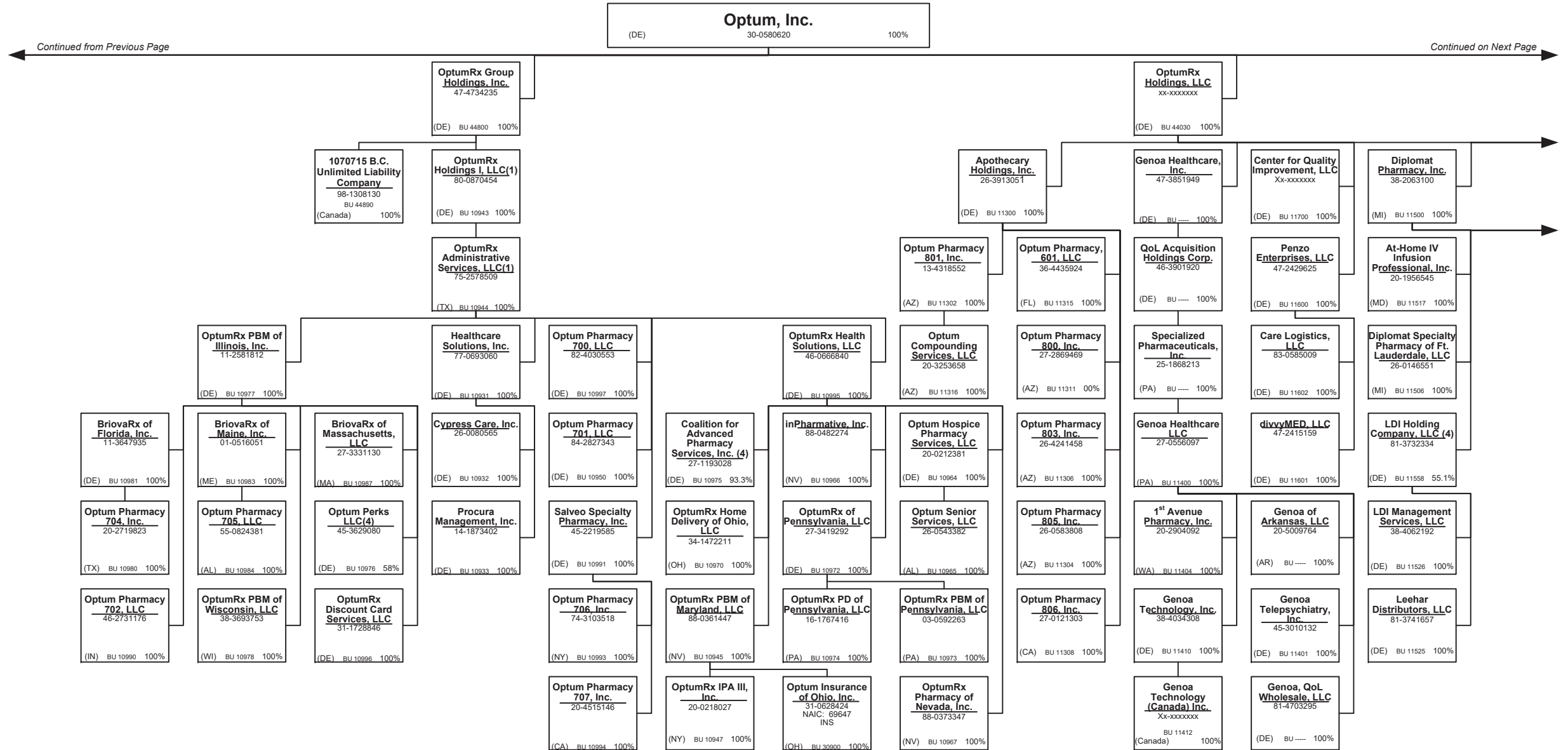


Continued from Previous Page

Continued on Next Page

15.5

SCHEDULE Y – INFORMATION CONCERNING ACTIVITIES OF INSURER MEMBERS OF A HOLDING COMPANY GROUP
PART 1 – ORGANIZATIONAL CHART

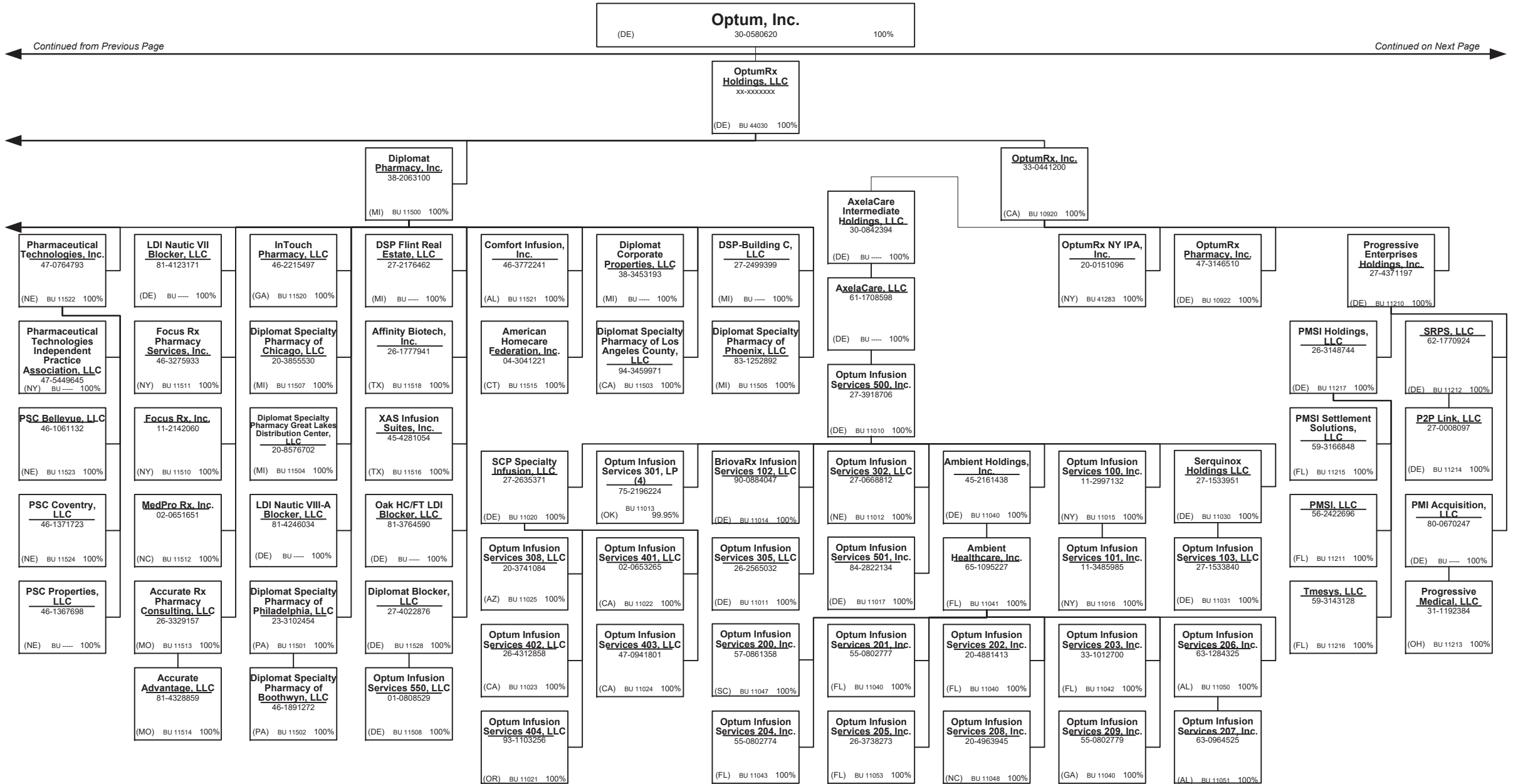


Continued from Previous Page

Continued on Next Page

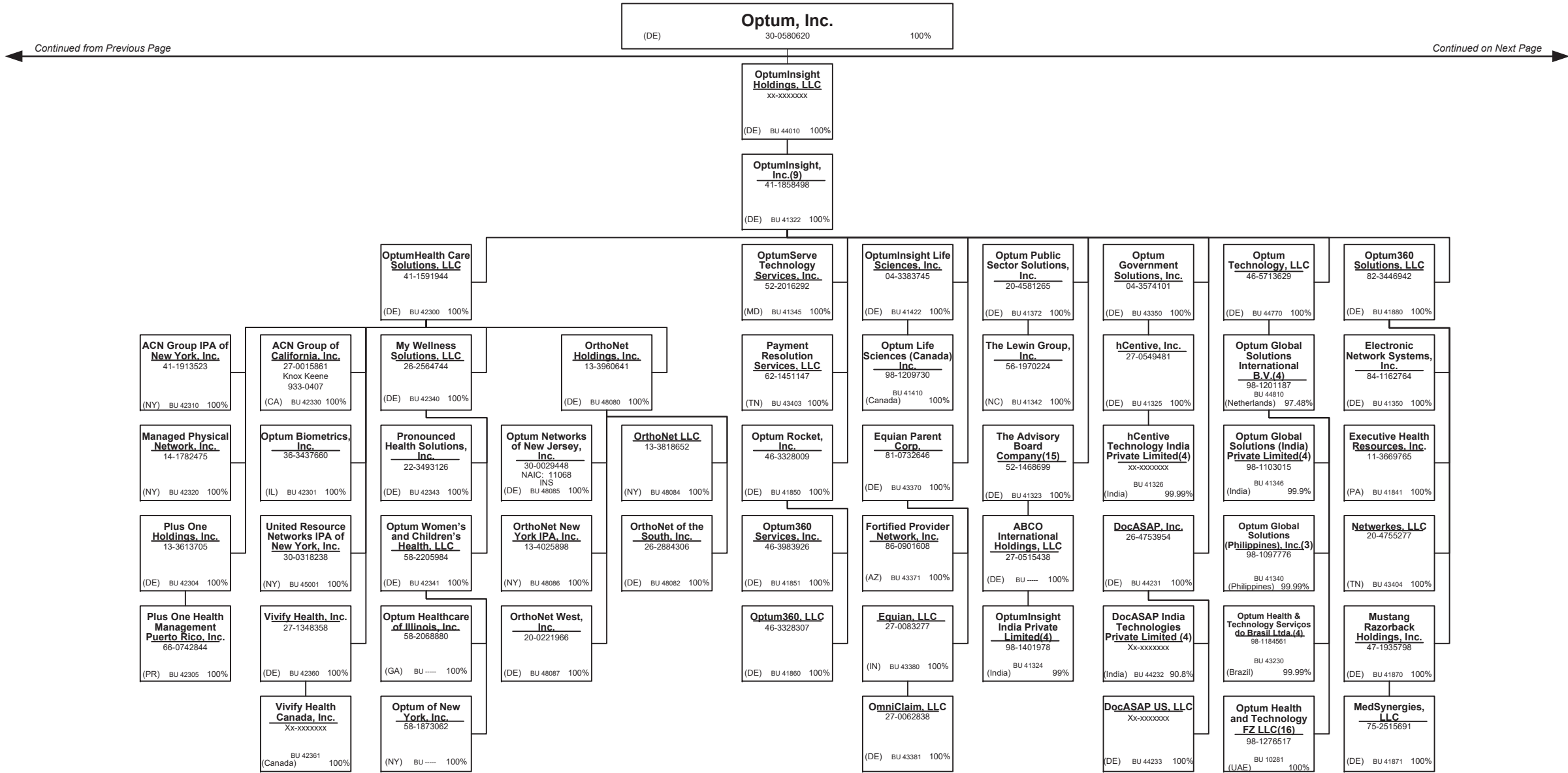
15.6

SCHEDULE Y – INFORMATION CONCERNING ACTIVITIES OF INSURER MEMBERS OF A HOLDING COMPANY GROUP
PART 1 – ORGANIZATIONAL CHART



15.7

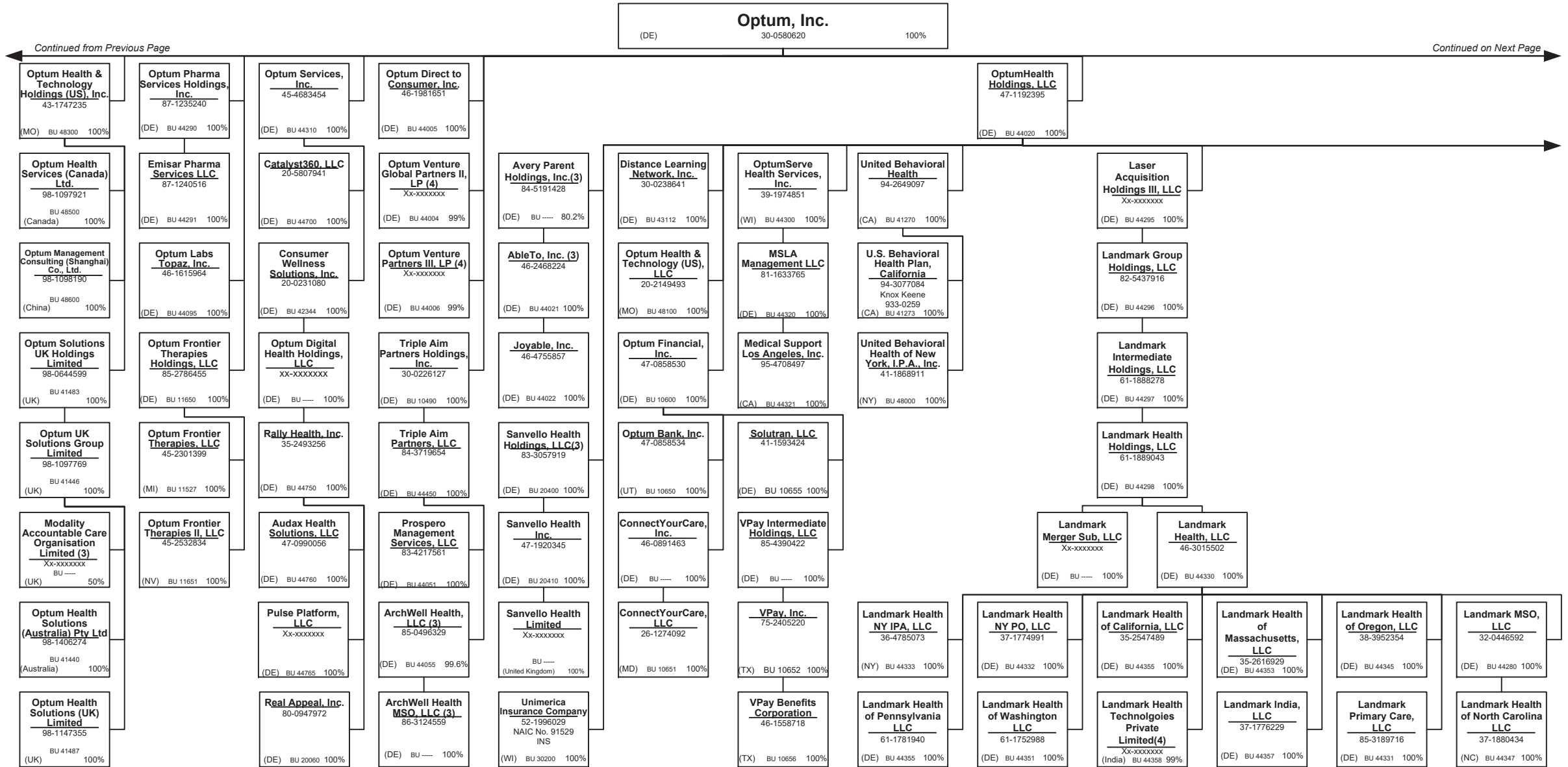
SCHEDULE Y – INFORMATION CONCERNING ACTIVITIES OF INSURER MEMBERS OF A HOLDING COMPANY GROUP
PART 1 – ORGANIZATIONAL CHART



Continued from Previous Page

Continued on Next Page

SCHEDULE Y – INFORMATION CONCERNING ACTIVITIES OF INSURER MEMBERS OF A HOLDING COMPANY GROUP
PART 1 – ORGANIZATIONAL CHART

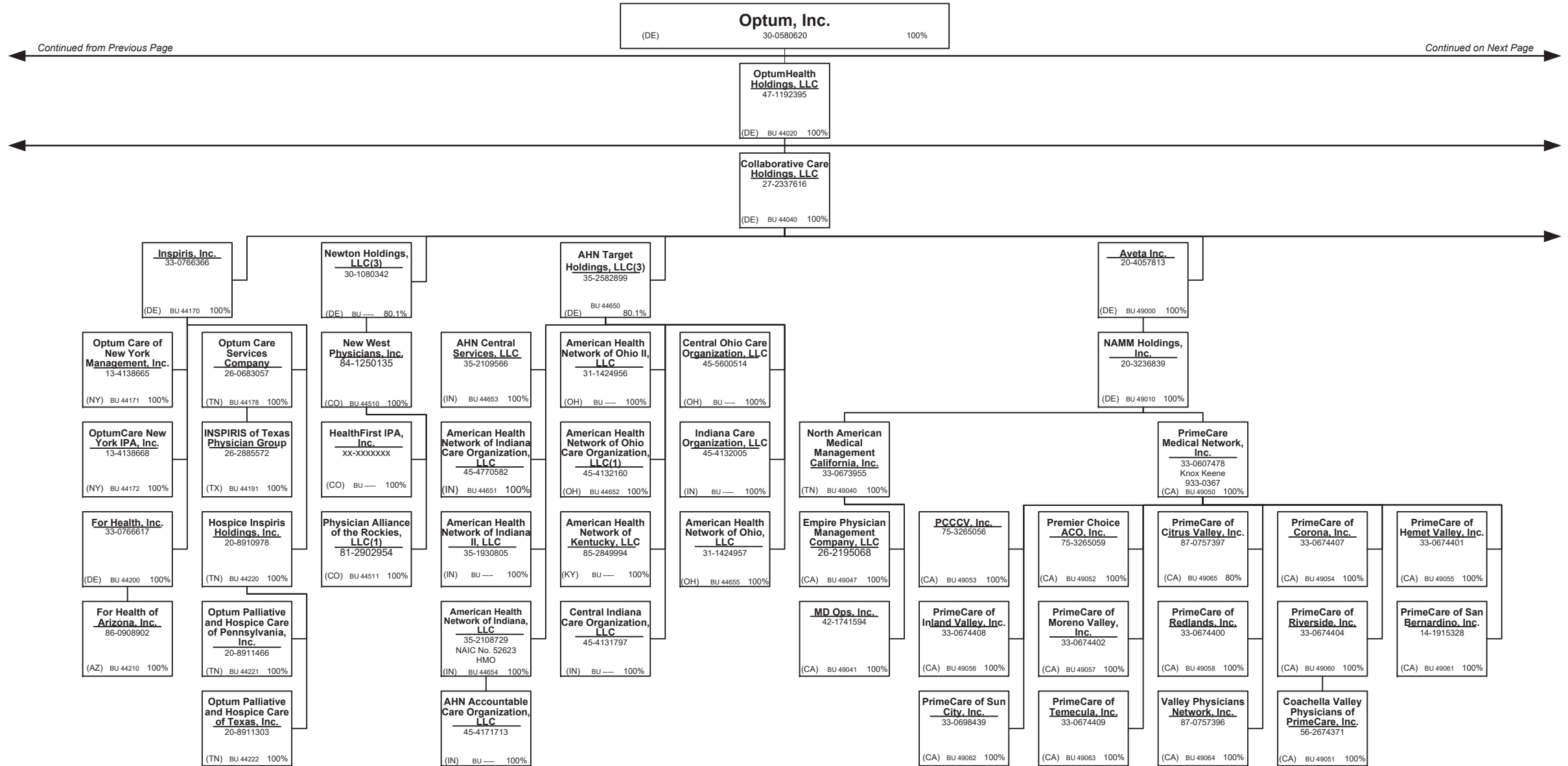


15.9

Continued from Previous Page

Continued on Next Page

SCHEDULE Y – INFORMATION CONCERNING ACTIVITIES OF INSURER MEMBERS OF A HOLDING COMPANY GROUP
PART 1 – ORGANIZATIONAL CHART

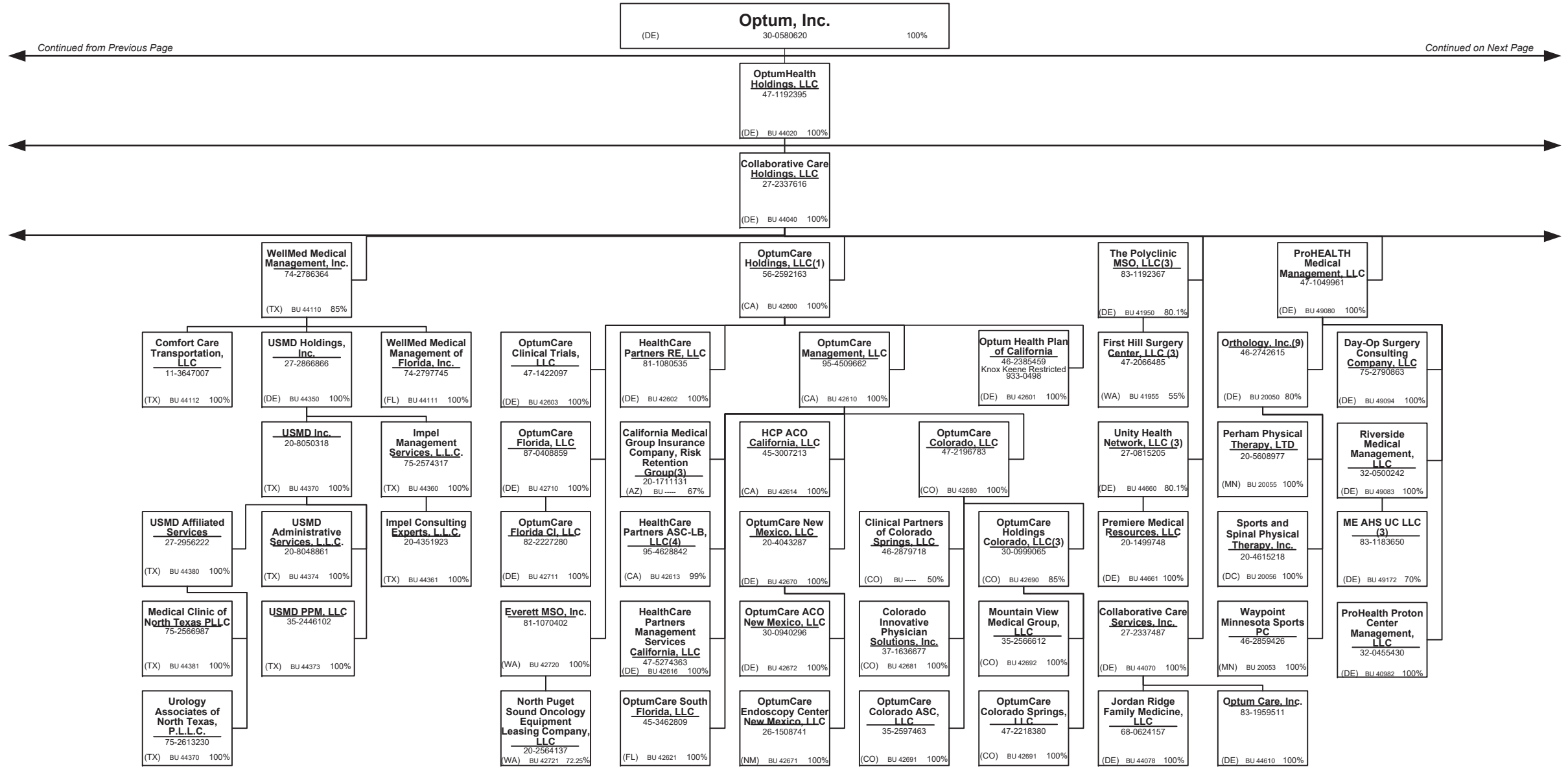


15.10

Continued from Previous Page

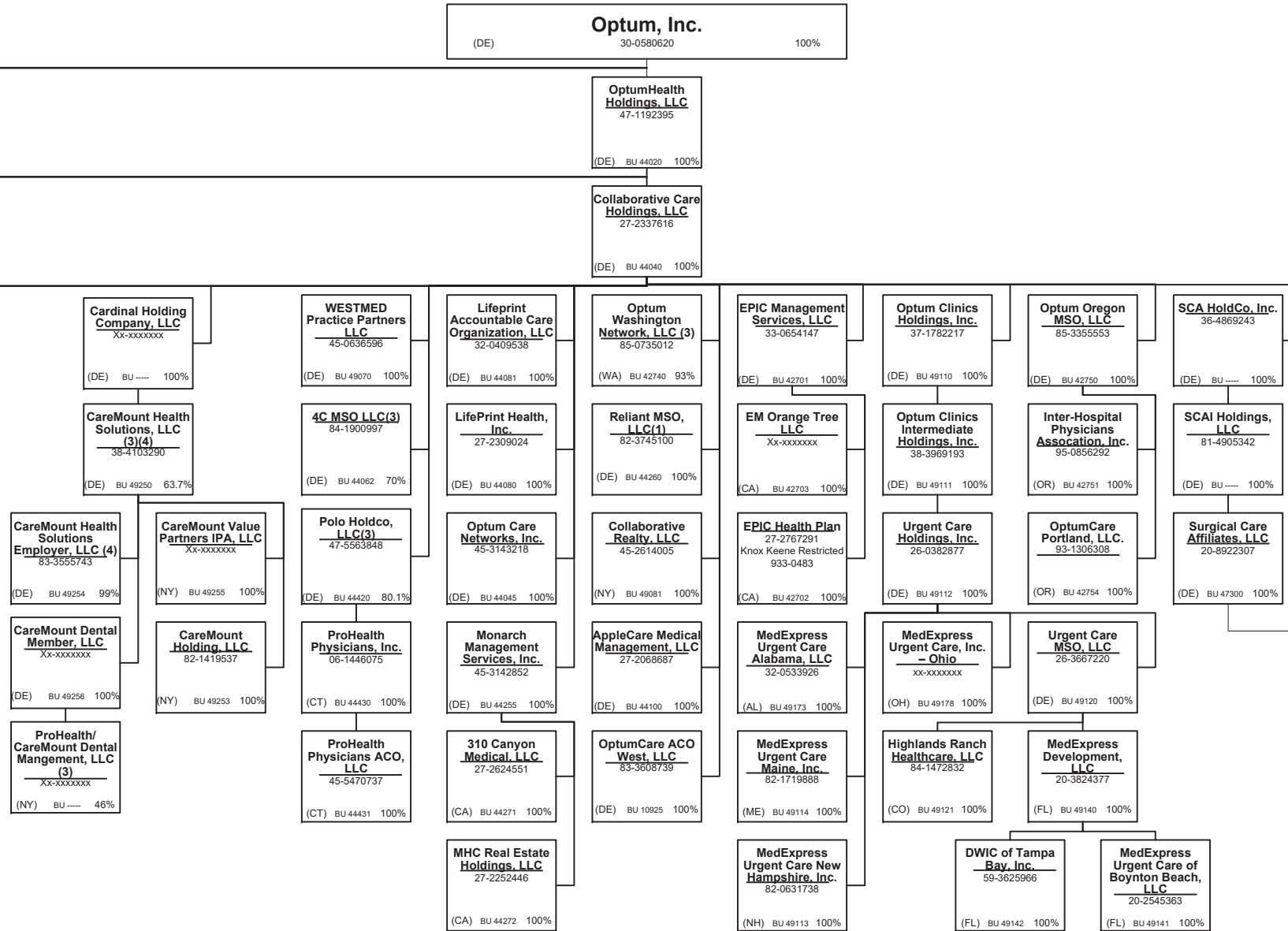
Continued on Next Page

SCHEDULE Y – INFORMATION CONCERNING ACTIVITIES OF INSURER MEMBERS OF A HOLDING COMPANY GROUP
PART 1 – ORGANIZATIONAL CHART



15.11

SCHEDULE Y – INFORMATION CONCERNING ACTIVITIES OF INSURER MEMBERS OF A HOLDING COMPANY GROUP
PART 1 – ORGANIZATIONAL CHART

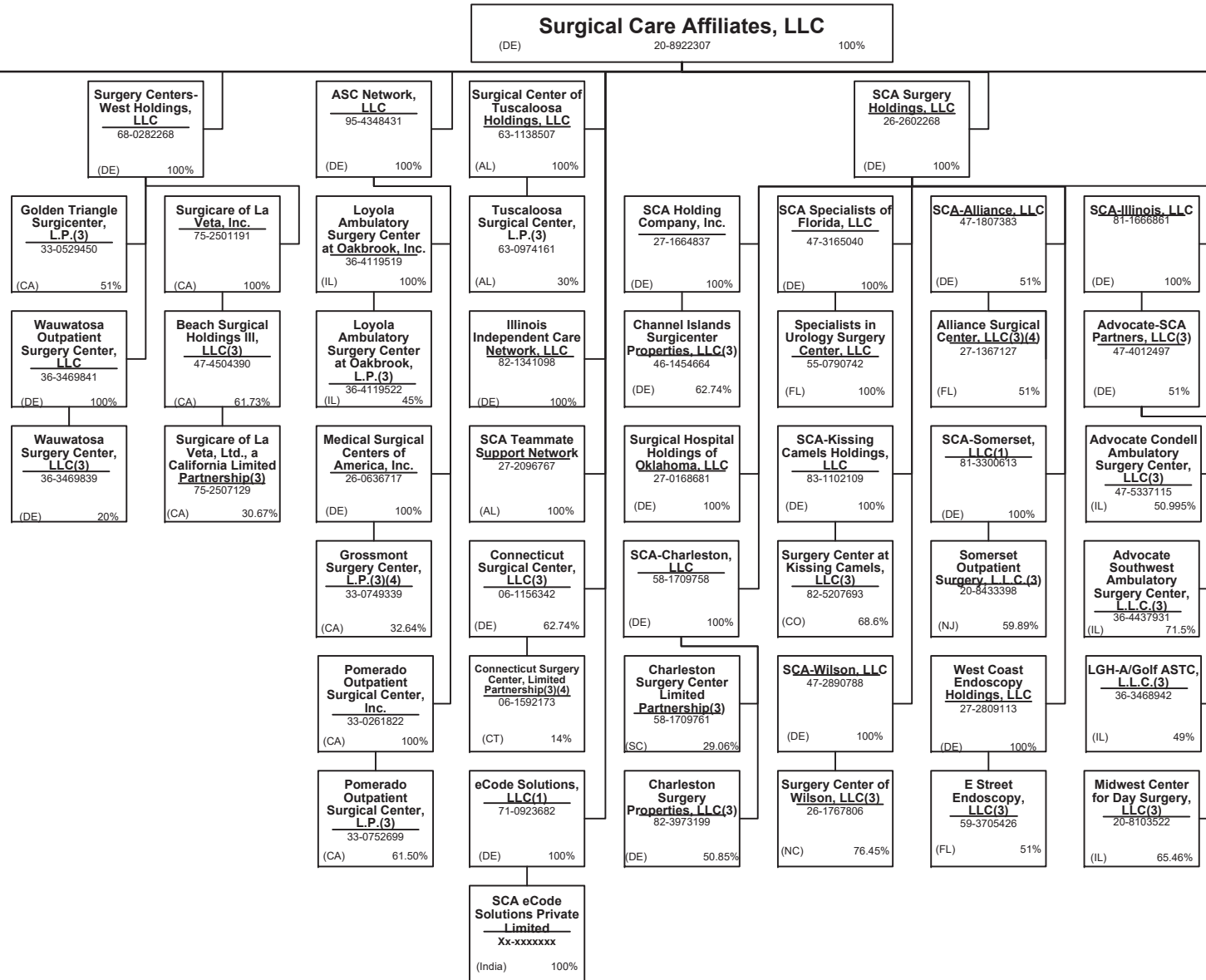


Continued from Previous Page

Continued on Next Page

15.12

SCHEDULE Y – INFORMATION CONCERNING ACTIVITIES OF INSURER MEMBERS OF A HOLDING COMPANY GROUP
PART 1 – ORGANIZATIONAL CHART



Continued from Previous Page

Continued on Next Page

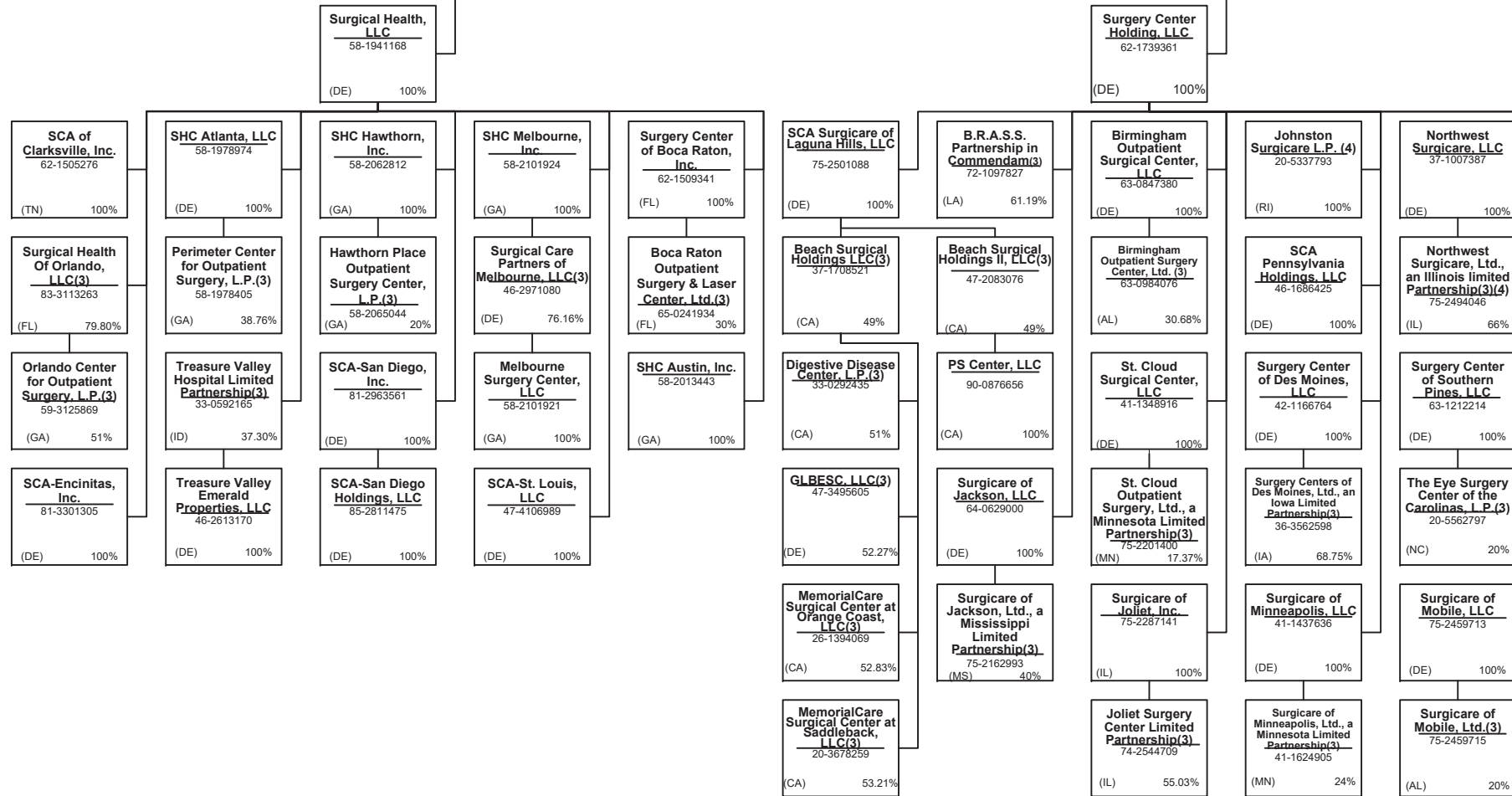
15.13

SCHEDULE Y – INFORMATION CONCERNING ACTIVITIES OF INSURER MEMBERS OF A HOLDING COMPANY GROUP
PART 1 – ORGANIZATIONAL CHART

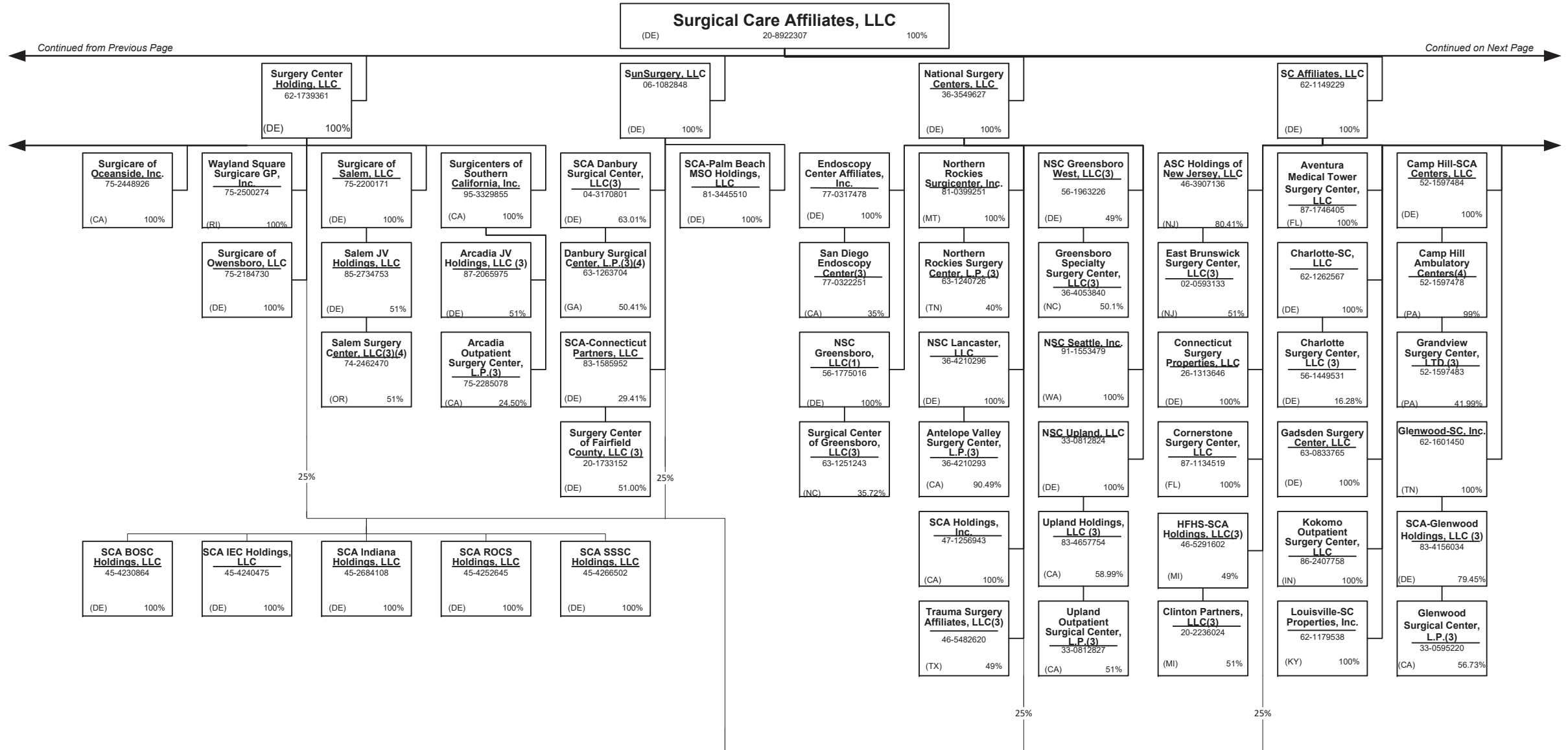
Surgical Care Affiliates, LLC
 (DE) 20-8922307 100%

Continued from Previous Page

Continued on Next Page

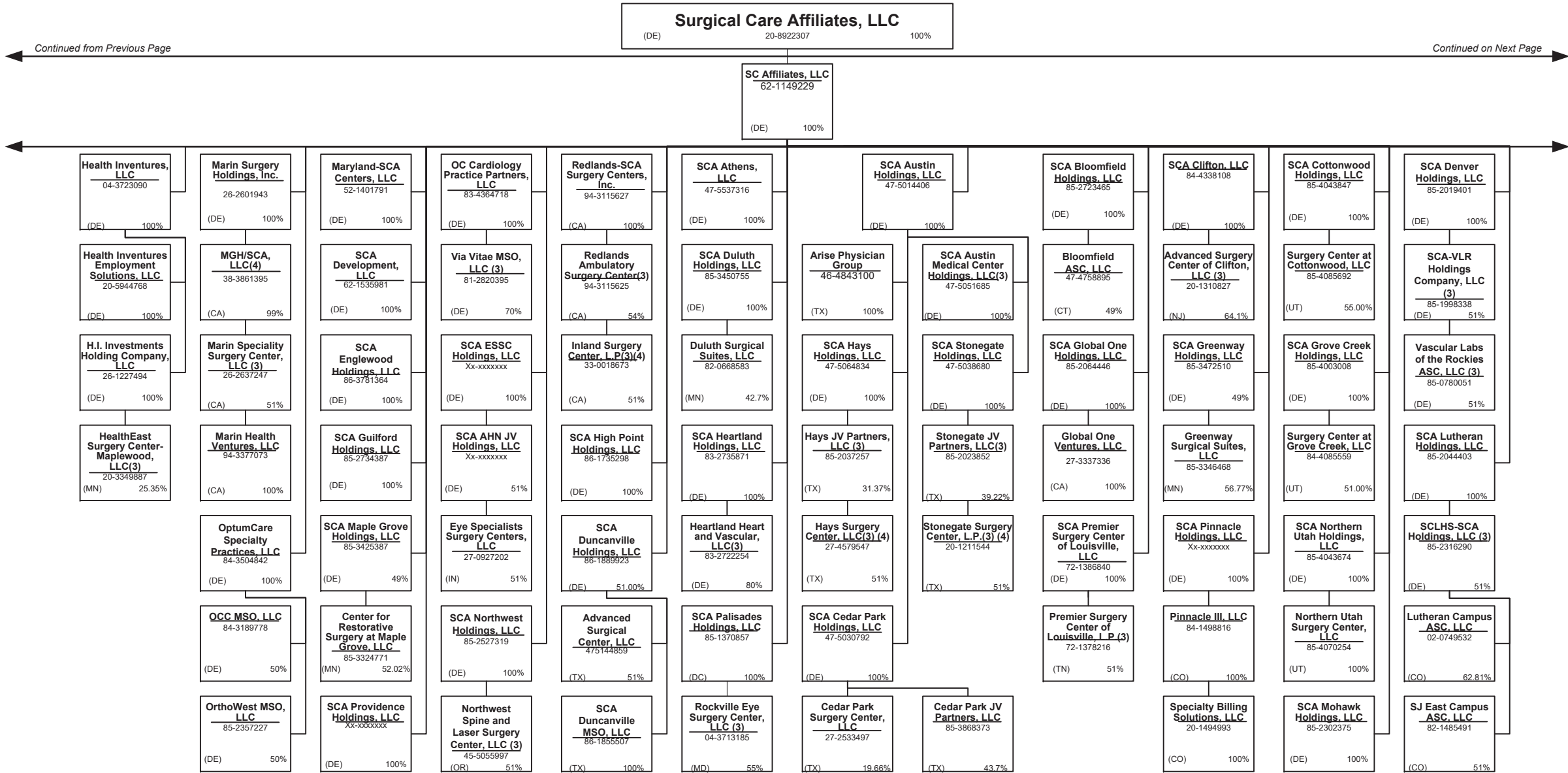


SCHEDULE Y – INFORMATION CONCERNING ACTIVITIES OF INSURER MEMBERS OF A HOLDING COMPANY GROUP
PART 1 – ORGANIZATIONAL CHART



15.15

SCHEDULE Y – INFORMATION CONCERNING ACTIVITIES OF INSURER MEMBERS OF A HOLDING COMPANY GROUP
PART 1 – ORGANIZATIONAL CHART

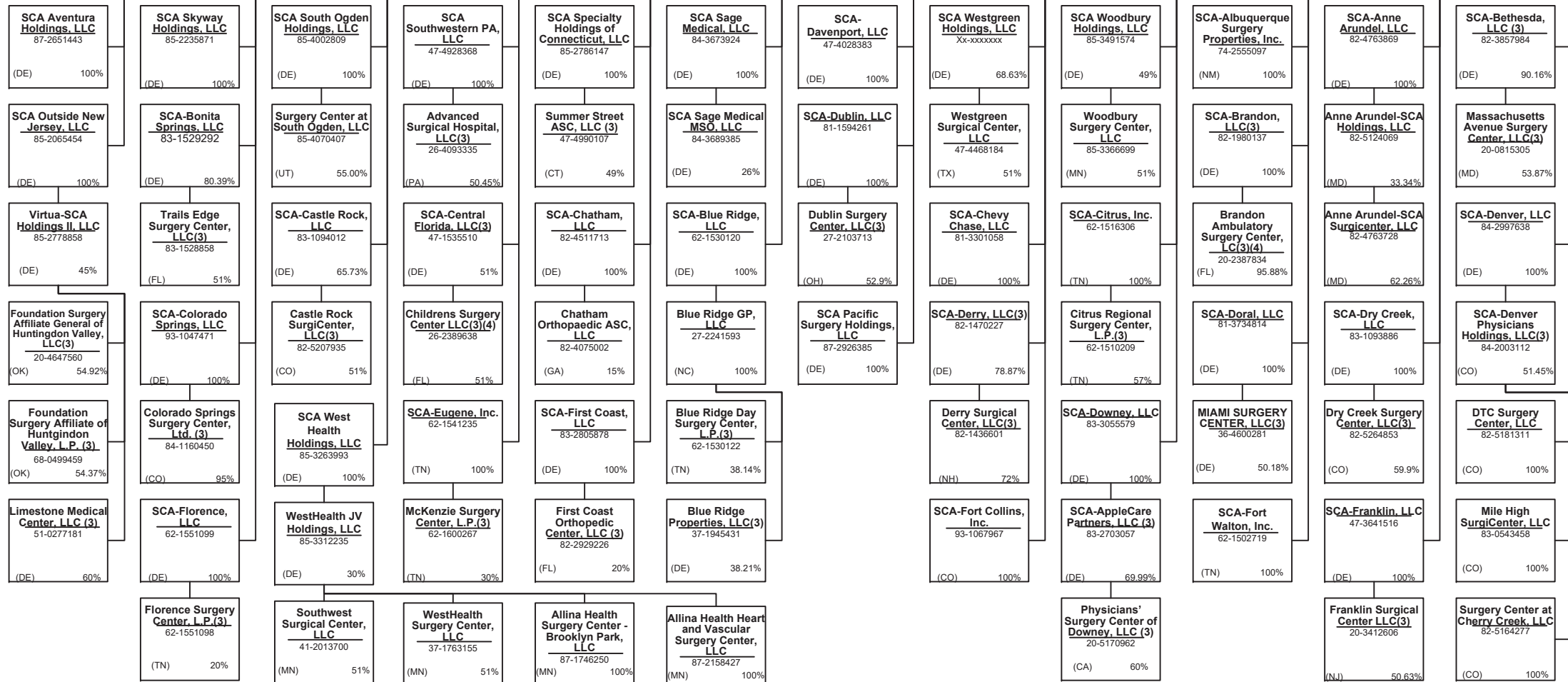



SCHEDULE Y – INFORMATION CONCERNING ACTIVITIES OF INSURER MEMBERS OF A HOLDING COMPANY GROUP
PART 1 – ORGANIZATIONAL CHART

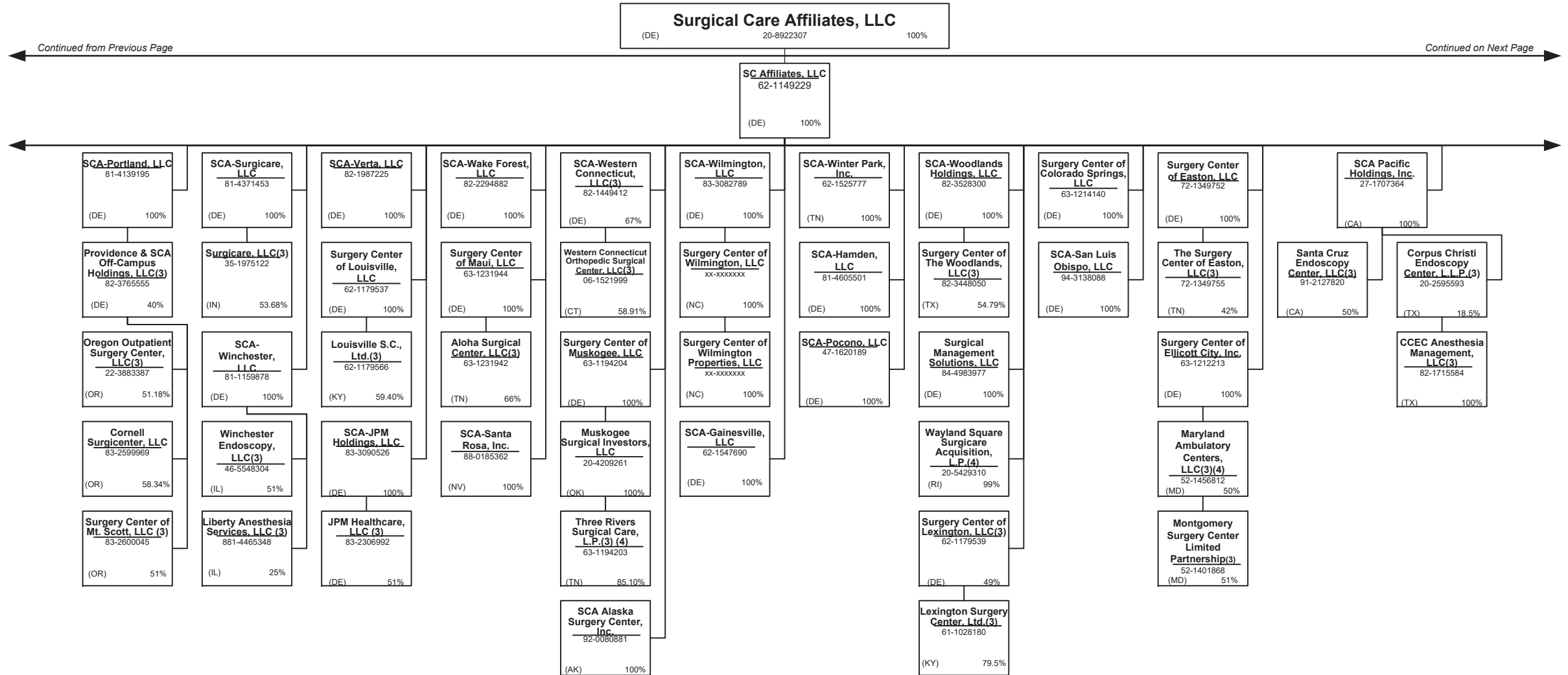


Continued from Previous Page

Continued on Next Page



SCHEDULE Y – INFORMATION CONCERNING ACTIVITIES OF INSURER MEMBERS OF A HOLDING COMPANY GROUP
PART 1 – ORGANIZATIONAL CHART



SCHEDULE Y – INFORMATION CONCERNING ACTIVITIES OF INSURER MEMBERS OF A HOLDING COMPANY GROUP
PART 1 – ORGANIZATIONAL CHART

Surgical Care Affiliates, LLC
 (DE) 20-8922307 100%

Continued from Previous Page

SC Affiliates, LLC
 62-1149229
 (DE) 100%

Substantively Controlled Surgical Care Affiliate Entities

SCA-New Jersey, LLC
 47-4418919
 (DE) 100%

SCA-Practice Partners Holdings, LLC
 83-4121074
 (DE) 100%

Texas Health Resources
 Non-Affiliated
 100%

Via Vitae, a Medical Group, Inc.
 Non-Affiliated
 100%

Virtua-SCA Holdings, LLC(3)
 47-3247166
 (NJ) 45%

Practice Partners in Healthcare, LLC
 76-0770414
 (DE) 100%

THR-SCA Holdings, LLC (3)(17)
 46-1096461
 (TX) 100%

Pacific Cardiovascular Associates Medical Group, Inc. (3)(17)
 35-0704734
 (CA) 100%

SCA-South Jersey, LLC
 22-3117714
 (DE) 100%

Harrison Endo Surgical Center, LLC (3)
 26-3234725
 (NJ) 55%

PPH Management Company, L.L.C.
 24-1453981
 (DE) 100%

PPH Holdings, LLC
 27-1454121
 (DE) 100%

Arlington Surgery Center, LLC(3)
 75-2055800
 (TX) 51.75%

Cleburne Surgical Center, LLC(3)
 20-3742012
 (TX) 51%

Denton Endoscopy Surger Center, LLC
 Xx-xxxxxxx
 (TX) 100%

Denton Surgery Center, LLC(3)
 47-0926556
 (TX) 54.48%

Fort Worth Endoscopy Centers, LLC(3)
 77-0368346
 (TX) 51%

Greenville Surgery Center, LLC(3)
 74-2411643
 (TX) 63.75%

Surgical Center of South Jersey, Limited Partnership(3)
 22-2709324
 (NJ) 64.60%

PPH-Gardendale, Inc.
 26-4489980
 (DE) 100%

ASV-HOPco-SCA Cornerstone, LLC
 87- 477698
 (FL) 100%

North Dallas Surgical Center, LLC(3)
 27-2248103
 (DE) 55.38%

Ophthalmology Surgery Center of Dallas, LLC(3)
 26-1914835
 (TX) 51%

Park Hill Surgery Center, LLC(3)
 45-1484375
 (TX) 51%

South Arlington Surgical Providers, LLC
 75-2723958
 (TX) 51%

Surgical Caregivers of Fort Worth, LLC(3)
 75-1925497
 (TX) 51%

Texas Health Craig Ranch Surgery Center, LLC(3)
 38-3897811
 (TX) 51.50%

PPH-Columbia, Inc.
 26-4490039
 (DE) 100%

Research Surgical Center LLC
 46-0558032
 (CO) 51%

Texas Health Flower Mound Orthopedic Surgery Center, LLC(3)
 80-0866449
 (TX) 51%

Texas Health Orthopedic Surgery Center Alliance, LLC(3)
 81-4977249
 (TX) 51%

Texas Health Surgery Center Alliance, LLC(3)
 82-2296081
 (TX) 73.58%

Texas Health Surgery Center Bedford, LLC(3)
 82-1307876
 (TX) 51.41%

Texas Health Surgery Center Chisholm Trail, LLC(3)
 85-1225852
 (TX) 56%

Texas Health Surgery Center Irving, LLC(3)
 83-1085415
 (TX) 51%

Texas Health Surgery Center Las Colinas, LLC
 83-0781259
 (TX) 100%

Texas Health Surgery Center Preston Plaza, LLC(3)
 20-3991622
 (TX) 55.20%

Texas Health Surgery Center Rockwall, LLC(3)
 47-4425996
 (TX) 51%

Texas Health Surgery Center Southwest Fort Worth, LLC
 84-3814490
 (TX) 22.45%

Texas Health Surgery Center Waxahachie, LLC
 83-1464243
 (TX) 57%

Texas Health Surgery Center Willow Park, LLC
 84-1953918
 (TX) 51%

United Medical Park ASC, LLC(3)
 83-1720113
 (IA) 100%

SCHEDULE Y – INFORMATION CONCERNING ACTIVITIES OF INSURER MEMBERS OF A HOLDING COMPANY GROUP

PART 1 – ORGANIZATIONAL CHART

Professionally Owned Entities

<u>Entity Name</u>	<u>Juris.</u>	<u>Federal Tax ID</u>	<u>Entity Name</u>	<u>Juris.</u>	<u>Federal Tax ID</u>
4C Medical Group, PLC	AZ	45-2402948	HealthCare Partners Affiliates Medical Group	CA	95-4526112
A.G. Dikengil, Inc.	NJ	22-3149900	HealthCare Partners ASC-HB, LLC	CA	26-4247365
AbleTo Behavioral Health Services of Michigan, P.C.	MI	85-4328419	HealthCare Partners Associates Medical Group, P.C.	CA	45-5273760
AbleTo Behavioral Health Services of New Jersey, P.C.	NJ	85-4306375	HealthCare Partners Medical Group, P.C.	CA	95-4340584
AbleTo Behavioral Health Services, P.C.	CT	47-5519672	Homecare Dimensions of Florida, Inc.	TX	81-0884465
AbleTo Licensed Clinical Social Worker Services, P.C.	CA	85-0739865	Homecare Dimensions, Inc.	TX	74-2758644
AppleCare Hospitalists Medical Group, Inc.	CA	14-1890491	IN Style OPTICAL, LLC	MA	27-3296953
AppleCare Medical ACO, LLC	CA	45-2852872	Inland Faculty Medical Group, Inc.	CA	33-0618077
AppleCare Medical Group St. Francis, Inc.	CA	33-0845269	Inspiris Medical Services of New Jersey, P.C.	NJ	45-2563134
AppleCare Medical Group, Inc.	CA	33-0898174	INSPIRIS of Michigan Medical Services, P.C.	MI	27-1561674
ArchWell Health Professional Services Holding Co.	DE	86-3278602	INSPIRIS of New York Medical Services, P.C.	NY	13-4168739
ArchWell Health Professional Services of Alabama, LLC	AL	86-3152173	INSPIRIS of Pennsylvania Medical Services, P.C.	PA	26-2895670
ArchWell Health Professional Services of Kansas, P.A.	KS	86-3241870	Landmark Connect of California, PC	CA	36-4886532
ArchWell Health Professional Services of North Carolina, P.C.	NC	86-3222071	Landmark Connect of Oregon, P.C.	OR	82-4121823
ArchWell Health Professional Services of Oklahoma, LLC	OK	86-3190019	Landmark Connect of Pennsylvania, PC	PA	82-4513634
ARTA Western California, Inc.	CA	33-0658815	Landmark Connect of Washington, P.C.	WA	82-4273042
Aspectus, Inc.	MA	04-3403101	Landmark Medical of Arkansas, P.A.	AR	85-0997438
Beaver Medical Group, P.C.	CA	33-0645967	Landmark Medical of California, PC	CA	47-4553619
Better Health Value Network, LLC	WA	47-4349079	Landmark Medical of Connecticut, PC	CT	83-2295301
Bexar Imaging Center, LLC	TX	22-3858211	Landmark Medical of Florida, P.A.	FL	85-0838149
California Spring Holdings, PC	CA	81-0681243	Landmark Medical of Idaho, PC	ID	--
CareMount Health Solutions ACO, LLC	NY	--	Landmark Medical of Kansas, P.A.	KS	82-4633545
CareMount Medical, P.C.	NY	13-3544120	Landmark Medical of Kentucky, PSC	KY	82-4881602
Centers for Family Medicine, GP	CA	33-0483510	Landmark Medical of Louisiana, a Professional Corporation	LA	82-4881732
Connect Medical, P.C.	NY	32-0551188	Landmark Medical of Massachusetts, PLLC	MA	81-5364097
David Moen, M.D. P.C.	NY	81-5101448	Landmark Medical of Michigan, P.C.	MI	86-3599871
David R. Ferrell, M.D., P.C.	NV	45-2380022	Landmark Medical of Mississippi, P.C.	MS	82-5084178
Day-OP Center Of Long Island Inc.	NY	11-2811353	Landmark Medical of Missouri, P.C.	MO	82-4857713
Durable Medical Equipment, Inc.	MA	04-3106404	Landmark Medical of New Hampshire, P.C.	NH	85-1174070
Empire Physicians' Medical Group, Inc.	CA	33-0181426	Landmark Medical of North Carolina, P.C.	NC	82-4256752
Everett Physicians, Inc. P.S.	WA	81-1625636	Landmark Medical of Ohio, Professional Corporation	OH	82-4864947
First Hill Surgery Center, LLC	WA	47-2066485	Landmark Medical of Oregon, PC	OR	47-2926188
Greater Phoenix Collaborative Care, P.C.	AZ	27-2337725	Landmark Medical of Pennsylvania, PC	PA	81-1605378

SCHEDULE Y – INFORMATION CONCERNING ACTIVITIES OF INSURER MEMBERS OF A HOLDING COMPANY GROUP

PART 1 – ORGANIZATIONAL CHART

Professionally Owned Entities

<u>Entity Name</u>	<u>Juris.</u>	<u>Federal Tax ID</u>	<u>Entity Name</u>	<u>Juris.</u>	<u>Federal Tax ID</u>
Landmark Medical of Rhode Island, PC	RI	84-2030065	MedExpress Urgent Care Arkansas, P.A.	AR	46-4348120
Landmark Medical of Texas, PA	TX	83-2296389	MedExpress Urgent Care California, P.C.	CA	82-0930142
Landmark Medical of Utah, PC	UT	84-2660339	MedExpress Urgent Care Connecticut, P.C.	CT	81-1956812
Landmark Medical of Virginia, P.C.	VA	85-0839774	MedExpress Urgent Care Idaho, P.C.	ID	82-1135336
Landmark Medical of Washington, PC	WA	47-3028655	MedExpress Urgent Care Illinois, P.C.	IL	47-4308814
Landmark Medical, P.C.	NY	47-1588943	MedExpress Urgent Care Iowa, P.C.	IA	81-5353472
Level2 Medical Services, P.A.	DE	84-5003916	MedExpress Urgent Care Kansas, P.A.	KS	47-1919283
Level2 Medical Services, P.A. New Jersey	NJ	87-2684015	MedExpress Urgent Care Minnesota P.C.	MN	81-1125396
Level2 Medical Services, P.C. Alaska	AK	87-2600511	MedExpress Urgent Care Missouri P.C.	MO	47-3132625
Level2 Medical Services, P.C. California	CA	84-5003916	MedExpress Urgent Care North Carolina, P.C.	NC	81-5138747
Level2 Medical Services, P.C. Utah	UT	87-0989804	MedExpress Urgent Care Oregon, P.C.	OR	82-1919436
March Vision Care Group, Incorporated	CA	95-4874334	MedExpress Urgent Care Rhode Island, P.C.	RI	81-5362765
March Vision Care IPA, Inc.	NY	27-3115058	MedExpress Urgent Care South Carolina, P.C.	SC	81-5380706
March Vision Care of Texas, Inc.	TX	45-4227915	MedExpress Urgent Care Texas, P.A.	TX	47-5147441
MAT-RX DEVELOPMENT, L.L.C.	TX	43-1967820	MedExpress Urgent Care Washington, P.C.	WA	82-2443118
Mat-Rx Fort Worth GP, L.L.C.	TX	35-2262695	MedExpress Urgent Care Wisconsin, S.C.	WI	81-4281678
ME Urgent Care Nebraska, Inc.	NB *	81-0936574	MedExpress Urgent Care, Inc. – West Virginia	WV	26-4546400
MedExpress Employed Services, Inc.	DE	81-1265129	MedExpress Urgent Care, P.C. – Georgia	GA	47-1804667
MedExpress Primary Care Arizona, P.C.	AZ	81-4550969	MedExpress Urgent Care, P.C. – Indiana	IN	90-0929572
MedExpress Primary Care Arkansas, P.A.	AR	84-4234388	MedExpress Urgent Care, P.C. – Maryland	MD	45-3461101
MedExpress Primary Care Kansas, P.A.	KS	81-4605885	MedExpress Urgent Care, P.C. – Massachusetts	MA	47-1857908
MedExpress Primary Care Maryland, P.C.	MD	82-3384324	MedExpress Urgent Care, P.C. – Michigan	MI	46-4793937
MedExpress Primary Care Massachusetts, P.C.	MA	82-1096099	MedExpress Urgent Care, P.C. – Oklahoma	OK	47-1824365
MedExpress Primary Care Minnesota P.C.	MN	81-4396738	MedExpress Urgent Care, P.C. – Pennsylvania	PA	26-3750502
MedExpress Primary Care Oklahoma, P.C.	OK	83-1077265	MedExpress Urgent Care, P.C. – Tennessee	TN	45-4973138
MedExpress Primary Care South Carolina, P.C.	SC	83-0764858	MedExpress Urgent Care, P.C. – Virginia	VA	45-3123110
MedExpress Primary Care Texas, P.A.	TX	84-2500750	MedExpress Urgent Care, P.S.C. - Kentucky	KY	83-1565124
MedExpress Primary Care Virginia, P.C.	VA	82-3395792	MedExpress, Inc. – Delaware	DE	45-5436856
MedExpress Primary Care West Virginia, Inc.	WV	82-4401181	Memorial Healthcare IPA, GP	CA	95-4688463
MedExpress Primary Care Wisconsin, S.C.	WI	81-4563448	MH Physician Three Holdco, a Medical Corporation	CA	27-4691544
MedExpress Urgent Care – New Jersey, P.C.	NJ	45-5388778	MHCH, Inc.	CA	80-0507474
MedExpress Urgent Care - Northern New Jersey PC	NJ	83-2089623	MHIPA Physician Two Holdco, a Medical Corporation	CA	27-4691508
MedExpress Urgent Care Arizona, P.C.	AZ	81-4030280	Mobile Medical Services of New Jersey, PC	NJ	81-2977678

SCHEDULE Y – INFORMATION CONCERNING ACTIVITIES OF INSURER MEMBERS OF A HOLDING COMPANY GROUP**PART 1 – ORGANIZATIONAL CHART**

Professionally Owned Entities

<u>Entity Name</u>	<u>Juris.</u>	<u>Federal Tax ID</u>	<u>Entity Name</u>	<u>Juris.</u>	<u>Federal Tax ID</u>
Mobile Medical Services, P.C.	NY	30-0445773	ProHealth Physicians, P.C.	CT	06-1469068
Moen, M.D., P.C.	CA	85-3287029	ProHEALTH Urgent Care Medicine of New Jersey LLP	NJ	47-5661535
Monarch Health Plan, Inc.	CA	22-3935634	ProHEALTH Urgent Care Medicine, PLLC	NY	46-1883579
Monarch HealthCare, A Medical Group, Inc.	CA	33-0587660	Prospero Health Partners Florida, Inc.	FL	85-0775386
Monika Roots, M.D., P.C.	CA	84-4887072	Prospero Health Partners New York, P.C.	NY	82-2400620
Mosaic Management Services, Inc.	CA	20-5892451	Prospero Health Partners North Carolina, P.C.	NC	84-4569314
NAMM Medical Group Holdings, Inc.	CA	56-2627070	Prospero Health Partners, P.C.	MN	84-3234753
NAMM MGH, Inc.	CA	61-1627269	Prospero Medical Services New Jersey, P.C.	NJ	84-3844362
naviHealth Coordinated Care SC, P.C.	MI	85-0975337	Prospero Medical Services, P.A.	FL	87-2406404
naviHealth Michigan HBPC, P.C.	MI	84-3469040	Psychiatry Services of New York, P.C.	NY	85-0921665
New York Licensed Clinical Social Work, P.C.	NY	86-3891057	Redlands Family Practice Medical Group, Inc.	CA	56-2627067
Nifty After Fifty/Monarch, LLC	CA	26-2995765	Reliant Medical Group The Endoscopy Center, LLC	MA	20-5251393
Northwest Medical Group Alliance, LLC	WA	91-1699944	Reliant Medical Group, Inc.	MA	04-2472266
NPN IPA Washington, PLLC	WA	61-1855159	Riverside Community Healthplan Medical Group, Inc.	CA	33-0055097
OHR Physician Group, P.C.	OR	93-0979031	Riverside Electronic Healthcare Resources, Inc.	CA	20-3420379
Optum Clinic, P.A.	TX	75-2778455	Riverside Pediatric Group, P.C.	NJ	22-3624559
Optum Medical Services of California, P.C.	CA	30-0826311	Robert B. McBeath, M.D. II, P.C.	NV	86-0857176
Optum Medical Services of Colorado, P.C.	CO	45-5424191	Robert B. McBeath, M.D. III, P.C.	NV	46-2662506
Optum Medical Services, P.C.	NC	45-3866363	Robert B. McBeath, M.D., Professional Corporation	NV	88-0310956
OptumCare Portland, LLC	OR	93-1306308	San Bernardino Medical Group, Inc.	CA	--
Oregon Healthcare Resources, LLC	OR	27-3674492	Sanvello Behavioral Health Services of Michigan, P.C.	DE	85-1941832
Physician Partners Medical Group, Inc.	CA	30-0516435	Sanvello Behavioral Health Services of New Jersey, P.C.	NJ	85-0666386
Physicians Care Network, L.L.C.	WA	91-1822767	Sanvello Behavioral Health Services of North Carolina, P.C.	NC	85-1959641
Polyclinic Holdings, P.C.	WA	83-3042027	Sanvello Behavioral Health Services of Texas, P.A.	TX	84-3152209
Polyclinic Management Services Company, LLC	WA	46-0508606	Sanvello Behavioral Health Services, P.A.	DE	84-1754732
Primary Care Associated Medical Group, Inc.	CA	33-0527335	Southern California Medical Practice Concepts, LLC	CA	30-0743767
Prime Community Care, Inc.	CA	30-0516440	Surgical Eye Experts, LLC	MA	65-1321064
PrimeCare Medical Group of Chino Valley, Inc.	CA	33-0645768	Talbert Medical Group, P.C.	CA	93-1172065
ProHEALTH Accountable Care Medical Group, PLLC	NY	45-4469117	TeamMD Physicians, P.C.	IA	42-1446216
ProHEALTH Ambulatory Surgery Center, Inc.	NY	11-3447394	The Everett Clinic, PLLC	WA	91-0214500
ProHEALTH Care Associates of New Jersey LLP	NJ	47-5656253	The Polyclinic, PLLC	WA	91-0369070
ProHEALTH Care Associates, L.L.P.	NY	11-3355604	USMD Diagnostic Services, LLC	TX	27-2803133
ProHEALTH Medical NY, P.C.	NY	47-1388406	USMD Hospital at Arlington, L.P.	TX	73-1662763

SCHEDULE Y – INFORMATION CONCERNING ACTIVITIES OF INSURER MEMBERS OF A HOLDING COMPANY GROUP

PART 1 – ORGANIZATIONAL CHART

Professionally Owned Entities

Entity Name	Juris.	Federal Tax ID
USMD Hospital at Fort Worth, L.P.	TX	20-3571243
USMD of Arlington GP, L.L.C.	TX	73-1662757
Vitucci, LCSW, P.C.	IL	85-1453387
Waypoint Minnesota PC	MN	46-2854394
WellMed Florida Medicare ACO, LLC	TX	84-2233329
WellMed Greater Texas Medicare ACO, LLC	TX	84-2178104
WellMed Medical Group, P.A.	TX	74-2574229
WellMed Network of Florida, Inc.	TX	35-2314192
WellMed Networks - DFW, Inc.	TX	41-2250215
WellMed Networks, Inc.	TX	74-2889447
WellMed of Las Cruces, Inc.	TX	92-0183013
WellMed Tampa/Orlando Medicare ACO, LLC	TX	84-2193803
WellMed Texas Medicare ACO, LLC	TX	84-2219988
WND Medical, PLLC	TX	45-2158334
XLHome Michigan, P.C.	MI	46-3537245
XLHome Northeast, P.C.	NJ	45-5530241
XLHome Oklahoma, Inc.	OK	46-2931689
XLHome, P.C.	MD	27-3543997

SCHEDULE Y – INFORMATION CONCERNING ACTIVITIES OF INSURER MEMBERS OF A HOLDING COMPANY GROUP

PART 1 – ORGANIZATIONAL CHART

Organizational Chart Footnotes

- (1) Entity is owned in full or in part by a UnitedHealth Group Incorporated friendly physician.
- (2) Control of the Foundation is based on sole membership, not the ownership of voting securities.
- (3) The remaining percentage is owned either by a non-affiliated entity, outside investor(s), former company officer(s), or third party shareholder(s).
- (4) The minority percentage is owned by one or more affiliated UnitedHealth Group Incorporated subsidiaries. Voting rights do vary.
- (5) No information of the other shareholder(s) has been provided
- (6) General partnership interests are held by United HealthCare Services, Inc. (89.77%) and by UnitedHealthcare, Inc. (10.23%). United HealthCare Services, Inc. also holds 100% of the limited partnership interests. When combining general and limited partner interests, United HealthCare Services, Inc. owns 94.18% and UnitedHealthcare, Inc. owns 5.83%.
- (7) Branch offices in Iraq and Uganda.
- (8) H&W Indemnity (SPC), Ltd. is an exempted segregated portfolio company organized under the laws of the Cayman Islands and holds a Cayman insurance license.
- (9) Registered as a foreign shareholder in Brazil.
- (10) Registered in Nova Scotia and Newfoundland & Labrador.
- (11) Polar II Fundo de Investimento em Participações is a Brazilian private equity investment fund incorporated in the form of a closed-end condominium.
- (12) Branch office located in the United States.
- (13) Entity has a representative office in Beijing, China.
- (14) Registered in the Dubai Silicon Oasis free zone.
- (15) Registered branches in Australia and the UK.
- (16) Registered in the Dubai Healthcare City free zone.
- (17) Entity is not directly owned by the parent. However, the parent does have a viable economic interest as well as control over the entity through contractual agreements.
- (18) Entity has a branch office in the United Kingdom.

STATEMENT AS OF SEPTEMBER 30, 2021 OF THE UnitedHealthcare of Wisconsin, Inc.

SCHEDULE Y
PART 1A - DETAIL OF INSURANCE HOLDING COMPANY SYSTEM

1	2	3	4	5	6	7	8	9	10	11	12	13	14	15	16
Group Code	Group Name	NAIC Company Code	ID Number	Federal RSSD	CIK	Name of Securities Exchange if Publicly Traded (U.S. or International)	Names of Parent, Subsidiaries Or Affiliates	Domiciliary Location	Relationship to Reporting Entity	Directly Controlled by (Name of Entity/Person)	Type of Control (Ownership, Board, Management, Attorney-in-Fact, Influence, Other)	If Control is Ownership Provide Percentage	Ultimate Controlling Entity(ies)/Person(s)	Is an SCA Filing Required? (Y/N)	*
		.00000	98-1308130				1070715 B.C. Unlimited Liability Company	.CAN	NIA	OptumRx Group Holdings, Inc.	Ownership	100.000	UnitedHealth Group Incorporated	.N	
		.00000	20-2904092				1st Avenue Pharmacy, Inc.	.WA	NIA	Genoa Healthcare LLC	Ownership	100.000	UnitedHealth Group Incorporated	.N	
		.00000	27-2624551				310 Canyon Medical, LLC	.CA	NIA	Monarch Management Services, Inc.	Ownership	100.000	UnitedHealth Group Incorporated	.N	
		.00000	45-2402948				4C Medical Group, PLC	.AZ	NIA	Greater Phoenix Collaborative Care, P.C.	Ownership	100.000	UnitedHealth Group Incorporated	.N	1
		.00000	84-1900997				4C MSO LLC	.DE	NIA	Collaborative Care Holdings, LLC	Ownership	70.000	UnitedHealth Group Incorporated	.N	
		.00000	35-2607738				5995 Minnetonka, LLC	.DE	NIA	UnitedHealthcare Insurance Company	Ownership	100.000	UnitedHealth Group Incorporated	.N	
		.00000	22-3149900				A.G. Dikengil, Inc.	.NJ	NIA	Riverside Pediatric Group, P.C.	Ownership	100.000	UnitedHealth Group Incorporated	.N	1
		.00000	27-0515438				ABCO International Holdings, LLC	.DE	NIA	The Advisory Board Company	Ownership	100.000	UnitedHealth Group Incorporated	.N	
		.00000	85-4328419				AbleTo Behavioral Health Services of Michigan, P.C.	.MI	NIA	Physician(s) Owned	Influence	0.000	UnitedHealth Group Incorporated	.N	1
		.00000	85-4306375				AbleTo Behavioral Health Services of New Jersey, P.C.	.NJ	NIA	Physician(s) Owned	Influence	0.000	UnitedHealth Group Incorporated	.N	1
		.00000	47-5519672				AbleTo Behavioral Health Services, P.C. AbleTo Licensed Clinical Social Worker Services, P.C.	.CT	NIA	Physician(s) Owned	Influence	0.000	UnitedHealth Group Incorporated	.N	1
		.00000	85-0739865				AbleTo, Inc.	.CA	NIA	Physician(s) Owned	Influence	0.000	UnitedHealth Group Incorporated	.N	1
		.00000	46-2468224				Accurate Advantage, LLC	.DE	NIA	Avery Parent Holdings, Inc.	Ownership	100.000	UnitedHealth Group Incorporated	.N	
		.00000	81-4328859				Accurate Rx Pharmacy Consulting, LLC	.MO	NIA	Accurate Rx Pharmacy Consulting, LLC	Ownership	100.000	UnitedHealth Group Incorporated	.N	
		.00000	26-3329157				ACN Group IPA of New York, Inc.	.MO	NIA	Diplomat Pharmacy, Inc.	Ownership	100.000	UnitedHealth Group Incorporated	.N	
		.00000	41-1913523				ACN Group of California, Inc.	.NY	NIA	OptumHealth Care Solutions, LLC	Ownership	100.000	UnitedHealth Group Incorporated	.N	
		.00000	27-0015861				Administradora Clínica La Colina S.A.S.	.CA	IA	OptumHealth Care Solutions, LLC	Ownership	100.000	UnitedHealth Group Incorporated	.N	
		.00000	98-1446128				Administradora Clínica La Colina S.A.S.	.COL	NIA	Banmedica Internacional SpA	Ownership	50.000	UnitedHealth Group Incorporated	.N	
		.00000	98-1446128				Administradora Country S.A.S.	.COL	NIA	CDC Holdings Colombia S.A.S.	Ownership	50.000	UnitedHealth Group Incorporated	.N	
		.00000	98-1446125				Administradora Country S.A.S.	.COL	NIA	CDC Holdings Colombia S.A.S.	Ownership	50.000	UnitedHealth Group Incorporated	.N	
		.00000	98-1446125				Administradora Médica Centromed S.A.	.COL	NIA	Banmedica Internacional SpA	Ownership	50.000	UnitedHealth Group Incorporated	.N	
		.00000	98-1451601				Advanced Surgery Center of Clifton, LLC	.CHL	NIA	Vida Integra S.p.A.	Ownership	76.750	UnitedHealth Group Incorporated	.N	
		.00000	20-1310827				Advanced Surgical Center, LLC	.NJ	NIA	SCA Clifton, LLC	Ownership	64.100	UnitedHealth Group Incorporated	.N	
		.00000	47-5144859				Advanced Surgical Hospital, LLC	.TX	NIA	SCA Duncanville Holdings, LLC	Ownership	51.000	UnitedHealth Group Incorporated	.N	
		.00000	26-4093335				Advocacy, LLC	.PA	NIA	SCA Southwestern PA, LLC	Ownership	50.452	UnitedHealth Group Incorporated	.N	
		.00000	85-2984578				Advocate Condell Ambulatory Surgery Center, LLC	.DE	NIA	Golden Rule Financial Corporation	Ownership	100.000	UnitedHealth Group Incorporated	.N	
		.00000	47-5337115				Advocate-SCA Partners, LLC	.IL	NIA	Advocate-SCA Partners, LLC	Ownership	51.000	UnitedHealth Group Incorporated	.N	
		.00000	47-4012497				Affinity Biotech, Inc.	.DE	NIA	SCA-Illinois, LLC	Ownership	51.000	UnitedHealth Group Incorporated	.N	
		.00000	26-1777941				AHN Accountable Care Organization, LLC	.TX	NIA	Diplomat Pharmacy, Inc.	Ownership	100.000	UnitedHealth Group Incorporated	.N	
		.00000	45-4171713				AHN Central Services, LLC	.IN	NIA	American Health Network of Indiana, LLC	Ownership	100.000	UnitedHealth Group Incorporated	.N	
		.00000	35-2109566				AHN Target Holdings, LLC	.IN	NIA	AHN Target Holdings, LLC	Ownership	100.000	UnitedHealth Group Incorporated	.N	
		.00000	35-2582899				Alliansalud Entidad Promotora de Salud S.A.	.DE	NIA	Collaborative Care Holdings, LLC	Ownership	80.100	UnitedHealth Group Incorporated	.N	
		.00000	98-1447435				Alliansalud Entidad Promotora de Salud S.A.	.COL	NIA	Constructora Inmobiliaria Magapoq S.A.	Ownership	1.000	UnitedHealth Group Incorporated	.N	
.0707	UnitedHealth Group Incorporated	.82406	98-1447435				All Savers Insurance Company	.COL	NIA	Banmedica S.A.	Ownership	76.290	UnitedHealth Group Incorporated	.N	
		.73130	35-1744596				All Savers Life Insurance Company of California	.IN	IA	Golden Rule Financial Corporation	Ownership	100.000	UnitedHealth Group Incorporated	.N	
		.00000	27-1367127				Alliance Surgical Center, LLC	.CA	IA	Golden Rule Financial Corporation	Ownership	100.000	UnitedHealth Group Incorporated	.N	
		.00000	27-1367127				Alliance Surgical Center, LLC	.FL	NIA	Endoscopy Center Affiliates, Inc.	Ownership	3.500	UnitedHealth Group Incorporated	.N	
		.00000	87-1746250				Allina Health Surgery Center - Brooklyn Park, LLC	.FL	NIA	SCA-Alliance, LLC	Ownership	51.000	UnitedHealth Group Incorporated	.N	
		.00000	63-1231942				Aloha Surgical Center, LLC	.MN	NIA	WestHealth JV Holdings, LLC	Ownership	100.000	UnitedHealth Group Incorporated	.N	2
		.00000	65-1095227				Ambient Healthcare, Inc.	.TN	NIA	Surgery Center of Maui, LLC	Ownership	66.000	UnitedHealth Group Incorporated	.N	
		.00000	45-2161438				American Health Network of Indiana Care Organization, LLC	.FL	NIA	Ambient Holdings, Inc.	Ownership	100.000	UnitedHealth Group Incorporated	.N	
		.00000	45-4770582				American Health Network of Indiana II, LLC	.DE	NIA	Optum Infusion Services 500, Inc.	Ownership	100.000	UnitedHealth Group Incorporated	.N	
.0707	UnitedHealth Group Incorporated	.52623	35-2108729				American Health Network of Kentucky, LLC	.IN	IA	AHN Target Holdings, LLC	Ownership	100.000	UnitedHealth Group Incorporated	.N	
		.00000	85-2849994					.IN	IA	AHN Target Holdings, LLC	Ownership	100.000	UnitedHealth Group Incorporated	.N	
		.00000	85-2849994					.KY	NIA	AHN Target Holdings, LLC	Ownership	100.000	UnitedHealth Group Incorporated	.N	

STATEMENT AS OF SEPTEMBER 30, 2021 OF THE UnitedHealthcare of Wisconsin, Inc.

SCHEDULE Y
PART 1A - DETAIL OF INSURANCE HOLDING COMPANY SYSTEM

1	2	3	4	5	6	7	8	9	10	11	12	13	14	15	16
Group Code	Group Name	NAIC Company Code	ID Number	Federal RSSD	CIK	Name of Securities Exchange if Publicly Traded (U.S. or International)	Names of Parent, Subsidiaries Or Affiliates	Domi-ciliary Location	Relation-ship to Reporting Entity	Directly Controlled by (Name of Entity/Person)	Type of Control (Ownership, Board, Management, Attorney-in-Fact, Influence, Other)	If Control is Ownership Provide Percentage	Ultimate Controlling Entity(ies)/Person(s)	Is an SCA Filing Re-quired? (Y/N)	*
		.00000	45-4132160				American Health Network of Ohio Care Organization, LLC	OH	NIA	AHN Target Holdings, LLC	Ownership	100.000	UnitedHealth Group Incorporated	N	
		.00000	31-1424956				American Health Network of Ohio II, LLC	OH	NIA	AHN Target Holdings, LLC	Ownership	100.000	UnitedHealth Group Incorporated	N	
		.00000	31-1424957				American Health Network of Ohio, LLC	OH	NIA	AHN Target Holdings, LLC	Ownership	100.000	UnitedHealth Group Incorporated	N	
		.00000	04-3041221				American Homecare Federation, Inc.	CT	NIA	Diplomat Pharmacy, Inc.	Ownership	100.000	UnitedHealth Group Incorporated	N	
		.00000	54-1743136				AmeriChoice Corporation	DE	NIA	UnitedHealth Group Incorporated	Ownership	100.000	UnitedHealth Group Incorporated	N	
.0707	UnitedHealth Group Incorporated	95497	22-3368602				AmeriChoice of New Jersey, Inc.	NJ	IA	AmeriChoice Corporation	Ownership	100.000	UnitedHealth Group Incorporated	N	
		.00000	98-1108620				Amico Saúde Ltda.	BRA	NIA	Santa Helena Assistência Médica S.A.	Ownership	99.152	UnitedHealth Group Incorporated	N	
		.00000	98-1108620				Amico Saúde Ltda.	BRA	NIA	Cemed Care – Empresa de Atendimento Clínico Geral Ltda.	Ownership	0.848	UnitedHealth Group Incorporated	N	
		.00000					Amil Assistência Médica Internacional S.A.	BRA	NIA	Polar II Fundo de Investimento em Participações Multiestratégia	Ownership	92.401	UnitedHealth Group Incorporated	N	
		.00000					Amil Assistência Médica Internacional S.A.	BRA	NIA	UHG Brasil Participações S.A.	Ownership	7.599	UnitedHealth Group Incorporated	N	
		.00000	98-1138212				AMIL International S.á.r.l.	LUX	NIA	Amil Assistência Médica Internacional S.A.	Ownership	100.000	UnitedHealth Group Incorporated	N	
		.00000	98-1454564				Análisis Clínicos ML S.A.C.	PER	NIA	Pacifico S.A. Entidad Prestadora de Salud	Ownership	100.000	UnitedHealth Group Incorporated	N	
		.00000	82-5124069				Anne Arundel-SCA Holdings, LLC	MD	NIA	SCA-Anne Arundel, LLC	Ownership	33.340	UnitedHealth Group Incorporated	N	2
		.00000	82-4763728				Anne Arundel-SCA Surgicenter, LLC	MD	NIA	Anne Arundel-SCA Holdings, LLC	Ownership	66.760	UnitedHealth Group Incorporated	N	2
		.00000	36-4210293				Antelope Valley Surgery Center, L.P.	CA	NIA	NSC Lancaster, LLC	Ownership	90.494	UnitedHealth Group Incorporated	N	
		.00000	26-3913051				Apothecary Holdings, Inc.	DE	NIA	OptumRx Holdings, LLC	Ownership	100.000	UnitedHealth Group Incorporated	N	
		.00000	14-1890491				AppleCare Hospitalists Medical Group, Inc.	CA	NIA	Physician(s) Owned	Influence	0.000	UnitedHealth Group Incorporated	N	1
		.00000	45-2852872				AppleCare Medical ACO, LLC	CA	NIA	AppleCare Medical Group, Inc.	Ownership	100.000	UnitedHealth Group Incorporated	N	1
		.00000	33-0845269				AppleCare Medical Group St. Francis, Inc.	CA	NIA	Physician(s) Owned	Influence	0.000	UnitedHealth Group Incorporated	N	1
		.00000	33-0898174				AppleCare Medical Group, Inc.	CA	NIA	Physician(s) Owned	Influence	0.000	UnitedHealth Group Incorporated	N	1
		.00000	27-2068687				AppleCare Medical Management, LLC	DE	NIA	Collaborative Care Holdings, LLC	Ownership	100.000	UnitedHealth Group Incorporated	N	
		.00000					APS – Assistência Personalizada à Saúde Ltda.	BRA	NIA	Amil Assistência Médica Internacional S.A.	Ownership	0.000	UnitedHealth Group Incorporated	N	
		.00000					APS – Assistência Personalizada à Saúde Ltda.	BRA	NIA	Amil Assistência Médica Internacional S.A.	Ownership	0.000	UnitedHealth Group Incorporated	N	
		.00000	98-1399975				Aquitania Chilean Holding SpA	CHL	NIA	Santa Helena Assistência Médica S.A.	Ownership	100.000	UnitedHealth Group Incorporated	N	
		.00000					Arcadia JV Holdings, LLC	DE	NIA	Bordeaux UK Holdings II Limited	Ownership	100.000	UnitedHealth Group Incorporated	N	
		.00000	75-2285078				Arcadia Outpatient Surgery Center, L.P.	CA	NIA	Surgicenters of Southern California, Inc.	Ownership	51.000	UnitedHealth Group Incorporated	N	
		.00000	86-3124559				ArchWell Health MSO, LLC	DE	NIA	Surgicenters of Southern California, Inc.	Ownership	24.500	UnitedHealth Group Incorporated	N	2
		.00000	86-3278602				ArchWell Health Professional Services Holding Co.	DE	NIA	ArchWell Health, LLC	Ownership	100.000	UnitedHealth Group Incorporated	N	
		.00000	86-3152173				ArchWell Health Professional Services of Alabama, LLC	AL	NIA	Physician(s) Owned	Influence	0.000	UnitedHealth Group Incorporated	N	1
		.00000	86-3241870				ArchWell Health Professional Services of Kansas, P.A.	KS	NIA	ArchWell Health Professional Services Holding Co.	Ownership	100.000	UnitedHealth Group Incorporated	N	1
		.00000	86-3222071				ArchWell Health Professional Services of North Carolina, P.C.	NC	NIA	Physician(s) Owned	Influence	0.000	UnitedHealth Group Incorporated	N	1
		.00000	86-3190019				ArchWell Health Professional Services of Oklahoma, LLC	OK	NIA	ArchWell Health Professional Services Holding Co.	Ownership	100.000	UnitedHealth Group Incorporated	N	1
		.00000	85-0496329				ArchWell Health, LLC	DE	NIA	Triple Aim Partners, LLC	Ownership	99.600	UnitedHealth Group Incorporated	N	
		.00000	46-4843100				Arise Physician Group	TX	NIA	SCA Austin Holdings, LLC	Ownership	100.000	UnitedHealth Group Incorporated	N	
		.00000	86-0813232				Arizona Physicians IPA, Inc.	AZ	IA	UnitedHealthcare, Inc.	Ownership	100.000	UnitedHealth Group Incorporated	N	
		.00000	75-2055800				Arlington Surgery Center, LLC	TX	NIA	Surgical Care Affiliates, LLC	Influence	0.000	UnitedHealth Group Incorporated	N	
		.00000	33-0658815				ARTA Western California, Inc.	CA	NIA	Physician(s) Owned	Influence	0.000	UnitedHealth Group Incorporated	N	1
		.00000	46-3907136				ASC Holdings of New Jersey, LLC	NJ	NIA	SC Affiliates, LLC	Ownership	100.000	UnitedHealth Group Incorporated	N	
		.00000	95-4348431				ASC Network, LLC	DE	NIA	Surgical Care Affiliates, LLC	Ownership	100.000	UnitedHealth Group Incorporated	N	
		.00000	04-3403101				Aspectus, Inc.	MA	NIA	Reliant Medical Group, Inc.	Ownership	100.000	UnitedHealth Group Incorporated	N	1
		.00000					Associação Lusíadas Knowledge Center – Health Education and Research	PRT	NIA	Lusíadas, SGPS, S.A.	Ownership	25.000	UnitedHealth Group Incorporated	N	

STATEMENT AS OF SEPTEMBER 30, 2021 OF THE UnitedHealthcare of Wisconsin, Inc.

SCHEDULE Y
PART 1A - DETAIL OF INSURANCE HOLDING COMPANY SYSTEM

1	2	3	4	5	6	7	8	9	10	11	12	13	14	15	16
Group Code	Group Name	NAIC Company Code	ID Number	Federal RSSD	CIK	Name of Securities Exchange if Publicly Traded (U.S. or International)	Names of Parent, Subsidiaries Or Affiliates	Domiciliary Location	Relationship to Reporting Entity	Directly Controlled by (Name of Entity/Person)	Type of Control (Ownership, Board, Management, Attorney-in-Fact, Influence, Other)	If Control is Ownership Provide Percentage	Ultimate Controlling Entity(ies)/Person(s)	Is an SCA Filing Required? (Y/N)	*
		.00000					Associação Lusíadas Knowledge Center – Health Education and Research	.PRT	NIA	CLISA – Clínica de Santo António, S.A.	Ownership	25.000	UnitedHealth Group Incorporated	N	
		.00000					Associação Lusíadas Knowledge Center – Health Education and Research	.PRT	NIA	Lusíadas, S.A.	Ownership	25.000	UnitedHealth Group Incorporated	N	
		.00000					Associação Lusíadas Knowledge Center – Health Education and Research	.PRT	NIA	Clínica Médico Cirúrgica de Santa Tecla, S.A.	Ownership	25.000	UnitedHealth Group Incorporated	N	
		.00000	87-1477698				ASV-HOPCo-SCA Cornerstone, LLC	.FL	NIA	PPH Holdings, LLC	Ownership	100.000	UnitedHealth Group Incorporated	N	
		.00000	20-1966545				At-Home IV Infusion Professional, Inc.	.MD	NIA	Diplomat Pharmacy, Inc.	Ownership	100.000	UnitedHealth Group Incorporated	N	
		.00000	47-0990056				Audax Health Solutions, LLC	.DE	NIA	Rally Health, Inc.	Ownership	100.000	UnitedHealth Group Incorporated	N	
		.00000	87-1746405				Aventura Medical Tower Surgery Center, LLC	.FL	NIA	SC Affiliates, LLC	Ownership	100.000	UnitedHealth Group Incorporated	N	
		.00000	84-5191428				Avery Parent Holdings, Inc.	.DE	NIA	OptumHealth Holdings, LLC	Ownership	91.265	UnitedHealth Group Incorporated	N	
		.00000	20-4057813				Aveta Inc.	.DE	NIA	Collaborative Care Holdings, LLC	Ownership	100.000	UnitedHealth Group Incorporated	N	
		.00000	30-0842394				AxelaCare Intermediate Holdings, LLC	.DE	NIA	OptumRx, Inc.	Ownership	100.000	UnitedHealth Group Incorporated	N	
		.00000	61-1708598				AxelaCare, LLC	.DE	NIA	AxelaCare Intermediate Holdings, LLC	Ownership	100.000	UnitedHealth Group Incorporated	N	
		.00000	72-1097827				B.R.A.S.S. Partnership in Commendam	.LA	NIA	Surgery Center Holding, LLC	Ownership	61.190	UnitedHealth Group Incorporated	N	
		.00000	98-1462787				Banmedica Colombia S.A.S.	.COL	NIA	Banmedica Internacional SpA	Ownership	100.000	UnitedHealth Group Incorporated	N	
		.00000	98-1444151				Banmedica Internacional SpA	.CHL	NIA	Saden S.A.	Ownership	1.000	UnitedHealth Group Incorporated	N	
		.00000	98-1444151				Banmedica Internacional SpA	.CHL	NIA	Banmedica S.A.	Ownership	99.000	UnitedHealth Group Incorporated	N	
		.00000	98-1444127				Banmedica S.A.	.CHL	NIA	Bordeaux Holding SpA	Ownership	99.390	UnitedHealth Group Incorporated	N	
		.00000	47-2083076				Beach Surgical Holdings II, LLC	.CA	NIA	SCA Surgicare of Laguna Hills, LLC	Ownership	49.000	UnitedHealth Group Incorporated	N	2
		.00000	47-4504390				Beach Surgical Holdings III, LLC	.CA	NIA	Surgicare of La Veta, Inc.	Ownership	61.730	UnitedHealth Group Incorporated	N	
		.00000	37-1708521				Beach Surgical Holdings LLC	.CA	NIA	SCA Surgicare of Laguna Hills, LLC	Ownership	49.000	UnitedHealth Group Incorporated	N	2
		.00000	33-0645967				Beaver Medical Group, P.C.	.CA	NIA	MH Physician Three Holdco, a Medical Corporation	Ownership	100.000	UnitedHealth Group Incorporated	N	1
		.00000	88-0267857				Behavioral Healthcare Options, Inc.	.NV	NIA	Sierra Health Services, Inc.	Ownership	100.000	UnitedHealth Group Incorporated	N	
		.00000	42-1485537				Benefit Administration for the Self Employed, L.L.C.	.IA	NIA	HealthMarkets, LLC	Ownership	100.000	UnitedHealth Group Incorporated	N	
		.00000	46-1134506				Benefitter Insurance Solutions, Inc.	.DE	NIA	HealthMarkets Insurance Agency, Inc.	Ownership	100.000	UnitedHealth Group Incorporated	N	
		.00000	47-4349079				Better Health Value Network, LLC	.WA	NIA	Physician(s) Owned	Influence	0.000	UnitedHealth Group Incorporated	N	1
		.00000	22-3858211				Bexar Imaging Center, LLC	.TX	NIA	WellMed Networks, Inc.	Ownership	100.000	UnitedHealth Group Incorporated	N	1
		.00000					Bind LH Holdings, Inc.	.DE	NIA	United HealthCare Services, Inc.	Ownership	100.000	UnitedHealth Group Incorporated	N	
		.00000					Bind Re, Inc.	.AZ	NIA	Bind Benefits, Inc.	Ownership	100.000	UnitedHealth Group Incorporated	N	
		.00000	63-0984076				Birmingham Outpatient Surgery Center, Ltd.	.AL	NIA	Birmingham Outpatient Surgical Center, LLC	Ownership	30.250	UnitedHealth Group Incorporated	N	2
		.00000	63-0847380				Birmingham Outpatient Surgical Center, LLC	.DE	NIA	Surgery Center Holding, LLC	Ownership	100.000	UnitedHealth Group Incorporated	N	
		.00000	47-4758895				Bloomfield ASC, LLC	.CT	NIA	SCA Bloomfield Holdings, LLC	Ownership	49.000	UnitedHealth Group Incorporated	N	2
		.00000	62-1530122				Blue Ridge Day Surgery Center, L.P.	.TN	NIA	Blue Ridge GP, LLC	Ownership	38.174	UnitedHealth Group Incorporated	N	2
		.00000	27-2241593				Blue Ridge GP, LLC	.NC	NIA	SCA-Blue Ridge, LLC	Ownership	100.000	UnitedHealth Group Incorporated	N	
		.00000	37-1945431				Blue Ridge Properties, LLC	.DE	NIA	Blue Ridge GP, LLC	Ownership	38.208	UnitedHealth Group Incorporated	N	2
		.00000	65-0241934				Boca Raton Outpatient Surgery & Laser Center, LTD.	.FL	NIA	Surgery Center of Boca Raton, Inc.	Ownership	30.000	UnitedHealth Group Incorporated	N	2
		.00000	98-1396690				Bordeaux (Barbados) Holdings I, SRL	.BRB	NIA	FrontierMEDEX US, Inc.	Ownership	100.000	UnitedHealth Group Incorporated	N	
		.00000	98-1396559				Bordeaux (Barbados) Holdings II, SRL	.BRB	NIA	Bordeaux (Barbados) Holdings I, SRL	Ownership	100.000	UnitedHealth Group Incorporated	N	
		.00000	98-1403634				Bordeaux (Barbados) Holdings III, S.r.l.	.BRB	NIA	UHG Holdings UK IV Limited	Ownership	100.000	UnitedHealth Group Incorporated	N	
		.00000	98-1398490				Bordeaux Holding SpA	.CHL	NIA	Aquitania Chilean Holding SpA	Ownership	100.000	UnitedHealth Group Incorporated	N	
		.00000	82-3147824				Bordeaux International Holdings, Inc.	.DE	NIA	UnitedHealth Group Incorporated	Ownership	100.000	UnitedHealth Group Incorporated	N	
		.00000	98-1390574				Bordeaux UK Holdings I Limited	.GBR	NIA	FrontierMEDEX US, Inc.	Ownership	96.705	UnitedHealth Group Incorporated	N	
		.00000	98-1390574				Bordeaux UK Holdings I Limited	.GBR	NIA	Bordeaux International Holdings, Inc.	Ownership	3.295	UnitedHealth Group Incorporated	N	
		.00000	98-1391914				Bordeaux UK Holdings II Limited	.GBR	NIA	Bordeaux UK Holdings I Limited	Ownership	100.000	UnitedHealth Group Incorporated	N	
		.00000	98-1389224				Bordeaux UK Holdings III Limited	.GBR	NIA	Bordeaux UK Holdings II Limited	Ownership	100.000	UnitedHealth Group Incorporated	N	
		.00000	98-1112673				Bosque Medical Center Ltda.	.BRA	NIA	Amil Assistência Médica Internacional S.A.	Ownership	83.089	UnitedHealth Group Incorporated	N	
		.00000	98-1112673				Bosque Medical Center Ltda.	.BRA	NIA	Esho – Empresa de Serviços Hospitalares S.A.	Ownership	16.911	UnitedHealth Group Incorporated	N	

STATEMENT AS OF SEPTEMBER 30, 2021 OF THE UnitedHealthcare of Wisconsin, Inc.

SCHEDULE Y
PART 1A - DETAIL OF INSURANCE HOLDING COMPANY SYSTEM

1	2	3	4	5	6	7	8	9	10	11	12	13	14	15	16
Group Code	Group Name	NAIC Company Code	ID Number	Federal RSSD	CIK	Name of Securities Exchange if Publicly Traded (U.S. or International)	Names of Parent, Subsidiaries Or Affiliates	Domiciliary Location	Relationship to Reporting Entity	Directly Controlled by (Name of Entity/Person)	Type of Control (Ownership, Board, Management, Attorney-in-Fact, Influence, Other)	If Control is Ownership Provide Percentage	Ultimate Controlling Entity(ies)/Person(s)	Is an SCA Filing Required? (Y/N)	*
		.0000	20-2387834				Brandon Ambulatory Surgery Center, LC	FL	NIA	SC Affiliates, LLC	Ownership	3.120	UnitedHealth Group Incorporated	N	
		.0000	20-2387834				Brandon Ambulatory Surgery Center, LC	FL	NIA	SCA-Brandon, LLC	Ownership	54.546	UnitedHealth Group Incorporated	N	
		.0000	90-0884047				BriovaRx Infusion Services 102, LLC	DE	NIA	Optum Infusion Services 500, Inc.	Ownership	100.000	UnitedHealth Group Incorporated	N	
		.0000	11-3647935				BriovaRx of Florida, Inc.	DE	NIA	OptumRx PBM of Illinois, Inc.	Ownership	100.000	UnitedHealth Group Incorporated	N	
		.0000	01-0516051				BriovaRx of Maine, Inc.	ME	NIA	OptumRx PBM of Illinois, Inc.	Ownership	100.000	UnitedHealth Group Incorporated	N	
		.0000	27-3331130				BriovaRx of Massachusetts, LLC	MA	NIA	OptumRx PBM of Illinois, Inc.	Ownership	100.000	UnitedHealth Group Incorporated	N	
		.0000	47-4278378				Cabin Enterprises, LLC	DE	NIA	Cabin Holdings, LLC	Ownership	100.000	UnitedHealth Group Incorporated	N	
		.0000	47-4264867				Cabin Holdings, LLC	DE	NIA	United HealthCare Services, Inc.	Ownership	100.000	UnitedHealth Group Incorporated	N	
		.0000	20-1711131				California Medical Group Insurance Company, Risk Retention Group	AZ	NIA	OptumCare Management, LLC	Ownership	67.010	UnitedHealth Group Incorporated	N	
		.0000	81-0881243				California Spring Holdings, PC	CA	NIA	Physician(s) Owned	Influence	0.000	UnitedHealth Group Incorporated	N	1
		.0000	52-1597478				Camp Hill Ambulatory Centers	PA	NIA	Endoscopy Center Affiliates, Inc.	Ownership	1.000	UnitedHealth Group Incorporated	N	2
		.0000	52-1597478				Camp Hill Ambulatory Centers	PA	NIA	Camp Hill-SCA Centers, LLC	Ownership	99.000	UnitedHealth Group Incorporated	N	2
		.0000	52-1597484				Camp Hill-SCA Centers, LLC	DE	NIA	SC Affiliates, LLC	Ownership	100.000	UnitedHealth Group Incorporated	N	
		.0000	27-3955254				Capital City Medical Group, L.L.C.	LA	NIA	UnitedHealthcare, Inc.	Ownership	100.000	UnitedHealth Group Incorporated	N	
		.0000					Cardinal Holding Company, LLC	DE	NIA	Collaborative Care Holdings, LLC	Ownership	100.000	UnitedHealth Group Incorporated	N	
		.0000	20-8375685				Care Improvement Plus Group Management, LLC	MD	NIA	XLHealth Corporation	Ownership	100.000	UnitedHealth Group Incorporated	N	
		.0000					Care Improvement Plus of Texas Insurance Company	TX	IA	XLHealth Corporation	Ownership	100.000	UnitedHealth Group Incorporated	N	
.0707	UnitedHealth Group Incorporated	.12558	45-4976934				Care Improvement Plus South Central Insurance Company	AR	IA	XLHealth Corporation	Ownership	100.000	UnitedHealth Group Incorporated	N	
.0707	UnitedHealth Group Incorporated	.12567	20-3888112				Care Improvement Plus Wisconsin Insurance Company	WI	IA	XLHealth Corporation	Ownership	100.000	UnitedHealth Group Incorporated	N	
.0707	UnitedHealth Group Incorporated	.14041	27-5038136				Care Logistics, LLC	DE	NIA	Penzo Enterprises, LLC	Ownership	100.000	UnitedHealth Group Incorporated	N	
		.0000	83-0585009				CareMount Dental Member, LLC	DE	NIA	CareMount Health Solutions, LLC	Ownership	100.000	UnitedHealth Group Incorporated	N	
		.0000					CareMount Health Solutions ACO, LLC	NY	NIA	CareMount Medical, P.C.	Ownership	100.000	UnitedHealth Group Incorporated	N	1
		.0000	83-3555743				CareMount Health Solutions Employer, LLC	DE	NIA	CareMount Health Solutions, LLC	Ownership	99.000	UnitedHealth Group Incorporated	N	
		.0000	83-3555743				CareMount Health Solutions Employer, LLC	DE	NIA	CareMount Holding, LLC	Ownership	1.000	UnitedHealth Group Incorporated	N	
		.0000	38-4103290				CareMount Health Solutions, LLC	DE	NIA	Cardinal Holding Company, LLC	Ownership	63.680	UnitedHealth Group Incorporated	N	
		.0000	38-4103290				CareMount Health Solutions, LLC	DE	NIA	Collaborative Care Holdings, LLC	Ownership	16.320	UnitedHealth Group Incorporated	N	
		.0000	82-1419537				CareMount Holding, LLC	NY	NIA	CareMount Health Solutions, LLC	Ownership	100.000	UnitedHealth Group Incorporated	N	
		.0000	13-3544120				CareMount Medical, P.C.	NY	NIA	Physician(s) Owned	Influence	0.000	UnitedHealth Group Incorporated	N	1
		.0000					CareMount Value Partners IPA, LLC	NY	NIA	CareMount Health Solutions, LLC	Ownership	100.000	UnitedHealth Group Incorporated	N	
		.0000	98-1328471				Casa de Saúde Santa Therezinha Ltda.	BRA	NIA	Hospital Alvorada Taguatinga Ltda.	Ownership	100.000	UnitedHealth Group Incorporated	N	
		.0000	98-1328471				Casa de Saúde Santa Therezinha Ltda.	BRA	NIA	Esho - Empresa de Serviços Hospitalares S.A.	Ownership	0.000	UnitedHealth Group Incorporated	N	
		.0000	82-5207935				Castle Rock SurgiCenter, LLC	CO	NIA	SCA-Castle Rock, LLC	Ownership	51.000	UnitedHealth Group Incorporated	N	
		.0000	20-5807941				Catalyst360, LLC	DE	NIA	Optum Services, Inc.	Ownership	100.000	UnitedHealth Group Incorporated	N	
		.0000	98-1325466				Catamaran 2 Unlimited Company	IRL	NIA	UnitedHealthcare International VIII S.à r.l.	Ownership	100.000	UnitedHealth Group Incorporated	N	
		.0000					Catamaran Finance (Ireland) Unlimited Company	IRL	NIA	Catamaran S.à r.l.	Ownership	100.000	UnitedHealth Group Incorporated	N	
		.0000	98-1069737				Catamaran S.à r.l.	LUX	NIA	UnitedHealthcare International II S.à r.l.	Ownership	100.000	UnitedHealth Group Incorporated	N	
		.0000	82-1715584				CCEC Anesthesia Management, LLC	TX	NIA	Corpus Christi Endoscopy Center, L.L.P.	Ownership	100.000	UnitedHealth Group Incorporated	N	2
		.0000					CDC Holdings Colombia S.A.S.	COL	NIA	Bordeaux UK Holdings II Limited	Ownership	100.000	UnitedHealth Group Incorporated	N	
		.0000	85-3868373				Cedar Park JV Partners, LLC	TX	NIA	SCA Cedar Park Holdings, LLC	Ownership	43.700	UnitedHealth Group Incorporated	N	2
		.0000	27-2533497				Cedar Park Surgery Center, LLC	TX	NIA	SCA Cedar Park Holdings, LLC	Ownership	19.660	UnitedHealth Group Incorporated	N	2
		.0000	98-1111491				Cemed Care - Empresa de Atendimento Clínico Geral Ltda.	BRA	NIA	Esho - Empresa de Serviços Hospitalares S.A.	Ownership	0.000	UnitedHealth Group Incorporated	N	
		.0000	98-1111491				Cemed Care - Empresa de Atendimento Clínico Geral Ltda.	BRA	NIA	Amil Assistência Médica Internacional S.A.	Ownership	100.000	UnitedHealth Group Incorporated	N	
		.0000					Center for Quality Improvement, LLC	DE	NIA	OptumRx Holdings, LLC	Ownership	100.000	UnitedHealth Group Incorporated	N	

STATEMENT AS OF SEPTEMBER 30, 2021 OF THE UnitedHealthcare of Wisconsin, Inc.

SCHEDULE Y
PART 1A - DETAIL OF INSURANCE HOLDING COMPANY SYSTEM

1	2	3	4	5	6	7	8	9	10	11	12	13	14	15	16
Group Code	Group Name	NAIC Company Code	ID Number	Federal RSSD	CIK	Name of Securities Exchange if Publicly Traded (U.S. or International)	Names of Parent, Subsidiaries Or Affiliates	Domiciliary Location	Relationship to Reporting Entity	Directly Controlled by (Name of Entity/Person)	Type of Control (Ownership, Board, Management, Attorney-in-Fact, Influence, Other)	If Control is Ownership Provide Percentage	Ultimate Controlling Entity(ies)/Person(s)	Is an SCA Filing Required? (Y/N)	*
		.00000	85-3324771				Center for Restorative Surgery at Maple Grove, LLC	.MN	.NIA	SCA Maple Grove Holdings, LLC	Ownership	52.023	UnitedHealth Group Incorporated	.N	2
		.00000	33-0483510				Centers for Family Medicine, GP	.CA	.NIA	MH Physician Three Holdco, a Medical Corporation	Ownership	99.000	UnitedHealth Group Incorporated	.N	1
		.00000	45-4131797				Central Indiana Care Organization, LLC	.IN	.NIA	AHN Target Holdings, LLC	Ownership	100.000	UnitedHealth Group Incorporated	.N	
		.00000	45-5600514				Central Ohio Care Organization, LLC	.OH	.NIA	AHN Target Holdings, LLC	Ownership	100.000	UnitedHealth Group Incorporated	.N	
		.00000					CentriHealth, LLC	.DE	.NIA	UnitedHealth Group Incorporated	Ownership	100.000	UnitedHealth Group Incorporated	.N	
		.00000					CentriHealth Corporation	.CAN	.NIA	CentriHealth, LLC	Ownership	100.000	UnitedHealth Group Incorporated	.N	
		.00000					Centro de Entrenamiento Capacitación en Reanimación y Prevención Limitada	.CHL	.NIA	Servicios Integrados de Salud Ltda.	Ownership	1.000	UnitedHealth Group Incorporated	.N	
		.00000					Centro de Entrenamiento Capacitación en Reanimación y Prevención Limitada	.CHL	.NIA	Clínica Dávila y Servicios Médicos S.p.A.	Ownership	99.000	UnitedHealth Group Incorporated	.N	
		.00000	98-1450490				Centro de Servicios Compartidos Banmédica SpA	.CHL	.NIA	Banmédica S.A.	Ownership	99.900	UnitedHealth Group Incorporated	.N	
		.00000	98-1450490				Centro de Servicios Compartidos Banmédica SpA	.CHL	.NIA	Constructora Inmobiliaria Magapoq S.A.	Ownership	0.100	UnitedHealth Group Incorporated	.N	
		.00000					Centro Médico Hospitalar Pitangueiras Ltda.	.BRA	.NIA	Hospital Alvorada Taguatinga Ltda.	Ownership	0.000	UnitedHealth Group Incorporated	.N	
		.00000					Centro Médico Hospitalar Pitangueiras Ltda.	.BRA	.NIA	Esho – Empresa de Serviços Hospitalares S.A.	Ownership	100.000	UnitedHealth Group Incorporated	.N	
		.00000	98-1457197				Centro Odontológico Americano S.A.C.	.PER	.NIA	Pacífico S.A. Entidad Prestadora de Salud	Ownership	80.000	UnitedHealth Group Incorporated	.N	
		.00000	98-1451635				Centromed Quilpué S.A.	.CHL	.NIA	Administradora Médica Centromed S.A.	Ownership	93.450	UnitedHealth Group Incorporated	.N	
		.00000					Centros Médicos y Dentales Multimed Ltda.	.CHL	.NIA	Omesa SpA	Ownership	99.990	UnitedHealth Group Incorporated	.N	
		.00000					Centros Médicos y Dentales Multimed Ltda.	.CHL	.NIA	Clínica Dávila y Servicios Médicos S.p.A.	Ownership	0.010	UnitedHealth Group Incorporated	.N	
.0707	UnitedHealth Group Incorporated	.42765	42-1194107				Centurion Casualty Company	.NE	.IA	Specialty Benefits, LLC	Ownership	100.000	UnitedHealth Group Incorporated	.N	
		.00000	46-1454664				Channel Islands Surgicenter Properties, LLC	.DE	.NIA	SCA Holding Company, Inc.	Ownership	62.743	UnitedHealth Group Incorporated	.N	
		.00000	58-1709761				Charleston Surgery Center Limited Partnership	.SC	.NIA	SCA-Charleston, LLC	Ownership	26.056	UnitedHealth Group Incorporated	.N	2
		.00000	82-3973199				Charleston Surgery Properties, LLC	.DE	.NIA	SCA-Charleston, LLC	Ownership	50.852	UnitedHealth Group Incorporated	.N	
		.00000	56-1449531				Charlotte Surgery Center, LLC	.NC	.NIA	Charlotte-SC, LLC	Ownership	16.609	UnitedHealth Group Incorporated	.N	2
		.00000	56-1449532				Charlotte Surgery Properties, LTD.	.NC	.NIA	SCA-Mecklenburg Development Corp.	Ownership	14.000	UnitedHealth Group Incorporated	.N	2
		.00000	56-1449532				Charlotte Surgery Properties, LTD.	.NC	.NIA	SCA Affiliates, LLC	Ownership	4.000	UnitedHealth Group Incorporated	.N	2
		.00000	62-1262567				Charlotte-SC, LLC	.DE	.NIA	SC Affiliates, LLC	Ownership	100.000	UnitedHealth Group Incorporated	.N	
		.00000	82-4075002				Chatham Orthopaedic ASC, LLC	.GA	.NIA	SCA-Chatham, LLC	Ownership	15.000	UnitedHealth Group Incorporated	.N	2
		.00000	26-2389638				Childrens Surgery Center LLC	.FL	.NIA	SCA-Central Florida, LLC	Ownership	50.000	UnitedHealth Group Incorporated	.N	
		.00000	26-2389638				Childrens Surgery Center LLC	.FL	.NIA	SC Affiliates, LLC	Ownership	1.057	UnitedHealth Group Incorporated	.N	
		.00000	62-1510209				Citrus Regional Surgery Center, L.P.	.TN	.NIA	SCA-Citrus, Inc.	Ownership	57.000	UnitedHealth Group Incorporated	.N	
		.00000	27-0204579				Claims Management Systems, Inc.	.FL	.NIA	Solstice Benefits, Inc.	Ownership	100.000	UnitedHealth Group Incorporated	.N	
		.00000	20-3742012				Cleburne Surgical Center, LLC	.TX	.NIA	Surgical Care Affiliates, LLC	Influence	0.000	UnitedHealth Group Incorporated	.N	
		.00000	98-1459640				Clínica Alameda SpA	.CHL	.NIA	Saden S.A.	Ownership	0.200	UnitedHealth Group Incorporated	.N	
		.00000	98-1459640				Clínica Alameda SpA	.CHL	.NIA	Vida Integra S.p.A.	Ownership	99.800	UnitedHealth Group Incorporated	.N	
		.00000	98-1443171				Clínica Bio Bio SpA	.CHL	.NIA	Banmédica S.A.	Ownership	0.000	UnitedHealth Group Incorporated	.N	
		.00000	98-1443171				Clínica Bio Bio SpA	.CHL	.NIA	Inversiones Clínicas Santa María SpA	Ownership	100.000	UnitedHealth Group Incorporated	.N	
		.00000	98-1442191				Clínica Ciudad del Mar S.A.	.CHL	.NIA	Banmédica S.A.	Ownership	0.000	UnitedHealth Group Incorporated	.N	
		.00000	98-1442191				Clínica Ciudad del Mar S.A.	.CHL	.NIA	Inversiones Clínicas Santa María SpA	Ownership	100.000	UnitedHealth Group Incorporated	.N	
		.00000	98-1446132				Clínica Dávila y Servicios Médicos S.p.A.	.CHL	.NIA	Clínica Santa María S.p.A.	Ownership	0.002	UnitedHealth Group Incorporated	.N	
		.00000	98-1446132				Clínica Dávila y Servicios Médicos S.p.A.	.CHL	.NIA	Banmédica S.A.	Ownership	99.998	UnitedHealth Group Incorporated	.N	
		.00000					Clínica del Country S.A.S.	.COL	.NIA	Banmédica Internacional SpA	Ownership	50.000	UnitedHealth Group Incorporated	.N	
		.00000					Clínica del Country S.A.S.	.COL	.NIA	CDC Holdings Colombia S.A.S.	Ownership	50.000	UnitedHealth Group Incorporated	.N	
		.00000	98-1350667				Clínica Médico Cirúrgica de Santa Tecla, S.A.	.PRT	.NIA	Lusíadas, SGPS, S.A.	Ownership	100.000	UnitedHealth Group Incorporated	.N	
		.00000	98-1462343				Clínica San Felipe S.A.	.PER	.NIA	Pacífico S.A. Entidad Prestadora de Salud	Ownership	93.740	UnitedHealth Group Incorporated	.N	
		.00000	98-1455936				Clínica Sánchez Ferrer S.A.	.PER	.NIA	Pacífico S.A. Entidad Prestadora de Salud	Ownership	100.000	UnitedHealth Group Incorporated	.N	
		.00000	98-1442754				Clínica Santa María S.p.A.	.CHL	.NIA	Banmédica S.A.	Ownership	99.510	UnitedHealth Group Incorporated	.N	
		.00000	98-1442745				Clínica Vespucio S.A.	.CHL	.NIA	Inversiones Clínicas Santa María SpA	Ownership	100.000	UnitedHealth Group Incorporated	.N	

STATEMENT AS OF SEPTEMBER 30, 2021 OF THE UnitedHealthcare of Wisconsin, Inc.

SCHEDULE Y
PART 1A - DETAIL OF INSURANCE HOLDING COMPANY SYSTEM

1	2	3	4	5	6	7	8	9	10	11	12	13	14	15	16
Group Code	Group Name	NAIC Company Code	ID Number	Federal RSSD	CIK	Name of Securities Exchange if Publicly Traded (U.S. or International)	Names of Parent, Subsidiaries Or Affiliates	Domiciliary Location	Relationship to Reporting Entity	Directly Controlled by (Name of Entity/Person)	Type of Control (Ownership, Board, Management, Attorney-in-Fact, Influence, Other)	If Control is Ownership Provide Percentage	Ultimate Controlling Entity(ies)/Person(s)	Is an SCA Filing Required? (Y/N)	*
		.0000	98-1442745				Clínica Vespuccio S.A.	.CHL	NIA	Banmedica S.A.	Ownership	0.000	UnitedHealth Group Incorporated	.N	
		.0000	46-2879718				Clinical Partners of Colorado Springs, LLC	.CO	NIA	OptumCare Colorado, LLC	Ownership	50.000	UnitedHealth Group Incorporated	.N	
		.0000	20-2236024				Clinton Partners, LLC	.MI	NIA	HFHS-SCA Holdings, LLC	Ownership	58.800	UnitedHealth Group Incorporated	.N	2
		.0000	98-1350671				CLISA - Clínica de Santo Antônio, S.A.	.PRT	NIA	Lusiadas, SGPS, S.A.	Ownership	100.000	UnitedHealth Group Incorporated	.N	
		.0000	98-1337968				CMO - Centro Médico de Oftalmologia S/S Ltda.	.BRA	NIA	Hospital Alvorada Taguatinga Ltda.	Ownership	99.000	UnitedHealth Group Incorporated	.N	
		.0000	98-1337968				CMO - Centro Médico de Oftalmologia S/S Ltda.	.BRA	NIA	Lotten-Eyes Oftalmologia Clinica e Cirurgica Ltda.	Ownership	1.000	UnitedHealth Group Incorporated	.N	
		.0000	98-1277015				CMS - Central de Manipulação e Serviços Farmacêuticos Ltda.	.BRA	NIA	Esho - Empresa de Serviços Hospitalares S.A.	Ownership	0.010	UnitedHealth Group Incorporated	.N	
		.0000	98-1277015				CMS - Central de Manipulação e Serviços Farmacêuticos Ltda.	.BRA	NIA	COI - Clínicas Oncológicas Integradas S.A.	Ownership	99.990	UnitedHealth Group Incorporated	.N	
		.0000	56-2674371				Coachella Valley Physicians of PrimeCare, Inc.	.CA	NIA	PrimeCare of Riverside, Inc.	Ownership	100.000	UnitedHealth Group Incorporated	.N	
		.0000	27-1193028				Coalition for Advanced Pharmacy Services, Inc.	.DE	NIA	Optum Hospice Pharmacy Services, LLC	Ownership	1.277	UnitedHealth Group Incorporated	.N	
		.0000	27-1193028				Coalition for Advanced Pharmacy Services, Inc.	.DE	NIA	OptumRx PBM of Maryland, LLC	Ownership	5.341	UnitedHealth Group Incorporated	.N	
		.0000	27-1193028				Coalition for Advanced Pharmacy Services, Inc.	.DE	NIA	OptumRx Home Delivery of Ohio, LLC	Ownership	0.116	UnitedHealth Group Incorporated	.N	
		.0000	27-1193028				Coalition for Advanced Pharmacy Services, Inc.	.DE	NIA	OptumRx Health Solutions, LLC	Ownership	93.266	UnitedHealth Group Incorporated	.N	
		.0000	98-1444067				Cobranzas Banmedica SpA	.CHL	NIA	Banmedica S.A.	Ownership	100.000	UnitedHealth Group Incorporated	.N	
		.0000	98-1444067				Cobranzas Banmedica SpA	.CHL	NIA	Saden S.A.	Ownership	0.000	UnitedHealth Group Incorporated	.N	
		.0000	98-1276040				COI - Clínicas Oncológicas Integradas S.A.	.BRA	NIA	Esho - Empresa de Serviços Hospitalares S.A.	Ownership	100.000	UnitedHealth Group Incorporated	.N	
		.0000	27-2337616				Collaborative Care Holdings, LLC	.DE	NIA	OptumHealth Holdings, LLC	Ownership	100.000	UnitedHealth Group Incorporated	.N	
		.0000	27-2337487				Collaborative Care Services, Inc.	.DE	NIA	Collaborative Care Holdings, LLC	Ownership	100.000	UnitedHealth Group Incorporated	.N	
		.0000	45-2614005				Collaborative Realty, LLC	.NY	NIA	Collaborative Care Holdings, LLC	Ownership	100.000	UnitedHealth Group Incorporated	.N	
		.0000					Colmedica Medicina Prepagada S.A.	.COL	NIA	Constructora Inmobiliaria Magapoo S.A.	Ownership	0.000	UnitedHealth Group Incorporated	.N	
		.0000					Colmedica Medicina Prepagada S.A.	.COL	NIA	Banmedica S.A.	Ownership	76.270	UnitedHealth Group Incorporated	.N	
		.0000	83-1529015				Colonial Outpatient Surgery Center, LLC	.FL	NIA	SCA-Colonial Partners, LLC	Ownership	51.000	UnitedHealth Group Incorporated	.N	
		.0000					Colorado Innovative Physician Solutions, Inc.	.CO	NIA	OptumCare Colorado, LLC	Ownership	100.000	UnitedHealth Group Incorporated	.N	
		.0000	37-1636677				Colorado Springs Surgery Center, Ltd.	.CO	NIA	SCA-Colorado Springs, LLC	Ownership	95.000	UnitedHealth Group Incorporated	.N	
		.0000	84-1160450				Comfort Care Transportation, LLC	.TX	NIA	WellMed Medical Management, Inc.	Ownership	100.000	UnitedHealth Group Incorporated	.N	
		.0000	11-3647007				Comfort Care Transportation, LLC	.TX	NIA	WellMed Medical Management, Inc.	Ownership	100.000	UnitedHealth Group Incorporated	.N	
		.0000	46-3772241				Comfort Infusion, Inc.	.AL	NIA	Diplomat Pharmacy, Inc.	Ownership	100.000	UnitedHealth Group Incorporated	.N	
		.0000	32-0551188				Connect Medical, P.C.	.NY	NIA	Physician(s) Owned	Influence	0.000	UnitedHealth Group Incorporated	.N	1
		.0000	06-1592173				Connecticut Surgery Center, Limited Partnership	.CT	NIA	Connecticut Surgical Center, LLC	Ownership	51.000	UnitedHealth Group Incorporated	.N	
		.0000	06-1592173				Connecticut Surgery Center, Limited Partnership	.CT	NIA	Surgical Care Affiliates, LLC	Ownership	1.500	UnitedHealth Group Incorporated	.N	
		.0000	26-1313646				Connecticut Surgery Properties, LLC	.DE	NIA	SC Affiliates, LLC	Ownership	100.000	UnitedHealth Group Incorporated	.N	
		.0000	06-1156342				Connecticut Surgical Center, LLC	.DE	NIA	Surgical Care Affiliates, LLC	Ownership	57.843	UnitedHealth Group Incorporated	.N	
		.0000	46-0891463				ConnectYourCare, Inc.	.DE	NIA	Optum Financial, Inc.	Ownership	100.000	UnitedHealth Group Incorporated	.N	
		.0000	26-1274092				ConnectYourCare, LLC	.MD	NIA	ConnectYourCare, Inc.	Ownership	100.000	UnitedHealth Group Incorporated	.N	
		.0000	98-1448720				Constructora Inmobiliaria Magapoo S.A.	.CHL	NIA	Inmobiliaria Apoquindo 3600 Ltda.	Ownership	0.100	UnitedHealth Group Incorporated	.N	
		.0000	98-1448720				Constructora Inmobiliaria Magapoo S.A.	.CHL	NIA	Banmedica S.A.	Ownership	99.900	UnitedHealth Group Incorporated	.N	
		.0000	20-0231080				Consumer Wellness Solutions, Inc.	.DE	NIA	Optum Services, Inc.	Ownership	100.000	UnitedHealth Group Incorporated	.N	
		.0000	83-2599969				Cornell Surgicenter, LLC	.OR	NIA	Providence & SCA Off-Campus Holdings, LLC	Ownership	58.344	UnitedHealth Group Incorporated	.N	2
		.0000	87-1134519				Cornerstone Surgery Center, LLC	.FL	NIA	SC Affiliates, LLC	Ownership	100.000	UnitedHealth Group Incorporated	.N	
		.0000	20-2595593				Corpus Christi Endoscopy Center, L.L.P.	.TX	NIA	SCA Pacific Holdings, Inc.	Ownership	18.500	UnitedHealth Group Incorporated	.N	2
		.0000					Country Scan Ltda.	.COL	NIA	Patrimonio Autónomo Nueva Clínica	Ownership	51.800	UnitedHealth Group Incorporated	.N	
		.0000	52-2176762				Curaspan Health Group, Inc.	.DE	NIA	naviHealth, Inc.	Ownership	100.000	UnitedHealth Group Incorporated	.N	

STATEMENT AS OF SEPTEMBER 30, 2021 OF THE UnitedHealthcare of Wisconsin, Inc.

SCHEDULE Y
PART 1A - DETAIL OF INSURANCE HOLDING COMPANY SYSTEM

1	2	3	4	5	6	7	8	9	10	11	12	13	14	15	16
Group Code	Group Name	NAIC Company Code	ID Number	Federal RSSD	CIK	Name of Securities Exchange if Publicly Traded (U.S. or International)	Names of Parent, Subsidiaries Or Affiliates	Domi-ciliary Location	Relation-ship to Reporting Entity	Directly Controlled by (Name of Entity/Person)	Type of Control (Ownership, Board, Management, Attorney-in-Fact, Influence, Other)	If Control is Ownership Provide Percentage	Ultimate Controlling Entity(ies)/Person(s)	Is an SCA Filing Re-quired? (Y/N)	*
		.0000	26-0080565				Cypress Care, Inc.	DE	NIA	Healthcare Solutions, Inc.	Ownership	100.000	UnitedHealth Group Incorporated	N	
		.0000	63-1263704				Danbury Surgical Center, L.P.	GA	NIA	SunSurgery, LLC	Ownership	2.828	UnitedHealth Group Incorporated	N	
		.0000	63-1263704				Danbury Surgical Center, L.P.	GA	NIA	SCA Danbury Surgical Center, LLC	Ownership	50.419	UnitedHealth Group Incorporated	N	
		.0000	81-5101448				David Moen, M.D. P.C.	NY	NIA	Physician(s) Owned	Influence	0.000	UnitedHealth Group Incorporated	N	.1
		.0000	45-2380022				David R. Ferrell, M.D., P.C.	NV	NIA	Physician(s) Owned	Influence	0.000	UnitedHealth Group Incorporated	N	.1
		.0000	11-2811353				Day-Op Center Of Long Island Inc.	NY	NIA	Physician(s) Owned	Influence	0.000	UnitedHealth Group Incorporated	N	.1
		.0000	75-2790863				Day-Op Surgery Consulting Company, LLC	DE	NIA	ProHEALTH Medical Management, LLC	Ownership	100.000	UnitedHealth Group Incorporated	N	
		.0000	52-1811176				DBP Services of New York IPA, Inc.	NY	NIA	Dental Benefit Providers, Inc.	Ownership	100.000	UnitedHealth Group Incorporated	N	
		.0000	52-1452809				Dental Benefit Providers of California, Inc.	CA	IA	Dental Benefit Providers, Inc.	Ownership	100.000	UnitedHealth Group Incorporated	N	
.0707	UnitedHealth Group Incorporated	52053	36-4008355				Dental Benefit Providers of Illinois, Inc.	IL	IA	Dental Benefit Providers, Inc.	Ownership	100.000	UnitedHealth Group Incorporated	N	
		.0000	41-2014834				Dental Benefit Providers, Inc.	DE	NIA	United HealthCare Services, Inc.	Ownership	100.000	UnitedHealth Group Incorporated	N	
		.0000	47-0926556				Denton Endoscopy Surgery Center, LLC	TX	NIA	Surgical Care Affiliates, LLC	Influence	0.000	UnitedHealth Group Incorporated	N	
		.0000	82-1436601				Denton Surgery Center, LLC	TX	NIA	Surgical Care Affiliates, LLC	Influence	0.000	UnitedHealth Group Incorporated	N	
		.0000	98-1460401				Derry Surgical Center, LLC	NH	NIA	SCA-Derry, LLC	Ownership	72.000	UnitedHealth Group Incorporated	N	
		.0000	98-1460347				Diagnóstico Ecotomográfico Centromed Ltda.	CHL	NIA	Administradora Médica Centromed S.A.	Ownership	50.000	UnitedHealth Group Incorporated	N	
		.0000	98-1460347				Diasnóstico por Imágenes Centromed Ltda.	CHL	NIA	Administradora Médica Centromed S.A.	Ownership	93.340	UnitedHealth Group Incorporated	N	
		.0000	98-1460347				Diasnóstico por Imágenes Centromed Ltda.	CHL	NIA	Centromed Quilpué S.A.	Ownership	6.660	UnitedHealth Group Incorporated	N	
		.0000	33-0292435				Digestive Disease Center, L.P.	CA	NIA	Beach Surgical Holdings LLC	Ownership	51.000	UnitedHealth Group Incorporated	N	.2
		.0000	98-1285762				Dilab Medicina Nuclear Ltda.	BRA	NIA	Esho - Empresa de Serviços Hospitalares S.A.	Ownership	100.000	UnitedHealth Group Incorporated	N	
		.0000	27-4022876				Diplomat Blocker, LLC	DE	NIA	Diplomat Pharmacy, Inc.	Ownership	100.000	UnitedHealth Group Incorporated	N	
		.0000	38-3453193				Diplomat Corporate Properties, LLC	MI	NIA	Diplomat Pharmacy, Inc.	Ownership	100.000	UnitedHealth Group Incorporated	N	
		.0000	38-2063100				Diplomat Pharmacy, Inc.	MI	NIA	OptumRx Holdings, LLC	Ownership	100.000	UnitedHealth Group Incorporated	N	
		.0000	20-8576702				Diplomat Specialty Pharmacy Great Lakes Distribution Center, LLC	MI	NIA	Diplomat Pharmacy, Inc.	Ownership	100.000	UnitedHealth Group Incorporated	N	
		.0000	46-1891272				Diplomat Specialty Pharmacy of Boothwyn, LLC	PA	NIA	Diplomat Specialty Pharmacy of Philadelphia, LLC	Ownership	100.000	UnitedHealth Group Incorporated	N	
		.0000	20-3855530				Diplomat Specialty Pharmacy of Chicago, LLC	MI	NIA	Diplomat Pharmacy, Inc.	Ownership	100.000	UnitedHealth Group Incorporated	N	
		.0000	26-0146551				Diplomat Specialty Pharmacy of Ft. Lauderdale, LLC	MI	NIA	Diplomat Pharmacy, Inc.	Ownership	100.000	UnitedHealth Group Incorporated	N	
		.0000	94-3459971				Diplomat Specialty Pharmacy of Los Angeles County, LLC	CA	NIA	Diplomat Pharmacy, Inc.	Ownership	100.000	UnitedHealth Group Incorporated	N	
		.0000	23-3102454				Diplomat Specialty Pharmacy of Philadelphia, LLC	PA	NIA	Diplomat Pharmacy, Inc.	Ownership	100.000	UnitedHealth Group Incorporated	N	
		.0000	83-1252892				Diplomat Specialty Pharmacy of Phoenix, LLC	MI	NIA	Diplomat Pharmacy, Inc.	Ownership	100.000	UnitedHealth Group Incorporated	N	
		.0000	30-0238641				Distance Learning Network, Inc.	DE	NIA	OptumHealth Holdings, LLC	Ownership	100.000	UnitedHealth Group Incorporated	N	
		.0000	47-2415159				divvyMED, LLC	DE	NIA	Penzo Enterprises, LLC	Ownership	100.000	UnitedHealth Group Incorporated	N	
		.0000					DocASAP India Technologies Private Limited	IND	NIA	DocASAP US, LLC	Ownership	9.174	UnitedHealth Group Incorporated	N	
		.0000					DocASAP India Technologies Private Limited	IND	NIA	DocASAP, Inc.	Ownership	90.826	UnitedHealth Group Incorporated	N	
		.0000	84-4477557				DocASAP US, LLC	DE	NIA	DocASAP, Inc.	Ownership	100.000	UnitedHealth Group Incorporated	N	
		.0000	26-4753954				DocASAP, Inc.	DE	NIA	OptumInsight, Inc.	Ownership	100.000	UnitedHealth Group Incorporated	N	
		.0000	82-5264853				Doctor + S.A.C.	PER	NIA	Pacifico S.A. Entidad Prestadora de Salud	Ownership	100.000	UnitedHealth Group Incorporated	N	
		.0000	27-2176462				Dry Creek Surgery Center, LLC	CO	NIA	SCA-Dry Creek, LLC	Ownership	66.950	UnitedHealth Group Incorporated	N	
		.0000	27-2499399				DSP Flint Real Estate, LLC	MI	NIA	Diplomat Pharmacy, Inc.	Ownership	100.000	UnitedHealth Group Incorporated	N	
		.0000	82-5181311				DSP-Building C, LLC	MI	NIA	Diplomat Pharmacy, Inc.	Ownership	100.000	UnitedHealth Group Incorporated	N	
		.0000	27-2103713				DTC Surgery Center, LLC	CO	NIA	SCA-Denver Physicians Holdings, LLC	Ownership	100.000	UnitedHealth Group Incorporated	N	
		.0000	82-0668583				Dublin Surgery Center, LLC	OH	NIA	SCA-Dublin, LLC	Ownership	56.096	UnitedHealth Group Incorporated	N	
		.0000	04-3106404				Duluth Surgical Suites, LLC	MN	NIA	SCA Duluth Holdings, LLC	Ownership	38.000	UnitedHealth Group Incorporated	N	.2
		.0000	59-3625966				Durable Medical Equipment, Inc.	MA	NIA	Reliant Medical Group, Inc.	Ownership	100.000	UnitedHealth Group Incorporated	N	.1
		.0000	59-3705426				DWIC of Tampa Bay, Inc.	FL	NIA	MedExpress Development, LLC	Ownership	100.000	UnitedHealth Group Incorporated	N	
		.0000	95-4660712				E Street Endoscopy, LLC	FL	NIA	West Coast Endoscopy Holdings, LLC	Ownership	51.000	UnitedHealth Group Incorporated	N	
		.0000	02-0593133				Ear Professionals International Corporation	DE	NIA	Specialty Benefits, LLC	Ownership	100.000	UnitedHealth Group Incorporated	N	
		.0000					East Brunswick Surgery Center, LLC	NJ	NIA	ASC Holdings of New Jersey, LLC	Ownership	99.510	UnitedHealth Group Incorporated	N	

STATEMENT AS OF SEPTEMBER 30, 2021 OF THE UnitedHealthcare of Wisconsin, Inc.

SCHEDULE Y
PART 1A - DETAIL OF INSURANCE HOLDING COMPANY SYSTEM

1	2	3	4	5	6	7	8	9	10	11	12	13	14	15	16
Group Code	Group Name	NAIC Company Code	ID Number	Federal RSSD	CIK	Name of Securities Exchange if Publicly Traded (U.S. or International)	Names of Parent, Subsidiaries Or Affiliates	Domiciliary Location	Relationship to Reporting Entity	Directly Controlled by (Name of Entity/Person)	Type of Control (Ownership, Board, Management, Attorney-in-Fact, Influence, Other)	If Control is Ownership Provide Percentage	Ultimate Controlling Entity(ies)/Person(s)	Is an SCA Filing Required? (Y/N)	*
		.0000	71-0923682				eCode Solutions, LLC	DE	NIA	Surgical Care Affiliates, LLC	Ownership	100.000	UnitedHealth Group Incorporated	N	
		.0000	84-1162764				Electronic Network Systems, Inc.	DE	NIA	Optum360 Solutions, LLC	Ownership	100.000	UnitedHealth Group Incorporated	N	
		.0000	98-1339173				Eual Participações S.A.	BRA	NIA	Amil Assistência Médica Internacional S.A.	Ownership	60.004	UnitedHealth Group Incorporated	N	
		.0000	98-1339173				Eual Participações S.A.	BRA	NIA	Esho – Empresa de Serviços Hospitalares S.A.	Ownership	39.996	UnitedHealth Group Incorporated	N	
		.0000					EM Orange Tree LLC	CA	NIA	EPIC Management Services, LLC	Ownership	100.000	UnitedHealth Group Incorporated	N	
		.0000	87-1240516				Emisar Pharma Services LLC	DE	NIA	Optum Pharma Services Holdings, Inc.	Ownership	100.000	UnitedHealth Group Incorporated	N	
		.0000	26-2195068				Empire Physician Management Company, LLC	CA	NIA	North American Medical Management California, Inc.	Ownership	100.000	UnitedHealth Group Incorporated	N	
		.0000	33-0181426				Empire Physicians' Medical Group, Inc.	CA	NIA	NAAM Medical Group Holdings, Inc.	Ownership	100.000	UnitedHealth Group Incorporated	N	1
		.0000					Empremédica S. A.	PER	NIA	Banmedica S.A.	Ownership	100.000	UnitedHealth Group Incorporated	N	
		.0000	77-0317478				Endoscopy Center Affiliates, Inc.	DE	NIA	National Surgery Centers, LLC	Ownership	100.000	UnitedHealth Group Incorporated	N	
.0707	UnitedHealth Group Incorporated	.89087	75-1617708				Enterprise Life Insurance Company	TX	IA	Freedom Life Insurance Company of America	Ownership	100.000	UnitedHealth Group Incorporated	N	
		.0000					EP Campus I, LLC	DE	NIA	UnitedHealthcare Insurance Company	Ownership	100.000	UnitedHealth Group Incorporated	N	
		.0000	27-2767291				EPIC Health Plan	CA	NIA	EPIC Management Services, LLC	Ownership	100.000	UnitedHealth Group Incorporated	N	
		.0000	33-0654147				EPIC Management Services, LLC	DE	NIA	Collaborative Care Holdings, LLC	Ownership	100.000	UnitedHealth Group Incorporated	N	
		.0000	81-0732646				Equian Parent Corp.	DE	NIA	OptumInsight, Inc.	Ownership	100.000	UnitedHealth Group Incorporated	N	
		.0000	27-0083277				Equian, LLC	IN	NIA	Equian Parent Corp.	Ownership	100.000	UnitedHealth Group Incorporated	N	
		.0000					Esho – Empresa de Serviços Hospitalares S.A.			Amil Assistência Médica Internacional S.A.					
		.0000					Etho – Empresa de Tecnologia Hospitalar Ltda.	BRA	NIA	Amil Assistência Médica Internacional S.A.	Ownership	99.705	UnitedHealth Group Incorporated	N	
		.0000	98-1122399					BRA	NIA		Ownership	100.000	UnitedHealth Group Incorporated	N	
		.0000	81-1070402				Everett MSO, Inc.	WA	NIA	OptumCare Holdings, LLC	Ownership	100.000	UnitedHealth Group Incorporated	N	
		.0000	81-1625636				Everett Physicians, Inc. P.S.	WA	NIA	Physician(s) Owned	Influence	0.000	UnitedHealth Group Incorporated	N	1
		.0000	20-0087132				Excelsior Insurance Brokerage, Inc.	DE	NIA	HealthMarkets Insurance Agency, Inc.	Ownership	100.000	UnitedHealth Group Incorporated	N	
		.0000	11-3669765				Executive Health Resources, Inc.	PA	NIA	Optum360 Solutions, LLC	Ownership	100.000	UnitedHealth Group Incorporated	N	
		.0000	30-0701899				Executive Surgery Center, L.L.C.	TX	NIA	SCA-Houston Executive, LLC	Ownership	54.466	UnitedHealth Group Incorporated	N	
		.0000	98-1259260				Exploration for Mine Clearance LLC	IRQ	NIA	UnitedHealthcare Global Medical (UK) Limited	Ownership	100.000	UnitedHealth Group Incorporated	N	
		.0000					Eye Clinic Oftalmologia Clínica Cirúrgica e Diagnóstico Ltda.	BRA	NIA	Hospital Alvorada Taguatinga Ltda.	Ownership	100.000	UnitedHealth Group Incorporated	N	
		.0000	27-0927202				Eye Specialists Surgery Centers LLC	IN	NIA	SCA AHN JV Holdings, LLC	Ownership	51.000	UnitedHealth Group Incorporated	N	
		.0000	88-0223385				Family Health Care Services	NV	NIA	Sierra Health Services, Inc.	Ownership	100.000	UnitedHealth Group Incorporated	N	
		.0000	88-0257036				Family Home Hospice, Inc.	NV	NIA	Sierra Health Services, Inc.	Ownership	100.000	UnitedHealth Group Incorporated	N	
		.0000	82-2929226				First Coast Orthopedic Center, LLC	FL	NIA	SCA-First Coast, LLC	Ownership	20.000	UnitedHealth Group Incorporated	N	2
		.0000	85-2966587				First Family Insurance, LLC	DE	NIA	Golden Rule Financial Corporation	Ownership	100.000	UnitedHealth Group Incorporated	N	
		.0000	47-2066485				First Hill Surgery Center, LLC	WA	NIA	Physician(s) Owned	Influence	0.000	UnitedHealth Group Incorporated	N	1
		.0000	62-1551098				Florence Surgery Center, L.P.	TN	NIA	SCA-Florence, LLC	Ownership	20.000	UnitedHealth Group Incorporated	N	2
		.0000	35-2456267				FMG Holdings, LLC	DE	NIA	Hygeia Corporation	Ownership	1.296	UnitedHealth Group Incorporated	N	
		.0000	35-2456267				FMG Holdings, LLC	DE	NIA	UnitedHealth Group Incorporated	Ownership	98.704	UnitedHealth Group Incorporated	N	
		.0000	11-2142060				Focus Rx Inc.	NY	NIA	Diplomat Pharmacy, Inc.	Ownership	100.000	UnitedHealth Group Incorporated	N	
		.0000	46-3275933				Focus Rx Pharmacy Services Inc.	NY	NIA	Diplomat Pharmacy, Inc.	Ownership	100.000	UnitedHealth Group Incorporated	N	
		.0000	86-0908902				For Health of Arizona, Inc.	AZ	NIA	For Health, Inc.	Ownership	100.000	UnitedHealth Group Incorporated	N	
		.0000	33-0766617				For Health, Inc.	DE	NIA	Inspiris, Inc.	Ownership	100.000	UnitedHealth Group Incorporated	N	
		.0000	77-0368346				Fort Worth Endoscopy Centers, LLC	TX	NIA	Surgical Care Affiliates, LLC	Influence	0.000	UnitedHealth Group Incorporated	N	
		.0000	86-0901608				Fortified Provider Network, Inc.	AZ	NIA	Equian Parent Corp.	Ownership	100.000	UnitedHealth Group Incorporated	N	
		.0000	27-0695411				Fortify Technologies, LLC	MN	NIA	Optum Labs, LLC	Ownership	100.000	UnitedHealth Group Incorporated	N	
		.0000	20-4647560				Foundation Surgery Affiliate General of Huntingdon Valley, LLC	OK	NIA	Virtua-SCA Holdings II, LLC	Ownership	55.000	UnitedHealth Group Incorporated	N	2
		.0000	68-0499459				Foundation Surgery Affiliate of Huntingdon Valley, L.P.	OK	NIA	Virtua-SCA Holdings II, LLC	Ownership	54.450	UnitedHealth Group Incorporated	N	2
		.0000	20-3412606				Franklin Surgical Center LLC	NJ	NIA	SCA-Franklin, LLC	Ownership	50.626	UnitedHealth Group Incorporated	N	
.0707	UnitedHealth Group Incorporated	.62324	61-1096685				Freedom Life Insurance Company of America	TX	IA	USHEALTH Group, Inc.	Ownership	100.000	UnitedHealth Group Incorporated	N	

SCHEDULE Y
PART 1A - DETAIL OF INSURANCE HOLDING COMPANY SYSTEM

1	2	3	4	5	6	7	8	9	10	11	12	13	14	15	16
Group Code	Group Name	NAIC Company Code	ID Number	Federal RSSD	CIK	Name of Securities Exchange if Publicly Traded (U.S. or International)	Names of Parent, Subsidiaries Or Affiliates	Domi-ciliary Location	Relation-ship to Reporting Entity	Directly Controlled by (Name of Entity/Person)	Type of Control (Ownership, Board, Management, Attorney-in-Fact, Influence, Other)	If Control is Ownership Provide Percentage	Ultimate Controlling Entity(ies)/Person(s)	Is an SCA Filing Re-quired? (Y/N)	*
		.00000	82-3453993				Freeway Surgicenter of Houston, LLC	TX	NIA	SCA-Freeway Holdings, LLC	Ownership	59.322	UnitedHealth Group Incorporated	N	
		.00000	98-1172769				Frontier Medex Tanzania Limited	TZA	NIA	UnitedHealthcare Global Medical (UK) Limited	Ownership	99.000	UnitedHealth Group Incorporated	N	
		.00000	68-0679514				FrontierMEDEX (RMS), Inc.	DE	NIA	FMG Holdings, LLC	Ownership	100.000	UnitedHealth Group Incorporated	N	
		.00000	45-5339512				FrontierMEDEX Government Services, LLC	DE	NIA	FMG Holdings, LLC	Ownership	100.000	UnitedHealth Group Incorporated	N	
		.00000	98-1147103				FrontierMEDEX Kenya Limited	KEN	NIA	UnitedHealthcare Global Medical (UK) Limited	Ownership	99.900	UnitedHealth Group Incorporated	N	
		.00000	98-1147103				FrontierMEDEX Kenya Limited	KEN	NIA	UnitedHealthcare International I B.V. UnitedHealthcare Global Medical (UK)	Ownership	0.100	UnitedHealth Group Incorporated	N	
		.00000	98-1101521				FrontierMEDEX Limited	IRQ	NIA	UnitedHealthcare Global Medical (UK) Limited	Ownership	100.000	UnitedHealth Group Incorporated	N	
		.00000	33-1219808				FrontierMEDEX US, Inc.	DE	NIA	FMG Holdings, LLC	Ownership	24.613	UnitedHealth Group Incorporated	N	
		.00000	33-1219808				FrontierMEDEX US, Inc.	DE	NIA	UnitedHealth Group Incorporated	Ownership	75.387	UnitedHealth Group Incorporated	N	
		.00000	52-2230470				FrontierMEDEX, Inc.	IN	NIA	FrontierMEDEX US, Inc.	Ownership	100.000	UnitedHealth Group Incorporated	N	
		.00000	63-0833765				Fundación Barmédica	CHL	NIA	Barmédica S.A.	Ownership	100.000	UnitedHealth Group Incorporated	N	
		.00000	27-0556097				Gadsden Surgery Center, LLC	DE	NIA	SC Affiliates, LLC	Ownership	100.000	UnitedHealth Group Incorporated	N	
		.00000	47-3851949				Genoa Healthcare LLC	PA	NIA	Specialized Pharmaceuticals, Inc.	Ownership	100.000	UnitedHealth Group Incorporated	N	
		.00000	20-5009764				Genoa Healthcare, Inc.	DE	NIA	OptumRx Holdings, LLC	Ownership	100.000	UnitedHealth Group Incorporated	N	
		.00000	38-4034308				Genoa of Arkansas, LLC	AR	NIA	Genoa Healthcare LLC	Ownership	100.000	UnitedHealth Group Incorporated	N	
		.00000	45-3010132				Genoa Technology (Canada) Inc.	CAN	NIA	Genoa Technology, Inc.	Ownership	100.000	UnitedHealth Group Incorporated	N	
		.00000	81-4703295				Genoa Technology, Inc.	DE	NIA	Genoa Healthcare LLC	Ownership	100.000	UnitedHealth Group Incorporated	N	
		.00000	37-0920164				Genoa Telepsychiatry, Inc.	DE	NIA	Genoa Healthcare LLC	Ownership	100.000	UnitedHealth Group Incorporated	N	
		.00000	65-1025514				Genoa, QoL Wholesale, LLC	DE	NIA	Genoa Healthcare LLC	Ownership	100.000	UnitedHealth Group Incorporated	N	
		.00000	47-3495605				gethealthinsurance.com Agency Inc.	IN	NIA	Golden Rule Financial Corporation	Ownership	100.000	UnitedHealth Group Incorporated	N	
		.00000	33-0595220				Gladiolus Surgery Center, L.L.C.	FL	NIA	SCA-Gladiolus, LLC	Ownership	50.789	UnitedHealth Group Incorporated	N	
		.00000	62-1601450				GLBESC, LLC	DE	NIA	Beach Surgical Holdings LLC	Ownership	54.969	UnitedHealth Group Incorporated	N	2
		.00000	27-3337336				Glenwood Surgical Center, L.P.	CA	NIA	SCA-Glenwood Holdings, LLC	Ownership	56.730	UnitedHealth Group Incorporated	N	
		.00000	20-3420886				Glenwood-SC, Inc.	TN	NIA	SC Affiliates, LLC	Ownership	100.000	UnitedHealth Group Incorporated	N	
		.00000	37-0855360				Global One Ventures, LLC	CA	NIA	SCA Global One Holdings, LLC	Ownership	100.000	UnitedHealth Group Incorporated	N	
		.00000	37-6028756	3057283			Golden Outlook, Inc.	CA	NIA	Golden Rule Financial Corporation	Ownership	100.000	UnitedHealth Group Incorporated	N	
.0707	UnitedHealth Group Incorporated	.62286	33-0529450				Golden Rule Financial Corporation	DE	NIA	UnitedHealth Group Incorporated	Ownership	100.000	UnitedHealth Group Incorporated	N	
		.00000	52-1597483				Golden Rule Insurance Company	IN	IA	Golden Rule Financial Corporation	Ownership	100.000	UnitedHealth Group Incorporated	N	
		.00000	93-1237063				Golden Triangle Surgicenter, L.P.	CA	NIA	Surgery Centers-West Holdings, LLC	Ownership	51.000	UnitedHealth Group Incorporated	N	
		.00000	27-2337725				Grandview Surgery Center, LTD.	PA	NIA	Camp Hill Ambulatory Centers	Ownership	41.993	UnitedHealth Group Incorporated	N	2
		.00000	36-4053840				Grants Pass Surgery Center, LLC	OR	NIA	SCA-Grants Pass, LLC	Ownership	51.000	UnitedHealth Group Incorporated	N	
		.00000	74-2411643				Greater Phoenix Collaborative Care, P.C.	AZ	NIA	Physician(s) Owned	Influence	0.000	UnitedHealth Group Incorporated	N	1
		.00000	85-3346468				Greensboro Specialty Surgery Center, LLC	NC	NIA	NSC Greensboro West, LLC	Ownership	50.100	UnitedHealth Group Incorporated	N	2
		.00000	33-0749339				Greenville Surgery Center, LLC	TX	NIA	Surgical Care Affiliates, LLC	Influence	0.000	UnitedHealth Group Incorporated	N	
		.00000	33-0749339				Greenway Surgical Suites, LLC	IN	NIA	SCA Greenway Holdings, LLC	Ownership	56.766	UnitedHealth Group Incorporated	N	2
		.00000	01-0619096				Grossmont Surgery Center, L.P.	CA	NIA	Medical Surgical Centers of America, Inc.	Ownership	33.645	UnitedHealth Group Incorporated	N	2
		.00000	26-1227494				Grossmont Surgery Center, L.P.	CA	NIA	SunSurgery, LLC	Ownership	1.000	UnitedHealth Group Incorporated	N	2
		.00000	98-0213198				Grove Place Surgery Center, L.L.C.	FL	NIA	SCA-Grove Place, LLC	Ownership	51.000	UnitedHealth Group Incorporated	N	
		.79480	35-1279304				H.I. Investments Holding Company, LLC	DE	NIA	Health Ventures, LLC	Ownership	100.000	UnitedHealth Group Incorporated	N	
.0707	UnitedHealth Group Incorporated	.00000	26-3234725				H&W Indemnity (SPC), Ltd.	CYM	NIA	UnitedHealth Group Incorporated	Ownership	100.000	UnitedHealth Group Incorporated	N	
		.00000	58-2065044				Harken Health Insurance Company	WI	IA	UnitedHealthcare, Inc.	Ownership	100.000	UnitedHealth Group Incorporated	N	
		.00000	85-2037257				Harrison Endo Surgical Center, LLC	NJ	NIA	Virtua-SCA Holdings II, LLC	Ownership	55.000	UnitedHealth Group Incorporated	N	2
		.00000	27-4579547				Hawthorn Place Outpatient Surgery Center, L.P.	GA	NIA	SHC Hawthorn, Inc.	Ownership	38.000	UnitedHealth Group Incorporated	N	2
		.00000	27-4579547				Hays JV Partners, LLC	TX	NIA	SCA Hays Holdings, LLC	Ownership	31.373	UnitedHealth Group Incorporated	N	2
		.00000	27-4579547				Hays Surgery Center, LLC	TX	NIA	SCA Hays Holdings, LLC	Ownership	9.000	UnitedHealth Group Incorporated	N	
		.00000	27-4579547				Hays Surgery Center, LLC	TX	NIA	Hays JV Partners, LLC	Ownership	51.000	UnitedHealth Group Incorporated	N	
		.00000	27-0549481				hCentive Technology India Private Limited	IND	NIA	hCentive, Inc.	Ownership	99.990	UnitedHealth Group Incorporated	N	
		.00000	45-3007213				hCentive Technology India Private Limited	IND	NIA	UnitedHealth International, Inc.	Ownership	0.010	UnitedHealth Group Incorporated	N	
		.00000	45-3007213				hCentive, Inc.	DE	NIA	Optum Government Solutions, Inc.	Ownership	100.000	UnitedHealth Group Incorporated	N	
		.00000	45-3007213				HCP ACO California, LLC	CA	NIA	OptumCare Management, LLC	Ownership	100.000	UnitedHealth Group Incorporated	N	

STATEMENT AS OF SEPTEMBER 30, 2021 OF THE UnitedHealthcare of Wisconsin, Inc.

SCHEDULE Y
PART 1A - DETAIL OF INSURANCE HOLDING COMPANY SYSTEM

1	2	3	4	5	6	7	8	9	10	11	12	13	14	15	16
Group Code	Group Name	NAIC Company Code	ID Number	Federal RSSD	CIK	Name of Securities Exchange if Publicly Traded (U.S. or International)	Names of Parent, Subsidiaries Or Affiliates	Domiciliary Location	Relationship to Reporting Entity	Directly Controlled by (Name of Entity/Person)	Type of Control (Ownership, Board, Management, Attorney-in-Fact, Influence, Other)	If Control is Ownership Provide Percentage	Ultimate Controlling Entity(ies)/Person(s)	Is an SCA Filing Required? (Y/N)	*
		.0000					HDI Seguros de Vida S.A.	.CHL	NIA	Banmedica Internacional SpA	Ownership	0.000	UnitedHealth Group Incorporated	.N	
		.0000					HDI Seguros de Vida S.A.	.CHL	NIA	Banmedica S.A.	Ownership	100.000	UnitedHealth Group Incorporated	.N	
		.0000	33-0673883				Health Care-ONE Insurance Agency, Inc.	.CA	NIA	USHEALTH Advisors, LLC	Ownership	50.000	UnitedHealth Group Incorporated	.N	
		.0000	20-5944768				Health Inventures Employment Solutions, LLC	.DE	NIA	Health Inventures, LLC	Ownership	100.000	UnitedHealth Group Incorporated	.N	
		.0000	04-3723090				Health Inventures, LLC	.DE	NIA	SC Affiliates, LLC	Ownership	100.000	UnitedHealth Group Incorporated	.N	
.0707	UnitedHealth Group Incorporated	96342	88-0201035				Health Plan of Nevada, Inc.	.NV	IA	Sierra Health Services, Inc.	Ownership	100.000	UnitedHealth Group Incorporated	.N	
		.0000	95-4526112				HealthCare Partners Affiliates Medical Group			HealthCare Partners Associates Medical Group, P.C.	Ownership	95.000	UnitedHealth Group Incorporated	.N	.1
		.0000	26-4247365				HealthCare Partners ASC-HB, LLC	.CA	NIA	Talbert Medical Group, P.C.	Ownership	100.000	UnitedHealth Group Incorporated	.N	.1
		.0000	95-4628842				HealthCare Partners ASC-LB, LLC	.CA	NIA	HealthCare Partners Associates Medical Group, P.C.	Ownership	1.000	UnitedHealth Group Incorporated	.N	
		.0000	95-4628842				HealthCare Partners ASC-LB, LLC	.CA	NIA	OptumCare Management, LLC	Ownership	99.000	UnitedHealth Group Incorporated	.N	
		.0000	45-5273760				HealthCare Partners Associates Medical Group, P.C.	.CA	NIA	Physician(s) Owned	Influence	0.000	UnitedHealth Group Incorporated	.N	.1
		.0000	47-5274363				HealthCare Partners Management Services California, LLC	.DE	NIA	OptumCare Management, LLC	Ownership	100.000	UnitedHealth Group Incorporated	.N	
		.0000	95-4340584				HealthCare Partners Medical Group, P.C.	.CA	NIA	Physician(s) Owned	Influence	0.000	UnitedHealth Group Incorporated	.N	.1
		.0000	81-1080535				HealthCare Partners RE, LLC	.DE	NIA	OptumCare Holdings, LLC	Ownership	100.000	UnitedHealth Group Incorporated	.N	
		.0000	77-0693060				Healthcare Solutions, Inc.	.DE	NIA	OptumRx Administrative Services, LLC	Ownership	100.000	UnitedHealth Group Incorporated	.N	
		.0000	20-3349887				HealthEast Surgery Center-Maplewood, LLC	.MN	NIA	H.I. Investments Holding Company, LLC	Ownership	25.139	UnitedHealth Group Incorporated	.N	.2
		.0000					HealthFirst IPA, Inc.	.CO	NIA	New West Physicians, Inc.	Ownership	100.000	UnitedHealth Group Incorporated	.N	
		.0000	47-2570595				HealthMarkets Group, Inc.	.DE	NIA	HealthMarkets, LLC	Ownership	100.000	UnitedHealth Group Incorporated	.N	
		.0000	27-0277771				HealthMarkets Insurance Agency, Inc.	.DE	NIA	HealthMarkets Group, Inc.	Ownership	100.000	UnitedHealth Group Incorporated	.N	
		.0000	46-1131431				HealthMarkets Services, Inc.	.DE	NIA	HealthMarkets Group, Inc.	Ownership	100.000	UnitedHealth Group Incorporated	.N	
		.0000	75-2044750	4346649			HealthMarkets, Inc.	.DE	NIA	Golden Rule Financial Corporation	Ownership	100.000	UnitedHealth Group Incorporated	.N	
		.0000					HealthMarkets, LLC	.DE	NIA	HealthMarkets, Inc.	Ownership	100.000	UnitedHealth Group Incorporated	.N	
		.0000	83-2329503				Healthplex America, LLC	.FL	NIA	Marlin Holding Company LLC	Ownership	100.000	UnitedHealth Group Incorporated	.N	
		.0000	45-2548158				Healthplex Dental Services, Inc.	.FL	IA	Healthplex, Inc.	Ownership	100.000	UnitedHealth Group Incorporated	.N	
		.0000	11-3554436				Healthplex I.P.A., Inc.	.NY	NIA	Healthplex, Inc.	Ownership	100.000	UnitedHealth Group Incorporated	.N	
.0707	UnitedHealth Group Incorporated	.11172	11-3469326				Healthplex Insurance Company	.NY	IA	Healthplex, Inc.	Ownership	100.000	UnitedHealth Group Incorporated	.N	
		.0000	20-8999255				Healthplex of CT, Inc.	.CT	NIA	Healthplex, Inc.	Ownership	100.000	UnitedHealth Group Incorporated	.N	
		.0000	20-5644765				Healthplex of DC, Inc.	.DC	NIA	Healthplex, Inc.	Ownership	100.000	UnitedHealth Group Incorporated	.N	
		.0000	20-5644779				Healthplex of MD, Inc.	.MD	NIA	Healthplex, Inc.	Ownership	100.000	UnitedHealth Group Incorporated	.N	
		.0000	32-0572262				Healthplex of ME, Inc.	.ME	NIA	Healthplex, Inc.	Ownership	100.000	UnitedHealth Group Incorporated	.N	
		.0000	35-2633905				Healthplex of NC, Inc.	.NC	NIA	Healthplex, Inc.	Ownership	100.000	UnitedHealth Group Incorporated	.N	
.0707	UnitedHealth Group Incorporated	.12830	20-5343824				Healthplex of NJ, Inc.	.NJ	IA	Healthplex, Inc.	Ownership	100.000	UnitedHealth Group Incorporated	.N	
		.0000	45-0705334				Healthplex of TX, Inc.	.TX	NIA	Healthplex, Inc.	Ownership	100.000	UnitedHealth Group Incorporated	.N	
		.0000	11-2714365				Healthplex, Inc.	.NY	NIA	Healthplex America, LLC	Ownership	100.000	UnitedHealth Group Incorporated	.N	
		.0000	71-0847266				HealthSCOPE Benefits, Inc.	.DE	NIA	HealthSCOPE Holdings, Inc.	Ownership	100.000	UnitedHealth Group Incorporated	.N	
		.0000	47-1409110				HealthSCOPE Holdings, Inc.	.DE	NIA	UMR, Inc.	Ownership	100.000	UnitedHealth Group Incorporated	.N	
		.0000	83-2722254				Heartland Heart and Vascular, LLC	.DE	NIA	SCA Heartland Holdings, LLC	Ownership	80.000	UnitedHealth Group Incorporated	.N	
		.0000					Help Service S.A.	.CHL	NIA	Banmedica S.A.	Ownership	100.000	UnitedHealth Group Incorporated	.N	
		.0000					Help Service S.A.	.CHL	NIA	Saden S.A.	Ownership	0.000	UnitedHealth Group Incorporated	.N	
		.0000	98-1443161				Help SpA	.CHL	NIA	Banmedica S.A.	Ownership	100.000	UnitedHealth Group Incorporated	.N	
		.0000	98-1443161				Help SpA	.CHL	NIA	Saden S.A.	Ownership	0.000	UnitedHealth Group Incorporated	.N	
		.0000					Hemonefro – Hemodiálise e Nefrologia Ltda	.BRA	NIA	Esho – Empresa de Serviços Hospitalares S.A.	Ownership	32.420	UnitedHealth Group Incorporated	.N	.2
		.0000	46-5291602				HFHS-SCA Holdings, LLC	.MI	NIA	SC Affiliates, LLC	Ownership	49.000	UnitedHealth Group Incorporated	.N	.2
		.0000	84-1472832				Highlands Ranch Healthcare, LLC	.CO	NIA	Urgent Care MSO, LLC	Ownership	100.000	UnitedHealth Group Incorporated	.N	
		.0000	98-1452260				Home Medical S.A.	.CHL	NIA	Saden S.A.	Ownership	0.002	UnitedHealth Group Incorporated	.N	
		.0000	98-1452260				Home Medical S.A.	.CHL	NIA	Help SpA	Ownership	99.998	UnitedHealth Group Incorporated	.N	
		.0000	81-0884465				Homecare Dimensions of Florida, Inc.	.TX	NIA	WellMed Networks, Inc.	Ownership	100.000	UnitedHealth Group Incorporated	.N	.1
		.0000	74-2758644				Homecare Dimensions, Inc.	.TX	NIA	WellMed Networks, Inc.	Ownership	100.000	UnitedHealth Group Incorporated	.N	.1
		.0000					Honodav SpA	.CHL	NIA	Servicios Integrados de Salud Ltda.	Ownership	1.000	UnitedHealth Group Incorporated	.N	

STATEMENT AS OF SEPTEMBER 30, 2021 OF THE UnitedHealthcare of Wisconsin, Inc.

SCHEDULE Y
PART 1A - DETAIL OF INSURANCE HOLDING COMPANY SYSTEM

1	2	3	4	5	6	7	8	9	10	11	12	13	14	15	16
Group Code	Group Name	NAIC Company Code	ID Number	Federal RSSD	CIK	Name of Securities Exchange if Publicly Traded (U.S. or International)	Names of Parent, Subsidiaries Or Affiliates	Domi-ciliary Location	Relation-ship to Reporting Entity	Directly Controlled by (Name of Entity/Person)	Type of Control (Ownership, Board, Management, Attorney-in-Fact, Influence, Other)	If Control is Ownership Provide Percentage	Ultimate Controlling Entity(ies)/Person(s)	Is an SCA Filing Re-quired? (Y/N)	*
		.0000					Honodav SpA	.CHL	NIA	Clínica Dávila y Servicios Médicos S.p.A.	Ownership	99.000	UnitedHealth Group Incorporated	.N	
		.0000	20-8910978				Hospice Inspiris Holdings, Inc.	.TN	NIA	Inspiris, Inc.	Ownership	100.000	UnitedHealth Group Incorporated	.N	
		.0000	98-1286038				Hospitais Associados de Pernambuco Ltda.	.BRA	NIA	Hospital Alvorada Taguatinga Ltda.	Ownership	0.000	UnitedHealth Group Incorporated	.N	
		.0000	98-1286038				Hospitais Associados de Pernambuco Ltda.	.BRA	NIA	Esho – Empresa de Serviços Hospitalares S.A.	Ownership	100.000	UnitedHealth Group Incorporated	.N	
		.0000					Hospital Alvorada Taguatinga Ltda.	.BRA	NIA	Esho – Empresa de Serviços Hospitalares S.A.	Ownership	7.393	UnitedHealth Group Incorporated	.N	
		.0000					Hospital Alvorada Taguatinga Ltda.	.BRA	NIA	Bosque Medical Center Ltda.	Ownership	6.793	UnitedHealth Group Incorporated	.N	
		.0000					Hospital Alvorada Taguatinga Ltda.	.BRA	NIA	Amil Assistência Médica Internacional S.A.	Ownership	85.814	UnitedHealth Group Incorporated	.N	
		.0000	98-1389272				Hospital Ana Costa S.A.	.BRA	NIA	Plano de Saúde Ana Costa Ltda.	Ownership	65.749	UnitedHealth Group Incorporated	.N	
		.0000	98-1389272				Hospital Ana Costa S.A.	.BRA	NIA	Hospital Alvorada Taguatinga Ltda.	Ownership	34.205	UnitedHealth Group Incorporated	.N	
		.0000	98-1310065				Hospital de Clínicas de Jacarepaguá Ltda.	.BRA	NIA	Cemed Care – Empresa de Atendimento Clínico Geral Ltda.	Ownership	0.000	UnitedHealth Group Incorporated	.N	
		.0000	98-1310065				Hospital de Clínicas de Jacarepaguá Ltda.	.BRA	NIA	Esho – Empresa de Serviços Hospitalares S.A.	Ownership	100.000	UnitedHealth Group Incorporated	.N	
		.0000	98-1332673				Hospital Santa Helena S.A.	.BRA	NIA	Elual Participações S.A.	Ownership	27.804	UnitedHealth Group Incorporated	.N	
		.0000	98-1332673				Hospital Santa Helena S.A.	.BRA	NIA	Esho – Empresa de Serviços Hospitalares S.A.	Ownership	72.196	UnitedHealth Group Incorporated	.N	
		.0000	26-2912304				Humedica, Inc.	.DE	NIA	United HealthCare Services, Inc.	Ownership	100.000	UnitedHealth Group Incorporated	.N	
		.0000	36-4331825				Hygeia Corporation	.DE	NIA	UnitedHealth International, Inc.	Ownership	100.000	UnitedHealth Group Incorporated	.N	
		.0000	98-1106075				Hygeia Corporation (Ontario)	.CAN	NIA	FrontierMEDEX US, Inc.	Ownership	100.000	UnitedHealth Group Incorporated	.N	
		.0000	84-4865867				IHD Holdings, LLC	.DE	NIA	naviHealth, Inc.	Ownership	100.000	UnitedHealth Group Incorporated	.N	
		.0000	82-1341098				Illinois Independent Care Network, LLC	.DE	NIA	Surgical Care Affiliates, LLC	Ownership	100.000	UnitedHealth Group Incorporated	.N	
		.0000	20-4351923				Impel Consulting Experts, L.L.C.	.TX	NIA	Impel Management Services, L.L.C.	Ownership	100.000	UnitedHealth Group Incorporated	.N	
		.0000	75-2574317				Impel Management Services, L.L.C.	.TX	NIA	USMD Holdings, Inc.	Ownership	100.000	UnitedHealth Group Incorporated	.N	
		.0000	27-3296953				IN Style OPTICAL, LLC	.IA	NIA	Reliant Medical Group, Inc.	Ownership	100.000	UnitedHealth Group Incorporated	.N	1
		.0000	45-4132005				Indiana Care Organization, LLC	.IN	NIA	AFN Target Holdings, LLC	Ownership	100.000	UnitedHealth Group Incorporated	.N	
		.0000	33-0618077				Inland Faculty Medical Group, Inc.	.CA	NIA	NAIM Medical Group Holdings, Inc.	Ownership	100.000	UnitedHealth Group Incorporated	.N	1
		.0000	33-0018673				Inland Surgery Center, L.P.	.CA	NIA	SC Affiliates, LLC	Ownership	5.275	UnitedHealth Group Incorporated	.N	
		.0000	33-0018673				Inland Surgery Center, L.P.	.CA	NIA	Redlands Ambulatory Surgery Center	Ownership	51.000	UnitedHealth Group Incorporated	.N	
		.0000					Imobiliária Apoquindo 3001 S.A.	.CHL	NIA	Imobiliária Apoquindo S.A.	Ownership	99.999	UnitedHealth Group Incorporated	.N	
		.0000					Imobiliária Apoquindo 3001 S.A.	.CHL	NIA	Cobranzas Banmédica SpA	Ownership	0.001	UnitedHealth Group Incorporated	.N	
		.0000	98-1458683				Imobiliária Apoquindo 3600 Ltda.	.CHL	NIA	Imobiliária Apoquindo 3001 S.A.	Ownership	0.300	UnitedHealth Group Incorporated	.N	
		.0000	98-1458683				Imobiliária Apoquindo 3600 Ltda.	.CHL	NIA	Banmédica S.A.	Ownership	99.700	UnitedHealth Group Incorporated	.N	
		.0000	98-1443174				Imobiliária Apoquindo S.A.	.CHL	NIA	Banmédica S.A.	Ownership	100.000	UnitedHealth Group Incorporated	.N	
		.0000	98-1443174				Imobiliária Apoquindo S.A.	.CHL	NIA	Saden S.A.	Ownership	0.000	UnitedHealth Group Incorporated	.N	
		.0000	98-1458682				Imobiliária Clínica Santa María S.A.	.CHL	NIA	Banmédica S.A.	Ownership	99.510	UnitedHealth Group Incorporated	.N	
		.0000	98-1454653				Imobiliária e Inversiones Alameda S.A.	.CHL	NIA	Saden S.A.	Ownership	0.020	UnitedHealth Group Incorporated	.N	
		.0000	98-1454653				Imobiliária e Inversiones Alameda S.A.	.CHL	NIA	Banmédica S.A.	Ownership	99.980	UnitedHealth Group Incorporated	.N	
		.0000	98-1460922				Imobiliária Viñamed Ltda.	.CHL	NIA	Administradora Médica Centromed S.A.	Ownership	99.900	UnitedHealth Group Incorporated	.N	
		.0000	47-5640889				INOV8 Surgical at Memorial City, LLC	.TX	NIA	Memorial City Partners, LLC	Ownership	100.000	UnitedHealth Group Incorporated	.N	
		.0000	88-0482274				inPharmative, Inc.	.NV	NIA	OptumRx Health Solutions, LLC	Ownership	100.000	UnitedHealth Group Incorporated	.N	
		.0000	45-2563134				Inspiris Medical Services of New Jersey, P.C.	.NJ	NIA	Physician(s) Owned	Influence	0.000	UnitedHealth Group Incorporated	.N	1
		.0000	27-1561674				INSPIRIS of Michigan Medical Services, P.C.	.MI	NIA	Physician(s) Owned	Influence	0.000	UnitedHealth Group Incorporated	.N	1
		.0000	13-4168739				INSPIRIS of New York Medical Services, P.C.	.NY	NIA	Physician(s) Owned	Influence	0.000	UnitedHealth Group Incorporated	.N	1
		.0000	26-2895670				INSPIRIS of Pennsylvania Medical Services, P.C.	.PA	NIA	Physician(s) Owned	Influence	0.000	UnitedHealth Group Incorporated	.N	1
		.0000	26-2885572				INSPIRIS of Texas Physician Group	.TX	NIA	Optum Care Services Company	Ownership	100.000	UnitedHealth Group Incorporated	.N	
		.0000	33-0766366				Inspiris, Inc.	.DE	NIA	Collaborative Care Holdings, LLC	Ownership	100.000	UnitedHealth Group Incorporated	.N	
		.0000					Instituto Radium de Campinas Ltda	.BRA	NIA	Esho – Empresa de Serviços Hospitalares S.A.	Ownership	0.000	UnitedHealth Group Incorporated	.N	

16.10

STATEMENT AS OF SEPTEMBER 30, 2021 OF THE UnitedHealthcare of Wisconsin, Inc.

SCHEDULE Y
PART 1A - DETAIL OF INSURANCE HOLDING COMPANY SYSTEM

1	2	3	4	5	6	7	8	9	10	11	12	13	14	15	16
Group Code	Group Name	NAIC Company Code	ID Number	Federal RSSD	CIK	Name of Securities Exchange if Publicly Traded (U.S. or International)	Names of Parent, Subsidiaries Or Affiliates	Domi-ciliary Location	Relation-ship to Reporting Entity	Directly Controlled by (Name of Entity/Person)	Type of Control (Ownership, Board, Management, Attorney-in-Fact, Influence, Other)	If Control is Ownership Provide Percentage	Ultimate Controlling Entity(ies)/Person(s)	Is an SCA Filing Re-quired? (Y/N)	*
		.0000					Instituto Radium de Campinas Ltda	.BRA	NIA	COI - Clinicas Oncológicas Integradas S.A.	Ownership	100.000	UnitedHealth Group Incorporated	.N	
		.0000	95-0856292				Inter-Hospital Physicians Association, Inc.	.OR	NIA	Optum Oregon MSO, LLC	Ownership	100.000	UnitedHealth Group Incorporated	.N	
.0707	UnitedHealth Group Incorporated	.11173	22-2321226				International Healthcare Services, Inc.	.NJ	.IA	Healthplex, Inc.	Ownership	100.000	UnitedHealth Group Incorporated	.N	
		.0000	46-2215497				InTouch Pharmacy LLC	.GA	NIA	Diplomat Pharmacy, Inc.	Ownership	100.000	UnitedHealth Group Incorporated	.N	
		.0000	98-1452273				Inversiones Clínicas Santa María SpA	.CHL	NIA	Banmedica S.A.	Ownership	100.000	UnitedHealth Group Incorporated	.N	
		.0000	98-1448096				Isapre Banmedica S.A.	.CHL	NIA	Clinica Dávila y Servicios Médicos S.p.A.	Ownership	0.000	UnitedHealth Group Incorporated	.N	
		.0000	98-1448096				Isapre Banmedica S.A.	.CHL	NIA	Banmedica S.A.	Ownership	100.000	UnitedHealth Group Incorporated	.N	
		.0000	20-5337793				Johnston Surgicare, L.P.	.RI	NIA	Surgery Center Holding, LLC	Ownership	1.000	UnitedHealth Group Incorporated	.N	
		.0000	74-2544709				Joliet Surgery Center Limited Partnership	.IL	NIA	Surgicare of Joliet, Inc.	Ownership	55.031	UnitedHealth Group Incorporated	.N	
		.0000	68-0624157				Jordan Ridge Family Medicine, LLC	.DE	NIA	Collaborative Care Services, Inc.	Ownership	100.000	UnitedHealth Group Incorporated	.N	
		.0000	46-4755857				Joyable, Inc.	.DE	NIA	AbleTo, Inc.	Ownership	100.000	UnitedHealth Group Incorporated	.N	
		.0000	83-2306992				JPM Healthcare LLC	.DE	NIA	SCA-JPM Holdings, LLC	Ownership	51.000	UnitedHealth Group Incorporated	.N	
		.0000	86-2407758				Kokomo Outpatient Surgery Center, LLC	.IN	NIA	SC Affiliates, LLC	Ownership	100.000	UnitedHealth Group Incorporated	.N	
		.0000					La Esperanza del Perú S.A.	.PER	NIA	Pacifico S.A. Entidad Prestadora de Salud	Ownership	100.000	UnitedHealth Group Incorporated	.N	
		.0000	98-1456202				Laboratorio ROE S.A.	.PER	NIA	Pacifico S.A. Entidad Prestadora de Salud	Ownership	100.000	UnitedHealth Group Incorporated	.N	
		.0000					Laboratorios Médicos Amed Quilpué S.A.	.CHL	NIA	Centromed Quilpué S.A.	Ownership	99.900	UnitedHealth Group Incorporated	.N	
		.0000					Laboratorios Médicos Amed Quilpué S.A.	.CHL	NIA	Servicios Médicos Amed Quilpué S.A.	Ownership	0.100	UnitedHealth Group Incorporated	.N	
		.0000	36-4886532				Landmark Connect of California, PC	.CA	NIA	Physician(s) Owned	Influence	0.000	UnitedHealth Group Incorporated	.N	.1
		.0000	82-4121823				Landmark Connect of Oregon, P.C.	.OR	NIA	Physician(s) Owned	Influence	0.000	UnitedHealth Group Incorporated	.N	.1
		.0000	82-4513634				Landmark Connect of Pennsylvania, PC	.PA	NIA	Physician(s) Owned	Influence	0.000	UnitedHealth Group Incorporated	.N	.1
		.0000	82-4273042				Landmark Connect of Washington, P.C.	.WA	NIA	Physician(s) Owned	Influence	0.000	UnitedHealth Group Incorporated	.N	.1
		.0000	82-5437916				Landmark Group Holdings, LLC	.DE	NIA	Laser Acquisition Holdings III, LLC	Ownership	100.000	UnitedHealth Group Incorporated	.N	
		.0000	61-1889043				Landmark Health Holdings, LLC	.DE	NIA	Landmark Intermediate Holdings, LLC	Ownership	100.000	UnitedHealth Group Incorporated	.N	
		.0000	36-4785073				Landmark Health NY IPA, LLC	.NY	NIA	Landmark Health, LLC	Ownership	100.000	UnitedHealth Group Incorporated	.N	
		.0000	37-1774991				Landmark Health NY PO, LLC	.DE	NIA	Landmark Health, LLC	Ownership	100.000	UnitedHealth Group Incorporated	.N	
		.0000	35-2547489				Landmark Health of California, LLC	.DE	NIA	Landmark Health, LLC	Ownership	100.000	UnitedHealth Group Incorporated	.N	
		.0000	35-2616929				Landmark Health of Massachusetts, LLC	.DE	NIA	Landmark Health, LLC	Ownership	100.000	UnitedHealth Group Incorporated	.N	
		.0000	37-1880434				Landmark Health of North Carolina, LLC	.NC	NIA	Landmark MSO, LLC	Ownership	100.000	UnitedHealth Group Incorporated	.N	
		.0000	38-3952354				Landmark Health of Oregon, LLC	.DE	NIA	Landmark Health, LLC	Ownership	100.000	UnitedHealth Group Incorporated	.N	
		.0000	61-1781940				Landmark Health of Pennsylvania, LLC	.DE	NIA	Landmark Health, LLC	Ownership	100.000	UnitedHealth Group Incorporated	.N	
		.0000	61-1752988				Landmark Health of Washington, LLC	.DE	NIA	Landmark Health, LLC	Ownership	100.000	UnitedHealth Group Incorporated	.N	
		.0000					Landmark Health Technologies Private Limited								
		.0000					Landmark Health Technologies Private Limited	.IND	NIA	Landmark Health, LLC	Ownership	99.990	UnitedHealth Group Incorporated	.N	
		.0000					Landmark Health Technologies Private Limited								
		.0000	46-3015502				Landmark Health, LLC	.IND	NIA	Landmark India, LLC	Ownership	0.010	UnitedHealth Group Incorporated	.N	
		.0000	37-1776229				Landmark India, LLC	.DE	NIA	Landmark Health Holdings, LLC	Ownership	100.000	UnitedHealth Group Incorporated	.N	
		.0000	61-1888278				Landmark Intermediate Holdings, LLC	.DE	NIA	Landmark Health, LLC	Ownership	100.000	UnitedHealth Group Incorporated	.N	
		.0000	85-0997438				Landmark Medical of Arkansas, P.A.	.AR	NIA	Landmark Group Holdings, LLC	Ownership	100.000	UnitedHealth Group Incorporated	.N	
		.0000	47-4553619				Landmark Medical of California, PC	.CA	NIA	Physician(s) Owned	Influence	0.000	UnitedHealth Group Incorporated	.N	.1
		.0000	83-2295301				Landmark Medical of Connecticut, PC	.CT	NIA	Physician(s) Owned	Influence	0.000	UnitedHealth Group Incorporated	.N	.1
		.0000	85-0838149				Landmark Medical of Florida, P.A.	.FL	NIA	Physician(s) Owned	Influence	0.000	UnitedHealth Group Incorporated	.N	.1
		.0000	82-4633545				Landmark Medical of Kansas, P.A.	.KS	NIA	Physician(s) Owned	Influence	0.000	UnitedHealth Group Incorporated	.N	.1
		.0000	82-4881602				Landmark Medical of Kentucky, PSC	.KY	NIA	Physician(s) Owned	Influence	0.000	UnitedHealth Group Incorporated	.N	.1
		.0000	92-4881732				Landmark Medical of Louisiana, a Professional Corporation	.LA	NIA	Physician(s) Owned	Influence	0.000	UnitedHealth Group Incorporated	.N	.1
		.0000	81-5364097				Landmark Medical of Massachusetts, PLLC	.MA	NIA	Physician(s) Owned	Influence	0.000	UnitedHealth Group Incorporated	.N	.1
		.0000	86-3599871				Landmark Medical of Michigan, P.C.	.MI	NIA	Physician(s) Owned	Influence	0.000	UnitedHealth Group Incorporated	.N	.1
		.0000	82-5084178				Landmark Medical of Mississippi, P.C.	.MS	NIA	Physician(s) Owned	Influence	0.000	UnitedHealth Group Incorporated	.N	.1
		.0000	82-4857713				Landmark Medical of Missouri, P.C.	.MO	NIA	Physician(s) Owned	Influence	0.000	UnitedHealth Group Incorporated	.N	.1
		.0000	85-1174070				Landmark Medical of New Hampshire, P.C.	.NH	NIA	Physician(s) Owned	Influence	0.000	UnitedHealth Group Incorporated	.N	.1
		.0000	82-4256752				Landmark Medical of North Carolina, P.C.	.NC	NIA	Physician(s) Owned	Influence	0.000	UnitedHealth Group Incorporated	.N	.1

16.11

STATEMENT AS OF SEPTEMBER 30, 2021 OF THE UnitedHealthcare of Wisconsin, Inc.

SCHEDULE Y
PART 1A - DETAIL OF INSURANCE HOLDING COMPANY SYSTEM

1	2	3	4	5	6	7	8	9	10	11	12	13	14	15	16
Group Code	Group Name	NAIC Company Code	ID Number	Federal RSSD	CIK	Name of Securities Exchange if Publicly Traded (U.S. or International)	Names of Parent, Subsidiaries Or Affiliates	Domiciliary Location	Relationship to Reporting Entity	Directly Controlled by (Name of Entity/Person)	Type of Control (Ownership, Board, Management, Attorney-in-Fact, Influence, Other)	If Control is Ownership Provide Percentage	Ultimate Controlling Entity(ies)/Person(s)	Is an SCA Filing Required? (Y/N)	*
		.00000	82-4864947				Landmark Medical of Ohio, Professional Corporation	OH	NIA	Physician(s) Owned	Influence	0.000	UnitedHealth Group Incorporated	N	1
		.00000	47-2926188				Landmark Medical of Oregon, PC	OR	NIA	Physician(s) Owned	Influence	0.000	UnitedHealth Group Incorporated	N	1
		.00000	81-1605378				Landmark Medical of Pennsylvania, PC	PA	NIA	Physician(s) Owned	Influence	0.000	UnitedHealth Group Incorporated	N	1
		.00000	84-2830065				Landmark Medical of Rhode Island, PC	RI	NIA	Physician(s) Owned	Influence	0.000	UnitedHealth Group Incorporated	N	1
		.00000	83-2296389				Landmark Medical of Texas, PA	TX	NIA	Physician(s) Owned	Influence	0.000	UnitedHealth Group Incorporated	N	1
		.00000	84-2660339				Landmark Medical of Utah, PC	UT	NIA	Physician(s) Owned	Influence	0.000	UnitedHealth Group Incorporated	N	1
		.00000	85-0839774				Landmark Medical of Virginia, P.C.	VA	NIA	Physician(s) Owned	Influence	0.000	UnitedHealth Group Incorporated	N	1
		.00000	47-3028655				Landmark Medical of Washington, PC	WA	NIA	Physician(s) Owned	Influence	0.000	UnitedHealth Group Incorporated	N	1
		.00000	47-1588943				Landmark Medical, P.C.	NY	NIA	Physician(s) Owned	Influence	0.000	UnitedHealth Group Incorporated	N	1
		.00000					Landmark Merger Sub, LLC	DE	NIA	Landmark Health Holdings, LLC	Ownership	100.000	UnitedHealth Group Incorporated	N	
		.00000	32-0446592				Landmark MSO, LLC	DE	NIA	Landmark Health, LLC	Ownership	100.000	UnitedHealth Group Incorporated	N	
		.00000	85-3189716				Landmark Primary Care, LLC	DE	NIA	Landmark Health, LLC	Ownership	100.000	UnitedHealth Group Incorporated	N	
		.00000					Laser Acquisition Holdings III, LLC	DE	NIA	OptumHealth Holdings, LLC	Ownership	100.000	UnitedHealth Group Incorporated	N	
		.00000	81-3732334				LDI Holding Company, LLC	DE	NIA	Oak HC/FT LDI Blocker, LLC	Ownership	17.900	UnitedHealth Group Incorporated	N	
		.00000	81-3732334				LDI Holding Company, LLC	DE	NIA	LDI Nautic VII Blocker, LLC	Ownership	17.600	UnitedHealth Group Incorporated	N	
		.00000	81-3732334				LDI Holding Company, LLC	DE	NIA	LDI Nautic VIII-A Blocker, LLC	Ownership	9.400	UnitedHealth Group Incorporated	N	
		.00000	81-3732334				LDI Holding Company, LLC	DE	NIA	Diplomat Pharmacy, Inc.	Ownership	55.100	UnitedHealth Group Incorporated	N	
		.00000	38-4062192				LDI Management Services, LLC	DE	NIA	LDI Holding Company, LLC	Ownership	100.000	UnitedHealth Group Incorporated	N	
		.00000	81-4123171				LDI Nautic VII Blocker, LLC	DE	NIA	Diplomat Pharmacy, Inc.	Ownership	100.000	UnitedHealth Group Incorporated	N	
		.00000	81-4246034				LDI Nautic VIII-A Blocker, LLC	DE	NIA	Diplomat Pharmacy, Inc.	Ownership	100.000	UnitedHealth Group Incorporated	N	
		.00000	81-3741657				Leehar Distributors, LLC	DE	NIA	LDI Holding Company, LLC	Ownership	100.000	UnitedHealth Group Incorporated	N	
		.00000					Lemhi Ventures Fund I, LP	DE	NIA	United HealthCare Services, Inc.	Ownership	99.450	UnitedHealth Group Incorporated	N	
		.00000					Lemhi Ventures Fund I, LP	DE	NIA	Bind LH Holdings, Inc.	Ownership	0.550	UnitedHealth Group Incorporated	N	
		.00000					Lemhi Ventures Fund II, LP	DE	NIA	Bind LH Holdings, Inc.	Ownership	0.800	UnitedHealth Group Incorporated	N	
		.00000					Lemhi Ventures Fund II, LP	DE	NIA	United HealthCare Services, Inc.	Ownership	99.200	UnitedHealth Group Incorporated	N	
		.00000	32-0543788				Level2 Health Holdings, Inc.	DE	NIA	UnitedHealth Group Ventures, LLC	Ownership	100.000	UnitedHealth Group Incorporated	N	
		.00000	82-3161933				Level2 Health IPA, LLC	DE	NIA	Level2 Health Holdings, Inc.	Ownership	100.000	UnitedHealth Group Incorporated	N	
		.00000	82-3130872				Level2 Health Management, LLC	DE	NIA	Level2 Health Holdings, Inc.	Ownership	100.000	UnitedHealth Group Incorporated	N	
		.00000	84-5003916				Level2 Medical Services, P.A.	DE	NIA	Physician(s) Owned	Influence	0.000	UnitedHealth Group Incorporated	N	1
		.00000	87-2684015				Level2 Medical Services, P.A. New Jersey	NJ	NIA	Physician(s) Owned	Influence	0.000	UnitedHealth Group Incorporated	N	1
		.00000	87-2600511				Level2 Medical Services, P.C. Alaska	AK	NIA	Physician(s) Owned	Influence	0.000	UnitedHealth Group Incorporated	N	1
		.00000					Level2 Medical Services, P.C. California	CA	NIA	Physician(s) Owned	Influence	0.000	UnitedHealth Group Incorporated	N	1
		.00000	87-0989804				Level2 Medical Services, P.C. Utah	UT	NIA	Physician(s) Owned	Influence	0.000	UnitedHealth Group Incorporated	N	1
		.00000	61-1028180				Lexington Surgery Center, Ltd.	KY	NIA	Surgery Center of Lexington, LLC	Ownership	77.000	UnitedHealth Group Incorporated	N	2
		.00000	36-3468942				LGH-A/Golf ASTC, L.L.C.	IL	NIA	Advocate-SCA Partners, LLC	Ownership	49.000	UnitedHealth Group Incorporated	N	2
		.00000	81-4465348				Liberty Anesthesia Services, LLC	IL	NIA	SCA-Winchester, LLC	Ownership	25.000	UnitedHealth Group Incorporated	N	2
		.00000					Lifeprint Accountable Care Organization, LLC	DE	NIA	Collaborative Care Holdings, LLC	Ownership	100.000	UnitedHealth Group Incorporated	N	
		.00000	32-0409538				LifePrint Health, Inc.	DE	NIA	Collaborative Care Holdings, LLC	Ownership	100.000	UnitedHealth Group Incorporated	N	
		.00000	27-2309024				Lifelle II Ltd. Co.	GA	NIA	HealthScope Benefits, Inc.	Ownership	100.000	UnitedHealth Group Incorporated	N	
		.00000	58-2305878				Limestone Medical Center, LLC	DE	NIA	Virtua-SCA Holdings II, LLC	Ownership	60.000	UnitedHealth Group Incorporated	N	2
		.00000	51-0277181				Lotten-Eyes Oftalmologia Clinica e Cirurgica Ltda.	BRA	NIA	Esho - Empresa de Serviços Hospitalares S.A.	Ownership	0.000	UnitedHealth Group Incorporated	N	
		.00000	98-1337963				Lotten-Eyes Oftalmologia Clinica e Cirurgica Ltda.	BRA	NIA	Hospital Alvorada Taguatinga Ltda.	Ownership	100.000	UnitedHealth Group Incorporated	N	
		.00000	98-1337963				Louisville S.C., Ltd.	KY	NIA	Surgery Center of Louisville, LLC	Ownership	59.400	UnitedHealth Group Incorporated	N	
		.00000	62-1179566				Louisville-SC Properties, Inc.	KY	NIA	SC Affiliates, LLC	Ownership	100.000	UnitedHealth Group Incorporated	N	
		.00000	62-1179538				Loyola Ambulatory Surgery Center at Oakbrook, Inc.	IL	NIA	ASC Network, LLC	Ownership	100.000	UnitedHealth Group Incorporated	N	
		.00000	36-4119519				Loyola Ambulatory Surgery Center at Oakbrook, L.P.	IL	NIA	Loyola Ambulatory Surgery Center at Oakbrook, Inc.	Ownership	45.000	UnitedHealth Group Incorporated	N	2
		.00000	36-4119522				Lusiadas - Parcerias Cascais, S.A.	PRT	NIA	Lusiadas, SGPS, S.A.	Ownership	100.000	UnitedHealth Group Incorporated	N	
		.00000	98-1137620				Lusiadas A.C.E.	PRT	NIA	CLISA - Clínica de Santo António, S.A.	Ownership	10.000	UnitedHealth Group Incorporated	N	

STATEMENT AS OF SEPTEMBER 30, 2021 OF THE UnitedHealthcare of Wisconsin, Inc.

SCHEDULE Y
PART 1A - DETAIL OF INSURANCE HOLDING COMPANY SYSTEM

1	2	3	4	5	6	7	8	9	10	11	12	13	14	15	16
Group Code	Group Name	NAIC Company Code	ID Number	Federal RSSD	CIK	Name of Securities Exchange if Publicly Traded (U.S. or International)	Names of Parent, Subsidiaries Or Affiliates	Domiciliary Location	Relationship to Reporting Entity	Directly Controlled by (Name of Entity/Person)	Type of Control (Ownership, Board, Management, Attorney-in-Fact, Influence, Other)	If Control is Ownership Provide Percentage	Ultimate Controlling Entity(ies)/Person(s)	Is an SCA Filing Required? (Y/N)	*
		.0000	98-1139095				Lusiadas A.C.E.	.PRT	NIA	Lusiadas - Parcerias Cascais, S.A.	Ownership	10.000	UnitedHealth Group Incorporated	.N	
		.0000	98-1139095				Lusiadas A.C.E.	.PRT	NIA	Lusiadas, SGPS, S.A.	Ownership	55.000	UnitedHealth Group Incorporated	.N	
		.0000	98-1139095				Lusiadas A.C.E.	.PRT	NIA	Clínica Médico Cirúrgica de Santa Tecla, S.A.	Ownership	5.000	UnitedHealth Group Incorporated	.N	
		.0000	98-1139095				Lusiadas A.C.E.	.PRT	NIA	Lusiadas, S.A.	Ownership	20.000	UnitedHealth Group Incorporated	.N	
		.0000	98-1139089				Lusiadas, S.A.	.PRT	NIA	Lusiadas, SGPS, S.A.	Ownership	100.000	UnitedHealth Group Incorporated	.N	
		.0000	98-1138570				Lusiadas, SGPS, S.A.	.PRT	NIA	AMIL International S.á.r.l.	Ownership	100.000	UnitedHealth Group Incorporated	.N	
		.0000	02-0749532				Lutheran Campus ASC, LLC	.CO	NIA	SCLHS-SCA Holdings, LLC	Ownership	57.850	UnitedHealth Group Incorporated	.N	
.0707	UnitedHealth Group Incorporated	.60321	52-1803283				MANSI Life and Health Insurance Company	.MD	IA	United HealthCare Services, Inc.	Ownership	100.000	UnitedHealth Group Incorporated	.N	
.0707	UnitedHealth Group Incorporated	.52014	65-0303864				Managed Care of North America, Inc.	.FL	IA	MCNA Health Care Holdings, LLC	Ownership	100.000	UnitedHealth Group Incorporated	.N	
		.00000	14-1782475				Managed Physical Network, Inc.	.NY	NIA	OptumHealth Care Solutions, LLC	Ownership	100.000	UnitedHealth Group Incorporated	.N	
		.00000	20-2880404				March Holdings, Inc.	.CA	NIA	Specialty Benefits, LLC	Ownership	100.000	UnitedHealth Group Incorporated	.N	
		.00000	95-4874334				March Vision Care Group, Incorporated	.CA	NIA	California Spring Holdings, PC	Ownership	100.000	UnitedHealth Group Incorporated	.N	.1
		.00000	27-3115058				March Vision Care IPA, Inc.	.NY	NIA	March Vision Care Group, Incorporated	Ownership	100.000	UnitedHealth Group Incorporated	.N	.1
		.00000	45-4227915				March Vision Care of Texas, Inc.	.TX	NIA	March Vision Care Group, Incorporated	Ownership	100.000	UnitedHealth Group Incorporated	.N	.1
		.00000	20-3042852				March Vision Care, Inc.	.CA	NIA	March Holdings, Inc.	Ownership	100.000	UnitedHealth Group Incorporated	.N	
		.00000	94-3377073				Marin Health Ventures, LLC	.CA	NIA	Marin Specialty Surgery Center, LLC	Ownership	100.000	UnitedHealth Group Incorporated	.N	
		.00000	26-2637247				Marin Specialty Surgery Center, LLC	.CA	NIA	MGH/SCA, LLC	Ownership	51.000	UnitedHealth Group Incorporated	.N	
		.00000	26-2801943				Marin Surgery Holdings, Inc.	.DE	NIA	SC Affiliates, LLC	Ownership	100.000	UnitedHealth Group Incorporated	.N	
		.00000	85-2924503				Marlin Holding Company LLC	.DE	NIA	Specialty Benefits, LLC	Ownership	100.000	UnitedHealth Group Incorporated	.N	
		.00000	52-1456812				Maryland Ambulatory Centers, LLC	.MD	NIA	Maryland-SCA Centers, LLC	Ownership	44.118	UnitedHealth Group Incorporated	.N	
		.00000	52-1456812				Maryland Ambulatory Centers, LLC	.MD	NIA	Surgery Center of Ellicott City, Inc.	Ownership	50.000	UnitedHealth Group Incorporated	.N	
		.00000	52-1401791				Maryland-SCA Centers, LLC	.DE	NIA	SC Affiliates, LLC	Ownership	100.000	UnitedHealth Group Incorporated	.N	
		.00000					Massachusetts Assurance Company, Ltd. PIC	.CYM	NIA	Collaborative Care Holdings, LLC	Ownership	0.008	UnitedHealth Group Incorporated	.N	
		.00000					Massachusetts Assurance Company, Ltd. PIC	.CYM	NIA	H&W Indemnity (SPC), Ltd.	Ownership	99.992	UnitedHealth Group Incorporated	.N	
		.00000	20-0815305				Massachusetts Avenue Surgery Center, LLC	.MD	NIA	SCA-Bethesda, LLC	Ownership	53.867	UnitedHealth Group Incorporated	.N	
		.00000	43-1967820				MAT-RX DEVELOPMENT, L.L.C.	.TX	NIA	WellMed Networks, Inc.	Ownership	100.000	UnitedHealth Group Incorporated	.N	.1
		.00000	35-2262695				Mat-Rx Fort Worth GP, L.L.C.	.TX	NIA	MAT-RX DEVELOPMENT, L.L.C.	Ownership	100.000	UnitedHealth Group Incorporated	.N	.1
		.00000	62-1600267				McKenzie Surgery Center, L.P.	.TN	NIA	SCA-Eugene, Inc.	Ownership	29.000	UnitedHealth Group Incorporated	.N	.2
		.00000	45-2542951				MCNA Health Care Holdings, LLC	.FL	NIA	Marlin Holding Company LLC	Ownership	100.000	UnitedHealth Group Incorporated	.N	
.0707	UnitedHealth Group Incorporated	.14063	52-2459969				MCNA Insurance Company	.TX	IA	MCNA Health Care Holdings, LLC	Ownership	100.000	UnitedHealth Group Incorporated	.N	
		.00000	45-3641822				MCNA Systems Corp.	.FL	NIA	MCNA Health Care Holdings, LLC	Ownership	100.000	UnitedHealth Group Incorporated	.N	
		.00000	42-1741594				MD Ops, Inc.	.CA	NIA	North American Medical Management California, Inc.	Ownership	100.000	UnitedHealth Group Incorporated	.N	
.0707	UnitedHealth Group Incorporated	.96310	52-1169135				MD-Individual Practice Association, Inc.	.MD	IA	United HealthCare Services, Inc.	Ownership	100.000	UnitedHealth Group Incorporated	.N	
		.00000	83-1183650				ME AHS UC LLC	.DE	NIA	Riverside Medical Management, LLC	Ownership	70.000	UnitedHealth Group Incorporated	.N	
		.00000	81-0936574				ME Urgent Care Nebraska, Inc.	.NE	NIA	Physician(s) Owned	Influence	0.000	UnitedHealth Group Incorporated	.N	.1
		.00000	52-2178531				MEDEX Insurance Services, Inc.	.MD	NIA	FrontierMEDEX, Inc.	Ownership	100.000	UnitedHealth Group Incorporated	.N	
		.00000	20-3824377				MedExpress Development, LLC	.FL	NIA	Urgent Care MSO, LLC	Ownership	100.000	UnitedHealth Group Incorporated	.N	
		.00000	81-1265129				MedExpress Employed Services, Inc.	.DE	NIA	Physician(s) Owned	Influence	0.000	UnitedHealth Group Incorporated	.N	.1
		.00000	81-4550969				MedExpress Primary Care Arizona, P.C.	.AZ	NIA	Physician(s) Owned	Influence	0.000	UnitedHealth Group Incorporated	.N	.1
		.00000	84-4234388				MedExpress Primary Care Arkansas, P.A.	.AR	NIA	Physician(s) Owned	Influence	0.000	UnitedHealth Group Incorporated	.N	.1
		.00000	81-4605885				MedExpress Primary Care Kansas, P.A.	.KS	NIA	Physician(s) Owned	Influence	0.000	UnitedHealth Group Incorporated	.N	.1
		.00000	82-3384324				MedExpress Primary Care Maryland, P.C.	.MD	NIA	Physician(s) Owned	Influence	0.000	UnitedHealth Group Incorporated	.N	.1
		.00000	82-1096099				MedExpress Primary Care Massachusetts, P.C.	.MA	NIA	Physician(s) Owned	Influence	0.000	UnitedHealth Group Incorporated	.N	.1
		.00000	81-4396738				MedExpress Primary Care Minnesota P.C.	.MN	NIA	Physician(s) Owned	Influence	0.000	UnitedHealth Group Incorporated	.N	.1
		.00000	83-1077265				MedExpress Primary Care Oklahoma, P.C.	.OK	NIA	Physician(s) Owned	Influence	0.000	UnitedHealth Group Incorporated	.N	.1
		.00000	83-0764858				MedExpress Primary Care South Carolina, P.C.	.SC	NIA	Physician(s) Owned	Influence	0.000	UnitedHealth Group Incorporated	.N	.1
		.00000	84-2500750				MedExpress Primary Care Texas, P.A.	.TX	NIA	Physician(s) Owned	Influence	0.000	UnitedHealth Group Incorporated	.N	.1
		.00000	82-3395792				MedExpress Primary Care Virginia, P.C.	.VA	NIA	Physician(s) Owned	Influence	0.000	UnitedHealth Group Incorporated	.N	.1
		.00000	82-4401181				MedExpress Primary Care West Virginia, Inc.	.WV	NIA	Physician(s) Owned	Influence	0.000	UnitedHealth Group Incorporated	.N	.1
		.00000	81-4563448				MedExpress Primary Care Wisconsin, S.C.	.WI	NIA	Physician(s) Owned	Influence	0.000	UnitedHealth Group Incorporated	.N	.1

STATEMENT AS OF SEPTEMBER 30, 2021 OF THE UnitedHealthcare of Wisconsin, Inc.

SCHEDULE Y
PART 1A - DETAIL OF INSURANCE HOLDING COMPANY SYSTEM

1	2	3	4	5	6	7	8	9	10	11	12	13	14	15	16
Group Code	Group Name	NAIC Company Code	ID Number	Federal RSSD	CIK	Name of Securities Exchange if Publicly Traded (U.S. or International)	Names of Parent, Subsidiaries Or Affiliates	Domiciliary Location	Relationship to Reporting Entity	Directly Controlled by (Name of Entity/Person)	Type of Control (Ownership, Board, Management, Attorney-in-Fact, Influence, Other)	If Control is Ownership Provide Percentage	Ultimate Controlling Entity(ies)/Person(s)	Is an SCA Filing Required? (Y/N)	*
		.00000	83-2089623				MedExpress Urgent Care - Northern New Jersey PC	NJ	NIA	Physician(s) Owned	Influence	0.000	UnitedHealth Group Incorporated	N	1
		.00000	45-5388778				MedExpress Urgent Care - New Jersey, P.C.	NJ	NIA	Physician(s) Owned	Influence	0.000	UnitedHealth Group Incorporated	N	1
		.00000	32-0533926				MedExpress Urgent Care Alabama, LLC	AL	NIA	Urgent Care Holdings, Inc.	Ownership	100.000	UnitedHealth Group Incorporated	N	1
		.00000	81-4030280				MedExpress Urgent Care Arizona, P.C.	AZ	NIA	Physician(s) Owned	Influence	0.000	UnitedHealth Group Incorporated	N	1
		.00000	46-4348120				MedExpress Urgent Care Arkansas, P.A.	AR	NIA	Physician(s) Owned	Influence	0.000	UnitedHealth Group Incorporated	N	1
		.00000	82-0930142				MedExpress Urgent Care California, P.C.	CA	NIA	Physician(s) Owned	Influence	0.000	UnitedHealth Group Incorporated	N	1
		.00000	81-1956812				MedExpress Urgent Care Connecticut, P.C.	CT	NIA	Physician(s) Owned	Influence	0.000	UnitedHealth Group Incorporated	N	1
		.00000	82-1135336				MedExpress Urgent Care Idaho, P.C.	ID	NIA	Physician(s) Owned	Influence	0.000	UnitedHealth Group Incorporated	N	1
		.00000	47-4308614				MedExpress Urgent Care Illinois, P.C.	IL	NIA	Physician(s) Owned	Influence	0.000	UnitedHealth Group Incorporated	N	1
		.00000	81-5353472				MedExpress Urgent Care Iowa, P.C.	IA	NIA	Physician(s) Owned	Influence	0.000	UnitedHealth Group Incorporated	N	1
		.00000	47-1919283				MedExpress Urgent Care Kansas, P.A.	KS	NIA	Physician(s) Owned	Influence	0.000	UnitedHealth Group Incorporated	N	1
		.00000	82-1719888				MedExpress Urgent Care Maine, Inc.	ME	NIA	Urgent Care Holdings, Inc.	Ownership	100.000	UnitedHealth Group Incorporated	N	1
		.00000	81-1125396				MedExpress Urgent Care Minnesota P.C.	MN	NIA	Physician(s) Owned	Influence	0.000	UnitedHealth Group Incorporated	N	1
		.00000	47-3132625				MedExpress Urgent Care Missouri P.C.	MO	NIA	Physician(s) Owned	Influence	0.000	UnitedHealth Group Incorporated	N	1
		.00000	82-0631738				MedExpress Urgent Care New Hampshire, Inc.	NH	NIA	Urgent Care Holdings, Inc.	Ownership	100.000	UnitedHealth Group Incorporated	N	1
		.00000	81-5138747				MedExpress Urgent Care North Carolina, P.C.	NC	NIA	Physician(s) Owned	Influence	0.000	UnitedHealth Group Incorporated	N	1
		.00000	20-2545363				MedExpress Urgent Care of Boynton Beach, LLC	FL	NIA	MedExpress Development, LLC	Ownership	100.000	UnitedHealth Group Incorporated	N	1
		.00000	82-1919436				MedExpress Urgent Care Oregon, P.C.	OR	NIA	Physician(s) Owned	Influence	0.000	UnitedHealth Group Incorporated	N	1
		.00000	81-5362765				MedExpress Urgent Care Rhode Island, P.C.	RI	NIA	Physician(s) Owned	Influence	0.000	UnitedHealth Group Incorporated	N	1
		.00000	81-5380706				MedExpress Urgent Care South Carolina, P.C.	SC	NIA	Physician(s) Owned	Influence	0.000	UnitedHealth Group Incorporated	N	1
		.00000	47-5147441				MedExpress Urgent Care Texas, P.A.	TX	NIA	Physician(s) Owned	Influence	0.000	UnitedHealth Group Incorporated	N	1
		.00000	82-2443118				MedExpress Urgent Care Washington, P.C.	WA	NIA	Physician(s) Owned	Influence	0.000	UnitedHealth Group Incorporated	N	1
		.00000	81-4281678				MedExpress Urgent Care Wisconsin, S.C.	WI	NIA	Physician(s) Owned	Influence	0.000	UnitedHealth Group Incorporated	N	1
		.00000	85-1474287				MedExpress Urgent Care, Inc. - Ohio	OH	NIA	Urgent Care Holdings, Inc.	Ownership	100.000	UnitedHealth Group Incorporated	N	1
		.00000	26-4546400				MedExpress Urgent Care, Inc. - West Virginia	WV	NIA	Physician(s) Owned	Influence	0.000	UnitedHealth Group Incorporated	N	1
		.00000	47-1804667				MedExpress Urgent Care, P.C. - Georgia	GA	NIA	Physician(s) Owned	Influence	0.000	UnitedHealth Group Incorporated	N	1
		.00000	90-0929572				MedExpress Urgent Care, P.C. - Indiana	IN	NIA	Physician(s) Owned	Influence	0.000	UnitedHealth Group Incorporated	N	1
		.00000	45-3461101				MedExpress Urgent Care, P.C. - Maryland	MD	NIA	Physician(s) Owned	Influence	0.000	UnitedHealth Group Incorporated	N	1
		.00000	47-1857908				MedExpress Urgent Care, P.C. - Massachusetts	MA	NIA	Physician(s) Owned	Influence	0.000	UnitedHealth Group Incorporated	N	1
		.00000	46-4793937				MedExpress Urgent Care, P.C. - Michigan	MI	NIA	Physician(s) Owned	Influence	0.000	UnitedHealth Group Incorporated	N	1
		.00000	47-1824365				MedExpress Urgent Care, P.C. - Oklahoma	OK	NIA	Physician(s) Owned	Influence	0.000	UnitedHealth Group Incorporated	N	1
		.00000	26-3750502				MedExpress Urgent Care, P.C. - Pennsylvania	PA	NIA	Physician(s) Owned	Influence	0.000	UnitedHealth Group Incorporated	N	1
		.00000	45-4973138				MedExpress Urgent Care, P.C. - Tennessee	TN	NIA	Physician(s) Owned	Influence	0.000	UnitedHealth Group Incorporated	N	1
		.00000	45-3123110				MedExpress Urgent Care, P.C. - Virginia	VA	NIA	Physician(s) Owned	Influence	0.000	UnitedHealth Group Incorporated	N	1
		.00000	83-1565124				MedExpress Urgent Care, P.S.C. - Kentucky	KY	NIA	Physician(s) Owned	Influence	0.000	UnitedHealth Group Incorporated	N	1
		.00000	45-5436856				MedExpress, Inc. - Delaware	DE	NIA	Physician(s) Owned	Influence	0.000	UnitedHealth Group Incorporated	N	1
		.00000	75-2566987				Medical Clinic of North Texas PLLC	TX	NIA	USMD Affiliated Services	Ownership	100.000	UnitedHealth Group Incorporated	N	1
		.00000					Medical Hilfe S.A.	CHL	NIA	Home Medical S.A.	Ownership	100.000	UnitedHealth Group Incorporated	N	1
		.00000					Medical Hilfe S.A.	CHL	NIA	Saden S.A.	Ownership	0.000	UnitedHealth Group Incorporated	N	1
		.00000	95-4708497				Medical Support Los Angeles, Inc.	CA	NIA	MSLA Management LLC	Ownership	100.000	UnitedHealth Group Incorporated	N	1
		.00000	26-0636717				Medical Surgical Centers of America, Inc.	DE	NIA	ASC Network, LLC	Ownership	100.000	UnitedHealth Group Incorporated	N	1
		.00000	32-0037402				Medical Transportation Services, LLC	FL	NIA	United HealthCare Services, Inc.	Ownership	100.000	UnitedHealth Group Incorporated	N	1
		.00000	02-0651651				MedPro Rx, Inc.	NC	NIA	Diplomat Pharmacy, Inc.	Ownership	100.000	UnitedHealth Group Incorporated	N	1
		.00000	75-2515691				MedSynergies, LLC	DE	NIA	Mustang Razorback Holdings, Inc.	Ownership	100.000	UnitedHealth Group Incorporated	N	1
		.00000	58-2101921				Melbourne Surgery Center, LLC	GA	NIA	Surgical Care Partners of Melbourne, LLC	Ownership	76.164	UnitedHealth Group Incorporated	N	1
		.00000	82-4964787				Memorial City Holdings, LLC	DE	NIA	SCA-Memorial City, LLC	Ownership	51.000	UnitedHealth Group Incorporated	N	1
		.00000	82-3689933				Memorial City Partners, LLC	DE	NIA	Memorial City Holdings, LLC	Ownership	51.000	UnitedHealth Group Incorporated	N	1
		.00000	82-3689933				Memorial City Partners, LLC	DE	NIA	SCA-Memorial City, LLC	Ownership	11.000	UnitedHealth Group Incorporated	N	1
		.00000	95-4688463				Memorial Healthcare IPA, GP	CA	NIA	MH Physician Three Holdco, a Medical Corporation	Ownership	99.000	UnitedHealth Group Incorporated	N	1

16.14

STATEMENT AS OF SEPTEMBER 30, 2021 OF THE UnitedHealthcare of Wisconsin, Inc.

SCHEDULE Y
PART 1A - DETAIL OF INSURANCE HOLDING COMPANY SYSTEM

1	2	3	4	5	6	7	8	9	10	11	12	13	14	15	16
Group Code	Group Name	NAIC Company Code	ID Number	Federal RSSD	CIK	Name of Securities Exchange if Publicly Traded (U.S. or International)	Names of Parent, Subsidiaries Or Affiliates	Domi-ciliary Location	Relation-ship to Reporting Entity	Directly Controlled by (Name of Entity/Person)	Type of Control (Ownership, Board, Management, Attorney-in-Fact, Influence, Other)	If Control is Ownership Provide Percentage	Ultimate Controlling Entity(ies)/Person(s)	Is an SCA Filing Re-quired? (Y/N)	*
		.00000	37-1782795				Memorial Houston Surgery Center, LLC	TX	NIA	SCA-Memorial, LLC	Ownership	51.209	UnitedHealth Group Incorporated	N	
		.00000	26-1394069				MemorialCare Surgical Center at Orange Coast, LLC	CA	NIA	Beach Surgical Holdings LLC	Ownership	51.441	UnitedHealth Group Incorporated	N	2
		.00000	20-3678259				MemorialCare Surgical Center at Saddleback, LLC	CA	NIA	Beach Surgical Holdings LLC	Ownership	52.999	UnitedHealth Group Incorporated	N	2
		.00000	27-0203906				Mesquite Liberty, LLC	NV	NIA	Sierra Health Services, Inc.	Ownership	80.357	UnitedHealth Group Incorporated	N	
		.00000	38-3861395				MGH/SCA, LLC	CA	NIA	Marin Surgery Holdings, Inc.	Ownership	99.000	UnitedHealth Group Incorporated	N	
		.00000	38-3861395				MGH/SCA, LLC	CA	NIA	SC Affiliates, LLC	Ownership	1.000	UnitedHealth Group Incorporated	N	
		.00000	27-4691544				MH Physician Three Holdco, a Medical Corporation	CA	NIA	Physician(s) Owned	Influence	0.000	UnitedHealth Group Incorporated	N	1
		.00000	27-2252446				MHC Real Estate Holdings, LLC	CA	NIA	Monarch Management Services, Inc.	Ownership	100.000	UnitedHealth Group Incorporated	N	
		.00000	80-0507474				MHCH, Inc.	CA	NIA	Monarch HealthCare, A Medical Group, Inc.	Ownership	100.000	UnitedHealth Group Incorporated	N	1
		.00000	27-4691508				MHIPA Physician Two Holdco, a Medical Corporation	CA	NIA	Physician(s) Owned	Influence	0.000	UnitedHealth Group Incorporated	N	1
		.00000	36-4600281				Miami Surgery Center, LLC	DE	NIA	SCA-Doral, LLC	Ownership	50.185	UnitedHealth Group Incorporated	N	
.0707	UnitedHealth Group Incorporated	.66087	62-0724538				Midwest National Life Insurance Company of Tennessee	TX	IA	HealthMarkets, LLC	Ownership	100.000	UnitedHealth Group Incorporated	N	
		.00000	20-3345412				Midlands Orthopaedics Surgery Center, LLC	SC	NIA	SCA-Midlands, LLC	Ownership	49.000	UnitedHealth Group Incorporated	N	2
		.00000	20-8103522				Midwest Center for Day Surgery, LLC	IL	NIA	Advocate-SCA Partners, LLC	Ownership	65.457	UnitedHealth Group Incorporated	N	
		.00000	83-0543458				Mile High SurgiCenter, LLC	CO	NIA	SCA-Denver Physicians Holdings, LLC	Ownership	100.000	UnitedHealth Group Incorporated	N	
		.00000	81-2977678				Mobile Medical Services of New Jersey, PC	NJ	NIA	Physician(s) Owned	Influence	0.000	UnitedHealth Group Incorporated	N	1
		.00000	30-0445773				Mobile Medical Services, P.C.	NY	NIA	Physician(s) Owned	Influence	0.000	UnitedHealth Group Incorporated	N	1
		.00000	63-0883553				Mobile-SC, LTD.	AL	NIA	SCA-Mobile, LLC	Ownership	20.000	UnitedHealth Group Incorporated	N	2
		.00000					Modality Accountable Care Organisation Limited	GBR	NIA	Optum UK Solutions Group Limited	Ownership	50.000	UnitedHealth Group Incorporated	N	2
		.00000	85-3287029				Moen, M.D., P.C.	CA	NIA	Physician(s) Owned	Influence	0.000	UnitedHealth Group Incorporated	N	1
		.00000	22-3935634				Monarch Health Plan, Inc.	CA	NIA	Monarch HealthCare, A Medical Group, Inc.	Ownership	100.000	UnitedHealth Group Incorporated	N	1
		.00000	33-0587660				Monarch HealthCare, A Medical Group, Inc.	CA	NIA	MH Physician Three Holdco, a Medical Corporation	Ownership	100.000	UnitedHealth Group Incorporated	N	1
		.00000	45-3142852				Monarch Management Services, Inc.	DE	NIA	Collaborative Care Holdings, LLC	Ownership	100.000	UnitedHealth Group Incorporated	N	
		.00000	84-4887072				Monika Roots, M.D., P.C.	CA	NIA	Physician(s) Owned	Influence	0.000	UnitedHealth Group Incorporated	N	1
		.00000	52-1401868				Montgomery Surgery Center Limited Partnership	MD	NIA	Maryland Ambulatory Centers, LLC	Ownership	51.000	UnitedHealth Group Incorporated	N	
		.00000	26-3513595				Morris County Surgical Center, LLC	NJ	NIA	SCA-Morris County, LLC	Ownership	60.599	UnitedHealth Group Incorporated	N	
		.00000	20-5892451				Mosaic Management Services, Inc.	CA	NIA	Talbert Medical Group, P.C.	Ownership	100.000	UnitedHealth Group Incorporated	N	1
		.00000	35-2566612				Mountain View Medical Group, LLC	CO	NIA	OptumCare Holdings Colorado, LLC	Ownership	100.000	UnitedHealth Group Incorporated	N	
		.00000	81-1633765				MSLA Management LLC	DE	NIA	OptumServe Health Services, Inc.	Ownership	100.000	UnitedHealth Group Incorporated	N	
		.00000	62-1506649				Mt. Pleasant Surgery Center, L.P.	TN	NIA	SCA-Mt. Pleasant, LLC	Ownership	99.000	UnitedHealth Group Incorporated	N	
		.00000	98-1285432				Multiangio Ltda.	BRA	NIA	S.A.	Ownership	100.000	UnitedHealth Group Incorporated	N	
		.00000	20-4209261				Muskogee Surgical Investors, LLC	OK	NIA	Surgery Center of Muskogee, LLC	Ownership	100.000	UnitedHealth Group Incorporated	N	
		.00000	47-1935798				Mustang Razorback Holdings, Inc.	DE	NIA	Optum360 Solutions, LLC	Ownership	100.000	UnitedHealth Group Incorporated	N	
		.00000	26-2564744				My Wellness Solutions, LLC	DE	NIA	OptumHealth Care Solutions, LLC	Ownership	100.000	UnitedHealth Group Incorporated	N	
		.00000	20-3236839				NAMM Holdings, Inc.	DE	NIA	Aveta Inc.	Ownership	100.000	UnitedHealth Group Incorporated	N	
		.00000	56-2627070				NAMM Medical Group Holdings, Inc.	CA	NIA	Physician(s) Owned	Influence	0.000	UnitedHealth Group Incorporated	N	1
		.00000	61-1627269				NAMM MGH, Inc.	CA	NIA	Physician(s) Owned	Influence	0.000	UnitedHealth Group Incorporated	N	1
.0707	UnitedHealth Group Incorporated	.98205	73-1187572				National Foundation Life Insurance Company	TX	IA	Enterprise Life Insurance Company	Ownership	100.000	UnitedHealth Group Incorporated	N	
.0707	UnitedHealth Group Incorporated	.95251	76-0196559				National Pacific Dental, Inc.	TX	IA	Dental Benefit Providers, Inc.	Ownership	100.000	UnitedHealth Group Incorporated	N	
		.00000	36-3549627				National Surgery Centers, LLC	DE	NIA	Surgical Care Affiliates, LLC	Ownership	100.000	UnitedHealth Group Incorporated	N	
		.00000	45-3735192				Navigator Health, Inc.	DE	NIA	naviHealth Holdings, LLC	Ownership	100.000	UnitedHealth Group Incorporated	N	
		.00000	84-2283691				Naviguard, Inc.	DE	NIA	UnitedHealth Group Ventures, LLC	Ownership	100.000	UnitedHealth Group Incorporated	N	
		.00000	84-3482655				naviHealth Care at Home, LLC	DE	NIA	naviHealth, Inc.	Ownership	100.000	UnitedHealth Group Incorporated	N	
		.00000	85-0975337				naviHealth Coordinated Care SC, P.C.	MI	NIA	Physician(s) Owned	Influence	0.000	UnitedHealth Group Incorporated	N	1
		.00000	84-5020906				naviHealth Coordinated Care, LLC	DE	NIA	naviHealth, Inc.	Ownership	100.000	UnitedHealth Group Incorporated	N	

16.15

STATEMENT AS OF SEPTEMBER 30, 2021 OF THE UnitedHealthcare of Wisconsin, Inc.

SCHEDULE Y
PART 1A - DETAIL OF INSURANCE HOLDING COMPANY SYSTEM

1	2	3	4	5	6	7	8	9	10	11	12	13	14	15	16
Group Code	Group Name	NAIC Company Code	ID Number	Federal RSSD	CIK	Name of Securities Exchange if Publicly Traded (U.S. or International)	Names of Parent, Subsidiaries Or Affiliates	Domi-ciliary Location	Relation-ship to Reporting Entity	Directly Controlled by (Name of Entity/Person)	Type of Control (Ownership, Board, Management, Attorney-in-Fact, Influence, Other)	If Control is Ownership Provide Percentage	Ultimate Controlling Entity(ies)/Person(s)	Is an SCA Filing Re-quired? (Y/N)	*
		.0000	35-2431677				naviHealth Holdings, LLC	DE	NIA	Nomad Buyer, Inc.	Ownership	100.000	UnitedHealth Group Incorporated	N	
		.0000	84-3469040				naviHealth Michigan HBPC, P.C.	MI	NIA	Physician(s) Owned	Influence	0.000	UnitedHealth Group Incorporated	N	1
		.0000	61-1669841				naviHealth SM Holdings, Inc.	DE	NIA	naviHealth Holdings, LLC	Ownership	100.000	UnitedHealth Group Incorporated	N	
		.0000	36-4719151				naviHealth, Inc.	DE	NIA	naviHealth Holdings, LLC	Ownership	100.000	UnitedHealth Group Incorporated	N	
.0707	UnitedHealth Group Incorporated	.95123	65-0996107				Neighborhood Health Partnership, Inc.	FL	IA	UnitedHealthcare, Inc.	Ownership	100.000	UnitedHealth Group Incorporated	N	
		.0000	20-4755277				Netwerkes, LLC	TN	NIA	Optum360 Solutions, LLC	Ownership	100.000	UnitedHealth Group Incorporated	N	
.0707	UnitedHealth Group Incorporated	.95758	88-0228572				Nevada Pacific Dental	NV	IA	Dental Benefit Providers, Inc.	Ownership	100.000	UnitedHealth Group Incorporated	N	
		.0000	72-1267232				New Orleans Regional Physician Hospital Organization, L.L.C.	LA	NIA	UnitedHealthcare, Inc.	Ownership	100.000	UnitedHealth Group Incorporated	N	
		.0000	84-1250135				New West Physicians, Inc.	CO	NIA	Newton Holdings, LLC	Ownership	100.000	UnitedHealth Group Incorporated	N	
		.0000	86-3891057				New York Licensed Clinical Social Work, P.C.	NY	NIA	Physician(s) Owned	Influence	0.000	UnitedHealth Group Incorporated	N	1
		.0000	30-1080342				Newton Holdings, LLC	DE	NIA	Collaborative Care Holdings, LLC	Ownership	80.100	UnitedHealth Group Incorporated	N	
		.0000	26-2995765				Nifty After Fifty/Monarch, LLC	CA	NIA	Physician(s) Owned	Influence	0.000	UnitedHealth Group Incorporated	N	1
		.0000	83-1111251				Nomad Buyer, Inc.	DE	NIA	UnitedHealth Group Incorporated	Ownership	100.000	UnitedHealth Group Incorporated	N	
		.0000	33-0673955				North American Medical Management California, Inc.	TN	NIA	NAMM Holdings, Inc.	Ownership	100.000	UnitedHealth Group Incorporated	N	
		.0000	27-2248103				North Dallas Surgical Center, LLC	DE	NIA	Surgical Care Affiliates, LLC	Influence	0.000	UnitedHealth Group Incorporated	N	
		.0000	20-2564137				North Puget Sound Oncology Equipment Leasing Company, LLC	WA	NIA	Everett MSO, Inc.	Ownership	71.250	UnitedHealth Group Incorporated	N	
		.0000	88-0245121				Northern Nevada Health Network, Inc.	NV	NIA	Sierra Health Services, Inc.	Ownership	100.000	UnitedHealth Group Incorporated	N	
		.0000	63-1240726				Northern Rockies Surgery Center, L.P.	TN	NIA	Northern Rockies Surgicenter, Inc.	Ownership	40.000	UnitedHealth Group Incorporated	N	2
		.0000	81-0399251				Northern Rockies Surgicenter, Inc.	MT	NIA	National Surgery Centers, LLC	Ownership	100.000	UnitedHealth Group Incorporated	N	
		.0000	85-4070254				Northern Utah Surgery Center, LLC	UT	NIA	SCA Northern Utah Holdings, LLC	Ownership	100.000	UnitedHealth Group Incorporated	N	
		.0000	91-1699944				Northwest Medical Group Alliance, LLC	WA	NIA	The Polyclinic, PLLC	Ownership	21.480	UnitedHealth Group Incorporated	N	1
		.0000	45-5055997				Northwest Spine and Laser Surgery Center LLC	OR	NIA	SCA Northwest Holdings, LLC	Ownership	51.000	UnitedHealth Group Incorporated	N	
		.0000	37-1007387				Northwest Surgicare, LLC	DE	NIA	Surgery Center Holding, LLC	Ownership	100.000	UnitedHealth Group Incorporated	N	
		.0000	75-2494046				Northwest Surgicare, Ltd., an Illinois Limited Partnership	IL	NIA	Northwest Surgicare, LLC	Ownership	66.000	UnitedHealth Group Incorporated	N	
		.0000	75-2494046				Northwest Surgicare, Ltd., an Illinois Limited Partnership	IL	NIA	Endoscopy Center Affiliates, Inc.	Ownership	1.000	UnitedHealth Group Incorporated	N	
		.0000	61-1855159				NPN IPA Washington, PLLC	WA	NIA	Everett Physicians, Inc. P.S.	Ownership	100.000	UnitedHealth Group Incorporated	N	1
		.0000	56-1963226				NSC Greensboro West, LLC	DE	NIA	National Surgery Centers, LLC	Ownership	49.000	UnitedHealth Group Incorporated	N	2
		.0000	56-1775016				NSC Greensboro, LLC	DE	NIA	National Surgery Centers, LLC	Ownership	100.000	UnitedHealth Group Incorporated	N	
		.0000	36-4210296				NSC Lancaster, LLC	DE	NIA	National Surgery Centers, LLC	Ownership	100.000	UnitedHealth Group Incorporated	N	
		.0000	91-1553479				NSC Seattle, Inc.	WA	NIA	National Surgery Centers, LLC	Ownership	100.000	UnitedHealth Group Incorporated	N	
		.0000	33-0812824				NSC Upland, LLC	DE	NIA	National Surgery Centers, LLC	Ownership	100.000	UnitedHealth Group Incorporated	N	
		.0000	81-3764590				Oak HC/FT LDI Blocker, LLC	DE	NIA	Diplomat Pharmacy, Inc.	Ownership	100.000	UnitedHealth Group Incorporated	N	
		.0000	83-4364718				OC Cardiology Practice Partners, LLC	DE	NIA	SC Affiliates, LLC	Ownership	100.000	UnitedHealth Group Incorporated	N	
		.0000	84-3189778				OCC MSO, LLC	DE	NIA	OptumCare Specialty Practices, LLC	Ownership	50.000	UnitedHealth Group Incorporated	N	
		.0000	93-0979031				OHR Physician Group, P.C.	OR	NIA	Physician(s) Owned	Influence	0.000	UnitedHealth Group Incorporated	N	1
		.0000	98-1454609				Omesa SpA	CHL	NIA	Vida Integra S.p.A.	Ownership	99.996	UnitedHealth Group Incorporated	N	
		.0000	98-1454609				Omesa SpA	CHL	NIA	Saden S.A.	Ownership	0.004	UnitedHealth Group Incorporated	N	
		.0000	27-0062838				OmiClaim, LLC	DE	NIA	Equian, LLC	Ownership	100.000	UnitedHealth Group Incorporated	N	
		.0000	98-1456252				Oncocare S.A.C.	PER	NIA	Pacifico S.A. Entidad Prestadora de Salud	Ownership	80.000	UnitedHealth Group Incorporated	N	
		.0000	26-1914835				Ophthalmology Surgery Center of Dallas, LLC	TX	NIA	Surgical Care Affiliates, LLC	Influence	0.000	UnitedHealth Group Incorporated	N	
.0707	UnitedHealth Group Incorporated	.96940	52-1518174				Optimum Choice, Inc.	MD	IA	United HealthCare Services, Inc.	Ownership	100.000	UnitedHealth Group Incorporated	N	
		.0000	47-0858534	3202702			Optum Bank, Inc.	UT	NIA	Optum Financial, Inc.	Ownership	100.000	UnitedHealth Group Incorporated	N	
		.0000	36-3437660				Optum Biometrics, Inc.	IL	NIA	OptumHealth Care Solutions, LLC	Ownership	100.000	UnitedHealth Group Incorporated	N	
		.0000	45-3143218				Optum Care Networks, Inc.	DE	NIA	Collaborative Care Holdings, LLC	Ownership	100.000	UnitedHealth Group Incorporated	N	
		.0000	13-4138665				Optum Care of New York Management, Inc.	NY	NIA	Inspiris, Inc.	Ownership	100.000	UnitedHealth Group Incorporated	N	
		.0000	26-0683057				Optum Care Services Company	TN	NIA	Inspiris, Inc.	Ownership	100.000	UnitedHealth Group Incorporated	N	
		.0000	83-1959511				Optum Care, Inc.	DE	NIA	Collaborative Care Services, Inc.	Ownership	100.000	UnitedHealth Group Incorporated	N	

STATEMENT AS OF SEPTEMBER 30, 2021 OF THE UnitedHealthcare of Wisconsin, Inc.

SCHEDULE Y
PART 1A - DETAIL OF INSURANCE HOLDING COMPANY SYSTEM

1	2	3	4	5	6	7	8	9	10	11	12	13	14	15	16
Group Code	Group Name	NAIC Company Code	ID Number	Federal RSSD	CIK	Name of Securities Exchange if Publicly Traded (U.S. or International)	Names of Parent, Subsidiaries Or Affiliates	Domi-ciliary Location	Relation-ship to Reporting Entity	Directly Controlled by (Name of Entity/Person)	Type of Control (Ownership, Board, Management, Attorney-in-Fact, Influence, Other)	If Control is Ownership Provide Percentage	Ultimate Controlling Entity(ies)/Person(s)	Is an SCA Filing Re-quired? (Y/N)	*
		.0000	75-2778455				Optum Clinic, P.A.	TX	NIA	Physician(s) Owned	Influence	0.000	UnitedHealth Group Incorporated	.N	.1
		.0000	37-1782217				Optum Clinics Holdings, Inc.	DE	NIA	Collaborative Care Holdings, LLC	Ownership	100.000	UnitedHealth Group Incorporated	.N	
		.0000	38-3969193				Optum Clinics Intermediate Holdings, Inc.	DE	NIA	Optum Clinics Holdings, Inc.	Ownership	100.000	UnitedHealth Group Incorporated	.N	
		.0000	20-3253658				Optum Compounding Services, LLC	AZ	NIA	Optum Pharmacy 801, Inc.	Ownership	100.000	UnitedHealth Group Incorporated	.N	
		.0000					Optum Digital Health Holdings, LLC	DE	NIA	Consumer Wellness Solutions, Inc.	Ownership	100.000	UnitedHealth Group Incorporated	.N	
		.0000	46-1981651				Optum Direct To Consumer, Inc.	DE	NIA	Optum, Inc.	Ownership	100.000	UnitedHealth Group Incorporated	.N	
		.0000	47-0858530				Optum Financial, Inc.	DE	NIA	OptumHealth Holdings, LLC	Ownership	100.000	UnitedHealth Group Incorporated	.N	
		.0000	85-2786455				Optum Frontier Therapies Holdings, LLC	DE	NIA	Optum, Inc.	Ownership	100.000	UnitedHealth Group Incorporated	.N	
		.0000	45-2532834				Optum Frontier Therapies II, LLC	NV	NIA	Optum Frontier Therapies Holdings, LLC	Ownership	100.000	UnitedHealth Group Incorporated	.N	
		.0000	45-2301399				Optum Frontier Therapies, LLC	MI	NIA	Optum Frontier Therapies Holdings, LLC	Ownership	100.000	UnitedHealth Group Incorporated	.N	
		.0000	87-1335182				Optum Genomics, Inc.	DE	NIA	United HealthCare Services, Inc.	Ownership	100.000	UnitedHealth Group Incorporated	.N	
		.0000	98-1103015				Optum Global Solutions (India) Private Limited	IND	NIA	UnitedHealth International, Inc.	Ownership	0.001	UnitedHealth Group Incorporated	.N	
		.0000	98-1103015				Optum Global Solutions (India) Private Limited	IND	NIA	Optum Global Solutions International B.V.	Ownership	99.999	UnitedHealth Group Incorporated	.N	
		.0000	98-1097776				Optum Global Solutions (Philippines), Inc.	PHL	NIA	Optum Global Solutions International B.V.	Ownership	99.991	UnitedHealth Group Incorporated	.N	
		.0000					Optum Global Solutions Colombia S.A.S.	COL	NIA	Bordeaux UK Holdings II Limited	Ownership	100.000	UnitedHealth Group Incorporated	.N	
		.0000	98-1201187				Optum Global Solutions International B.V.	NLD	NIA	OptumHealth International B.V.	Ownership	2.520	UnitedHealth Group Incorporated	.N	
		.0000	98-1201187				Optum Global Solutions International B.V.	NLD	NIA	Optum Technology, LLC	Ownership	97.480	UnitedHealth Group Incorporated	.N	
		.0000	04-3574101				Optum Government Solutions, Inc.	DE	NIA	OptumInsight, Inc.	Ownership	100.000	UnitedHealth Group Incorporated	.N	
		.0000					Optum Health & Technology (Hong Kong) Limited	HKG	NIA	OptumHealth International B.V.	Ownership	100.000	UnitedHealth Group Incorporated	.N	
		.0000	98-1095799				Optum Health & Technology (India) Private Limited	IND	NIA	United Behavioral Health	Ownership	0.001	UnitedHealth Group Incorporated	.N	
		.0000	98-1095799				Optum Health & Technology (India) Private Limited	IND	NIA	OptumHealth International B.V.	Ownership	99.999	UnitedHealth Group Incorporated	.N	
		.0000	98-1097886				Optum Health & Technology (Singapore) Pte. Ltd.	SGP	NIA	OptumHealth International B.V.	Ownership	100.000	UnitedHealth Group Incorporated	.N	
		.0000	20-2149493				Optum Health & Technology (US), LLC	MO	NIA	OptumHealth Holdings, LLC	Ownership	100.000	UnitedHealth Group Incorporated	.N	
		.0000	43-1747235				Optum Health & Technology Holdings (US), Inc.	MO	NIA	Optum, Inc.	Ownership	100.000	UnitedHealth Group Incorporated	.N	
		.0000	98-1184561				Optum Health & Technology Serviços do Brasil Ltda.	BRA	NIA	Optum Global Solutions International B.V.	Ownership	99.998	UnitedHealth Group Incorporated	.N	
		.0000	98-1184561				Optum Health & Technology Serviços do Brasil Ltda.	BRA	NIA	OptumInsight, Inc.	Ownership	0.002	UnitedHealth Group Incorporated	.N	
		.0000	98-1276517				Optum Health and Technology FZ-LLC	ARE	NIA	Optum Global Solutions International B.V.	Ownership	100.000	UnitedHealth Group Incorporated	.N	
		.0000	46-2385459				Optum Health Plan of California	DE	NIA	OptumCare Holdings, LLC	Ownership	100.000	UnitedHealth Group Incorporated	.N	
		.0000	98-1097921				Optum Health Services (Canada) Ltd.	CAN	NIA	Optum Health & Technology Holdings (US), Inc.	Ownership	100.000	UnitedHealth Group Incorporated	.N	
		.0000	98-1406274				Optum Health Solutions (Australia) Pty Ltd.	AUS	NIA	Optum UK Solutions Group Limited	Ownership	100.000	UnitedHealth Group Incorporated	.N	
		.0000	98-1147355				Optum Health Solutions (UK) Limited	GBR	NIA	Optum UK Solutions Group Limited	Ownership	100.000	UnitedHealth Group Incorporated	.N	
		.0000	58-2068880				Optum Healthcare of Illinois, Inc.	GA	NIA	Optum Women's and Children's Health, LLC	Ownership	100.000	UnitedHealth Group Incorporated	.N	
		.0000	20-0212381				Optum Hospice Pharmacy Services, LLC	DE	NIA	OptumRx Health Solutions, LLC	Ownership	100.000	UnitedHealth Group Incorporated	.N	
		.0000	11-2997132				Optum Infusion Services 100, Inc.	NY	NIA	Optum Infusion Services 500, Inc.	Ownership	100.000	UnitedHealth Group Incorporated	.N	
		.0000	11-3485985				Optum Infusion Services 101, Inc.	NY	NIA	Optum Infusion Services 100, Inc.	Ownership	100.000	UnitedHealth Group Incorporated	.N	
		.0000	27-1533840				Optum Infusion Services 103, LLC	DE	NIA	Serquinox Holdings LLC	Ownership	100.000	UnitedHealth Group Incorporated	.N	
		.0000	57-0861358				Optum Infusion Services 200, Inc.	SC	NIA	Ambient Healthcare, Inc.	Ownership	100.000	UnitedHealth Group Incorporated	.N	
		.0000	55-0802777				Optum Infusion Services 201, Inc.	FL	NIA	Ambient Healthcare, Inc.	Ownership	100.000	UnitedHealth Group Incorporated	.N	
		.0000	20-4881413				Optum Infusion Services 202, Inc.	FL	NIA	Ambient Healthcare, Inc.	Ownership	100.000	UnitedHealth Group Incorporated	.N	
		.0000	33-1012700				Optum Infusion Services 203, Inc.	FL	NIA	Ambient Healthcare, Inc.	Ownership	100.000	UnitedHealth Group Incorporated	.N	
		.0000	55-0802774				Optum Infusion Services 204, Inc.	FL	NIA	Ambient Healthcare, Inc.	Ownership	100.000	UnitedHealth Group Incorporated	.N	
		.0000	26-3738273				Optum Infusion Services 205, Inc.	FL	NIA	Ambient Healthcare, Inc.	Ownership	100.000	UnitedHealth Group Incorporated	.N	
		.0000	63-1284325				Optum Infusion Services 206, Inc.	AL	NIA	Ambient Healthcare, Inc.	Ownership	100.000	UnitedHealth Group Incorporated	.N	
		.0000	63-0964525				Optum Infusion Services 207, Inc.	AL	NIA	Optum Infusion Services 206, Inc.	Ownership	100.000	UnitedHealth Group Incorporated	.N	

STATEMENT AS OF SEPTEMBER 30, 2021 OF THE UnitedHealthcare of Wisconsin, Inc.

SCHEDULE Y
PART 1A - DETAIL OF INSURANCE HOLDING COMPANY SYSTEM

1	2	3	4	5	6	7	8	9	10	11	12	13	14	15	16
Group Code	Group Name	NAIC Company Code	ID Number	Federal RSSD	CIK	Name of Securities Exchange if Publicly Traded (U.S. or International)	Names of Parent, Subsidiaries Or Affiliates	Domiciliary Location	Relationship to Reporting Entity	Directly Controlled by (Name of Entity/Person)	Type of Control (Ownership, Board, Management, Attorney-in-Fact, Influence, Other)	If Control is Ownership Provide Percentage	Ultimate Controlling Entity(ies)/Person(s)	Is an SCA Filing Required? (Y/N)	*
		.0000	20-4963945				Optum Infusion Services 208, Inc.	NC	NIA	Ambient Healthcare, Inc.	Ownership	100.000	UnitedHealth Group Incorporated	N	
		.0000	55-0802779				Optum Infusion Services 209, Inc.	GA	NIA	Ambient Healthcare, Inc.	Ownership	100.000	UnitedHealth Group Incorporated	N	
		.0000	75-2196224				Optum Infusion Services 301, LP	OK	NIA	Optum Infusion Services 500, Inc.	Ownership	99.950	UnitedHealth Group Incorporated	N	
		.0000	75-2196224				Optum Infusion Services 301, LP	OK	NIA	Optum Infusion Services 305, LLC	Ownership	0.050	UnitedHealth Group Incorporated	N	
		.0000	27-0668812				Optum Infusion Services 302, LLC	NE	NIA	Optum Infusion Services 500, Inc.	Ownership	100.000	UnitedHealth Group Incorporated	N	
		.0000	26-2565032				Optum Infusion Services 305, LLC	DE	NIA	Optum Infusion Services 500, Inc.	Ownership	100.000	UnitedHealth Group Incorporated	N	
		.0000	20-3741084				Optum Infusion Services 308, LLC	AZ	NIA	SCP Specialty Infusion, LLC	Ownership	100.000	UnitedHealth Group Incorporated	N	
		.0000	02-0653265				Optum Infusion Services 401, LLC	CA	NIA	SCP Specialty Infusion, LLC	Ownership	100.000	UnitedHealth Group Incorporated	N	
		.0000	26-4312858				Optum Infusion Services 402, LLC	CA	NIA	SCP Specialty Infusion, LLC	Ownership	100.000	UnitedHealth Group Incorporated	N	
		.0000	47-0941801				Optum Infusion Services 403, LLC	CA	NIA	SCP Specialty Infusion, LLC	Ownership	100.000	UnitedHealth Group Incorporated	N	
		.0000	93-1103256				Optum Infusion Services 404, LLC	OR	NIA	SCP Specialty Infusion, LLC	Ownership	100.000	UnitedHealth Group Incorporated	N	
		.0000	27-3918706				Optum Infusion Services 500, Inc.	DE	NIA	AxelaCare, LLC	Ownership	100.000	UnitedHealth Group Incorporated	N	
		.0000	84-2822134				Optum Infusion Services 501, Inc.	DE	NIA	Optum Infusion Services 500, Inc.	Ownership	100.000	UnitedHealth Group Incorporated	N	
		.0000	01-0808529				Optum Infusion Services 550, LLC	DE	NIA	Diplomat Blocker, LLC	Ownership	100.000	UnitedHealth Group Incorporated	N	
.0707	UnitedHealth Group Incorporated	.69647	31-0628424				Optum Insurance of Ohio, Inc.	OH	IA	OptumRx PBM of Maryland, LLC	Ownership	100.000	UnitedHealth Group Incorporated	N	
		.0000	46-1615964				Optum Labs Topaz, Inc.	DE	NIA	Optum, Inc.	Ownership	100.000	UnitedHealth Group Incorporated	N	
		.0000					Optum Labs, Inc.	PHL	NIA	Optum Labs, LLC	Ownership	99.990	UnitedHealth Group Incorporated	N	
		.0000	41-1934238				Optum Labs, LLC	DE	NIA	United HealthCare Services, Inc.	Ownership	100.000	UnitedHealth Group Incorporated	N	
		.0000	98-1209730				Optum Life Sciences (Canada) Inc.	CAN	NIA	OptumInsight Life Sciences, Inc.	Ownership	100.000	UnitedHealth Group Incorporated	N	
		.0000	98-1098190				Optum Management Consulting (Shanghai) Co., Ltd.	CHN	NIA	Optum Health & Technology Holdings (US), Inc.	Ownership	100.000	UnitedHealth Group Incorporated	N	
		.0000	30-0826311				Optum Medical Services of California, P.C.	CA	NIA	Physician(s) Owned	Influence	0.000	UnitedHealth Group Incorporated	N	.1
		.0000	45-5424191				Optum Medical Services of Colorado, P.C.	CO	NIA	Physician(s) Owned	Influence	0.000	UnitedHealth Group Incorporated	N	.1
		.0000	45-3866363				Optum Medical Services, P.C.	NC	NIA	Physician(s) Owned	Influence	0.000	UnitedHealth Group Incorporated	N	.1
.0707	UnitedHealth Group Incorporated	.11068	30-0029448				Optum Networks of New Jersey, Inc.	DE	IA	OrthoNet Holdings, Inc.	Ownership	100.000	UnitedHealth Group Incorporated	N	
		.0000	58-1873062				Optum of New York, Inc.	NY	NIA	Optum Women's and Children's Health, LLC	Ownership	100.000	UnitedHealth Group Incorporated	N	
		.0000	98-1097761				Optum Operations (Ireland) Unlimited Company	IRL	NIA	UnitedHealthcare International VII S.à r.l.	Ownership	100.000	UnitedHealth Group Incorporated	N	
		.0000	85-3355553				Optum Oregon MSO, LLC	DE	NIA	Collaborative Care Holdings, LLC	Ownership	100.000	UnitedHealth Group Incorporated	N	
		.0000	20-8911466				Optum Palliative and Hospice Care of Pennsylvania, Inc.	TN	NIA	Hospice Inspiris Holdings, Inc.	Ownership	100.000	UnitedHealth Group Incorporated	N	
		.0000	20-8911303				Optum Palliative and Hospice Care of Texas, Inc.	TN	NIA	Hospice Inspiris Holdings, Inc.	Ownership	100.000	UnitedHealth Group Incorporated	N	
		.0000	45-3629080				Optum Perks LLC	DE	NIA	OptumRx PBM of Illinois, Inc.	Ownership	58.000	UnitedHealth Group Incorporated	N	
		.0000	45-3629080				Optum Perks LLC	DE	NIA	OptumRx Health Solutions, LLC	Ownership	42.000	UnitedHealth Group Incorporated	N	
		.0000	87-1235240				Optum Pharma Services Holdings, Inc.	DE	NIA	Optum, Inc.	Ownership	100.000	UnitedHealth Group Incorporated	N	
		.0000	36-4435924				Optum Pharmacy 601, LLC	FL	NIA	Apothecary Holdings, Inc.	Ownership	100.000	UnitedHealth Group Incorporated	N	
		.0000	82-4030553				Optum Pharmacy 700, LLC	DE	NIA	OptumRx Administrative Services, LLC	Ownership	100.000	UnitedHealth Group Incorporated	N	
		.0000	84-2827343				Optum Pharmacy 701, LLC	DE	NIA	OptumRx Administrative Services, LLC	Ownership	100.000	UnitedHealth Group Incorporated	N	
		.0000	46-2731176				Optum Pharmacy 702, LLC	IN	NIA	OptumRx PBM of Illinois, Inc.	Ownership	100.000	UnitedHealth Group Incorporated	N	
		.0000	20-2719823				Optum Pharmacy 704, Inc.	TX	NIA	BriovaRx of Florida, Inc.	Ownership	100.000	UnitedHealth Group Incorporated	N	
		.0000	55-0824381				Optum Pharmacy 705, LLC	AL	NIA	BriovaRx of Maine, Inc.	Ownership	100.000	UnitedHealth Group Incorporated	N	
		.0000	74-3103518				Optum Pharmacy 706, Inc.	NY	NIA	Salveo Specialty Pharmacy, Inc.	Ownership	100.000	UnitedHealth Group Incorporated	N	
		.0000	20-4515146				Optum Pharmacy 707, Inc.	CA	NIA	Salveo Specialty Pharmacy, Inc.	Ownership	100.000	UnitedHealth Group Incorporated	N	
		.0000	27-2869469				Optum Pharmacy 800, Inc.	AZ	NIA	Apothecary Holdings, Inc.	Ownership	100.000	UnitedHealth Group Incorporated	N	
		.0000	13-4318552				Optum Pharmacy 801, Inc.	AZ	NIA	Apothecary Holdings, Inc.	Ownership	100.000	UnitedHealth Group Incorporated	N	
		.0000	26-4241458				Optum Pharmacy 803, Inc.	AZ	NIA	Apothecary Holdings, Inc.	Ownership	100.000	UnitedHealth Group Incorporated	N	
		.0000	26-0583808				Optum Pharmacy 805, Inc.	AZ	NIA	Apothecary Holdings, Inc.	Ownership	100.000	UnitedHealth Group Incorporated	N	
		.0000	27-0121303				Optum Pharmacy 806, Inc.	CA	NIA	Apothecary Holdings, Inc.	Ownership	100.000	UnitedHealth Group Incorporated	N	
		.0000	20-4581265				Optum Public Sector Solutions, Inc.	DE	NIA	OptumInsight, Inc.	Ownership	100.000	UnitedHealth Group Incorporated	N	
		.0000	46-3328009				Optum Rocket, Inc.	DE	NIA	OptumInsight, Inc.	Ownership	100.000	UnitedHealth Group Incorporated	N	
		.0000	26-0543382				Optum Senior Services, LLC	AL	NIA	Optum Hospice Pharmacy Services, LLC	Ownership	100.000	UnitedHealth Group Incorporated	N	
		.0000	98-1307821				Optum Services (Ireland) Limited	IRL	NIA	Optum Operations (Ireland) Unlimited Company	Ownership	100.000	UnitedHealth Group Incorporated	N	

STATEMENT AS OF SEPTEMBER 30, 2021 OF THE UnitedHealthcare of Wisconsin, Inc.

SCHEDULE Y
PART 1A - DETAIL OF INSURANCE HOLDING COMPANY SYSTEM

1	2	3	4	5	6	7	8	9	10	11	12	13	14	15	16
Group Code	Group Name	NAIC Company Code	ID Number	Federal RSSD	CIK	Name of Securities Exchange if Publicly Traded (U.S. or International)	Names of Parent, Subsidiaries Or Affiliates	Domiciliary Location	Relationship to Reporting Entity	Directly Controlled by (Name of Entity/Person)	Type of Control (Ownership, Board, Management, Attorney-in-Fact, Influence, Other)	If Control is Ownership Provide Percentage	Ultimate Controlling Entity(ies)/Person(s)	Is an SCA Filing Required? (Y/N)	*
		.0000	66-0870003				Optum Services (Puerto Rico) LLC	.PRI	NIA	UnitedHealthcare International III B.V.	Ownership	100.000	UnitedHealth Group Incorporated	.N	
		.0000	45-4683454				Optum Services, Inc.	.DE	NIA	Optum, Inc.	Ownership	100.000	UnitedHealth Group Incorporated	.N	
		.0000	98-0644599				Optum Solutions UK Holdings Limited	.GBR	NIA	Inc.	Ownership	100.000	UnitedHealth Group Incorporated	.N	
		.0000	46-5713629				Optum Technology, LLC	.DE	NIA	OptumInsight, Inc.	Ownership	100.000	UnitedHealth Group Incorporated	.N	
		.0000					Optum Venture Global Partners II, LP	.DE	NIA	Optum, Inc.	Ownership	99.000	UnitedHealth Group Incorporated	.N	
		.0000					Optum Venture Global Partners, LP	.DE	NIA	Optum, Inc.	Ownership	99.000	UnitedHealth Group Incorporated	.N	
		.0000					Optum Venture Partners II, LP	.DE	NIA	Optum, Inc.	Ownership	99.000	UnitedHealth Group Incorporated	.N	
		.0000					Optum Venture Partners III, LP	.DE	NIA	Optum, Inc.	Ownership	99.000	UnitedHealth Group Incorporated	.N	
		.0000					Optum Venture Partners, LP	.DE	NIA	Optum, Inc.	Ownership	99.000	UnitedHealth Group Incorporated	.N	
		.0000	85-0735012				Optum Washington Network, LLC	.WA	NIA	Collaborative Care Holdings, LLC	Ownership	93.000	UnitedHealth Group Incorporated	.N	
		.0000	58-2205984				Optum Women's and Children's Health, LLC	.DE	NIA	My Wellness Solutions, LLC	Ownership	100.000	UnitedHealth Group Incorporated	.N	
		.0000	30-0580620	3119994			Optum, Inc.	.DE	NIA	United HealthCare Services, Inc.	Ownership	100.000	UnitedHealth Group Incorporated	.N	
		.0000	46-3983926				Optum360 Services, Inc.	.DE	NIA	Optum Rocket, Inc.	Ownership	100.000	UnitedHealth Group Incorporated	.N	
		.0000	82-3446942				Optum360 Solutions, LLC	.DE	NIA	OptumInsight, Inc.	Ownership	100.000	UnitedHealth Group Incorporated	.N	
		.0000	46-3328307				Optum360, LLC	.DE	NIA	Optum Rocket, Inc.	Ownership	95.850	UnitedHealth Group Incorporated	.N	
		.0000	30-0940296				OptumCare ACO New Mexico, LLC	.DE	NIA	OptumCare New Mexico, LLC	Ownership	100.000	UnitedHealth Group Incorporated	.N	
		.0000	83-3608739				OptumCare ACO West, LLC	.DE	NIA	Collaborative Care Holdings, LLC	Ownership	100.000	UnitedHealth Group Incorporated	.N	
		.0000	47-1422097				OptumCare Clinical Trials, LLC	.DE	NIA	OptumCare Holdings, LLC	Ownership	100.000	UnitedHealth Group Incorporated	.N	
		.0000	35-2597463				OptumCare Colorado ASC, LLC	.CO	NIA	OptumCare Colorado, LLC	Ownership	100.000	UnitedHealth Group Incorporated	.N	
		.0000	47-2218380				OptumCare Colorado Springs, LLC	.CO	NIA	OptumCare Holdings Colorado, LLC	Ownership	100.000	UnitedHealth Group Incorporated	.N	
		.0000	47-2196783				OptumCare Colorado, LLC	.CO	NIA	OptumCare Management, LLC	Ownership	100.000	UnitedHealth Group Incorporated	.N	
		.0000	26-1508741				OptumCare Endoscopy Center New Mexico, LLC	.NM	NIA	OptumCare New Mexico, LLC	Ownership	100.000	UnitedHealth Group Incorporated	.N	
		.0000	82-2227280				OptumCare Florida CI, LLC	.DE	NIA	OptumCare Florida, LLC	Ownership	100.000	UnitedHealth Group Incorporated	.N	
		.0000	87-0408859				OptumCare Florida, LLC	.DE	NIA	OptumCare Holdings, LLC	Ownership	100.000	UnitedHealth Group Incorporated	.N	
		.0000	30-0999065				OptumCare Holdings Colorado, LLC	.CO	NIA	OptumCare Colorado, LLC	Ownership	85.000	UnitedHealth Group Incorporated	.N	
		.0000	56-2592163				OptumCare Holdings, LLC	.CA	NIA	Collaborative Care Holdings, LLC	Ownership	100.000	UnitedHealth Group Incorporated	.N	
		.0000	95-4509662				OptumCare Management, LLC	.CA	NIA	OptumCare Holdings, LLC	Ownership	100.000	UnitedHealth Group Incorporated	.N	
		.0000	20-4043287				OptumCare New Mexico, LLC	.DE	NIA	OptumCare Management, LLC	Ownership	100.000	UnitedHealth Group Incorporated	.N	
		.0000	13-4138668				OptumCare New York IPA, Inc.	.NY	NIA	Inspiris, Inc.	Ownership	100.000	UnitedHealth Group Incorporated	.N	
		.0000	93-1306308				OptumCare Portland, LLC	.OR	NIA	Optum Oregon MSO, LLC	Ownership	100.000	UnitedHealth Group Incorporated	.N	1
		.0000	45-3462809				OptumCare South Florida, LLC	.FL	NIA	OptumCare Management, LLC	Ownership	100.000	UnitedHealth Group Incorporated	.N	
		.0000	84-3504842				OptumCare Specialty Practices, LLC	.DE	NIA	SC Affiliates, LLC	Ownership	100.000	UnitedHealth Group Incorporated	.N	
		.0000	41-1591944				OptumHealth Care Solutions, LLC	.DE	NIA	OptumInsight, Inc.	Ownership	100.000	UnitedHealth Group Incorporated	.N	
		.0000	47-1192395				OptumHealth Holdings, LLC	.DE	NIA	Optum, Inc.	Ownership	100.000	UnitedHealth Group Incorporated	.N	
		.0000	98-1106868				OptumHealth International B.V.	.MLD	NIA	Catamaran S.á.r.l.	Ownership	100.000	UnitedHealth Group Incorporated	.N	
		.0000					OptumInsight Holdings, LLC	.DE	NIA	Optum, Inc.	Ownership	100.000	UnitedHealth Group Incorporated	.N	
		.0000	98-1401978				OptumInsight India Private Limited	.IND	NIA	The Advisory Board Company	Ownership	0.935	UnitedHealth Group Incorporated	.N	
		.0000	98-1401978				OptumInsight India Private Limited	.IND	NIA	ABCO International Holdings, LLC	Ownership	99.065	UnitedHealth Group Incorporated	.N	
		.0000	04-3383745				OptumInsight Life Sciences, Inc.	.DE	NIA	OptumInsight, Inc.	Ownership	100.000	UnitedHealth Group Incorporated	.N	
		.0000	41-1858498				OptumInsight, Inc.	.DE	NIA	OptumInsight Holdings, LLC	Ownership	100.000	UnitedHealth Group Incorporated	.N	
		.0000	75-2578509				OptumRx Administrative Services, LLC	.TX	NIA	OptumRx Holdings I, LLC	Ownership	100.000	UnitedHealth Group Incorporated	.N	
		.0000	31-1728846				OptumRx Discount Card Services, LLC	.DE	NIA	OptumRx PBM of Illinois, Inc.	Ownership	100.000	UnitedHealth Group Incorporated	.N	
		.0000	47-4734235				OptumRx Group Holdings, Inc.	.DE	NIA	Optum, Inc.	Ownership	100.000	UnitedHealth Group Incorporated	.N	
		.0000	46-0666840				OptumRx Health Solutions, LLC	.DE	NIA	OptumRx Administrative Services, LLC	Ownership	100.000	UnitedHealth Group Incorporated	.N	
		.0000	80-0870454				OptumRx Holdings I, LLC	.DE	NIA	OptumRx Group Holdings, Inc.	Ownership	100.000	UnitedHealth Group Incorporated	.N	
		.0000					OptumRx Holdings, LLC	.DE	NIA	Optum, Inc.	Ownership	100.000	UnitedHealth Group Incorporated	.N	
		.0000	34-1472211				OptumRx Home Delivery of Ohio, LLC	.OH	NIA	OptumRx Health Solutions, LLC	Ownership	100.000	UnitedHealth Group Incorporated	.N	
		.0000	20-0218027				OptumRx IPA III, Inc.	.NY	NIA	OptumRx PBM of Maryland, LLC	Ownership	100.000	UnitedHealth Group Incorporated	.N	
		.0000	20-0151096				OptumRx NY IPA, Inc.	.NY	NIA	OptumRx, Inc.	Ownership	100.000	UnitedHealth Group Incorporated	.N	
		.0000	27-3419292				OptumRx of Pennsylvania, LLC	.DE	NIA	OptumRx Health Solutions, LLC	Ownership	100.000	UnitedHealth Group Incorporated	.N	
		.0000	11-2581812				OptumRx PBM of Illinois, Inc.	.DE	NIA	OptumRx Administrative Services, LLC	Ownership	100.000	UnitedHealth Group Incorporated	.N	
		.0000	88-0361447				OptumRx PBM of Maryland, LLC	.NV	NIA	OptumRx Health Solutions, LLC	Ownership	100.000	UnitedHealth Group Incorporated	.N	
		.0000	03-0592263				OptumRx PBM of Pennsylvania, LLC	.PA	NIA	OptumRx of Pennsylvania, LLC	Ownership	100.000	UnitedHealth Group Incorporated	.N	

STATEMENT AS OF SEPTEMBER 30, 2021 OF THE UnitedHealthcare of Wisconsin, Inc.

SCHEDULE Y
PART 1A - DETAIL OF INSURANCE HOLDING COMPANY SYSTEM

1	2	3	4	5	6	7	8	9	10	11	12	13	14	15	16
Group Code	Group Name	NAIC Company Code	ID Number	Federal RSSD	CIK	Name of Securities Exchange if Publicly Traded (U.S. or International)	Names of Parent, Subsidiaries Or Affiliates	Domiciliary Location	Relationship to Reporting Entity	Directly Controlled by (Name of Entity/Person)	Type of Control (Ownership, Board, Management, Attorney-in-Fact, Influence, Other)	If Control is Ownership Provide Percentage	Ultimate Controlling Entity(ies)/Person(s)	Is an SCA Filing Required? (Y/N)	*
		.0000	38-3693753				OptumRx PBM of Wisconsin, LLC	WI	NIA	OptumRx PBM of Illinois, Inc.	Ownership	100.000	UnitedHealth Group Incorporated	N	
		.0000	16-1767416				OptumRx PD of Pennsylvania, LLC	PA	NIA	OptumRx of Pennsylvania, LLC	Ownership	100.000	UnitedHealth Group Incorporated	N	
		.0000	88-0373347				OptumRx Pharmacy of Nevada, Inc.	NV	NIA	OptumRx Health Solutions, LLC	Ownership	100.000	UnitedHealth Group Incorporated	N	
		.0000	47-3146510				OptumRx Pharmacy, Inc.	DE	NIA	OptumRx, Inc.	Ownership	100.000	UnitedHealth Group Incorporated	N	
		.0000	33-0441200				OptumRx, Inc.	CA	NIA	OptumRx Holdings, LLC	Ownership	100.000	UnitedHealth Group Incorporated	N	
		.0000	39-1974851				OptumServe Health Services, Inc.	WI	NIA	OptumHealth Holdings, LLC	Ownership	100.000	UnitedHealth Group Incorporated	N	
		.0000	52-2016292				OptumServe Technology Services, Inc.	MD	NIA	OptumInsight, Inc.	Ownership	100.000	UnitedHealth Group Incorporated	N	
		.0000	27-3674492				Oregon Healthcare Resources, LLC	OR	NIA	OHR Physician Group, P.C.	Ownership	100.000	UnitedHealth Group Incorporated	N	1
		.0000	22-3883387				Oregon Outpatient Surgery Center, LLC	OR	NIA	Providence & SCA Off-Campus Holdings, LLC	Ownership	51.180	UnitedHealth Group Incorporated	N	2
		.0000	59-3125869				Orlando Center for Outpatient Surgery, L.P.	GA	NIA	Surgical Health, LLC	Ownership	10.864	UnitedHealth Group Incorporated	N	
		.0000	59-3125869				Orlando Center for Outpatient Surgery, L.P.	GA	NIA	Surgical Health Of Orlando, LLC	Ownership	51.000	UnitedHealth Group Incorporated	N	
		.0000	46-2742615				Orthology Inc.	DE	NIA	ProHEALTH Medical Management, LLC	Ownership	100.000	UnitedHealth Group Incorporated	N	
		.0000	13-3960641				OrthoNet Holdings, Inc.	DE	NIA	OptumHealth Care Solutions, LLC	Ownership	100.000	UnitedHealth Group Incorporated	N	
		.0000	13-3818652				OrthoNet LLC	NY	NIA	OrthoNet Holdings, Inc.	Ownership	100.000	UnitedHealth Group Incorporated	N	
		.0000	13-4025898				OrthoNet New York IPA, Inc.	NY	NIA	OrthoNet Holdings, Inc.	Ownership	100.000	UnitedHealth Group Incorporated	N	
		.0000	26-2884306				OrthoNet of the South, Inc.	DE	NIA	OrthoNet Holdings, Inc.	Ownership	100.000	UnitedHealth Group Incorporated	N	
		.0000	20-0221966				OrthoNet West, Inc.	DE	NIA	OrthoNet Holdings, Inc.	Ownership	100.000	UnitedHealth Group Incorporated	N	
		.0000	81-2594417				Orthopedic Surgery Center of Palm Beach County, LLC	FL	NIA	SCA-Palm Beach, LLC	Ownership	26.500	UnitedHealth Group Incorporated	N	2
		.0000	85-2357227				OrthoWest MSO, LLC	DE	NIA	OptumCare Specialty Practices, LLC	Ownership	50.000	UnitedHealth Group Incorporated	N	
		.0000	98-1284698				OSB – Tecnologia e Serviços de Suporte Lda.	BRA	NIA	Cemed Care – Empresa de Atendimento Clínico Geral Ltda.	Ownership	0.000	UnitedHealth Group Incorporated	N	
		.0000	98-1284698				OSB – Tecnologia e Serviços de Suporte Lda.	BRA	NIA	Amil Assistência Médica Internacional S.A.	Ownership	100.000	UnitedHealth Group Incorporated	N	
		.0000	41-1921007				Ovations, Inc.	DE	NIA	United HealthCare Services, Inc.	Ownership	100.000	UnitedHealth Group Incorporated	N	
		.0000	06-1587795				Oxford Benefit Management, Inc.	CT	NIA	Oxford Health Plans LLC	Ownership	100.000	UnitedHealth Group Incorporated	N	
.0707	UnitedHealth Group Incorporated	.78026	22-2797560				Oxford Health Insurance, Inc.	NY	IA	UnitedHealthcare Insurance Company	Ownership	100.000	UnitedHealth Group Incorporated	N	
.0707	UnitedHealth Group Incorporated	.96798	06-1181201				Oxford Health Plans (CT), Inc.	CT	IA	Oxford Health Plans LLC	Ownership	100.000	UnitedHealth Group Incorporated	N	
.0707	UnitedHealth Group Incorporated	.95506	22-2745725				Oxford Health Plans (NJ), Inc.	NJ	IA	Oxford Health Plans LLC	Ownership	100.000	UnitedHealth Group Incorporated	N	
.0707	UnitedHealth Group Incorporated	.95479	06-1181200				Oxford Health Plans (NY), Inc.	NY	IA	Oxford Health Plans LLC	Ownership	100.000	UnitedHealth Group Incorporated	N	
		.0000	52-2443751				Oxford Health Plans LLC	DE	NIA	UnitedHealth Group Incorporated	Ownership	100.000	UnitedHealth Group Incorporated	N	
		.0000	27-0008097				P2P Link, LLC	DE	NIA	SRPS, LLC	Ownership	100.000	UnitedHealth Group Incorporated	N	
		.0000	33-0704734				Pacific Cardiovascular Associates Medical Group, Inc.	CA	NIA	Surgical Care Affiliates, LLC	Influence	0.000	UnitedHealth Group Incorporated	N	
		.0000	75-2857077				Pacific Casualty Company, Inc.	HI	NIA	USHEALTH Group, Inc.	Ownership	100.000	UnitedHealth Group Incorporated	N	
.0707	UnitedHealth Group Incorporated	.70785	35-1137395				PacificCare Life and Health Insurance Company	IN	IA	United HealthCare Services, Inc.	Ownership	100.000	UnitedHealth Group Incorporated	N	
.0707	UnitedHealth Group Incorporated	.84506	95-2829463				PacificCare Life Assurance Company	CO	IA	United HealthCare Services, Inc.	Ownership	100.000	UnitedHealth Group Incorporated	N	
.0707	UnitedHealth Group Incorporated	.95617	94-3267522				PacificCare of Arizona, Inc.	AZ	IA	United HealthCare Services, Inc.	Ownership	100.000	UnitedHealth Group Incorporated	N	
.0707	UnitedHealth Group Incorporated	.95434	84-1011378				PacificCare of Colorado, Inc.	CO	IA	United HealthCare Services, Inc.	Ownership	100.000	UnitedHealth Group Incorporated	N	
		.0000	98-1444613				Pacific S.A. Entidad Prestadora de Salud	PER	NIA	Empremédica S. A.	Ownership	50.000	UnitedHealth Group Incorporated	N	
		.0000	48-1255983				Panama City Surgery Center, LLC	FL	NIA	SCA-Panama City Holdings, LLC	Ownership	53.558	UnitedHealth Group Incorporated	N	
		.0000	45-1484375				Park Hill Surgery Center, LLC	TX	NIA	Surgical Care Affiliates, LLC	Influence	0.000	UnitedHealth Group Incorporated	N	
		.0000	20-4127100				Parkway Surgery Center, LLC	DE	NIA	SCA-Hagerstown, LLC	Ownership	78.400	UnitedHealth Group Incorporated	N	
		.0000					Patrimonio Autónomo Nueva Clínica	COL	NIA	Clínica del Country S.A.S.	Ownership	65.180	UnitedHealth Group Incorporated	N	
		.0000					Patrimonio Autónomo Nueva Clínica	COL	NIA	Promotora Country S.A.	Ownership	0.230	UnitedHealth Group Incorporated	N	
		.0000					Patrimonio Autónomo Nueva Clínica	COL	NIA	Banmédica Internacional SpA	Ownership	9.670	UnitedHealth Group Incorporated	N	
		.0000	62-1451147				Payment Resolution Services, LLC	TN	NIA	OptumInsight, Inc.	Ownership	100.000	UnitedHealth Group Incorporated	N	
		.0000	75-3265056				PCCCV, Inc.	CA	NIA	PrimeCare Medical Network, Inc.	Ownership	100.000	UnitedHealth Group Incorporated	N	
		.0000	47-2429625				Penzo Enterprises, LLC	DE	NIA	OptumRx Holdings, LLC	Ownership	100.000	UnitedHealth Group Incorporated	N	
.0707	UnitedHealth Group Incorporated	.13607	20-5662149				Peoples Health, Inc.	LA	IA	New Orleans Regional Physician Hospital Organization, L.L.C.	Ownership	100.000	UnitedHealth Group Incorporated	N	
		.0000	20-5608977				Perham Physical Therapy, LTD	MN	NIA	Orthology Inc.	Ownership	100.000	UnitedHealth Group Incorporated	N	

16.20

STATEMENT AS OF SEPTEMBER 30, 2021 OF THE UnitedHealthcare of Wisconsin, Inc.

SCHEDULE Y
PART 1A - DETAIL OF INSURANCE HOLDING COMPANY SYSTEM

1	2	3	4	5	6	7	8	9	10	11	12	13	14	15	16
Group Code	Group Name	NAIC Company Code	ID Number	Federal RSSD	CIK	Name of Securities Exchange if Publicly Traded (U.S. or International)	Names of Parent, Subsidiaries Or Affiliates	Domi-ciliary Location	Relation-ship to Reporting Entity	Directly Controlled by (Name of Entity/Person)	Type of Control (Ownership, Board, Management, Attorney-in-Fact, Influence, Other)	If Control is Ownership Provide Percentage	Ultimate Controlling Entity(ies)/Person(s)	Is an SCA Filing Re-quired? (Y/N)	*
		.00000	58-1978405				Perimeter Center for Outpatient Surgery, L.P.	.GA	.NIA	SHC Atlanta, LLC	Ownership	38.757	UnitedHealth Group Incorporated	.N	2
		.00000	47-5449645				Pharmaceutical Technologies Independent Practice Association, LLC	.NY	.NIA	Pharmaceutical Technologies, Inc.	Ownership	100.000	UnitedHealth Group Incorporated	.N	
		.00000	47-0764793				Pharmaceutical Technologies, Inc.	.NE	.NIA	Diplomat Pharmacy, Inc.	Ownership	100.000	UnitedHealth Group Incorporated	.N	
		.00000	35-2288416				PHC Subsidiary Holdings, LLC	.TX	.NIA	United HealthCare Services, Inc.	Ownership	100.000	UnitedHealth Group Incorporated	.N	
		.00000	81-2902954				Physician Alliance of the Rockies, LLC	.CO	.NIA	New West Physicians, Inc.	Ownership	100.000	UnitedHealth Group Incorporated	.N	
		.00000	30-0516435				Physician Partners Medical Group, Inc.	.CA	.NIA	Physician(s) Owned	Influence	0.000	UnitedHealth Group Incorporated	.N	1
		.00000	91-1822767				Physicians Care Network, L.L.C.	.WA	.NIA	Physician(s) Owned	Influence	0.000	UnitedHealth Group Incorporated	.N	1
		.00000	59-3438026				Physicians Day Surgery Center, LLC	.FL	.NIA	SCA-Naples, LLC	Ownership	51.000	UnitedHealth Group Incorporated	.N	
.0707	UnitedHealth Group Incorporated	.11494	04-3677255				Physicians Health Choice of Texas, LLC	.TX	.IA	PHC Subsidiary Holdings, LLC	Ownership	100.000	UnitedHealth Group Incorporated	.N	
		.00000	52-1162824				Physicians Health Plan of Maryland, Inc.	.MD	.NIA	United HealthCare Services, Inc.	Ownership	100.000	UnitedHealth Group Incorporated	.N	
		.00000	20-5170962				Physicians' Surgery Center of Downey, LLC	.CA	.NIA	SCA-AppleCare Partners, LLC	Ownership	59.998	UnitedHealth Group Incorporated	.N	
		.00000	84-1498816				Pinnacle III, LLC	.CO	.NIA	SCA Pinnacle Holdings, LLC	Ownership	100.000	UnitedHealth Group Incorporated	.N	
		.00000	98-1388873				Piano de Saúde Ana Costa Ltda.	.BRA	.NIA	Santos Administração e Participações S.A. Anil Assistência Médica Internacional S.A.	Ownership	25.140	UnitedHealth Group Incorporated	.N	
		.00000	98-1388873				Piano de Saúde Ana Costa Ltda.	.BRA	.NIA	Santos Administração e Participações S.A. Anil Assistência Médica Internacional S.A.	Ownership	74.860	UnitedHealth Group Incorporated	.N	
		.00000	66-0742844				Plus One Health Management Puerto Rico, Inc.	.PRI	.NIA	Plus One Holdings, Inc.	Ownership	100.000	UnitedHealth Group Incorporated	.N	
		.00000	13-3613705				Plus One Holdings, Inc.	.DE	.NIA	OptumHealth Care Solutions, LLC	Ownership	100.000	UnitedHealth Group Incorporated	.N	
		.00000	80-0670247				PMI Acquisition, LLC	.DE	.NIA	Progressive Enterprises Holdings, Inc.	Ownership	100.000	UnitedHealth Group Incorporated	.N	
		.00000	26-3148744				PMSI Holdings, LLC	.DE	.NIA	Progressive Enterprises Holdings, Inc.	Ownership	100.000	UnitedHealth Group Incorporated	.N	
		.00000	59-3166848				PMSI Settlement Solutions, LLC	.FL	.NIA	PMSI Holdings, LLC	Ownership	100.000	UnitedHealth Group Incorporated	.N	
		.00000	56-2422696				PMSI, LLC	.FL	.NIA	PMSI Holdings, LLC	Ownership	100.000	UnitedHealth Group Incorporated	.N	
		.00000	98-1083164				Poliar II Fundo de Investimento em Participações Multiestratégia	.BRA	.NIA	UnitedHealthcare International IV S.á r.l.	Ownership	100.000	UnitedHealth Group Incorporated	.N	
		.00000	47-5563848				Polo Holdco, LLC	.DE	.NIA	Collaborative Care Holdings, LLC	Ownership	80.100	UnitedHealth Group Incorporated	.N	
		.00000	83-3042027				Polyclinic Holdings, P.C.	.WA	.NIA	Physician(s) Owned	Influence	0.000	UnitedHealth Group Incorporated	.N	1
		.00000	46-0508606				Polyclinic Management Services Company, LLC	.WA	.NIA	The Polyclinic, PLLC	Ownership	100.000	UnitedHealth Group Incorporated	.N	1
		.00000	46-5415205				POMCO Network, Inc.	.NY	.NIA	POMCO, Inc.	Ownership	100.000	UnitedHealth Group Incorporated	.N	
		.00000	15-0581348				POMCO, Inc.	.NY	.NIA	UMR, Inc.	Ownership	100.000	UnitedHealth Group Incorporated	.N	
		.00000	33-0261822				Pomerado Outpatient Surgical Center, Inc.	.CA	.NIA	ASC Network, LLC	Ownership	100.000	UnitedHealth Group Incorporated	.N	
		.00000	33-0752699				Pomerado Outpatient Surgical Center, L.P.	.CA	.NIA	Pomerado Outpatient Surgical Center, Inc.	Ownership	61.500	UnitedHealth Group Incorporated	.N	
		.00000	30-0844501				Post-Acute Care Center for Research, LLC	.DE	.NIA	naviHealth, Inc.	Ownership	100.000	UnitedHealth Group Incorporated	.N	
		.00000	27-1454121				PPH Holdings, LLC	.DE	.NIA	Practice Partners in Healthcare, LLC	Ownership	100.000	UnitedHealth Group Incorporated	.N	
		.00000	24-1453981				PPH Management Company, L.L.C.	.DE	.NIA	Practice Partners in Healthcare, LLC	Ownership	100.000	UnitedHealth Group Incorporated	.N	
		.00000	26-4490039				PPH-Columbia, Inc.	.DE	.NIA	Practice Partners in Healthcare, LLC	Ownership	100.000	UnitedHealth Group Incorporated	.N	
		.00000	26-4489980				PPH-Gardendale, Inc.	.DE	.NIA	Practice Partners in Healthcare, LLC	Ownership	100.000	UnitedHealth Group Incorporated	.N	
		.00000	76-0770414				Practice Partners in Healthcare, LLC	.DE	.NIA	SCA-Practice Partners Holdings, LLC	Ownership	100.000	UnitedHealth Group Incorporated	.N	
.0707	UnitedHealth Group Incorporated	.12756	20-3391186				Preferred Care Network of Florida, Inc.	.FL	.IA	United HealthCare Services, Inc.	Ownership	100.000	UnitedHealth Group Incorporated	.N	
.0707	UnitedHealth Group Incorporated	.12155	01-0788576				Preferred Care Network, Inc.	.FL	.IA	United HealthCare Services, Inc.	Ownership	100.000	UnitedHealth Group Incorporated	.N	
		.00000	65-0683927				Preferred Care Partners Holding, Corp.	.FL	.NIA	United HealthCare Services, Inc.	Ownership	100.000	UnitedHealth Group Incorporated	.N	
		.00000	26-1845018				Preferred Care Partners Medical Group, Inc.	.FL	.NIA	Preferred Care Partners Holding, Corp.	Ownership	100.000	UnitedHealth Group Incorporated	.N	
.0707	UnitedHealth Group Incorporated	.11176	65-0885893				Preferred Care Partners, Inc.	.FL	.IA	Preferred Care Partners Holding, Corp.	Ownership	100.000	UnitedHealth Group Incorporated	.N	
		.00000	41-1846481				PreferredOne Administrative Services, Inc.	.MN	.NIA	United HealthCare Services, Inc.	Ownership	100.000	UnitedHealth Group Incorporated	.N	
		.00000	41-1846481				PreferredOne Administrative Services, Inc.	.MN	.NIA	United HealthCare Services, Inc.	Ownership	100.000	UnitedHealth Group Incorporated	.N	
.0707	UnitedHealth Group Incorporated	.11817	81-0625135				PreferredOne Insurance Company	.MN	.IA	PreferredOne Administrative Services, Inc.	Ownership	100.000	UnitedHealth Group Incorporated	.N	
		.00000	75-3265059				Premier Choice ACO, Inc.	.CA	.NIA	PrimeCare Medical Network, Inc.	Ownership	100.000	UnitedHealth Group Incorporated	.N	
		.00000	72-1378216				Premier Surgery Center of Louisville, L.P.	.TN	.NIA	LLC	Ownership	51.000	UnitedHealth Group Incorporated	.N	
		.00000	20-1499748				Premiere Medical Resources, LLC	.DE	.NIA	Unity Health Network, LLC	Ownership	100.000	UnitedHealth Group Incorporated	.N	
		.00000	33-0527335				Primary Care Associated Medical Group, Inc.	.CA	.NIA	NAIM Medical Group Holdings, Inc.	Ownership	100.000	UnitedHealth Group Incorporated	.N	1
		.00000	30-0516440				Prime Community Care, Inc.	.CA	.NIA	Physician(s) Owned	Influence	0.000	UnitedHealth Group Incorporated	.N	1
		.00000	88-0253112				Prime Health, Inc.	.NV	.NIA	Sierra Health Services, Inc.	Ownership	100.000	UnitedHealth Group Incorporated	.N	

16.21

STATEMENT AS OF SEPTEMBER 30, 2021 OF THE UnitedHealthcare of Wisconsin, Inc.

SCHEDULE Y
PART 1A - DETAIL OF INSURANCE HOLDING COMPANY SYSTEM

1	2	3	4	5	6	7	8	9	10	11	12	13	14	15	16
Group Code	Group Name	NAIC Company Code	ID Number	Federal RSSD	CIK	Name of Securities Exchange if Publicly Traded (U.S. or International)	Names of Parent, Subsidiaries Or Affiliates	Domiciliary Location	Relationship to Reporting Entity	Directly Controlled by (Name of Entity/Person)	Type of Control (Ownership, Board, Management, Attorney-in-Fact, Influence, Other)	If Control is Ownership Provide Percentage	Ultimate Controlling Entity(ies)/Person(s)	Is an SCA Filing Required? (Y/N)	*
		.00000	33-0645768				PrimeCare Medical Group of Chino Valley, Inc.	CA	NIA	Physician(s) Owned	Influence	0.000	UnitedHealth Group Incorporated	N	1
		.00000	33-0607478				PrimeCare Medical Network, Inc.	CA	NIA	NAM Holdings, Inc.	Ownership	100.000	UnitedHealth Group Incorporated	N	1
		.00000	87-0757397				PrimeCare of Citrus Valley, Inc.	CA	NIA	PrimeCare Medical Network, Inc.	Ownership	80.000	UnitedHealth Group Incorporated	N	1
		.00000	33-0674407				PrimeCare of Corona, Inc.	CA	NIA	PrimeCare Medical Network, Inc.	Ownership	100.000	UnitedHealth Group Incorporated	N	1
		.00000	33-0674401				PrimeCare of Hemet Valley, Inc.	CA	NIA	PrimeCare Medical Network, Inc.	Ownership	100.000	UnitedHealth Group Incorporated	N	1
		.00000	33-0674408				PrimeCare of Inland Valley, Inc.	CA	NIA	PrimeCare Medical Network, Inc.	Ownership	100.000	UnitedHealth Group Incorporated	N	1
		.00000	33-0674402				PrimeCare of Moreno Valley, Inc.	CA	NIA	PrimeCare Medical Network, Inc.	Ownership	100.000	UnitedHealth Group Incorporated	N	1
		.00000	33-0674400				PrimeCare of Redlands, Inc.	CA	NIA	PrimeCare Medical Network, Inc.	Ownership	100.000	UnitedHealth Group Incorporated	N	1
		.00000	33-0674404				PrimeCare of Riverside, Inc.	CA	NIA	PrimeCare Medical Network, Inc.	Ownership	100.000	UnitedHealth Group Incorporated	N	1
		.00000	14-1915328				PrimeCare of San Bernardino, Inc.	CA	NIA	PrimeCare Medical Network, Inc.	Ownership	100.000	UnitedHealth Group Incorporated	N	1
		.00000	33-0698439				PrimeCare of Sun City, Inc.	CA	NIA	PrimeCare Medical Network, Inc.	Ownership	100.000	UnitedHealth Group Incorporated	N	1
		.00000	33-0674409				PrimeCare of Temecula, Inc.	CA	NIA	PrimeCare Medical Network, Inc.	Ownership	100.000	UnitedHealth Group Incorporated	N	1
		.00000	14-1873402				Procura Management, Inc.	DE	NIA	Healthcare Solutions, Inc.	Ownership	100.000	UnitedHealth Group Incorporated	N	1
		.00000	27-4371197				Progressive Enterprises Holdings, Inc.	DE	NIA	OptumRx, Inc.	Ownership	100.000	UnitedHealth Group Incorporated	N	1
		.00000	31-1192384				Progressive Medical, LLC	OH	NIA	PMI Acquisition, LLC	Ownership	100.000	UnitedHealth Group Incorporated	N	1
		.00000	45-4469117				ProHEALTH Accountable Care Medical Group, PLLC	NY	NIA	ProHEALTH Care Associates, L.L.P.	Ownership	100.000	UnitedHealth Group Incorporated	N	1
		.00000	11-3447394				ProHEALTH Ambulatory Surgery Center, Inc.	NY	NIA	Physician(s) Owned	Influence	0.000	UnitedHealth Group Incorporated	N	1
		.00000	47-5656253				ProHEALTH Care Associates of New Jersey LLP	NJ	NIA	Physician(s) Owned	Influence	0.000	UnitedHealth Group Incorporated	N	1
		.00000	11-3355604				ProHEALTH Care Associates, L.L.P.	NY	NIA	ProHEALTH Medical NY, P.C.	Ownership	51.000	UnitedHealth Group Incorporated	N	1
		.00000	47-1049661				ProHEALTH Medical Management, LLC	DE	NIA	Collaborative Care Holdings, LLC	Ownership	100.000	UnitedHealth Group Incorporated	N	1
		.00000	47-1388406				ProHEALTH Medical NY, P.C.	NY	NIA	Physician(s) Owned	Influence	0.000	UnitedHealth Group Incorporated	N	1
		.00000	45-5470737				ProHealth Physicians ACO, LLC	CT	NIA	ProHealth Physicians, Inc.	Ownership	100.000	UnitedHealth Group Incorporated	N	1
		.00000	06-1446075				ProHealth Physicians, Inc.	CT	NIA	Polo Holdco, LLC	Ownership	100.000	UnitedHealth Group Incorporated	N	1
		.00000	06-1469068				ProHealth Physicians, P.C.	CT	NIA	Physician(s) Owned	Influence	0.000	UnitedHealth Group Incorporated	N	1
		.00000	32-0455430				ProHealth Proton Center Management, LLC	DE	NIA	ProHEALTH Medical Management, LLC	Ownership	100.000	UnitedHealth Group Incorporated	N	1
		.00000	47-5661535				ProHEALTH Urgent Care Medicine of New Jersey LLP	NJ	NIA	Physician(s) Owned	Influence	0.000	UnitedHealth Group Incorporated	N	1
		.00000	46-1883579				ProHEALTH Urgent Care Medicine, PLLC	NY	NIA	ProHEALTH Care Associates, L.L.P.	Ownership	100.000	UnitedHealth Group Incorporated	N	1
		.00000					ProHealth/CareMount Dental Management, LLC	NY	NIA	CareMount Dental Member, LLC	Ownership	46.000	UnitedHealth Group Incorporated	N	2
		.00000					Promotora Country S.A.	COL	NIA	Banmedica S.A.	Ownership	50.000	UnitedHealth Group Incorporated	N	1
		.00000	22-3493126				Pronounced Health Solutions, Inc.	DE	NIA	My Wellness Solutions, LLC	Ownership	100.000	UnitedHealth Group Incorporated	N	1
		.00000	98-1444638				Prosemedic S.A.C.	PER	NIA	Pacifico S.A. Entidad Prestadora de Salud	Ownership	80.000	UnitedHealth Group Incorporated	N	1
		.00000	85-0775386				Prospero Health Partners Florida, Inc.	FL	NIA	Physician(s) Owned	Influence	0.000	UnitedHealth Group Incorporated	N	1
		.00000	82-2400620				Prospero Health Partners New York, P.C.	NY	NIA	Physician(s) Owned	Influence	0.000	UnitedHealth Group Incorporated	N	1
		.00000					Prospero Health Partners North Carolina, P.C.	NC	NIA	Physician(s) Owned	Influence	0.000	UnitedHealth Group Incorporated	N	1
		.00000	84-4569314				Prospero Health Partners, P.C.	MN	NIA	Physician(s) Owned	Influence	0.000	UnitedHealth Group Incorporated	N	1
		.00000	84-3234753				Prospero Management Services, LLC	DE	NIA	Triple Aim Partners, LLC	Ownership	100.000	UnitedHealth Group Incorporated	N	1
		.00000	83-4217561				Prospero Medical Services New Jersey, P.C.	NJ	NIA	Physician(s) Owned	Influence	0.000	UnitedHealth Group Incorporated	N	1
		.00000	84-3844362				Prospero Medical Services, P.A.	FL	NIA	Physician(s) Owned	Influence	0.000	UnitedHealth Group Incorporated	N	1
		.00000	82-3765555				Providence & SCA Off-Campus Holdings, LLC	DE	NIA	SCA-Portland, LLC	Ownership	40.000	UnitedHealth Group Incorporated	N	2
		.00000	82-3270499				Providence & SCA On-Campus Holdings, LLC	DE	NIA	SCA-Portland, LLC	Ownership	20.000	UnitedHealth Group Incorporated	N	2
		.00000					Providence & SCA Outreach Markets Holdings, LLC	DE	NIA	SCA-Portland, LLC	Ownership	49.000	UnitedHealth Group Incorporated	N	2
		.00000	83-1591205				PS Center, LLC	CA	NIA	Beach Surgical Holdings II, LLC	Ownership	100.000	UnitedHealth Group Incorporated	N	2
		.00000	90-0876656				PSC Bellevue, LLC	NE	NIA	Pharmaceutical Technologies, Inc.	Ownership	100.000	UnitedHealth Group Incorporated	N	1
		.00000	46-1061132				PSC Coventry, LLC	NE	NIA	Pharmaceutical Technologies, Inc.	Ownership	100.000	UnitedHealth Group Incorporated	N	1
		.00000	46-1367698				PSC Properties, LLC	NE	NIA	Pharmaceutical Technologies, Inc.	Ownership	100.000	UnitedHealth Group Incorporated	N	1
		.00000	85-0921665				Psychiatry Services of New York, P.C.	NY	NIA	Physician(s) Owned	Influence	0.000	UnitedHealth Group Incorporated	N	1
		.00000					Pulse Platform, LLC	DE	NIA	Rally Health, Inc.	Ownership	100.000	UnitedHealth Group Incorporated	N	1
		.00000	46-3901920				QoL Acquisition Holdings Corp.	DE	NIA	Genoa Healthcare, Inc.	Ownership	100.000	UnitedHealth Group Incorporated	N	1
		.00000	62-1804707				R Cubed, Inc.	TN	NIA	naviHealth SM Holdings, Inc.	Ownership	100.000	UnitedHealth Group Incorporated	N	1

16.22

STATEMENT AS OF SEPTEMBER 30, 2021 OF THE UnitedHealthcare of Wisconsin, Inc.

SCHEDULE Y
PART 1A - DETAIL OF INSURANCE HOLDING COMPANY SYSTEM

1	2	3	4	5	6	7	8	9	10	11	12	13	14	15	16
Group Code	Group Name	NAIC Company Code	ID Number	Federal RSSD	CIK	Name of Securities Exchange if Publicly Traded (U.S. or International)	Names of Parent, Subsidiaries Or Affiliates	Domi-ciliary Location	Relation-ship to Reporting Entity	Directly Controlled by (Name of Entity/Person)	Type of Control (Ownership, Board, Management, Attorney-in-Fact, Influence, Other)	If Control is Ownership Provide Percentage	Ultimate Controlling Entity(ies)/Person(s)	Is an SCA Filing Re-quired? (Y/N)	*
		.00000	35-2493256				Rally Health, Inc.	DE	NIA	Optum Digital Health Holdings, LLC	Ownership	100.000	UnitedHealth Group Incorporated	N	
		.00000	80-0947972				Real Appeal, Inc.	DE	NIA	Rally Health, Inc.	Ownership	100.000	UnitedHealth Group Incorporated	N	
		.00000	94-3115625				Redlands Ambulatory Surgery Center	CA	NIA	Redlands-SCA Surgery Centers, Inc.	Ownership	54.000	UnitedHealth Group Incorporated	N	
		.00000	56-2627067				Redlands Family Practice Medical Group, Inc.	CA	NIA	Physician(s) Owned	Influence	0.000	UnitedHealth Group Incorporated	N	1
		.00000	94-3115627				Redlands-SCA Surgery Centers, Inc.	CA	NIA	SC Affiliates, LLC	Ownership	100.000	UnitedHealth Group Incorporated	N	
		.00000	20-5251393				Reliant Medical Group The Endoscopy Center, LLC	MA	NIA	Reliant Medical Group, Inc.	Ownership	100.000	UnitedHealth Group Incorporated	N	1
		.00000	04-2472266				Reliant Medical Group, Inc.	MA	NIA	Physician(s) Owned	Influence	0.000	UnitedHealth Group Incorporated	N	1
		.00000	82-3745100				Reliant MSO, LLC	DE	NIA	Collaborative Care Holdings, LLC	Ownership	100.000	UnitedHealth Group Incorporated	N	
		.00000	46-0558032				Research Surgical Center LLC	CO	NIA	PPH Holdings, LLC	Ownership	51.000	UnitedHealth Group Incorporated	N	
		.00000	45-2515438				RightCare Solutions, Inc.	DE	NIA	Curaspan Health Group, Inc.	Ownership	100.000	UnitedHealth Group Incorporated	N	
		.00000	46-0758315				River Valley ASC, LLC	CT	NIA	SCA-River Valley, LLC	Ownership	58.312	UnitedHealth Group Incorporated	N	
		.00000	33-0055097				Riverside Community Healthplan Medical Group, Inc.	CA	NIA	NAMM Medical Group Holdings, Inc.	Ownership	100.000	UnitedHealth Group Incorporated	N	1
		.00000	20-3420379				Riverside Corporate Wellness, LLC	WI	NIA	United HealthCare Services, Inc.	Ownership	50.000	UnitedHealth Group Incorporated	N	
		.00000	32-0500242				Riverside Electronic Healthcare Resources, Inc.	CA	NIA	Riverside Community Healthplan Medical Group, Inc.	Ownership	100.000	UnitedHealth Group Incorporated	N	1
		.00000	22-3624559				Riverside Medical Management, LLC	DE	NIA	ProHEALTH Medical Management, LLC	Ownership	100.000	UnitedHealth Group Incorporated	N	
		.00000	83-2735771				Riverside Pediatric Group, P.C.	NJ	NIA	Physician(s) Owned	Influence	0.000	UnitedHealth Group Incorporated	N	1
		.00000	83-2722082				Riverside Surgical Center of Meadowlands, LLC	NJ	NIA	SCA-Riverside Partners, LLC	Ownership	100.000	UnitedHealth Group Incorporated	N	
		.00000	86-0857176				Riverside Surgical Center of Newark, LLC	NJ	NIA	SCA-Riverside Partners, LLC	Ownership	90.000	UnitedHealth Group Incorporated	N	
		.00000	46-2662506				Robert B. McBeath, M.D. II, P.C.	NV	NIA	Physician(s) Owned	Influence	0.000	UnitedHealth Group Incorporated	N	1
		.00000	88-0310956				Robert B. McBeath, M.D. III, P.C.	NV	NIA	Robert B. McBeath, M.D. II, P.C.	Ownership	100.000	UnitedHealth Group Incorporated	N	1
		.00000	04-3713185				Robert B. McBeath, M.D., Professional Corporation	NV	NIA	Physician(s) Owned	Influence	0.000	UnitedHealth Group Incorporated	N	1
		.00000	84-0614905				Rockville Eye Surgery Center, LLC	MD	NIA	SCA Palisades Holdings, LLC	Ownership	55.000	UnitedHealth Group Incorporated	N	
.0707	UnitedHealth Group Incorporated	95482	84-0614905				Rocky Mountain Health Maintenance Organization, Incorporated	CO	IA	United HealthCare Services, Inc.	Ownership	100.000	UnitedHealth Group Incorporated	N	
		.00000	83-0521940				Sacred Heart ASC, LLC	FL	NIA	SVHS-SCA Florida JV, LLC	Ownership	55.000	UnitedHealth Group Incorporated	N	
		.00000	85-2734753				Saden S.A.	CHL	NIA	Clínica Dávila y Servicios Médicos S.p.A.	Ownership	0.077	UnitedHealth Group Incorporated	N	
		.00000	74-2462470				Saden S.A.	CHL	NIA	Banmédica S.A.	Ownership	99.923	UnitedHealth Group Incorporated	N	
		.00000	74-2462470				Salem JV Holdings, LLC	DE	NIA	Surgicare of Salem, LLC	Ownership	51.000	UnitedHealth Group Incorporated	N	
		.00000	45-2219585				Salem Surgery Center, LLC	OR	NIA	Surgicare of Salem, LLC	Ownership	75.000	UnitedHealth Group Incorporated	N	
		.00000	77-0322251				Salem Surgery Center, LLC	OR	NIA	SC Affiliates, LLC	Ownership	1.000	UnitedHealth Group Incorporated	N	
		.00000	27-3787593				Salveo Specialty Pharmacy, Inc.	DE	NIA	OptumRx Administrative Services, LLC	Ownership	100.000	UnitedHealth Group Incorporated	N	
		.00000	91-2127820				San Bernardino Medical Group, Inc.	CA	NIA	NAMM Medical Group Holdings, Inc.	Ownership	100.000	UnitedHealth Group Incorporated	N	1
		.00000	85-1941832				San Diego Endoscopy Center	CA	NIA	Endoscopy Center Affiliates, Inc.	Ownership	35.000	UnitedHealth Group Incorporated	N	2
		.00000	85-0666386				Sand Lake SurgiCenter, LLC	FL	NIA	SCA-Sand Lake, LLC	Ownership	51.455	UnitedHealth Group Incorporated	N	
		.00000	85-1959641				Santa Cruz Endoscopy Center, LLC	CA	NIA	SCA Pacific Holdings, Inc.	Ownership	50.000	UnitedHealth Group Incorporated	N	
		.00000	84-3152209				Santa Helena Assistência Médica S.A.	BRA	NIA	EIual Participações S.A.	Ownership	22.176	UnitedHealth Group Incorporated	N	
		.00000					Santa Helena Assistência Médica S.A.	BRA	NIA	Amil Assistência Médica Internacional S.A.	Ownership	77.824	UnitedHealth Group Incorporated	N	
		.00000					Santos Administração e Participações S.A.	BRA	NIA	Amil Assistência Médica Internacional S.A.	Ownership	100.000	UnitedHealth Group Incorporated	N	
		.00000	85-1941832				Sanvello Behavioral Health Services of Michigan, P.C.	DE	NIA	Physician(s) Owned	Influence	0.000	UnitedHealth Group Incorporated	N	1
		.00000	85-0666386				Sanvello Behavioral Health Services of New Jersey, P.C.	NJ	NIA	Physician(s) Owned	Influence	0.000	UnitedHealth Group Incorporated	N	1
		.00000	85-1959641				Sanvello Behavioral Health Services of North Carolina, P.C.	NC	NIA	Physician(s) Owned	Influence	0.000	UnitedHealth Group Incorporated	N	1
		.00000	84-3152209				Sanvello Behavioral Health Services of Texas, P.A.	TX	NIA	Physician(s) Owned	Influence	0.000	UnitedHealth Group Incorporated	N	1

16.23

STATEMENT AS OF SEPTEMBER 30, 2021 OF THE UnitedHealthcare of Wisconsin, Inc.

SCHEDULE Y
PART 1A - DETAIL OF INSURANCE HOLDING COMPANY SYSTEM

1	2	3	4	5	6	7	8	9	10	11	12	13	14	15	16
Group Code	Group Name	NAIC Company Code	ID Number	Federal RSSD	CIK	Name of Securities Exchange if Publicly Traded (U.S. or International)	Names of Parent, Subsidiaries Or Affiliates	Domi-ciliary Location	Relation-ship to Reporting Entity	Directly Controlled by (Name of Entity/Person)	Type of Control (Ownership, Board, Management, Attorney-in-Fact, Influence, Other)	If Control is Ownership Provide Percentage	Ultimate Controlling Entity(ies)/Person(s)	Is an SCA Filing Re-quired? (Y/N)	*
		.0000	84-1754732				Sanvello Behavioral Health Services, P.A.	DE	NIA	Physician(s) Owned	Influence	0.000	UnitedHealth Group Incorporated	.N	1
		.0000	83-3057919				Sanvello Health Holdings, LLC	DE	NIA	OptumHealth Holdings, LLC	Ownership	100.000	UnitedHealth Group Incorporated	.N	
		.0000	47-1920345				Sanvello Health Inc.	DE	NIA	OptumHealth Holdings, LLC	Ownership	14.750	UnitedHealth Group Incorporated	.N	
		.0000					Sanvello Health Limited	GBR	NIA	Sanvello Health Inc.	Ownership	100.000	UnitedHealth Group Incorporated	.N	
		.0000	62-1149229				SC Affiliates, LLC	DE	NIA	Surgical Care Affiliates, LLC	Ownership	100.000	UnitedHealth Group Incorporated	.N	
		.0000	86-1452226				SCA AHN JV Holdings, LLC	DE	NIA	SCA ESSC Holdings, LLC	Ownership	51.000	UnitedHealth Group Incorporated	.N	
		.0000	92-0080881				SCA Alaska Surgery Center, Inc.	AK	NIA	SC Affiliates, LLC	Ownership	100.000	UnitedHealth Group Incorporated	.N	
		.0000	47-5537316				SCA Athens, LLC	DE	NIA	SC Affiliates, LLC	Ownership	100.000	UnitedHealth Group Incorporated	.N	
		.0000	47-5014406				SCA Austin Holdings, LLC	DE	NIA	SC Affiliates, LLC	Ownership	100.000	UnitedHealth Group Incorporated	.N	
		.0000	47-5051685				SCA Austin Medical Center Holdings, LLC	DE	NIA	SCA Austin Holdings, LLC	Ownership	100.000	UnitedHealth Group Incorporated	.N	
		.0000	85-2723465				SCA Bloomfield Holdings, LLC	DE	NIA	SC Affiliates, LLC	Ownership	100.000	UnitedHealth Group Incorporated	.N	
		.0000	45-4230864				SCA BOSC Holdings, LLC	DE	NIA	SC Affiliates, LLC	Ownership	25.000	UnitedHealth Group Incorporated	.N	
		.0000	45-4230864				SCA BOSC Holdings, LLC	DE	NIA	SunSurgery, LLC	Ownership	25.000	UnitedHealth Group Incorporated	.N	
		.0000	45-4230864				SCA BOSC Holdings, LLC	DE	NIA	Surgery Center Holding, LLC	Ownership	25.000	UnitedHealth Group Incorporated	.N	
		.0000	45-4230864				SCA BOSC Holdings, LLC	DE	NIA	National Surgery Centers, LLC	Ownership	25.000	UnitedHealth Group Incorporated	.N	
		.0000	47-5030792				SCA Cedar Park Holdings, LLC	DE	NIA	SCA Austin Holdings, LLC	Ownership	100.000	UnitedHealth Group Incorporated	.N	
		.0000	84-4338108				SCA Clifton, LLC	DE	NIA	SC Affiliates, LLC	Ownership	100.000	UnitedHealth Group Incorporated	.N	
		.0000	85-4043847				SCA Cottonwood Holdings, LLC	DE	NIA	SC Affiliates, LLC	Ownership	100.000	UnitedHealth Group Incorporated	.N	
		.0000	04-3170801				SCA Danbury Surgical Center, LLC	DE	NIA	SunSurgery, LLC	Ownership	63.013	UnitedHealth Group Incorporated	.N	
		.0000	85-2019401				SCA Denver Holdings, LLC	DE	NIA	SC Affiliates, LLC	Ownership	100.000	UnitedHealth Group Incorporated	.N	
		.0000	62-1535981				SCA Development, LLC	DE	NIA	SC Affiliates, LLC	Ownership	100.000	UnitedHealth Group Incorporated	.N	
		.0000	85-3450755				SCA Duluth Holdings, LLC	DE	NIA	SC Affiliates, LLC	Ownership	100.000	UnitedHealth Group Incorporated	.N	
		.0000	86-1889923				SCA Duncanville Holdings, LLC	DE	NIA	SC Affiliates, LLC	Ownership	100.000	UnitedHealth Group Incorporated	.N	
		.0000	86-1855507				SCA Duncanville MSO, LLC	TX	NIA	SCA Duncanville Holdings, LLC	Ownership	51.000	UnitedHealth Group Incorporated	.N	
		.0000					SCA eCode Solutions Private Limited	IND	NIA	eCode Solutions, LLC	Ownership	100.000	UnitedHealth Group Incorporated	.N	
		.0000	86-3781364				SCA Englewood Holdings, LLC	DE	NIA	SC Affiliates, LLC	Ownership	100.000	UnitedHealth Group Incorporated	.N	
		.0000	86-1452517				SCA ESSC Holdings, LLC	DE	NIA	SC Affiliates, LLC	Ownership	100.000	UnitedHealth Group Incorporated	.N	
		.0000	85-2064446				SCA Global One Holdings, LLC	DE	NIA	SC Affiliates, LLC	Ownership	100.000	UnitedHealth Group Incorporated	.N	
		.0000	85-3472510				SCA Greenway Holdings, LLC	DE	NIA	SC Affiliates, LLC	Ownership	49.000	UnitedHealth Group Incorporated	.N	2
		.0000	85-4003008				SCA Grove Creek Holdings, LLC	DE	NIA	SC Affiliates, LLC	Ownership	100.000	UnitedHealth Group Incorporated	.N	
		.0000	85-2734387				SCA Guilford Holdings, LLC	DE	NIA	SC Affiliates, LLC	Ownership	100.000	UnitedHealth Group Incorporated	.N	
		.0000	47-5064834				SCA Hays Holdings, LLC	DE	NIA	SCA Austin Holdings, LLC	Ownership	100.000	UnitedHealth Group Incorporated	.N	
		.0000	83-2735871				SCA Heartland Holdings, LLC	DE	NIA	SC Affiliates, LLC	Ownership	100.000	UnitedHealth Group Incorporated	.N	
		.0000	86-1735298				SCA High Point Holdings, LLC	DE	NIA	SC Affiliates, LLC	Ownership	100.000	UnitedHealth Group Incorporated	.N	
		.0000	36-4869243				SCA HoldCo, Inc.	DE	NIA	Collaborative Care Holdings, LLC	Ownership	100.000	UnitedHealth Group Incorporated	.N	
		.0000	27-1664837				SCA Holding Company, Inc.	DE	NIA	SCA Surgery Holdings, LLC	Ownership	100.000	UnitedHealth Group Incorporated	.N	
		.0000	47-1256943				SCA Holdings, Inc.	CA	NIA	National Surgery Centers, LLC	Ownership	100.000	UnitedHealth Group Incorporated	.N	
		.0000	45-4240475				SCA IEC Holdings, LLC	DE	NIA	SC Affiliates, LLC	Ownership	25.000	UnitedHealth Group Incorporated	.N	
		.0000	45-4240475				SCA IEC Holdings, LLC	DE	NIA	SunSurgery, LLC	Ownership	25.000	UnitedHealth Group Incorporated	.N	
		.0000	45-4240475				SCA IEC Holdings, LLC	DE	NIA	Surgery Center Holding, LLC	Ownership	25.000	UnitedHealth Group Incorporated	.N	
		.0000	45-4240475				SCA IEC Holdings, LLC	DE	NIA	National Surgery Centers, LLC	Ownership	25.000	UnitedHealth Group Incorporated	.N	
		.0000	45-2684108				SCA Indiana Holdings, LLC	DE	NIA	SC Affiliates, LLC	Ownership	25.000	UnitedHealth Group Incorporated	.N	
		.0000	45-2684108				SCA Indiana Holdings, LLC	DE	NIA	SunSurgery, LLC	Ownership	25.000	UnitedHealth Group Incorporated	.N	
		.0000	45-2684108				SCA Indiana Holdings, LLC	DE	NIA	Surgery Center Holding, LLC	Ownership	25.000	UnitedHealth Group Incorporated	.N	
		.0000	45-2684108				SCA Indiana Holdings, LLC	DE	NIA	National Surgery Centers, LLC	Ownership	25.000	UnitedHealth Group Incorporated	.N	
		.0000	85-2044403				SCA Lutheran Holdings, LLC	DE	NIA	SC Affiliates, LLC	Ownership	100.000	UnitedHealth Group Incorporated	.N	
		.0000	85-3425387				SCA Maple Grove Holdings, LLC	DE	NIA	SC Affiliates, LLC	Ownership	49.000	UnitedHealth Group Incorporated	.N	2
		.0000	85-2302375				SCA Mohawk Holdings, LLC	DE	NIA	SC Affiliates, LLC	Ownership	100.000	UnitedHealth Group Incorporated	.N	
		.0000	85-4043674				SCA Northern Utah Holdings, LLC	DE	NIA	SC Affiliates, LLC	Ownership	100.000	UnitedHealth Group Incorporated	.N	
		.0000	85-2527319				SCA Northwest Holdings, LLC	DE	NIA	SC Affiliates, LLC	Ownership	100.000	UnitedHealth Group Incorporated	.N	
		.0000	62-1505276				SCA of Clarksville, Inc.	TN	NIA	Surgical Health, LLC	Ownership	100.000	UnitedHealth Group Incorporated	.N	
		.0000	85-2065454				SCA Outside New Jersey, LLC	DE	NIA	SC Affiliates, LLC	Ownership	100.000	UnitedHealth Group Incorporated	.N	
		.0000	27-1707364				SCA Pacific Holdings, Inc.	CA	NIA	SC Affiliates, LLC	Ownership	100.000	UnitedHealth Group Incorporated	.N	
		.0000	87-2926385				SCA Pacific Surgery Holdings, LLC	DE	NIA	SC Affiliates, LLC	Ownership	100.000	UnitedHealth Group Incorporated	.N	

STATEMENT AS OF SEPTEMBER 30, 2021 OF THE UnitedHealthcare of Wisconsin, Inc.

SCHEDULE Y
PART 1A - DETAIL OF INSURANCE HOLDING COMPANY SYSTEM

1	2	3	4	5	6	7	8	9	10	11	12	13	14	15	16
Group Code	Group Name	NAIC Company Code	ID Number	Federal RSSD	CIK	Name of Securities Exchange if Publicly Traded (U.S. or International)	Names of Parent, Subsidiaries Or Affiliates	Domiciliary Location	Relationship to Reporting Entity	Directly Controlled by (Name of Entity/Person)	Type of Control (Ownership, Board, Management, Attorney-in-Fact, Influence, Other)	If Control is Ownership Provide Percentage	Ultimate Controlling Entity(ies)/Person(s)	Is an SCA Filing Required? (Y/N)	*
		.0000	85-1370857				SCA Palisades Holdings, LLC	DE	NIA	SCA Affiliates, LLC	Ownership	100.000	UnitedHealth Group Incorporated	.N	
		.0000	46-1686425				SCA Pennsylvania Holdings, LLC	DE	NIA	Surgery Center Holding, LLC	Ownership	100.000	UnitedHealth Group Incorporated	.N	
		.0000	85-0817999				SCA Pinnacle Holdings, LLC	DE	NIA	SCA Affiliates, LLC	Ownership	100.000	UnitedHealth Group Incorporated	.N	
		.0000	72-1386840				SCA Premier Surgery Center of Louisville, LLC	DE	NIA	SCA Affiliates, LLC	Ownership	100.000	UnitedHealth Group Incorporated	.N	
		.0000					SCA Providence Holdings, LLC	DE	NIA	SCA Affiliates, LLC	Ownership	100.000	UnitedHealth Group Incorporated	.N	
		.0000	81-5211225				SCA Rockledge JV, LLC	DE	NIA	SCA-Merritt, LLC	Ownership	94.874	UnitedHealth Group Incorporated	.N	
		.0000	81-5211225				SCA Rockledge JV, LLC	DE	NIA	Endoscopy Center Affiliates, Inc.	Ownership	1.000	UnitedHealth Group Incorporated	.N	
		.0000	45-4252645				SCA ROCS Holdings, LLC	DE	NIA	SCA Affiliates, LLC	Ownership	25.000	UnitedHealth Group Incorporated	.N	
		.0000	45-4252645				SCA ROCS Holdings, LLC	DE	NIA	SunSurgery, LLC	Ownership	25.000	UnitedHealth Group Incorporated	.N	
		.0000	45-4252645				SCA ROCS Holdings, LLC	DE	NIA	Surgery Center Holding, LLC	Ownership	25.000	UnitedHealth Group Incorporated	.N	
		.0000	45-4252645				SCA ROCS Holdings, LLC	DE	NIA	National Surgery Centers, LLC	Ownership	25.000	UnitedHealth Group Incorporated	.N	
		.0000	84-3689385				SCA Sage Medical MSO, LLC	DE	NIA	SCA Sage Medical, LLC	Ownership	26.000	UnitedHealth Group Incorporated	.N	2
		.0000	84-3673924				SCA Sage Medical, LLC	DE	NIA	SCA Affiliates, LLC	Ownership	100.000	UnitedHealth Group Incorporated	.N	
		.0000	85-2811475				SCA San Diego Holdings, LLC	DE	NIA	SCA-San Diego, Inc.	Ownership	100.000	UnitedHealth Group Incorporated	.N	
		.0000	85-2235871				SCA Skyway Holdings, LLC	DE	NIA	SCA Affiliates, LLC	Ownership	100.000	UnitedHealth Group Incorporated	.N	
		.0000	85-4002809				SCA South Ogden Holdings, LLC	DE	NIA	SCA Affiliates, LLC	Ownership	100.000	UnitedHealth Group Incorporated	.N	
		.0000	47-4928368				SCA Southwestern PA, LLC	DE	NIA	SCA Affiliates, LLC	Ownership	100.000	UnitedHealth Group Incorporated	.N	
		.0000	47-3165040				SCA Specialists of Florida, LLC	DE	NIA	SCA Surgery Holdings, LLC	Ownership	100.000	UnitedHealth Group Incorporated	.N	
		.0000	85-2786147				SCA Specialty Holdings of Connecticut, LLC	DE	NIA	SCA Affiliates, LLC	Ownership	100.000	UnitedHealth Group Incorporated	.N	
		.0000	45-4266502				SCA SSSC Holdings, LLC	DE	NIA	SCA Affiliates, LLC	Ownership	25.000	UnitedHealth Group Incorporated	.N	
		.0000	45-4266502				SCA SSSC Holdings, LLC	DE	NIA	SunSurgery, LLC	Ownership	25.000	UnitedHealth Group Incorporated	.N	
		.0000	45-4266502				SCA SSSC Holdings, LLC	DE	NIA	Surgery Center Holding, LLC	Ownership	25.000	UnitedHealth Group Incorporated	.N	
		.0000	45-4266502				SCA SSSC Holdings, LLC	DE	NIA	National Surgery Centers, LLC	Ownership	25.000	UnitedHealth Group Incorporated	.N	
		.0000	47-5038680				SCA Stonegate Holdings, LLC	DE	NIA	SCA Austin Holdings, LLC	Ownership	100.000	UnitedHealth Group Incorporated	.N	
		.0000	26-2602268				SCA Surgery Holdings, LLC	DE	NIA	Surgical Care Affiliates, LLC	Ownership	100.000	UnitedHealth Group Incorporated	.N	
		.0000	75-2501088				SCA Surgicare of Laguna Hills, LLC	DE	NIA	Surgery Center Holding, LLC	Ownership	100.000	UnitedHealth Group Incorporated	.N	
		.0000	85-3263993				SCA West Health Holdings, LLC	DE	NIA	SCA Affiliates, LLC	Ownership	100.000	UnitedHealth Group Incorporated	.N	
		.0000	85-4150186				SCA Westgreen Holdings, LLC	DE	NIA	SCA Affiliates, LLC	Ownership	68.628	UnitedHealth Group Incorporated	.N	
		.0000	85-3491574				SCA Woodbury Holdings, LLC	DE	NIA	SCA Affiliates, LLC	Ownership	49.000	UnitedHealth Group Incorporated	.N	2
		.0000	74-2555097				SCA Albuquerque Surgery Properties, Inc.	NM	NIA	SCA Affiliates, LLC	Ownership	100.000	UnitedHealth Group Incorporated	.N	
		.0000	47-1807383				SCA-Aliance, LLC	DE	NIA	SCA Surgery Holdings, LLC	Ownership	51.000	UnitedHealth Group Incorporated	.N	
		.0000	82-4763869				SCA-Anne Arundel, LLC	DE	NIA	SCA Affiliates, LLC	Ownership	100.000	UnitedHealth Group Incorporated	.N	
		.0000	83-2703057				SCA-AppleCare Partners, LLC	DE	NIA	SCA-Downey, LLC	Ownership	69.999	UnitedHealth Group Incorporated	.N	
		.0000	82-3857984				SCA-Bethesda, LLC	DE	NIA	SCA Affiliates, LLC	Ownership	90.161	UnitedHealth Group Incorporated	.N	
		.0000	62-1530120				SCA-Blue Ridge, LLC	DE	NIA	SCA Affiliates, LLC	Ownership	100.000	UnitedHealth Group Incorporated	.N	
		.0000	83-1529292				SCA-Bonita Springs, LLC	DE	NIA	SCA Affiliates, LLC	Ownership	80.392	UnitedHealth Group Incorporated	.N	
		.0000	82-1980137				SCA-Brandon, LLC	DE	NIA	SCA Affiliates, LLC	Ownership	100.000	UnitedHealth Group Incorporated	.N	
		.0000	83-1094012				SCA-Castle Rock, LLC	DE	NIA	SCA Affiliates, LLC	Ownership	68.736	UnitedHealth Group Incorporated	.N	
		.0000	47-1535510				SCA-Central Florida, LLC	DE	NIA	SCA Affiliates, LLC	Ownership	53.364	UnitedHealth Group Incorporated	.N	
		.0000	58-1709758				SCA-Charleston, LLC	DE	NIA	SCA Surgery Holdings, LLC	Ownership	100.000	UnitedHealth Group Incorporated	.N	
		.0000	82-4511713				SCA-Chatham, LLC	DE	NIA	SCA Affiliates, LLC	Ownership	100.000	UnitedHealth Group Incorporated	.N	
		.0000	81-3301058				SCA-Chevy Chase, LLC	DE	NIA	SCA Affiliates, LLC	Ownership	100.000	UnitedHealth Group Incorporated	.N	
		.0000	62-1516306				SCA-Citrus, Inc.	TN	NIA	SCA Affiliates, LLC	Ownership	100.000	UnitedHealth Group Incorporated	.N	
		.0000	83-1541326				SCA-Colonial Partners, LLC	DE	NIA	SCA-Ft. Myers, LLC	Ownership	69.698	UnitedHealth Group Incorporated	.N	
		.0000	93-1047471				SCA-Colorado Springs, LLC	DE	NIA	SCA Affiliates, LLC	Ownership	100.000	UnitedHealth Group Incorporated	.N	
		.0000	83-1585952				SCA-Connecticut Partners, LLC	DE	NIA	SunSurgery, LLC	Ownership	29.410	UnitedHealth Group Incorporated	.N	2
		.0000	47-4028383				SCA-Davenport, LLC	DE	NIA	SCA Affiliates, LLC	Ownership	100.000	UnitedHealth Group Incorporated	.N	
		.0000	84-2003112				SCA-Denver Physicians Holdings, LLC	CO	NIA	SCA-Denver, LLC	Ownership	54.425	UnitedHealth Group Incorporated	.N	
		.0000	84-2997638				SCA-Denver, LLC	DE	NIA	SCA Affiliates, LLC	Ownership	100.000	UnitedHealth Group Incorporated	.N	
		.0000	82-1470227				SCA-Derry, LLC	DE	NIA	SCA Affiliates, LLC	Ownership	78.873	UnitedHealth Group Incorporated	.N	
		.0000	81-3734814				SCA-Doral, LLC	DE	NIA	SCA Affiliates, LLC	Ownership	100.000	UnitedHealth Group Incorporated	.N	
		.0000	83-3055579				SCA-Downey, LLC	DE	NIA	SCA Affiliates, LLC	Ownership	100.000	UnitedHealth Group Incorporated	.N	
		.0000	83-1093886				SCA-Dry Creek, LLC	DE	NIA	SCA Affiliates, LLC	Ownership	100.000	UnitedHealth Group Incorporated	.N	

16.25

SCHEDULE Y
PART 1A - DETAIL OF INSURANCE HOLDING COMPANY SYSTEM

1	2	3	4	5	6	7	8	9	10	11	12	13	14	15	16
Group Code	Group Name	NAIC Company Code	ID Number	Federal RSSD	CIK	Name of Securities Exchange if Publicly Traded (U.S. or International)	Names of Parent, Subsidiaries Or Affiliates	Domiciliary Location	Relationship to Reporting Entity	Directly Controlled by (Name of Entity/Person)	Type of Control (Ownership, Board, Management, Attorney-in-Fact, Influence, Other)	If Control is Ownership Provide Percentage	Ultimate Controlling Entity(ies)/Person(s)	Is an SCA Filing Required? (Y/N)	*
		.00000	81-1594261				SCA-Dublin, LLC	DE	NIA	SC Affiliates, LLC	Ownership	100.000	UnitedHealth Group	Incorporated	.N
		.00000	81-3301305				SCA-Encinitas, Inc.	DE	NIA	Surgical Health, LLC	Ownership	100.000	UnitedHealth Group	Incorporated	.N
		.00000	62-1541235				SCA-Eugene, Inc.	TN	NIA	SC Affiliates, LLC	Ownership	100.000	UnitedHealth Group	Incorporated	.N
		.00000	83-2805878				SCA-First Coast, LLC	DE	NIA	SC Affiliates, LLC	Ownership	100.000	UnitedHealth Group	Incorporated	.N
		.00000	62-1551099				SCA-Florence, LLC	DE	NIA	SC Affiliates, LLC	Ownership	100.000	UnitedHealth Group	Incorporated	.N
		.00000	93-1067967				SCA-Fort Collins, Inc.	CO	NIA	SC Affiliates, LLC	Ownership	100.000	UnitedHealth Group	Incorporated	.N
		.00000	62-1502719				SCA-Fort Walton, Inc.	TN	NIA	SC Affiliates, LLC	Ownership	100.000	UnitedHealth Group	Incorporated	.N
		.00000	47-3641516				SCA-Franklin, LLC	DE	NIA	SC Affiliates, LLC	Ownership	100.000	UnitedHealth Group	Incorporated	.N
		.00000	81-2727879				SCA-Frederick, LLC	DE	NIA	SC Affiliates, LLC	Ownership	100.000	UnitedHealth Group	Incorporated	.N
		.00000	82-3535257				SCA-Freeway Holdings, LLC	DE	NIA	SC Affiliates, LLC	Ownership	100.000	UnitedHealth Group	Incorporated	.N
		.00000	36-4907566				SCA-Ft. Myers, LLC	DE	NIA	SC Affiliates, LLC	Ownership	100.000	UnitedHealth Group	Incorporated	.N
		.00000	62-1547690				SCA-Gainesville, LLC	DE	NIA	SC Affiliates, LLC	Ownership	100.000	UnitedHealth Group	Incorporated	.N
		.00000	81-1956407				SCA-Gladiolus, LLC	DE	NIA	SC Affiliates, LLC	Ownership	100.000	UnitedHealth Group	Incorporated	.N
		.00000	83-4156034				SCA-Glenwood Holdings, LLC	DE	NIA	Glenwood-SC, Inc.	Ownership	79.447	UnitedHealth Group	Incorporated	.N
		.00000	82-1438326				SCA-Grants Pass, LLC	DE	NIA	SC Affiliates, LLC	Ownership	100.000	UnitedHealth Group	Incorporated	.N
		.00000	81-2376695				SCA-Grove Place, LLC	DE	NIA	SC Affiliates, LLC	Ownership	73.754	UnitedHealth Group	Incorporated	.N
		.00000	47-3466283				SCA-Hagerstown, LLC	DE	NIA	SC Affiliates, LLC	Ownership	100.000	UnitedHealth Group	Incorporated	.N
		.00000	81-4605501				SCA-Handen, LLC	DE	NIA	SC Affiliates, LLC	Ownership	100.000	UnitedHealth Group	Incorporated	.N
		.00000	47-5229514				SCA-Hilton Head, LLC	DE	NIA	SC Affiliates, LLC	Ownership	100.000	UnitedHealth Group	Incorporated	.N
		.00000	62-1506650				SCA-Honolulu, LLC	DE	NIA	SC Affiliates, LLC	Ownership	100.000	UnitedHealth Group	Incorporated	.N
		.00000	81-3445356				SCA-Houston Executive, LLC	DE	NIA	SC Affiliates, LLC	Ownership	100.000	UnitedHealth Group	Incorporated	.N
		.00000	81-1666861				SCA-Illinois, LLC	DE	NIA	SCA Surgery Holdings, LLC	Ownership	100.000	UnitedHealth Group	Incorporated	.N
		.00000	47-3930052				SCA-IT Holdings, LLC	DE	NIA	SC Affiliates, LLC	Ownership	100.000	UnitedHealth Group	Incorporated	.N
		.00000	83-3090526				SCA-JPM Holdings, LLC	DE	NIA	SC Affiliates, LLC	Ownership	100.000	UnitedHealth Group	Incorporated	.N
		.00000	83-1102109				SCA-Kissing Camels Holdings, LLC	DE	NIA	SCA Surgery Holdings, LLC	Ownership	100.000	UnitedHealth Group	Incorporated	.N
		.00000	81-4292506				SCA-Main Street, LLC	DE	NIA	SC Affiliates, LLC	Ownership	100.000	UnitedHealth Group	Incorporated	.N
		.00000	47-1751165				SCA-Marina del Rey, LLC	CA	NIA	SC Affiliates, LLC	Ownership	100.000	UnitedHealth Group	Incorporated	.N
		.00000	81-1367813				SCA-MC VBP, Inc.	DE	NIA	SC Affiliates, LLC	Ownership	100.000	UnitedHealth Group	Incorporated	.N
		.00000	62-1184188				SCA-Mecklenburg Development Corp.	NC	NIA	SC Affiliates, LLC	Ownership	100.000	UnitedHealth Group	Incorporated	.N
		.00000	81-4616104				SCA-Memorial City, LLC	DE	NIA	SC Affiliates, LLC	Ownership	100.000	UnitedHealth Group	Incorporated	.N
		.00000	83-3709010				SCA-Memorial, LLC	DE	NIA	SC Affiliates, LLC	Ownership	100.000	UnitedHealth Group	Incorporated	.N
		.00000	81-1771410				SCA-Merritt, LLC	DE	NIA	SC Affiliates, LLC	Ownership	100.000	UnitedHealth Group	Incorporated	.N
		.00000	82-2455773				SCA-Midlands, LLC	DE	NIA	SC Affiliates, LLC	Ownership	100.000	UnitedHealth Group	Incorporated	.N
		.00000	81-2976543				SCA-Midway Management, LLC	IL	NIA	SC Affiliates, LLC	Ownership	100.000	UnitedHealth Group	Incorporated	.N
		.00000	80-0070617				SCA-Mobile, LLC	DE	NIA	SC Affiliates, LLC	Ownership	100.000	UnitedHealth Group	Incorporated	.N
		.00000	81-1065674				SCA-Mokena, LLC	DE	NIA	SC Affiliates, LLC	Ownership	100.000	UnitedHealth Group	Incorporated	.N
		.00000	84-4936803				SCA-Morris Avenue, LLC	DE	NIA	SC Affiliates, LLC	Ownership	100.000	UnitedHealth Group	Incorporated	.N
		.00000	62-1506655				SCA-Morris County, LLC	DE	NIA	SC Affiliates, LLC	Ownership	100.000	UnitedHealth Group	Incorporated	.N
		.00000	81-2850365				SCA-Mt. Pleasant, LLC	DE	NIA	SC Affiliates, LLC	Ownership	100.000	UnitedHealth Group	Incorporated	.N
		.00000	82-3002171				SCA-Naperville, LLC	DE	NIA	SC Affiliates, LLC	Ownership	100.000	UnitedHealth Group	Incorporated	.N
		.00000	47-4418919				SCA-Naples, LLC	DE	NIA	SC Affiliates, LLC	Ownership	100.000	UnitedHealth Group	Incorporated	.N
		.00000	47-1760663				SCA-New Jersey, LLC	DE	NIA	SC Affiliates, LLC	Ownership	100.000	UnitedHealth Group	Incorporated	.N
		.00000	81-3445510				SCA-Newport Beach, LLC	CA	NIA	SC Affiliates, LLC	Ownership	100.000	UnitedHealth Group	Incorporated	.N
		.00000	82-3050836				SCA-Palm Beach MSO Holdings, LLC	DE	NIA	SunSurgery, LLC	Ownership	100.000	UnitedHealth Group	Incorporated	.N
		.00000	84-3367495				SCA-Palm Beach, LLC	DE	NIA	SC Affiliates, LLC	Ownership	100.000	UnitedHealth Group	Incorporated	.N
		.00000	62-1538850				SCA-Panama City Holdings, LLC	DE	NIA	SC Affiliates, LLC	Ownership	100.000	UnitedHealth Group	Incorporated	.N
		.00000	47-2785908				SCA-Paoli, LLC	DE	NIA	SC Affiliates, LLC	Ownership	100.000	UnitedHealth Group	Incorporated	.N
		.00000	47-1620189				SCA-Phoenix, LLC	DE	NIA	SC Affiliates, LLC	Ownership	100.000	UnitedHealth Group	Incorporated	.N
		.00000	81-4139195				SCA-Pocono, LLC	DE	NIA	SC Affiliates, LLC	Ownership	100.000	UnitedHealth Group	Incorporated	.N
		.00000	83-4121074				SCA-Portland, LLC	DE	NIA	SC Affiliates, LLC	Ownership	100.000	UnitedHealth Group	Incorporated	.N
		.00000	81-4304317				SCA-Practice Partners Holdings, LLC	DE	NIA	SC Affiliates, LLC	Ownership	100.000	UnitedHealth Group	Incorporated	.N
		.00000	83-2111732				SCA-River Valley, LLC	DE	NIA	SC Affiliates, LLC	Ownership	100.000	UnitedHealth Group	Incorporated	.N
		.00000	83-2721919				SCA-Riverside Partners, LLC	DE	NIA	SCA-Riverside, LLC	Ownership	51.000	UnitedHealth Group	Incorporated	.N
		.00000					SCA-Riverside, LLC	DE	NIA	SC Affiliates, LLC	Ownership	100.000	UnitedHealth Group	Incorporated	.N

STATEMENT AS OF SEPTEMBER 30, 2021 OF THE UnitedHealthcare of Wisconsin, Inc.

SCHEDULE Y
PART 1A - DETAIL OF INSURANCE HOLDING COMPANY SYSTEM

1	2	3	4	5	6	7	8	9	10	11	12	13	14	15	16
Group Code	Group Name	NAIC Company Code	ID Number	Federal RSSD	CIK	Name of Securities Exchange if Publicly Traded (U.S. or International)	Names of Parent, Subsidiaries Or Affiliates	Domi-ciliary Location	Relation-ship to Reporting Entity	Directly Controlled by (Name of Entity/Person)	Type of Control (Ownership, Board, Management, Attorney-in-Fact, Influence, Other)	If Control is Ownership Provide Percentage	Ultimate Controlling Entity(ies)/Person(s)	Is an SCA Filing Re-quired? (Y/N)	*
		.0000	47-1647512				SCA-Rockville, LLC	DE	NIA	SC Affiliates, LLC	Ownership	100.000	UnitedHealth Group Incorporated	.N	
		.0000	85-0563422				SCA-Sacred Heart Holdings, LLC	DE	NIA	SC Affiliates, LLC	Ownership	100.000	UnitedHealth Group Incorporated	.N	
		.0000	81-2963561				SCA-San Diego, Inc.	DE	NIA	Surgical Health, LLC	Ownership	100.000	UnitedHealth Group Incorporated	.N	
		.0000	94-3138088				SCA-San Luis Obispo, LLC	DE	NIA	SC Affiliates, LLC	Ownership	100.000	UnitedHealth Group Incorporated	.N	
		.0000	47-1685878				SCA-Sand Lake, LLC	DE	NIA	SC Affiliates, LLC	Ownership	79.594	UnitedHealth Group Incorporated	.N	
		.0000	88-0185362				SCA-Santa Rosa, Inc.	NV	NIA	SC Affiliates, LLC	Ownership	100.000	UnitedHealth Group Incorporated	.N	
		.0000	81-3300613				SCA-Somerset, LLC	DE	NIA	SCA Surgery Holdings, LLC	Ownership	100.000	UnitedHealth Group Incorporated	.N	
		.0000	22-3117714				SCA-South Jersey, LLC	DE	NIA	Virtua-SCA Holdings, LLC	Ownership	100.000	UnitedHealth Group Incorporated	.N	2
		.0000	47-2676325				SCA-Sparta, LLC	DE	NIA	SC Affiliates, LLC	Ownership	100.000	UnitedHealth Group Incorporated	.N	
		.0000	82-4499088				SCA-Spartanburg Holdings, LLC	DE	NIA	SC Affiliates, LLC	Ownership	100.000	UnitedHealth Group Incorporated	.N	
		.0000	84-4677051				SCA-St. Louis Holdings, LLC	DE	NIA	SC Affiliates, LLC	Ownership	100.000	UnitedHealth Group Incorporated	.N	
		.0000	47-4106989				SCA-St. Louis, LLC	DE	NIA	Surgical Health, LLC	Ownership	100.000	UnitedHealth Group Incorporated	.N	
		.0000	82-3270591				SCA-St. Lucie, LLC	DE	NIA	SC Affiliates, LLC	Ownership	100.000	UnitedHealth Group Incorporated	.N	
		.0000	81-4371453				SCA-Surgicare, LLC	DE	NIA	SC Affiliates, LLC	Ownership	100.000	UnitedHealth Group Incorporated	.N	
		.0000	81-2455241				SCA-SwiftPath, LLC	DE	NIA	SC Affiliates, LLC	Ownership	100.000	UnitedHealth Group Incorporated	.N	
		.0000	82-1987225				SCA-Verta, LLC	DE	NIA	SC Affiliates, LLC	Ownership	100.000	UnitedHealth Group Incorporated	.N	
		.0000	85-1998338				SCA-VLR Holdings Company, LLC	DE	NIA	SCA Denver Holdings, LLC	Ownership	51.000	UnitedHealth Group Incorporated	.N	
		.0000	82-2294882				SCA-Wake Forest, LLC	DE	NIA	SC Affiliates, LLC	Ownership	100.000	UnitedHealth Group Incorporated	.N	
		.0000	82-1449412				SCA-Western Connecticut, LLC	DE	NIA	SC Affiliates, LLC	Ownership	67.000	UnitedHealth Group Incorporated	.N	
		.0000	82-3689825				SCA-Westover Hills, LLC	DE	NIA	SC Affiliates, LLC	Ownership	100.000	UnitedHealth Group Incorporated	.N	
		.0000	81-1159878				SCA-Winchester, LLC	DE	NIA	SC Affiliates, LLC	Ownership	100.000	UnitedHealth Group Incorporated	.N	
		.0000	62-1525777				SCA-Winter Park, Inc.	TN	NIA	SC Affiliates, LLC	Ownership	100.000	UnitedHealth Group Incorporated	.N	
		.0000	82-3528300				SCA-Woodlands Holdings, LLC	DE	NIA	SC Affiliates, LLC	Ownership	100.000	UnitedHealth Group Incorporated	.N	
		.0000	81-4905342				SCAI Holdings, LLC	DE	NIA	SCA HoldCo, Inc.	Ownership	100.000	UnitedHealth Group Incorporated	.N	
		.0000					Scanner Centromed S.A.	CHL	NIA	Administradora Médica Centromed S.A.	Ownership	85.000	UnitedHealth Group Incorporated	.N	
		.0000	85-2316290				SCLHS-SCA Holdings, LLC	DE	NIA	SCA Lutheran Holdings, LLC	Ownership	51.000	UnitedHealth Group Incorporated	.N	
		.0000	27-2635371				SCP Specialty Infusion, LLC	DE	NIA	Optum Infusion Services 500, Inc.	Ownership	100.000	UnitedHealth Group Incorporated	.N	
		.0000	98-1202716				Seisa Serviços Integrados de Saúde Ltda.	BRA	NIA	Cemed Care – Empresa de Atendimento Clínico Geral Ltda.	Ownership	0.000	UnitedHealth Group Incorporated	.N	
		.0000	98-1202716				Seisa Serviços Integrados de Saúde Ltda.	BRA	NIA	Amil Assistência Médica Internacional S.A.	Ownership	100.000	UnitedHealth Group Incorporated	.N	
		.0000	86-0739432				Senior Benefits, L.L.C.	AZ	NIA	USHEALTH Advisors, LLC	Ownership	100.000	UnitedHealth Group Incorporated	.N	
		.0000	27-1533951				Serquinox Holdings LLC	DE	NIA	Optum Infusion Services 500, Inc.	Ownership	100.000	UnitedHealth Group Incorporated	.N	
		.0000					Servicios de Entrenamiento en Competencias Clínicas Ltda.	CHL	NIA	Sociedad de Inversiones Santa María SpA	Ownership	0.100	UnitedHealth Group Incorporated	.N	
		.0000					Servicios de Entrenamiento en Competencias Clínicas Ltda.	CHL	NIA	Clínica Santa María S.p.A.	Ownership	99.900	UnitedHealth Group Incorporated	.N	
		.0000					Servicios Integrados de Salud Ltda.	CHL	NIA	Clínica Santa María S.p.A.	Ownership	0.100	UnitedHealth Group Incorporated	.N	
		.0000					Servicios Integrados de Salud Ltda.	CHL	NIA	Clínica Dávila y Servicios Médicos S.p.A.	Ownership	99.900	UnitedHealth Group Incorporated	.N	
		.0000					Servicios Médicos Amed Quilpué S.A.	CHL	NIA	Laboratorios Médicos Amed Quilpué S.A.	Ownership	0.100	UnitedHealth Group Incorporated	.N	
		.0000					Servicios Médicos Amed Quilpué S.A.	CHL	NIA	Centromed Quilpué S.A.	Ownership	99.900	UnitedHealth Group Incorporated	.N	
		.0000					Servicios Médicos Bio Bio Ltda.	CHL	NIA	Saden S.A.	Ownership	1.000	UnitedHealth Group Incorporated	.N	
		.0000					Servicios Médicos Bio Bio Ltda.	CHL	NIA	Clínica Bio Bio SpA	Ownership	99.000	UnitedHealth Group Incorporated	.N	
		.0000					Servicios Médicos Ciudad del Mar Ltda.	CHL	NIA	Saden S.A.	Ownership	1.000	UnitedHealth Group Incorporated	.N	
		.0000					Servicios Médicos Ciudad del Mar Ltda.	CHL	NIA	Clínica Ciudad del Mar S.A.	Ownership	99.000	UnitedHealth Group Incorporated	.N	
		.0000					Servicios Médicos Santa María Ltda.	CHL	NIA	Sociedad de Inversiones Santa María SpA	Ownership	99.000	UnitedHealth Group Incorporated	.N	
		.0000					Servicios Médicos Santa María Ltda.	CHL	NIA	Clínica Santa María S.p.A.	Ownership	1.000	UnitedHealth Group Incorporated	.N	
		.0000					Servicios Médicos Vespucio Ltda.	CHL	NIA	Saden S.A.	Ownership	1.000	UnitedHealth Group Incorporated	.N	
		.0000					Servicios Médicos Vespucio Ltda.	CHL	NIA	Clínica Vespucio S.A.	Ownership	99.000	UnitedHealth Group Incorporated	.N	
		.0000	58-1978974				SHC Atlanta, LLC	DE	NIA	Surgical Health, LLC	Ownership	100.000	UnitedHealth Group Incorporated	.N	
		.0000	58-2013443				SHC Austin, Inc.	GA	NIA	Surgical Health, LLC	Ownership	100.000	UnitedHealth Group Incorporated	.N	
		.0000	58-2062812				SHC Hawthorn, Inc.	GA	NIA	Surgical Health, LLC	Ownership	100.000	UnitedHealth Group Incorporated	.N	
		.0000	58-2101924				SHC Melbourne, Inc.	GA	NIA	Surgical Health, LLC	Ownership	100.000	UnitedHealth Group Incorporated	.N	
		.0000	82-3922528				Sierra Dental Plan, Inc.	CA	NIA	MCNA Health Care Holdings, LLC	Ownership	100.000	UnitedHealth Group Incorporated	.N	

STATEMENT AS OF SEPTEMBER 30, 2021 OF THE UnitedHealthcare of Wisconsin, Inc.

SCHEDULE Y
PART 1A - DETAIL OF INSURANCE HOLDING COMPANY SYSTEM

1	2	3	4	5	6	7	8	9	10	11	12	13	14	15	16
Group Code	Group Name	NAIC Company Code	ID Number	Federal RSSD	CIK	Name of Securities Exchange if Publicly Traded (U.S. or International)	Names of Parent, Subsidiaries Or Affiliates	Domiciliary Location	Relationship to Reporting Entity	Directly Controlled by (Name of Entity/Person)	Type of Control (Ownership, Board, Management, Attorney-in-Fact, Influence, Other)	If Control is Ownership Provide Percentage	Ultimate Controlling Entity(ies)/Person(s)	Is an SCA Filing Required? (Y/N)	*
.0707	UnitedHealth Group Incorporated	.71420	94-0734860				Sierra Health and Life Insurance Company, Inc.	NV	IA	Sierra Health Services, Inc.	Ownership	100.000	UnitedHealth Group Incorporated	N	
		.00000	88-0200415				Sierra Health Services, Inc.	NV	NIA	UnitedHealthcare, Inc.	Ownership	100.000	UnitedHealth Group Incorporated	N	
		.00000	88-0254322				Sierra Health-Care Options, Inc.	NV	NIA	Sierra Health Services, Inc.	Ownership	100.000	UnitedHealth Group Incorporated	N	
		.00000	88-0385705				Sierra Home Medical Products, Inc.	NV	NIA	Sierra Health Services, Inc.	Ownership	100.000	UnitedHealth Group Incorporated	N	
		.00000	88-0264562				Sierra Nevada Administrators, Inc.	NV	NIA	Sierra Health Services, Inc.	Ownership	100.000	UnitedHealth Group Incorporated	N	
		.00000					Sistema de Administración Hospitalaria S.A.C.								
		.00000	82-1485491				SJ East Campus ASC, LLC	PER	NIA	Pacifico S.A. Entidad Prestadora de Salud	Ownership	99.870	UnitedHealth Group Incorporated	N	
		.00000	20-1004228				Small Business Insurance Advisors, Inc.	CO	NIA	SCLHS-SCA Holdings, LLC	Ownership	51.000	UnitedHealth Group Incorporated	N	
		.00000					Sobam - Centro Médico Hospitalar S.A.	TX	NIA	USHEALTH Group, Inc.	Ownership	100.000	UnitedHealth Group Incorporated	N	
		.00000					Sobam - Centro Médico Hospitalar S.A.	BRA	NIA	Santa Helena Assistência Médica S.A.	Ownership	98.088	UnitedHealth Group Incorporated	N	
		.00000					Sobam - Centro Médico Hospitalar S.A.			Centro Médico Hospitalar Pitangueiras Ltda.					
		.00000	98-1453235				Sociedad de Inversiones Santa María SpA	BRA	NIA		Ownership	1.912	UnitedHealth Group Incorporated	N	
		.00000	98-1453235				Sociedad de Inversiones Santa María SpA	CHL	NIA	Clínica Santa María S.p.A.	Ownership	99.743	UnitedHealth Group Incorporated	N	
		.00000	46-0729622				Solstice Administration Services, Inc.	CHL	NIA	Clínica Dávila y Servicios Médicos S.p.A.	Ownership	0.257	UnitedHealth Group Incorporated	N	
		.00000	30-0760846				Solstice Administrators of Alabama, Inc.	FL	NIA	Solstice Benefits, Inc.	Ownership	100.000	UnitedHealth Group Incorporated	N	
		.00000	35-2657270				Solstice Administrators of Arizona, Inc.	AL	NIA	Solstice Administration Services, Inc.	Ownership	100.000	UnitedHealth Group Incorporated	N	
		.00000	32-0392448				Solstice Administrators of Missouri, Inc.	AZ	NIA	Solstice Administration Services, Inc.	Ownership	100.000	UnitedHealth Group Incorporated	N	
		.00000	30-0756426				Solstice Administrators of North Carolina, Inc.	MO	NIA	Solstice Administration Services, Inc.	Ownership	100.000	UnitedHealth Group Incorporated	N	
		.00000	90-0880348				Solstice Administrators of Texas, Inc.	NC	NIA	Solstice Administration Services, Inc.	Ownership	100.000	UnitedHealth Group Incorporated	N	
		.00000	26-4839323				Solstice Administrators, Inc.	TX	NIA	Solstice Administration Services, Inc.	Ownership	100.000	UnitedHealth Group Incorporated	N	
		.00000	20-4815388				Solstice Benefit Services, Inc.	CA	NIA	Solstice Administration Services, Inc.	Ownership	100.000	UnitedHealth Group Incorporated	N	
.0707	UnitedHealth Group Incorporated	.12341	14-1917982				Solstice Benefits, Inc.	FL	NIA	Specialty Benefits, LLC	Ownership	100.000	UnitedHealth Group Incorporated	N	
.0707	UnitedHealth Group Incorporated	.13971	27-1395245				Solstice Health Insurance Company	FL	IA	Specialty Benefits, LLC	Ownership	100.000	UnitedHealth Group Incorporated	N	
.0707	UnitedHealth Group Incorporated	.16610	30-1200533				Solstice Healthplans of Arizona, Inc.	NY	IA	Specialty Benefits, LLC	Ownership	100.000	UnitedHealth Group Incorporated	N	
		.00000	35-2709791				Solstice Healthplans of Colorado, Inc.	AZ	IA	Solstice Administration Services, Inc.	Ownership	100.000	UnitedHealth Group Incorporated	N	
		.00000	46-1042329				Solstice Healthplans of New Jersey, Inc.	CO	IA	Solstice Administration Services, Inc.	Ownership	100.000	UnitedHealth Group Incorporated	N	
.0707	UnitedHealth Group Incorporated	.16878	30-1190514				Solstice Healthplans of Ohio, Inc.	NJ	NIA	Solstice Benefits, Inc.	Ownership	100.000	UnitedHealth Group Incorporated	N	
		.00000	32-0583241				Solstice Healthplans of Tennessee, Inc.	OH	IA	Solstice Administration Services, Inc.	Ownership	100.000	UnitedHealth Group Incorporated	N	
.0707	UnitedHealth Group Incorporated	.16892	36-4935990				Solstice Healthplans of Texas, Inc.	TN	NIA	Solstice Administration Services, Inc.	Ownership	100.000	UnitedHealth Group Incorporated	N	
		.00000	46-3786700				Solstice Healthplans, Inc.	TX	IA	Solstice Administration Services, Inc.	Ownership	100.000	UnitedHealth Group Incorporated	N	
.0707	UnitedHealth Group Incorporated	.16790	26-2699505				Solstice of Illinois, Inc.	FL	IA	Solstice Benefits, Inc.	Ownership	100.000	UnitedHealth Group Incorporated	N	
		.00000	32-0545152				Solstice of Minnesota, Inc.	IL	IA	Solstice Administration Services, Inc.	Ownership	100.000	UnitedHealth Group Incorporated	N	
		.00000	26-1891960				Solstice of New York, Inc.	MN	NIA	Solstice Administration Services, Inc.	Ownership	100.000	UnitedHealth Group Incorporated	N	
		.00000	41-1593424				Solutran, LLC	NY	NIA	Solstice Administration Services, Inc.	Ownership	100.000	UnitedHealth Group Incorporated	N	
		.00000	20-8433398				Somerset Outpatient Surgery, L.L.C.	DE	NIA	Optum Financial, Inc.	Ownership	100.000	UnitedHealth Group Incorporated	N	
		.00000	75-2723958				South Arlington Surgical Providers, LLC	NJ	NIA	SCA-Somerset, LLC	Ownership	60.888	UnitedHealth Group Incorporated	N	
		.00000	30-0743767				Southern California Medical Practice Concepts, LLC	TX	NIA	Surgical Care Affiliates, LLC	Influence	0.000	UnitedHealth Group Incorporated	N	
		.00000	88-0201420				Southwest Medical Associates, Inc.			Riverside Electronic Healthcare Resources, Inc.	Ownership	100.000	UnitedHealth Group Incorporated	N	1
		.00000	38-2609888				Southwest Michigan Health Network Inc.	CA	NIA	Inc.	Ownership	100.000	UnitedHealth Group Incorporated	N	
		.00000	36-4369359				Southwest Surgery Center, LLC	NV	NIA	Sierra Health Services, Inc.	Ownership	100.000	UnitedHealth Group Incorporated	N	
		.00000	75-2516426				Space Coast Surgical Center, Ltd.	MI	NIA	UnitedHealthcare, Inc.	Ownership	100.000	UnitedHealth Group Incorporated	N	
		.00000	75-2516426				Space Coast Surgical Center, Ltd.	IL	NIA	SCA-Mokena, LLC	Ownership	54.299	UnitedHealth Group Incorporated	N	
		.00000	57-0953005				Spartanburg Surgery Center, LLC	MN	NIA	WestHealth JV Holdings, LLC	Ownership	51.000	UnitedHealth Group Incorporated	N	
		.00000	55-0790742				Specialists in Urology Surgery Center, LLC	FL	NIA	SCA Rockledge JV, LLC	Ownership	52.191	UnitedHealth Group Incorporated	N	
		.00000	25-1868213				Specialized Pharmaceuticals, Inc.	FL	NIA	Endoscopy Center Affiliates, Inc.	Ownership	0.889	UnitedHealth Group Incorporated	N	
		.00000	41-1921983				Specialty Benefits, LLC	SC	NIA	SCA-Spartanburg Holdings, LLC	Ownership	10.700	UnitedHealth Group Incorporated	N	2
		.00000	20-1494993				Specialty Billing Solutions, LLC	FL	NIA	SCA Specialists of Florida, LLC	Ownership	100.000	UnitedHealth Group Incorporated	N	
		.00000	20-3412545				Specialty Surgical Center, LLC	PA	NIA	QdL Acquisition Holdings Corp.	Ownership	100.000	UnitedHealth Group Incorporated	N	
		.00000	71-0886811				Spectera of New York, IPA, Inc.	DE	NIA	United HealthCare Services, Inc.	Ownership	100.000	UnitedHealth Group Incorporated	N	
		.00000						CO	NIA	Pinnacle III, LLC	Ownership	100.000	UnitedHealth Group Incorporated	N	
		.00000						NJ	NIA	SCA-Sparta, LLC	Ownership	51.000	UnitedHealth Group Incorporated	N	
		.00000						NY	NIA	Spectera, Inc.	Ownership	100.000	UnitedHealth Group Incorporated	N	

STATEMENT AS OF SEPTEMBER 30, 2021 OF THE UnitedHealthcare of Wisconsin, Inc.

SCHEDULE Y
PART 1A - DETAIL OF INSURANCE HOLDING COMPANY SYSTEM

1	2	3	4	5	6	7	8	9	10	11	12	13	14	15	16
Group Code	Group Name	NAIC Company Code	ID Number	Federal RSSD	CIK	Name of Securities Exchange if Publicly Traded (U.S. or International)	Names of Parent, Subsidiaries Or Affiliates	Domiciliary Location	Relationship to Reporting Entity	Directly Controlled by (Name of Entity/Person)	Type of Control (Ownership, Board, Management, Attorney-in-Fact, Influence, Other)	If Control is Ownership Provide Percentage	Ultimate Controlling Entity(ies)/Person(s)	Is an SCA Filing Required? (Y/N)	*
		.00000	52-1260282				Spectera, Inc.	MD	NIA	Specialty Benefits, LLC	Ownership	100.000	UnitedHealth Group Incorporated	N	
		.00000	20-4615218				Sports and Spinal Physical Therapy, Inc.	DC	NIA	Orthology Inc.	Ownership	100.000	UnitedHealth Group Incorporated	N	
		.00000	62-1770924				SRPS, LLC	DE	NIA	Progressive Enterprises Holdings, Inc.	Ownership	100.000	UnitedHealth Group Incorporated	N	
		.00000	75-2201400				St. Cloud Outpatient Surgery, Ltd., a Minnesota Limited Partnership	MN	NIA	St. Cloud Surgical Center, LLC	Ownership	17.371	UnitedHealth Group Incorporated	N	2
		.00000	41-1348916				St. Cloud Surgical Center, LLC	DE	NIA	Surgery Center Holding, LLC	Ownership	100.000	UnitedHealth Group Incorporated	N	
		.00000	61-1748081				St. Louis Cardiovascular Institute, LLC	MO	NIA	SCA-St. Louis Holdings, LLC	Ownership	51.000	UnitedHealth Group Incorporated	N	
		.00000	61-1754451				St. Louis Specialty Surgical Center, LLC	MO	NIA	SCA-St. Louis Holdings, LLC	Ownership	51.000	UnitedHealth Group Incorporated	N	
		.00000	85-2023852				Stonegate JV Partners, LLC	TX	NIA	SCA Stonegate Holdings, LLC	Ownership	39.216	UnitedHealth Group Incorporated	N	2
		.00000	20-1211544				Stonegate Surgery Center, L.P.	TX	NIA	Stonegate JV Partners, LLC	Ownership	51.000	UnitedHealth Group Incorporated	N	
		.00000	20-1211544				Stonegate Surgery Center, L.P.	TX	NIA	SCA Stonegate Holdings, LLC	Ownership	12.335	UnitedHealth Group Incorporated	N	
		.00000	47-4990107				Summer Street ASC, LLC	CT	NIA	SCA Specialty Holdings of Connecticut, LLC	Ownership	49.000	UnitedHealth Group Incorporated	N	2
		.00000	06-1082848				SunSurgery, LLC	DE	NIA	Surgical Care Affiliates, LLC	Ownership	100.000	UnitedHealth Group Incorporated	N	
		.00000	82-5164277				Surgery Center at Cherry Creek, LLC	CO	NIA	SCA-Denver Physicians Holdings, LLC	Ownership	100.000	UnitedHealth Group Incorporated	N	
		.00000	85-4085692				Surgery Center at Cottonwood, LLC	UT	NIA	SCA Cottonwood Holdings, LLC	Ownership	55.000	UnitedHealth Group Incorporated	N	
		.00000	85-4085559				Surgery Center at Grove Creek, LLC	UT	NIA	SCA Grove Creek Holdings, LLC	Ownership	51.000	UnitedHealth Group Incorporated	N	
		.00000	82-5207693				Surgery Center at Kissing Camels, LLC	CO	NIA	SCA-Kissing Camels Holdings, LLC	Ownership	68.600	UnitedHealth Group Incorporated	N	
		.00000	85-4070407				Surgery Center at South Ogden, LLC	UT	NIA	SCA South Ogden Holdings, LLC	Ownership	55.000	UnitedHealth Group Incorporated	N	
		.00000	81-3129674				Surgery Center at St. Vincent, LLC	OR	NIA	Providence & SCA On-Campus Holdings, LLC	Ownership	57.700	UnitedHealth Group Incorporated	N	2
		.00000	62-1739361				Surgery Center Holding, LLC	DE	NIA	Surgical Care Affiliates, LLC	Ownership	100.000	UnitedHealth Group Incorporated	N	
		.00000	62-1509341				Surgery Center of Boca Raton, Inc.	FL	NIA	Surgical Health, LLC	Ownership	100.000	UnitedHealth Group Incorporated	N	
		.00000	63-1214140				Surgery Center of Colorado Springs, LLC	DE	NIA	SC Affiliates, LLC	Ownership	100.000	UnitedHealth Group Incorporated	N	
		.00000	42-1166764				Surgery Center of Des Moines, LLC	DE	NIA	Surgery Center Holding, LLC	Ownership	100.000	UnitedHealth Group Incorporated	N	
		.00000	72-1349752				Surgery Center of Easton, LLC	DE	NIA	SC Affiliates, LLC	Ownership	100.000	UnitedHealth Group Incorporated	N	
		.00000	63-1212213				Surgery Center of Ellicott City, Inc.	DE	NIA	SC Affiliates, LLC	Ownership	100.000	UnitedHealth Group Incorporated	N	
		.00000	20-1733152				Surgery Center of Fairfield County, LLC	DE	NIA	SCA-Connecticut Partners, LLC	Ownership	51.000	UnitedHealth Group Incorporated	N	2
		.00000	62-1179539				Surgery Center of Lexington, LLC	DE	NIA	SC Affiliates, LLC	Ownership	49.000	UnitedHealth Group Incorporated	N	2
		.00000	62-1179537				Surgery Center of Louisville, LLC	DE	NIA	SC Affiliates, LLC	Ownership	100.000	UnitedHealth Group Incorporated	N	
		.00000	63-1231944				Surgery Center of Maui, LLC	DE	NIA	SC Affiliates, LLC	Ownership	100.000	UnitedHealth Group Incorporated	N	
		.00000	83-2600045				Surgery Center of Mt. Scott, LLC	OR	NIA	Providence & SCA Off-Campus Holdings, LLC	Ownership	51.000	UnitedHealth Group Incorporated	N	2
		.00000	63-1194204				Surgery Center of Muskogee, LLC	DE	NIA	SC Affiliates, LLC	Ownership	100.000	UnitedHealth Group Incorporated	N	
		.00000	11-3701564				Surgery Center of Rockville, L.L.C.	MD	NIA	SCA-Rockville, LLC	Ownership	59.000	UnitedHealth Group Incorporated	N	
		.00000	63-1212214				Surgery Center of Southern Pines, LLC	DE	NIA	Surgery Center Holding, LLC	Ownership	100.000	UnitedHealth Group Incorporated	N	
		.00000	82-3448050				Surgery Center of The Woodlands, LLC	TX	NIA	SCA-Woodlands Holdings, LLC	Ownership	54.790	UnitedHealth Group Incorporated	N	
		.00000					Surgery Center of Wilmington Properties, LLC	NC	NIA	Surgery Center of Wilmington, LLC	Ownership	100.000	UnitedHealth Group Incorporated	N	
		.00000	36-3562598				Surgery Centers of Des Moines, Ltd., an Iowa Limited Partnership	IA	NIA	Surgery Center of Des Moines, LLC	Ownership	68.750	UnitedHealth Group Incorporated	N	
		.00000	68-0282268				Surgery Centers-West Holdings, LLC	DE	NIA	Surgical Care Affiliates, LLC	Ownership	100.000	UnitedHealth Group Incorporated	N	
		.00000	20-8922307				Surgical Care Affiliates, LLC	DE	NIA	SCA1 Holdings, LLC	Ownership	100.000	UnitedHealth Group Incorporated	N	
		.00000	46-2971080				Surgical Care Partners of Melbourne, LLC	DE	NIA	SHC Melbourne, Inc.	Ownership	76.164	UnitedHealth Group Incorporated	N	
		.00000	75-1925497				Surgical Caregivers of Fort Worth, LLC	TX	NIA	Surgical Care Affiliates, LLC	Influence	0.000	UnitedHealth Group Incorporated	N	
		.00000	63-1251243				Surgical Center of Greensboro, LLC	NC	NIA	NSC Greensboro, LLC	Ownership	35.716	UnitedHealth Group Incorporated	N	2
		.00000	22-2709324				Surgical Center of South Jersey, Limited Partnership	NJ	NIA	SCA-South Jersey, LLC	Ownership	64.598	UnitedHealth Group Incorporated	N	2
		.00000	22-2709324				Surgical Center of South Jersey, Limited Partnership	NJ	NIA	SC Affiliates, LLC	Ownership	5.886	UnitedHealth Group Incorporated	N	2
		.00000	63-1138507				Surgical Center of Tuscaloosa Holdings, LLC	AL	NIA	Surgical Care Affiliates, LLC	Ownership	100.000	UnitedHealth Group Incorporated	N	
		.00000	65-1321064				Surgical Eye Experts, LLC	MA	NIA	Reliant Medical Group, Inc.	Ownership	100.000	UnitedHealth Group Incorporated	N	1
		.00000	83-3113263				Surgical Health Of Orlando, LLC	FL	NIA	Surgical Health, LLC	Ownership	79.802	UnitedHealth Group Incorporated	N	
		.00000	58-1941168				Surgical Health, LLC	DE	NIA	Surgical Care Affiliates, LLC	Ownership	100.000	UnitedHealth Group Incorporated	N	
		.00000	27-0168681				Surgical Hospital Holdings of Oklahoma, LLC	DE	NIA	SCA Surgery Holdings, LLC	Ownership	100.000	UnitedHealth Group Incorporated	N	
		.00000	84-4983977				Surgical Management Solutions, LLC	DE	NIA	SC Affiliates, LLC	Ownership	100.000	UnitedHealth Group Incorporated	N	

16.29

STATEMENT AS OF SEPTEMBER 30, 2021 OF THE UnitedHealthcare of Wisconsin, Inc.

SCHEDULE Y
PART 1A - DETAIL OF INSURANCE HOLDING COMPANY SYSTEM

1	2	3	4	5	6	7	8	9	10	11	12	13	14	15	16
Group Code	Group Name	NAIC Company Code	ID Number	Federal RSSD	CIK	Name of Securities Exchange if Publicly Traded (U.S. or International)	Names of Parent, Subsidiaries Or Affiliates	Domiciliary Location	Relationship to Reporting Entity	Directly Controlled by (Name of Entity/Person)	Type of Control (Ownership, Board, Management, Attorney-in-Fact, Influence, Other)	If Control is Ownership Provide Percentage	Ultimate Controlling Entity(ies)/Person(s)	Is an SCA Filing Required? (Y/N)	*
		.0000	64-0629000				Surgicare of Jackson, LLC	DE	NIA	Surgery Center Holding, LLC	Ownership	100.000	UnitedHealth Group Incorporated	N	
		.0000	75-2162993				Surgicare of Jackson, Ltd., a Mississippi Limited Partnership	MS	NIA	Surgicare of Jackson, LLC	Ownership	40.000	UnitedHealth Group Incorporated	N	2
		.0000	75-2287141				Surgicare of Joliet, Inc.	IL	NIA	Surgery Center Holding, LLC	Ownership	100.000	UnitedHealth Group Incorporated	N	
		.0000	75-2501191				Surgicare of La Veta, Inc.	CA	NIA	Surgery Centers-West Holdings, LLC	Ownership	100.000	UnitedHealth Group Incorporated	N	
		.0000	75-2507129				Surgicare of La Veta, Ltd., a California Limited Partnership	CA	NIA	Beach Surgical Holdings III, LLC	Ownership	30.666	UnitedHealth Group Incorporated	N	2
		.0000	41-1437636				Surgicare of Minneapolis, LLC	DE	NIA	Surgery Center Holding, LLC	Ownership	100.000	UnitedHealth Group Incorporated	N	
		.0000	41-1624905				Surgicare of Minneapolis, Ltd., a Minnesota Limited Partnership	MN	NIA	Surgicare of Minneapolis, LLC	Ownership	21.622	UnitedHealth Group Incorporated	N	2
		.0000	75-2459713				Surgicare of Mobile, LLC	DE	NIA	Surgery Center Holding, LLC	Ownership	100.000	UnitedHealth Group Incorporated	N	
		.0000	75-2459715				Surgicare of Mobile, Ltd.	AL	NIA	Surgicare of Mobile, LLC	Ownership	20.000	UnitedHealth Group Incorporated	N	2
		.0000	75-2448926				Surgicare of Oceanside, Inc.	CA	NIA	Surgery Center Holding, LLC	Ownership	100.000	UnitedHealth Group Incorporated	N	
		.0000	75-2184730				Surgicare of Owensboro, LLC	DE	NIA	Surgery Center Holding, LLC	Ownership	100.000	UnitedHealth Group Incorporated	N	
		.0000	75-2200171				Surgicare of Salem, LLC	DE	NIA	Surgery Center Holding, LLC	Ownership	100.000	UnitedHealth Group Incorporated	N	
		.0000	35-1975122				Surgicare, LLC	IN	NIA	SCA-Surgicare, LLC	Ownership	53.684	UnitedHealth Group Incorporated	N	
		.0000	95-3329855				Surgicenters of Southern California, Inc.	CA	NIA	Surgery Center Holding, LLC	Ownership	100.000	UnitedHealth Group Incorporated	N	
		.0000	85-0571986				SVHS-SCA Florida JV, LLC	DE	NIA	SCA-Sacred Heart Holdings, LLC	Ownership	51.000	UnitedHealth Group Incorporated	N	
		.0000	46-1536748				Symphonix Health Holdings LLC	DE	NIA	United HealthCare Services, Inc. HealthCare Partners Affiliates Medical Group	Ownership	100.000	UnitedHealth Group Incorporated	N	
		.0000	93-1172065				Talbert Medical Group, P.C.	CA	NIA	AmeriChoice Corporation	Ownership	100.000	UnitedHealth Group Incorporated	N	1
		.0000	47-4751035				TeamMD Holdings, Inc.	DE	NIA	TeamMD Holdings, Inc.	Ownership	100.000	UnitedHealth Group Incorporated	N	
		.0000	47-4850893				TeamMD Iowa, Inc.	DE	NIA	TeamMD Holdings, Inc.	Ownership	100.000	UnitedHealth Group Incorporated	N	
		.0000	35-2584893				TeamMD Physicians of Texas, Inc.	TX	NIA	TeamMD Holdings, Inc.	Ownership	100.000	UnitedHealth Group Incorporated	N	
		.0000	42-1446216				TeamMD Physicians, P.C.	IA	NIA	Physician(s) Owned	Influence	0.000	UnitedHealth Group Incorporated	N	1
		.0000	82-1019055				TeamUP Insurance Services, Inc.	CA	NIA	HealthMarkets Insurance Agency, Inc.	Ownership	100.000	UnitedHealth Group Incorporated	N	
		.0000					Tecnología de Información en Salud S.A.	CHL	NIA	Clínica Santa María S.p.A.	Ownership	50.000	UnitedHealth Group Incorporated	N	
		.0000					Tecnología de Información en Salud S.A.	CHL	NIA	Clínica Dávila y Servicios Médicos S.p.A.	Ownership	50.000	UnitedHealth Group Incorporated	N	
		.0000	38-3897811				Texas Health Craig Ranch Surgery Center, LLC	TX	NIA	Surgical Care Affiliates, LLC	Influence	0.000	UnitedHealth Group Incorporated	N	
		.0000	80-0866449				Texas Health Flower Mound Orthopedic Surgery Center, LLC	TX	NIA	Surgical Care Affiliates, LLC	Influence	0.000	UnitedHealth Group Incorporated	N	
		.0000	81-4977249				Texas Health Orthopedic Surgery Center Alliance, LLC	TX	NIA	Surgical Care Affiliates, LLC	Influence	0.000	UnitedHealth Group Incorporated	N	
		.0000	82-2296081				Texas Health Surgery Center Alliance, LLC	TX	NIA	Surgical Care Affiliates, LLC	Influence	0.000	UnitedHealth Group Incorporated	N	
		.0000	82-1307876				Texas Health Surgery Center Bedford, LLC	TX	NIA	Surgical Care Affiliates, LLC	Influence	0.000	UnitedHealth Group Incorporated	N	
		.0000	85-1225852				Texas Health Surgery Center Chisholm Trail, LLC	TX	NIA	Surgical Care Affiliates, LLC	Influence	0.000	UnitedHealth Group Incorporated	N	
		.0000	83-1085415				Texas Health Surgery Center Irving, LLC	TX	NIA	Surgical Care Affiliates, LLC	Influence	0.000	UnitedHealth Group Incorporated	N	
		.0000	83-0781259				Texas Health Surgery Center Las Colinas, LLC	TX	NIA	Surgical Care Affiliates, LLC	Influence	0.000	UnitedHealth Group Incorporated	N	
		.0000	20-3991622				Texas Health Surgery Center Preston Plaza, LLC	TX	NIA	Surgical Care Affiliates, LLC	Influence	0.000	UnitedHealth Group Incorporated	N	
		.0000	47-4425996				Texas Health Surgery Center Rockwall, LLC	TX	NIA	Surgical Care Affiliates, LLC	Influence	0.000	UnitedHealth Group Incorporated	N	
		.0000	84-3814490				Texas Health Surgery Center Southwest Fort Worth, LLC	TX	NIA	Surgical Care Affiliates, LLC	Influence	0.000	UnitedHealth Group Incorporated	N	
		.0000	83-1464243				Texas Health Surgery Center Waxahachie, LLC	TX	NIA	Surgical Care Affiliates, LLC	Influence	0.000	UnitedHealth Group Incorporated	N	
		.0000	84-1953918				Texas Health Surgery Center Willow Park, LLC	TX	NIA	Surgical Care Affiliates, LLC	Influence	0.000	UnitedHealth Group Incorporated	N	
		.0000	52-1468699				The Advisory Board Company	DE	NIA	OptumInsight, Inc.	Ownership	100.000	UnitedHealth Group Incorporated	N	
.0707	UnitedHealth Group Incorporated	.61832	52-0676509				The Chesapeake Life Insurance Company	OK	IA	HealthMarkets Group, Inc.	Ownership	100.000	UnitedHealth Group Incorporated	N	
		.00000	91-0214500				The Everett Clinic, PLLC	WA	NIA	Everett Physicians, Inc. P.S.	Ownership	100.000	UnitedHealth Group Incorporated	N	1
		.00000	20-5562797				The Eye Surgery Center of the Carolinas, L.P.	NC	NIA	Surgery Center of Southern Pines, LLC	Ownership	20.000	UnitedHealth Group Incorporated	N	2

16:30

STATEMENT AS OF SEPTEMBER 30, 2021 OF THE UnitedHealthcare of Wisconsin, Inc.

SCHEDULE Y
PART 1A - DETAIL OF INSURANCE HOLDING COMPANY SYSTEM

1	2	3	4	5	6	7	8	9	10	11	12	13	14	15	16
Group Code	Group Name	NAIC Company Code	ID Number	Federal RSSD	CIK	Name of Securities Exchange if Publicly Traded (U.S. or International)	Names of Parent, Subsidiaries Or Affiliates	Domi-ciliary Location	Relation-ship to Reporting Entity	Directly Controlled by (Name of Entity/Person)	Type of Control (Ownership, Board, Management, Attorney-in-Fact, Influence, Other)	If Control is Ownership Provide Percentage	Ultimate Controlling Entity(ies)/Person(s)	Is an SCA Filing Re-quired? (Y/N)	*
		.00000	56-1970224				The Lewin Group, Inc.	NC	NIA	Optum Public Sector Solutions, Inc.	Ownership	100.000	UnitedHealth Group Incorporated	N	
		.00000	61-1409045				The Outpatient Surgery Center of Hilton Head, LLC	SC	NIA	SCA-Hilton Head, LLC	Ownership	20.000	UnitedHealth Group Incorporated	N	2
		.00000	83-1192367				The Polyclinic MSO, LLC	DE	NIA	Collaborative Care Holdings, LLC	Ownership	80.100	UnitedHealth Group Incorporated	N	
		.00000	91-0369070				The Polyclinic, PLLC	VA	NIA	Polyclinic Holdings, P.C.	Ownership	100.000	UnitedHealth Group Incorporated	N	1
		.00000	72-1349755				The Surgery Center of Easton, L.P.	TN	NIA	Surgery Center of Easton, LLC	Ownership	42.000	UnitedHealth Group Incorporated	N	2
		.00000	06-1552689				The Surgical Center of Connecticut, LLC	CT	NIA	SCA-Main Street, LLC	Ownership	20.936	UnitedHealth Group Incorporated	N	2
		.00000	37-1446353				The Surgical Center of the Treasure Coast, L.L.C.	FL	NIA	SCA-St. Lucie, LLC	Ownership	51.000	UnitedHealth Group Incorporated	N	
		.00000	26-1579919				Thomas Johnson Surgery Center, LLC	MD	NIA	SCA-Frederick, LLC	Ownership	60.000	UnitedHealth Group Incorporated	N	
		.00000	25-1825549				Three Rivers Holdings, Inc.	DE	NIA	AmeriChoice Corporation	Ownership	100.000	UnitedHealth Group Incorporated	N	
		.00000	63-1194203				Three Rivers Surgical Care, L.P.	TN	NIA	Surgery Center of Muskogee, LLC	Ownership	14.904	UnitedHealth Group Incorporated	N	
		.00000	63-1194203				Three Rivers Surgical Care, L.P.	TN	NIA	Muskogee Surgical Investors, LLC	Ownership	85.096	UnitedHealth Group Incorporated	N	
		.00000	59-3143128				Tmesys, LLC	FL	NIA	PMSI Holdings, LLC	Ownership	100.000	UnitedHealth Group Incorporated	N	
		.00000	98-1287904				Topimagem Diagnóstico por Imagem Ltda.	BRA	NIA	Esho - Empresa de Serviços Hospitalares S.A.	Ownership	100.000	UnitedHealth Group Incorporated	N	
		.00000	83-1528858				Trails Edge Surgery Center, LLC	FL	NIA	SCA-Bonita Springs, LLC	Ownership	51.000	UnitedHealth Group Incorporated	N	
		.00000	46-5482620				Trauma Surgery Affiliates, LLC	TX	NIA	National Surgery Centers, LLC	Ownership	49.000	UnitedHealth Group Incorporated	N	2
		.00000	52-1431155				Travel Express Incorporated	MD	NIA	FrontierMEDEX, Inc.	Ownership	100.000	UnitedHealth Group Incorporated	N	
		.00000	46-2613170				Treasure Valley Emerald Properties, LLC	DE	NIA	Treasure Valley Hospital Limited Partnership	Ownership	100.000	UnitedHealth Group Incorporated	N	2
		.00000	33-0592165				Treasure Valley Hospital Limited Partnership	ID	NIA	Surgical Health, LLC	Ownership	38.495	UnitedHealth Group Incorporated	N	2
		.00000	30-0226127				Triple Aim Partners Holdings, Inc.	DE	NIA	Optum, Inc.	Ownership	100.000	UnitedHealth Group Incorporated	N	
		.00000	84-3719654				Triple Aim Partners, LLC	DE	NIA	Triple Aim Partners Holdings, Inc.	Ownership	100.000	UnitedHealth Group Incorporated	N	
.0707	UnitedHealth Group Incorporated	.15737	47-3788473				Tufts Health Freedom Insurance Company	NH	IA	Tufts Health Freedom Plans, Inc.	Ownership	100.000	UnitedHealth Group Incorporated	N	
		.00000	30-0858646				Tufts Health Freedom Plans, Inc.	DE	NIA	United HealthCare Services, Inc.	Ownership	100.000	UnitedHealth Group Incorporated	N	
		.00000	63-0974161				Tuscaloosa Surgical Center, L.P.	AL	NIA	Surgical Center of Tuscaloosa Holdings, LLC	Ownership	30.000	UnitedHealth Group Incorporated	N	2
		.00000	94-3077084				U.S. Behavioral Health Plan, California	CA	IA	United Behavioral Health	Ownership	100.000	UnitedHealth Group Incorporated	N	
		.00000	98-1388279				UHC Finance (Ireland) Unlimited Company	IRL	NIA	UnitedHealth Group International Finance (Ireland) Unlimited Company	Ownership	100.000	UnitedHealth Group Incorporated	N	
		.00000	41-1913059				UHC International Services, Inc.	DE	NIA	UnitedHealth Group Incorporated	Ownership	100.000	UnitedHealth Group Incorporated	N	
		.00000	95-2931460				UHC of California	CA	IA	United HealthCare Services, Inc.	Ownership	100.000	UnitedHealth Group Incorporated	N	
		.00000	98-1103713				UHC - FZE	ARE	NIA	UnitedHealthcare Global Medical (UK) Limited	Ownership	100.000	UnitedHealth Group Incorporated	N	
		.00000	98-1372063				UHC Holdings (Ireland) Limited	IRL	NIA	United HealthCare Services, Inc.	Ownership	100.000	UnitedHealth Group Incorporated	N	
		.00000	98-1372064				UHC Services (Ireland) Limited	IRL	NIA	UHC Holdings (Ireland) Limited	Ownership	100.000	UnitedHealth Group Incorporated	N	
		.00000	98-1122490				UHG Brasil Participações S.A.	BRA	NIA	Participações Multiestratégia	Ownership	100.000	UnitedHealth Group Incorporated	N	
		.00000	98-0559902				UHG Holdings UK IV Limited	GBR	NIA	Bordeaux UK Holdings I Limited	Ownership	100.000	UnitedHealth Group Incorporated	N	
		.00000	98-1249178				UHG Holdings UK V Limited	GBR	NIA	UHG Holdings UK IV Limited	Ownership	100.000	UnitedHealth Group Incorporated	N	
		.00000	98-1390073				UHG Holdings UK VI Limited	GBR	NIA	UnitedHealthcare International VII S.à r.l.	Ownership	99.999	UnitedHealth Group Incorporated	N	
		.00000	98-1390073				UHG Holdings UK VI Limited	GBR	NIA	CentriflyHealth, LLC	Ownership	0.001	UnitedHealth Group Incorporated	N	
		.00000	41-1921008				UHC Holdings, Inc.	DE	NIA	United HealthCare Services, Inc.	Ownership	100.000	UnitedHealth Group Incorporated	N	
		.00000	39-1995276				UMR, Inc.	DE	NIA	United HealthCare Services, Inc.	Ownership	100.000	UnitedHealth Group Incorporated	N	
		.00000	98-1444648				Unidad Médica Diagnóstico S.A.	COL	NIA	Colmedica Medicina Prepagada S.A.	Ownership	92.380	UnitedHealth Group Incorporated	N	
		.00000	98-1444648				Unidad Médica Diagnóstico S.A.	COL	NIA	Banmedica Internacional SpA	Ownership	7.620	UnitedHealth Group Incorporated	N	
.0707	UnitedHealth Group Incorporated	.91529	52-1996029				Unimerica Insurance Company	WI	IA	OptumHealth Holdings, LLC	Ownership	100.000	UnitedHealth Group Incorporated	N	
		.00000	98-1390073				Unimerica Life Insurance Company of New York	NY	IA	UnitedHealthcare Insurance Company	Ownership	100.000	UnitedHealth Group Incorporated	N	
.0707	UnitedHealth Group Incorporated	.11596	01-0637149				Unison Health Plan of Delaware, Inc.	DE	IA	Three Rivers Holdings, Inc.	Ownership	100.000	UnitedHealth Group Incorporated	N	
		.00000	20-5917714				United Behavioral Health	CA	NIA	OptumHealth Holdings, LLC	Ownership	100.000	UnitedHealth Group Incorporated	N	
		.00000	94-2649097												

STATEMENT AS OF SEPTEMBER 30, 2021 OF THE UnitedHealthcare of Wisconsin, Inc.

SCHEDULE Y
PART 1A - DETAIL OF INSURANCE HOLDING COMPANY SYSTEM

1	2	3	4	5	6	7	8	9	10	11	12	13	14	15	16
Group Code	Group Name	NAIC Company Code	ID Number	Federal RSSD	CIK	Name of Securities Exchange if Publicly Traded (U.S. or International)	Names of Parent, Subsidiaries Or Affiliates	Domi-ciliary Location	Relation-ship to Reporting Entity	Directly Controlled by (Name of Entity/Person)	Type of Control (Ownership, Board, Management, Attorney-in-Fact, Influence, Other)	If Control is Ownership Provide Percentage	Ultimate Controlling Entity(ies)/Person(s)	Is an SCA Filing Re-quired? (Y/N)	*
		.00000	41-1868911				United Behavioral Health of New York, I.P.A., Inc.	NY	NIA	United Behavioral Health	Ownership	100.000	UnitedHealth Group Incorporated	N	
		.00000	75-2583080				United Group Reinsurance, Inc.	TC	NIA	HealthMarkets, LLC	Ownership	100.000	UnitedHealth Group Incorporated	N	
		.00000	41-1289245	3410132			United HealthCare Services, Inc.	MIN	UIP	UnitedHealth Group Incorporated	Ownership	100.000	UnitedHealth Group Incorporated	N	
		.00000	30-0318238				United Resource Networks IPA of New York, Inc.	NY	NIA	OptumHealth Care Solutions, LLC	Ownership	100.000	UnitedHealth Group Incorporated	N	
		.00000	01-0538317				UnitedHealth Advisors, LLC	ME	NIA	United HealthCare Services, Inc.	Ownership	100.000	UnitedHealth Group Incorporated	N	
		.00000	41-1321939	4665014	0000731766	New York Stock Exchange	UnitedHealth Group Incorporated	DE	UIP	Self	Ownership	100.000	UnitedHealth Group Incorporated	N	
		.00000	98-1422474				UnitedHealth Group International Finance (Ireland) Unlimited Company	IRL	NIA	UnitedHealthcare Europe S.á r.l.	Ownership	100.000	UnitedHealth Group Incorporated	N	
		.00000	46-3311984				UnitedHealth Group Ventures, LLC	DE	NIA	UnitedHealth Group Incorporated	Ownership	100.000	UnitedHealth Group Incorporated	N	
		.00000	41-1917398				UnitedHealth International, Inc.	DE	NIA	UnitedHealth Group Incorporated	Ownership	100.000	UnitedHealth Group Incorporated	N	
		.00000	26-2574977				UnitedHealth Military & Veterans Services, LLC	DE	NIA	United HealthCare Services, Inc.	Ownership	100.000	UnitedHealth Group Incorporated	N	
.0707	UnitedHealth Group Incorporated	95174	33-0115163				UnitedHealthcare Benefits of Texas, Inc.	TX	IA	United HealthCare Services, Inc.	Ownership	100.000	UnitedHealth Group Incorporated	N	
		.00000	47-3221444				UnitedHealthcare Benefits Plan of California	CA	IA	United HealthCare Services, Inc.	Ownership	100.000	UnitedHealth Group Incorporated	N	
		.00000	46-4348775				UnitedHealthcare Community Plan of California, Inc.	CA	IA	United HealthCare Services, Inc.	Ownership	100.000	UnitedHealth Group Incorporated	N	
.0707	UnitedHealth Group Incorporated	.13168	26-2688274				UnitedHealthcare Community Plan of Georgia, Inc.	GA	IA	AmeriChoice Corporation	Ownership	100.000	UnitedHealth Group Incorporated	N	
.0707	UnitedHealth Group Incorporated	.12323	56-2451429				UnitedHealthcare Community Plan of Ohio, Inc.	OH	IA	Three Rivers Holdings, Inc.	Ownership	100.000	UnitedHealth Group Incorporated	N	
.0707	UnitedHealth Group Incorporated	.11141	91-2008361				UnitedHealthcare Community Plan of Texas, L.L.C.	TX	IA	Ovations, Inc.	Ownership	100.000	UnitedHealth Group Incorporated	N	
.0707	UnitedHealth Group Incorporated	.95467	38-3204052				UnitedHealthcare Community Plan, Inc.	MI	IA	AmeriChoice Corporation	Ownership	100.000	UnitedHealth Group Incorporated	N	
		.00000	98-1200034				UnitedHealthcare Consulting & Assistance Service (Beijing) Co., Ltd.	CHN	NIA	UnitedHealthcare International I B.V.	Ownership	100.000	UnitedHealth Group Incorporated	N	
		.00000	98-1199879				UnitedHealthcare Europe S.á r.l.	LUX	NIA	Bordeaux UK Holdings II Limited	Ownership	100.000	UnitedHealth Group Incorporated	N	
		.00000	98-1104429				UnitedHealthcare Global Canada Limited	CAN	NIA	UnitedHealthcare International I B.V.	Ownership	100.000	UnitedHealth Group Incorporated	N	
		.00000	98-1029201				UnitedHealthcare Global Medical (UK) Limited	GBR	NIA	UnitedHealthcare International I B.V.	Ownership	100.000	UnitedHealth Group Incorporated	N	
.0707	UnitedHealth Group Incorporated	.79413	36-2739571				UnitedHealthcare Insurance Company	CT	IA	UHC Holdings, Inc.	Ownership	100.000	UnitedHealth Group Incorporated	N	
		.84549	38-2044243				UnitedHealthcare Insurance Company of America	IL	IA	Symphonix Health Holdings LLC	Ownership	100.000	UnitedHealth Group Incorporated	N	
.0707	UnitedHealth Group Incorporated	.60318	36-3800349				UnitedHealthcare Insurance Company of Illinois	IL	IA	UnitedHealthcare Insurance Company	Ownership	100.000	UnitedHealth Group Incorporated	N	
.0707	UnitedHealth Group Incorporated	.60093	11-3283886				UnitedHealthcare Insurance Company of New York	NY	IA	UnitedHealthcare Insurance Company	Ownership	100.000	UnitedHealth Group Incorporated	N	
.0707	UnitedHealth Group Incorporated	.12231	20-1902768				UnitedHealthcare Insurance Company of the River Valley	IL	IA	UnitedHealthcare, Inc.	Ownership	100.000	UnitedHealth Group Incorporated	N	
		.00000	98-1372065				UnitedHealthcare Insurance Designated Activity Company	IRL	NIA	UHC Holdings (Ireland) Limited	Ownership	100.000	UnitedHealth Group Incorporated	N	
		.00000	86-0618309				UnitedHealthcare Integrated Services, Inc.	AZ	IA	Ovations, Inc.	Ownership	100.000	UnitedHealth Group Incorporated	N	
		.00000	41-1988797				UnitedHealthcare International Asia, LLC	DE	NIA	UnitedHealth Group Incorporated	Ownership	100.000	UnitedHealth Group Incorporated	N	
		.00000	98-1100512				UnitedHealthcare International I B.V.	NLD	NIA	FrontierMEDEX US, Inc.	Ownership	100.000	UnitedHealth Group Incorporated	N	
		.00000	98-1079459				UnitedHealthcare International II S.á r.l.	LUX	NIA	Bordeaux UK Holdings I Limited	Ownership	100.000	UnitedHealth Group Incorporated	N	
		.00000	98-1340853				UnitedHealthcare International III B.V.	NLD	NIA	UnitedHealthcare Europe S.á r.l.	Ownership	100.000	UnitedHealth Group Incorporated	N	
		.00000	98-1077436				UnitedHealthcare International III S.á r.l.	LUX	NIA	Optum Services (Ireland) Limited	Ownership	100.000	UnitedHealth Group Incorporated	N	
		.00000	98-1080926				UnitedHealthcare International IV S.á r.l.	LUX	NIA	UnitedHealthcare International VIII S.á r.l.	Ownership	100.000	UnitedHealth Group Incorporated	N	
		.00000	98-1372060				UnitedHealthcare International VII S.á r.l.	LUX	NIA	UHC Finance (Ireland) Unlimited Company	Ownership	100.000	UnitedHealth Group Incorporated	N	
		.00000	98-1372062				UnitedHealthcare International VIII S.á r.l.	LUX	NIA	UnitedHealthcare International X S.á r.l.	Ownership	100.000	UnitedHealth Group Incorporated	N	

16.32

STATEMENT AS OF SEPTEMBER 30, 2021 OF THE UnitedHealthcare of Wisconsin, Inc.

SCHEDULE Y
PART 1A - DETAIL OF INSURANCE HOLDING COMPANY SYSTEM

1	2	3	4	5	6	7	8	9	10	11	12	13	14	15	16
Group Code	Group Name	NAIC Company Code	ID Number	Federal RSSD	CIK	Name of Securities Exchange if Publicly Traded (U.S. or International)	Names of Parent, Subsidiaries Or Affiliates	Domi-ciliary Location	Relation-ship to Reporting Entity	Directly Controlled by (Name of Entity/Person)	Type of Control (Ownership, Board, Management, Attorney-in-Fact, Influence, Other)	If Control is Ownership Provide Percentage	Ultimate Controlling Entity(ies)/Person(s)	Is an SCA Filing Re-quired? (Y/N)	*
		00000	98-1443728				UnitedHealthcare International X S.à r.l.	LUX	NIA	UnitedHealthcare International III S.à r.l.	Ownership	100.000	UnitedHealth Group Incorporated	N	
.0707	UnitedHealth Group Incorporated	97179	86-0207231				UnitedHealthcare Life Insurance Company	WI	IA	Golden Rule Financial Corporation	Ownership	100.000	UnitedHealth Group Incorporated	N	
.0707	UnitedHealth Group Incorporated	95784	63-0899562				UnitedHealthcare of Alabama, Inc.	AL	IA	UnitedHealthcare, Inc.	Ownership	100.000	UnitedHealth Group Incorporated	N	
.0707	UnitedHealth Group Incorporated	96016	86-0507074				UnitedHealthcare of Arizona, Inc.	AZ	IA	UnitedHealthcare, Inc.	Ownership	100.000	UnitedHealth Group Incorporated	N	
.0707	UnitedHealth Group Incorporated	95446	63-1036819				UnitedHealthcare of Arkansas, Inc.	AR	IA	UnitedHealthcare, Inc.	Ownership	100.000	UnitedHealth Group Incorporated	N	
.0707	UnitedHealth Group Incorporated	95090	84-1004639				UnitedHealthcare of Colorado, Inc.	CO	IA	UnitedHealthcare, Inc.	Ownership	100.000	UnitedHealth Group Incorporated	N	
.0707	UnitedHealth Group Incorporated	95264	59-1293865				UnitedHealthcare of Florida, Inc.	FL	IA	UnitedHealthcare, Inc.	Ownership	100.000	UnitedHealth Group Incorporated	N	
.0707	UnitedHealth Group Incorporated	95850	58-1653544				UnitedHealthcare of Georgia, Inc.	GA	IA	UnitedHealthcare, Inc.	Ownership	100.000	UnitedHealth Group Incorporated	N	
.0707	UnitedHealth Group Incorporated	95776	36-3280214				UnitedHealthcare of Illinois, Inc.	IL	IA	UnitedHealthcare, Inc.	Ownership	100.000	UnitedHealth Group Incorporated	N	
.0707	UnitedHealth Group Incorporated	96644	62-1240316				UnitedHealthcare of Kentucky, Inc.	KY	IA	UnitedHealthcare, Inc.	Ownership	5.828	UnitedHealth Group Incorporated	N	
.0707	UnitedHealth Group Incorporated	96644	62-1240316				UnitedHealthcare of Kentucky, Ltd.	KY	IA	United HealthCare Services, Inc.	Ownership	94.172	UnitedHealth Group Incorporated	N	
.0707	UnitedHealth Group Incorporated	95833	72-1074008				UnitedHealthcare of Louisiana, Inc.	LA	IA	UnitedHealthcare, Inc.	Ownership	100.000	UnitedHealth Group Incorporated	N	
.0707	UnitedHealth Group Incorporated	95716	63-1036817				UnitedHealthcare of Mississippi, Inc.	MS	IA	UnitedHealthcare, Inc.	Ownership	100.000	UnitedHealth Group Incorporated	N	
.0707	UnitedHealth Group Incorporated	95149	05-0413469				UnitedHealthcare of New England, Inc.	RI	IA	United HealthCare Services, Inc.	Ownership	100.000	UnitedHealth Group Incorporated	N	
.0707	UnitedHealth Group Incorporated	13214	26-2697886				UnitedHealthcare of New Mexico, Inc.	NM	IA	UnitedHealthcare Insurance Company	Ownership	100.000	UnitedHealth Group Incorporated	N	
.0707	UnitedHealth Group Incorporated	95085	06-1172891				UnitedHealthcare of New York, Inc.	NY	IA	AmeriChoice Corporation	Ownership	100.000	UnitedHealth Group Incorporated	N	
.0707	UnitedHealth Group Incorporated	95103	56-1461010				UnitedHealthcare of North Carolina, Inc.	NC	IA	UnitedHealthcare, Inc.	Ownership	100.000	UnitedHealth Group Incorporated	N	
.0707	UnitedHealth Group Incorporated	95186	31-1142815				UnitedHealthcare of Ohio, Inc.	OH	IA	United HealthCare Services, Inc.	Ownership	100.000	UnitedHealth Group Incorporated	N	
.0707	UnitedHealth Group Incorporated	96903	33-0115166				UnitedHealthcare of Oklahoma, Inc.	OK	IA	United HealthCare Services, Inc.	Ownership	100.000	UnitedHealth Group Incorporated	N	
.0707	UnitedHealth Group Incorporated	95893	93-0938819				UnitedHealthcare of Oregon, Inc.	OR	IA	United HealthCare Services, Inc.	Ownership	100.000	UnitedHealth Group Incorporated	N	
.0707	UnitedHealth Group Incorporated	95220	25-1756858				UnitedHealthcare of Pennsylvania, Inc.	PA	IA	Three Rivers Holdings, Inc.	Ownership	100.000	UnitedHealth Group Incorporated	N	
.0707	UnitedHealth Group Incorporated	16740	35-2674992				UnitedHealthcare of South Carolina, Inc.	SC	IA	UnitedHealthcare, Inc.	Ownership	100.000	UnitedHealth Group Incorporated	N	
.0707	UnitedHealth Group Incorporated	95765	95-3939697				UnitedHealthcare of Texas, Inc.	TX	IA	UnitedHealthcare, Inc.	Ownership	100.000	UnitedHealth Group Incorporated	N	
.0707	UnitedHealth Group Incorporated	95025	52-1130183				UnitedHealthcare of the Mid-Atlantic, Inc.	MD	IA	UnitedHealthcare, Inc.	Ownership	100.000	UnitedHealth Group Incorporated	N	
.0707	UnitedHealth Group Incorporated	95591	47-0676824				UnitedHealthcare of the Midlands, Inc.	NE	IA	UnitedHealthcare, Inc.	Ownership	100.000	UnitedHealth Group Incorporated	N	
.0707	UnitedHealth Group Incorporated	96385	43-1361841				UnitedHealthcare of the Midwest, Inc.	MO	IA	UnitedHealthcare, Inc.	Ownership	100.000	UnitedHealth Group Incorporated	N	
.0707	UnitedHealth Group Incorporated	95685	86-0875231				UnitedHealthcare of the Rockies, Inc.	UT	IA	United HealthCare Services, Inc.	Ownership	100.000	UnitedHealth Group Incorporated	N	
.0707	UnitedHealth Group Incorporated	95501	41-1488563				UnitedHealthcare of Utah, Inc.	UT	IA	UnitedHealthcare, Inc.	Ownership	100.000	UnitedHealth Group Incorporated	N	
.0707	UnitedHealth Group Incorporated	48038	91-1312551				UnitedHealthcare of Washington, Inc.	WA	IA	United HealthCare Services, Inc.	Ownership	100.000	UnitedHealth Group Incorporated	N	
.0707	UnitedHealth Group Incorporated	95710	39-1555888				UnitedHealthcare of Wisconsin, Inc.	WI	RE	UnitedHealthcare, Inc.	Ownership	100.000	UnitedHealth Group Incorporated	N	
.0707	UnitedHealth Group Incorporated	95378	36-3379945				UnitedHealthcare Plan of the River Valley, Inc.	IL	IA	UnitedHealthcare, Inc.	Ownership	100.000	UnitedHealth Group Incorporated	N	
		00000	47-0854646				UnitedHealthcare Service LLC	DE	NIA	UnitedHealthcare Insurance Company	Ownership	100.000	UnitedHealth Group Incorporated	N	
		00000	01-0518346				UnitedHealthcare Specialty Benefits, LLC	ME	NIA	Specialty Benefits, LLC	Ownership	100.000	UnitedHealth Group Incorporated	N	
		00000	41-1922511				UnitedHealthcare, Inc.	DE	UDP	United HealthCare Services, Inc.	Ownership	100.000	UnitedHealth Group Incorporated	N	
		00000	27-0815205				Unity Health Network, LLC	DE	NIA	Collaborative Care Holdings, LLC	Ownership	80.100	UnitedHealth Group Incorporated	N	
		00000	26-4219191				UpFront Insurance Agency, LLC	MN	NIA	Optum Labs, LLC	Ownership	100.000	UnitedHealth Group Incorporated	N	
		00000	83-4657754				Upland Holdings, LLC	CA	NIA	NSC Upland, LLC	Ownership	58.991	UnitedHealth Group Incorporated	N	
		00000	33-0812827				Upland Outpatient Surgical Center, L.P.	CA	NIA	Upland Holdings, LLC	Ownership	51.000	UnitedHealth Group Incorporated	N	
		00000	26-0382877				Urgent Care Holdings, Inc.	DE	NIA	Optum Clinics Intermediate Holdings, Inc.	Ownership	100.000	UnitedHealth Group Incorporated	N	
		00000	26-3667220				Urgent Care MSO, LLC	DE	NIA	Urgent Care Holdings, Inc.	Ownership	100.000	UnitedHealth Group Incorporated	N	
		00000	75-2613230				Urology Associates of North Texas, P.L.L.C.	TX	NIA	USMD Affiliated Services	Ownership	100.000	UnitedHealth Group Incorporated	N	
		00000	20-3887008				USHEALTH Academy, Inc.	TX	NIA	USHEALTH Group, Inc.	Ownership	100.000	UnitedHealth Group Incorporated	N	
		00000	26-4163593				USHEALTH Administrators, LLC	DE	NIA	USHEALTH Group, Inc.	Ownership	100.000	UnitedHealth Group Incorporated	N	
		00000	26-3887598				USHEALTH Advisors, LLC	TX	NIA	USHEALTH Career Agency, Inc.	Ownership	100.000	UnitedHealth Group Incorporated	N	
		00000	75-2192748				USHEALTH Career Agency, Inc.	DE	NIA	USHEALTH Group, Inc.	Ownership	100.000	UnitedHealth Group Incorporated	N	
		00000	75-2225185				USHEALTH Funding, Inc.	DE	NIA	USHEALTH Group, Inc.	Ownership	100.000	UnitedHealth Group Incorporated	N	
		00000	73-1165000				USHEALTH Group, Inc.	DE	NIA	Golden Rule Financial Corporation	Ownership	100.000	UnitedHealth Group Incorporated	N	
		00000	20-8048861				USMD Administrative Services, L.L.C.	TX	NIA	USMD Inc.	Ownership	100.000	UnitedHealth Group Incorporated	N	
		00000	27-2956222				USMD Affiliated Services	TX	NIA	USMD Inc.	Ownership	100.000	UnitedHealth Group Incorporated	N	
		00000	27-2803133				USMD Diagnostic Services, LLC	TX	NIA	WellMed Networks, Inc.	Ownership	100.000	UnitedHealth Group Incorporated	N	1
		00000	27-2866866				USMD Holdings, Inc.	DE	NIA	WellMed Medical Management, Inc.	Ownership	100.000	UnitedHealth Group Incorporated	N	
		00000	73-1662763				USMD Hospital at Arlington, L.P.	TX	NIA	MAT-RX DEVELOPMENT, L.L.C.	Ownership	45.396	UnitedHealth Group Incorporated	N	1

16-33

SCHEDULE Y
PART 1A - DETAIL OF INSURANCE HOLDING COMPANY SYSTEM

1	2	3	4	5	6	7	8	9	10	11	12	13	14	15	16
Group Code	Group Name	NAIC Company Code	ID Number	Federal RSSD	CIK	Name of Securities Exchange if Publicly Traded (U.S. or International)	Names of Parent, Subsidiaries Or Affiliates	Domiciliary Location	Relationship to Reporting Entity	Directly Controlled by (Name of Entity/Person)	Type of Control (Ownership, Board, Management, Attorney-in-Fact, Influence, Other)	If Control is Ownership Provide Percentage	Ultimate Controlling Entity(ies)/Person(s)	Is an SCA Filing Required? (Y/N)	*
		.00000	20-3571243				USMD Hospital at Fort Worth, L.P.	TX	NIA	MAT-RX DEVELOPMENT, L.L.C.	Ownership	20.024	UnitedHealth Group Incorporated	.N	.1
		.00000	20-8050318				USMD Inc.	TX	NIA	USMD Holdings, Inc.	Ownership	100.000	UnitedHealth Group Incorporated	.N	
		.00000	73-1662757				USMD of Arlington GP, L.L.C.	TX	NIA	MAT-RX DEVELOPMENT, L.L.C.	Ownership	100.000	UnitedHealth Group Incorporated	.N	.1
		.00000	35-2446102				USMD PPM, LLC	TX	NIA	USMD Inc.	Ownership	100.000	UnitedHealth Group Incorporated	.N	
		.00000	87-0757396				Valley Physicians Network, Inc.	CA	NIA	PrimeCare Medical Network, Inc.	Ownership	100.000	UnitedHealth Group Incorporated	.N	
		.00000	85-0780051				Vascular Labs of the Rockies ASC, LLC	DE	NIA	SCA-VLR Holdings Company, LLC	Ownership	51.000	UnitedHealth Group Incorporated	.N	
		.00000	81-2820395				Via Vitae MSO, LLC	DE	NIA	OC Cardiology Practice Partners, LLC	Ownership	70.000	UnitedHealth Group Incorporated	.N	
		.00000	98-1443076				Vida Integra S.p.A.	CHL	NIA	Saden S.A.	Ownership	0.000	UnitedHealth Group Incorporated	.N	
		.00000	98-1443076				Vida Integra S.p.A.	CHL	NIA	Banmedica S.A.	Ownership	100.000	UnitedHealth Group Incorporated	.N	
		.00000					Vida Tres S.A.	CHL	NIA	Clinica Dávila y Servicios Médicos S.p.A.	Ownership	0.000	UnitedHealth Group Incorporated	.N	
		.00000					Vida Tres S.A.	CHL	NIA	Banmedica S.A.	Ownership	100.000	UnitedHealth Group Incorporated	.N	
		.00000	85-2778858				Virtua-SCA Holdings II, LLC	DE	NIA	SCA Outside New Jersey, LLC	Ownership	45.000	UnitedHealth Group Incorporated	.N	.2
		.00000	47-4149749				Virtual Therapeutics Corporation	DE	NIA	Optum Labs, LLC	Ownership	5.613	UnitedHealth Group Incorporated	.N	
		.00000	47-4149749				Virtual Therapeutics Corporation	DE	NIA	United HealthCare Services, Inc.	Ownership	36.552	UnitedHealth Group Incorporated	.N	
		.00000	47-4149749				Virtual Therapeutics Corporation	DE	NIA	UnitedHealth Group Ventures, LLC	Ownership	41.670	UnitedHealth Group Incorporated	.N	
		.00000	85-1453387				Vitucci, LCSW, P.C.	IL	NIA	Physician(s) Owned	Influence	0.000	UnitedHealth Group Incorporated	.N	.1
		.00000					Vivify Health Canada, Inc.	CAN	NIA	Vivify Health, Inc.	Ownership	100.000	UnitedHealth Group Incorporated	.N	
		.00000	27-1348358				Vivify Health, Inc.	DE	NIA	OptumHealth Care Solutions, LLC	Ownership	100.000	UnitedHealth Group Incorporated	.N	
		.00000	46-1558718				VPay Benefits Corporation	TX	NIA	VPay, Inc.	Ownership	100.000	UnitedHealth Group Incorporated	.N	
		.00000	85-4390422				VPay Intermediate Holdings, LLC	DE	NIA	Optum Financial, Inc.	Ownership	100.000	UnitedHealth Group Incorporated	.N	
		.00000	75-2405220				VPay, Inc.	TX	NIA	VPay Intermediate Holdings, LLC	Ownership	100.000	UnitedHealth Group Incorporated	.N	
		.00000	36-4499777				Walnut Hill Surgery Center, LLC	TX	NIA	Surgical Care Affiliates, LLC	Influence	0.000	UnitedHealth Group Incorporated	.N	
		.00000	36-3469841				Wauwatosa Outpatient Surgery Center, LLC	DE	NIA	Surgery Centers-West Holdings, LLC	Ownership	100.000	UnitedHealth Group Incorporated	.N	
		.00000	36-3469839				Wauwatosa Surgery Center, LLC	DE	NIA	Wauwatosa Outpatient Surgery Center, LLC	Ownership	20.000	UnitedHealth Group Incorporated	.N	.2
		.00000	20-5429310				Wayland Square Surgicare Acquisition, L.P.	RI	NIA	Surgery Center Holding, LLC	Ownership	1.000	UnitedHealth Group Incorporated	.N	
		.00000	20-5429310				Wayland Square Surgicare Acquisition, L.P.	RI	NIA	SC Affiliates, LLC	Ownership	99.000	UnitedHealth Group Incorporated	.N	
		.00000	75-2500274				Wayland Square Surgicare GP, Inc.	RI	NIA	Surgery Center Holding, LLC	Ownership	100.000	UnitedHealth Group Incorporated	.N	
		.00000	46-2854394				Waypoint Minnesota PC	MN	NIA	Physician(s) Owned	Influence	0.000	UnitedHealth Group Incorporated	.N	.1
		.00000	46-2859426				Waypoint Minnesota Sports PC	MN	NIA	Orthology Inc.	Ownership	100.000	UnitedHealth Group Incorporated	.N	
		.00000	84-2233329				WellMed Florida Medicare ACO, LLC	TX	NIA	WellMed Network of Florida, Inc.	Ownership	100.000	UnitedHealth Group Incorporated	.N	.1
		.00000	84-2178104				WellMed Greater Texas Medicare ACO, LLC	TX	NIA	WellMed Networks, Inc.	Ownership	100.000	UnitedHealth Group Incorporated	.N	.1
		.00000	74-2574229				WellMed Medical Group, P.A.	TX	NIA	Physician(s) Owned	Influence	0.000	UnitedHealth Group Incorporated	.N	.1
		.00000	74-2797745				WellMed Medical Management of Florida, Inc.	FL	NIA	WellMed Medical Management, Inc.	Ownership	100.000	UnitedHealth Group Incorporated	.N	
		.00000	74-2786364				WellMed Medical Management, Inc.	TX	NIA	Collaborative Care Holdings, LLC	Ownership	85.000	UnitedHealth Group Incorporated	.N	
		.00000	35-2314192				WellMed Network of Florida, Inc.	TX	NIA	WellMed Networks, Inc.	Ownership	100.000	UnitedHealth Group Incorporated	.N	.1
		.00000	41-2250215				WellMed Networks - DFW, Inc.	TX	NIA	WellMed Networks, Inc.	Ownership	100.000	UnitedHealth Group Incorporated	.N	.1
		.00000	74-2889447				WellMed Networks, Inc.	TX	NIA	Physician(s) Owned	Influence	0.000	UnitedHealth Group Incorporated	.N	.1
		.00000	92-0183013				WellMed of Las Cruces, Inc.	TX	NIA	WellMed Networks, Inc.	Ownership	100.000	UnitedHealth Group Incorporated	.N	.1
		.00000	84-2193803				WellMed Tampa/Orlando Medicare ACO, LLC	TX	NIA	WellMed Network of Florida, Inc.	Ownership	100.000	UnitedHealth Group Incorporated	.N	.1
		.00000	84-2219968				WellMed Texas Medicare ACO, LLC	TX	NIA	WellMed Networks, Inc.	Ownership	100.000	UnitedHealth Group Incorporated	.N	.1
		.00000	27-2809113				West Coast Endoscopy Holdings, LLC	DE	NIA	SCA Surgery Holdings, LLC	Ownership	100.000	UnitedHealth Group Incorporated	.N	
		.00000	06-1521999				Western Connecticut Orthopedic Surgical Center, LLC	CT	NIA	SCA-Western Connecticut, LLC	Ownership	58.911	UnitedHealth Group Incorporated	.N	
		.00000	47-4468184				Westgreen Surgical Center, LLC	TX	NIA	SCA Westgreen Holdings, LLC	Ownership	51.001	UnitedHealth Group Incorporated	.N	
		.00000	85-3312235				WestHealth JV Holdings, LLC	DE	NIA	SCA West Health Holdings, LLC	Ownership	30.000	UnitedHealth Group Incorporated	.N	.2
		.00000	37-1763155				WestHealth Surgery Center, LLC	MN	NIA	WestHealth JV Holdings, LLC	Ownership	51.000	UnitedHealth Group Incorporated	.N	.2
		.00000	45-0636596				WESTMED Practice Partners LLC	DE	NIA	Collaborative Care Holdings, LLC	Ownership	100.000	UnitedHealth Group Incorporated	.N	
		.00000	27-4816583				Wilson Creek Surgical Center, LLC	TX	NIA	Surgical Care Affiliates, LLC	Influence	0.000	UnitedHealth Group Incorporated	.N	
		.00000	46-5548304				Winchester Endoscopy, LLC	IL	NIA	SCA-Winchester, LLC	Ownership	51.000	UnitedHealth Group Incorporated	.N	
		.00000	62-1525776				Winter Park Surgery Center, L.P.	TN	NIA	Winter Park, LLC	Ownership	35.500	UnitedHealth Group Incorporated	.N	.2
		.00000	62-1525776				Winter Park Surgery Center, L.P.	TN	NIA	SCA-Winter Park, Inc.	Ownership	1.000	UnitedHealth Group Incorporated	.N	.2
		.00000	62-1587564				Winter Park, LLC	TN	NIA	SCA-Winter Park, Inc.	Ownership	51.000	UnitedHealth Group Incorporated	.N	
		.00000	45-2158334				WIND Medical, PLLC	TX	NIA	WellMed Networks, Inc.	Ownership	100.000	UnitedHealth Group Incorporated	.N	.1
		.00000	85-3366699				Woodbury Surgery Center, LLC	MN	NIA	SCA Woodbury Holdings, LLC	Ownership	51.000	UnitedHealth Group Incorporated	.N	.2

SCHEDULE Y
PART 1A - DETAIL OF INSURANCE HOLDING COMPANY SYSTEM

1	2	3	4	5	6	7	8	9	10	11	12	13	14	15	16
Group Code	Group Name	NAIC Company Code	ID Number	Federal RSSD	CIK	Name of Securities Exchange if Publicly Traded (U.S. or International)	Names of Parent, Subsidiaries Or Affiliates	Domi-ciliary Loca-tion	Relation-ship to Reporting Entity	Directly Controlled by (Name of Entity/Person)	Type of Control (Ownership, Board, Management, Attorney-in-Fact, Influence, Other)	If Control is Ownership Provide Percentage	Ultimate Controlling Entity(ies)/Person(s)	Is an SCA Filing Re-quired? (Y/N)	*
		.0000	45-4281054				XAS Infusion Suites, Inc.	TX	NIA	Diplomat Pharmacy, Inc.	Ownership	100.000	UnitedHealth Group Incorporated	N	
		.0000	52-2102846				XLHealth Corporation	MD	NIA	United HealthCare Services, Inc.	Ownership	100.000	UnitedHealth Group Incorporated	N	
		.0000	98-1107695				XLHealth Corporation India Private Limited	IND	NIA	UnitedHealth International, Inc.	Ownership	0.002	UnitedHealth Group Incorporated	N	
		.0000	98-1107695				XLHealth Corporation India Private Limited	IND	NIA	XLHealth Corporation	Ownership	99.998	UnitedHealth Group Incorporated	N	
		.0000	46-3537245				XLHome Michigan, P.C.	MI	NIA	Physician(s) Owned	Influence	0.000	UnitedHealth Group Incorporated	N	1
		.0000	45-5530241				XLHome Northeast, P.C.	NJ	NIA	Physician(s) Owned	Influence	0.000	UnitedHealth Group Incorporated	N	1
		.0000	46-2931689				XLHome Oklahoma, Inc.	OK	NIA	Physician(s) Owned	Influence	0.000	UnitedHealth Group Incorporated	N	1
		.0000	27-3543997				XLHome, P.C.	MD	NIA	Physician(s) Owned	Influence	0.000	UnitedHealth Group Incorporated	N	1

Asterisk	Explanation
1	Represents a physician or physicians' owned entity (with respect to the ultimate controlling entity), where the entity is deemed to be influenced by the ultimate controlling entity.
2	Represents a minority-owned entity (with respect to the controlling entity), where the entity is deemed to be influenced by the ultimate controlling entity.

SUPPLEMENTAL EXHIBITS AND SCHEDULES INTERROGATORIES

The following supplemental reports are required to be filed as part of your statement filing. However, in the event that your company does not transact the type of business for which the special report must be filed, your response of NO to the specific interrogatory will be accepted in lieu of filing a "NONE" report and a bar code will be printed below. If the supplement is required of your company but is not being filed for whatever reason enter SEE EXPLANATION and provide an explanation following the interrogatory questions.

	Response
1. Will the Medicare Part D Coverage Supplement be filed with the state of domicile and the NAIC with this statement?	NO

Explanation:

1.

Bar Code:

1. Medicare Part D Coverage Supplement [Document Identifier 365]



OVERFLOW PAGE FOR WRITE-INS

Additional Write-ins for Assets Line 25

	Current Statement Date			4 Prior Year Net Admitted Assets
	1 Assets	2 Nonadmitted Assets	3 Net Admitted Assets (Cols. 1 - 2)	
2504. Service Fee Billing	13,177	13,177	0	0
2505. Affiliated Interest Receivable	647	647	0	0
2506. Miscellaneous Receivables	6	6	0	0
2597. Summary of remaining write-ins for Line 25 from overflow page	13,830	13,830	0	0

SCHEDULE A - VERIFICATION

Real Estate

	1 Year to Date	2 Prior Year Ended December 31
1. Book/adjusted carrying value, December 31 of prior year		
2. Cost of acquired:		
2.1 Actual cost at time of acquisition		
2.2 Additional investment made after acquisition		
3. Current year change in encumbrances		
4. Total gain (loss) on disposals		
5. Deduct amounts received on disposals		
6. Total foreign exchange change in book/adjusted carrying value		
7. Deduct current year's other than temporary impairment recognized		
8. Deduct current year's depreciation		
9. Book/adjusted carrying value at the end of current period (Lines 1+2+3+4-5+6-7-8)		
10. Deduct total nonadmitted amounts		
11. Statement value at end of current period (Line 9 minus Line 10)		

NONE

SCHEDULE B - VERIFICATION

Mortgage Loans

	1 Year to Date	2 Prior Year Ended December 31
1. Book value/recorded investment excluding accrued interest, December 31 of prior year		
2. Cost of acquired:		
2.1 Actual cost at time of acquisition		
2.2 Additional investment made after acquisition		
3. Capitalized deferred interest and other		
4. Accrual of discount		
5. Unrealized valuation increase (decrease)		
6. Total gain (loss) on disposals		
7. Deduct amounts received on disposals		
8. Deduct amortization of premium and mortgage interest premium and commitment fees		
9. Total foreign exchange change in book value/recorded investment excluding accrued interest		
10. Deduct current year's other than temporary impairment recognized		
11. Book value/recorded investment excluding accrued interest at end of current period (Lines 1+2+3+4+5+6-7-8+9-10)		
12. Total valuation allowance		
13. Subtotal (Line 11 plus Line 12)		
14. Deduct total nonadmitted amounts		
15. Statement value at end of current period (Line 13 minus Line 14)		

NONE

SCHEDULE BA - VERIFICATION

Other Long-Term Invested Assets

	1 Year to Date	2 Prior Year Ended December 31
1. Book/adjusted carrying value, December 31 of prior year		
2. Cost of acquired:		
2.1 Actual cost at time of acquisition		
2.2 Additional investment made after acquisition		
3. Capitalized deferred interest and other		
4. Accrual of discount		
5. Unrealized valuation increase (decrease)		
6. Total gain (loss) on disposals		
7. Deduct amounts received on disposals		
8. Deduct amortization of premium and depreciation		
9. Total foreign exchange change in book/adjusted carrying value		
10. Deduct current year's other than temporary impairment recognized		
11. Book/adjusted carrying value at end of current period (Lines 1+2+3+4+5+6-7-8+9-10)		
12. Deduct total nonadmitted amounts		
13. Statement value at end of current period (Line 11 minus Line 12)		

NONE

SCHEDULE D - VERIFICATION

Bonds and Stocks

	1 Year to Date	2 Prior Year Ended December 31
1. Book/adjusted carrying value of bonds and stocks, December 31 of prior year	1,662,641,514	1,458,566,887
2. Cost of bonds and stocks acquired	617,919,238	628,221,963
3. Accrual of discount	445,106	980,966
4. Unrealized valuation increase (decrease)	(483,768)	32,767
5. Total gain (loss) on disposals	337,363	2,961,144
6. Deduct consideration for bonds and stocks disposed of	310,110,011	417,565,245
7. Deduct amortization of premium	11,114,708	10,002,878
8. Total foreign exchange change in book/adjusted carrying value	0	0
9. Deduct current year's other than temporary impairment recognized	52	1,068,338
10. Total investment income recognized as a result of prepayment penalties and/or acceleration fees	655,574	514,248
11. Book/adjusted carrying value at end of current period (Lines 1+2+3+4+5-6-7+8-9+10)	1,960,290,256	1,662,641,514
12. Deduct total nonadmitted amounts	0	0
13. Statement value at end of current period (Line 11 minus Line 12)	1,960,290,256	1,662,641,514

STATEMENT AS OF SEPTEMBER 30, 2021 OF THE UnitedHealthcare of Wisconsin, Inc.

SCHEDULE D - PART 1B

Showing the Acquisitions, Dispositions and Non-Trading Activity
During the Current Quarter for all Bonds and Preferred Stock by NAIC Designation

NAIC Designation	1 Book/Adjusted Carrying Value Beginning of Current Quarter	2 Acquisitions During Current Quarter	3 Dispositions During Current Quarter	4 Non-Trading Activity During Current Quarter	5 Book/Adjusted Carrying Value End of First Quarter	6 Book/Adjusted Carrying Value End of Second Quarter	7 Book/Adjusted Carrying Value End of Third Quarter	8 Book/Adjusted Carrying Value December 31 Prior Year
BONDS								
1. NAIC 1 (a)	1,541,254,721	219,674,363	127,118,486	4,649,555	1,472,376,714	1,541,254,721	1,638,460,153	1,486,723,237
2. NAIC 2 (a)	298,062,993	36,790,003	25,379,120	(8,080,535)	289,215,483	298,062,993	301,393,341	282,777,883
3. NAIC 3 (a)	67,610,150	7,133,005	3,220,440	(347,121)	61,430,244	67,610,150	71,175,594	54,709,380
4. NAIC 4 (a)	26,562,910	1,936,873	2,112,205	(129,119)	26,165,110	26,562,910	26,258,459	26,863,406
5. NAIC 5 (a)	0	0	0	0	0	0	0	0
6. NAIC 6 (a)	0	0	0	0	0	0	0	0
7. Total Bonds	1,933,490,774	265,534,244	157,830,251	(3,907,220)	1,849,187,551	1,933,490,774	2,037,287,547	1,851,073,906
PREFERRED STOCK								
8. NAIC 1	0	0	0	0	0	0	0	0
9. NAIC 2	0	0	0	0	0	0	0	0
10. NAIC 3	0	0	0	0	0	0	0	0
11. NAIC 4	0	0	0	0	0	0	0	0
12. NAIC 5	0	0	0	0	0	0	0	0
13. NAIC 6	0	0	0	0	0	0	0	0
14. Total Preferred Stock	0	0	0	0	0	0	0	0
15. Total Bonds and Preferred Stock	1,933,490,774	265,534,244	157,830,251	(3,907,220)	1,849,187,551	1,933,490,774	2,037,287,547	1,851,073,906

(a) Book/Adjusted Carrying Value column for the end of the current reporting period includes the following amount of short-term and cash equivalent bonds by NAIC designation:

NAIC 1 \$ 65,824,934 ; NAIC 2 \$ 11,172,359 ; NAIC 3 \$ 0 ; NAIC 4 \$ 0 ; NAIC 5 \$ 0 ; NAIC 6 \$ 0

S102

SCHEDULE DA - PART 1

Short-Term Investments

	1	2	3	4	5
	Book/Adjusted Carrying Value	Par Value	Actual Cost	Interest Collected Year-to-Date	Paid for Accrued Interest Year-to-Date
9199999 Totals	73,797,835	xxx	74,543,994	640,619	171,496

SCHEDULE DA - VERIFICATION

Short-Term Investments

	1	2
	Year To Date	Prior Year Ended December 31
1. Book/adjusted carrying value, December 31 of prior year	146,035,172	107,831,878
2. Cost of short-term investments acquired	69,010,369	3,867,441,093
3. Accrual of discount	64,939	142,552
4. Unrealized valuation increase (decrease)	0	0
5. Total gain (loss) on disposals	(8,036)	(39,506)
6. Deduct consideration received on disposals	140,334,840	3,828,877,517
7. Deduct amortization of premium	969,770	463,328
8. Total foreign exchange change in book/adjusted carrying value	0	0
9. Deduct current year's other than temporary impairment recognized	0	0
10. Book/adjusted carrying value at end of current period (Lines 1+2+3+4+5-6-7+8-9)	73,797,834	146,035,172
11. Deduct total nonadmitted amounts	0	0
12. Statement value at end of current period (Line 10 minus Line 11)	73,797,834	146,035,172

Schedule DB - Part A - Verification - Options, Caps, Floors, Collars, Swaps and Forwards

N O N E

Schedule DB - Part B - Verification - Futures Contracts

N O N E

Schedule DB - Part C - Section 1 - Replication (Synthetic Asset) Transactions (RSATs) Open

N O N E

Schedule DB-Part C-Section 2-Reconciliation of Replication (Synthetic Asset) Transactions Open

N O N E

Schedule DB - Verification - Book/Adjusted Carrying Value, Fair Value and Potential Exposure of
Derivatives

N O N E

SCHEDULE E - PART 2 - VERIFICATION

(Cash Equivalents)

	1	2
	Year To Date	Prior Year Ended December 31
1. Book/adjusted carrying value, December 31 of prior year	182,361,150	44,808,847
2. Cost of cash equivalents acquired	14,056,339,918	13,822,681,866
3. Accrual of discount	5,810	117,364
4. Unrealized valuation increase (decrease)	0	(46)
5. Total gain (loss) on disposals	82	2,638
6. Deduct consideration received on disposals	14,071,876,118	13,685,244,389
7. Deduct amortization of premium	8,697	5,130
8. Total foreign exchange change in book/adjusted carrying value	0	0
9. Deduct current year's other than temporary impairment recognized	0	0
10. Book/adjusted carrying value at end of current period (Lines 1+2+3+4+5-6-7+8-9)	166,822,145	182,361,150
11. Deduct total nonadmitted amounts	0	0
12. Statement value at end of current period (Line 10 minus Line 11)	166,822,145	182,361,150

Schedule A - Part 2 - Real Estate Acquired and Additions Made

NONE

Schedule A - Part 3 - Real Estate Disposed

NONE

Schedule B - Part 2 - Mortgage Loans Acquired and Additions Made

NONE

Schedule B - Part 3 - Mortgage Loans Disposed, Transferred or Repaid

NONE

Schedule BA - Part 2 - Other Long-Term Invested Assets Acquired and Additions Made

NONE

Schedule BA - Part 3 - Other Long-Term Invested Assets Disposed, Transferred or Repaid

NONE

STATEMENT AS OF SEPTEMBER 30, 2021 OF THE UnitedHealthcare of Wisconsin, Inc.

SCHEDULE D - PART 3

Show All Long-Term Bonds and Stock Acquired During the Current Quarter

1	2	3	4	5	6	7	8	9	10
CUSIP Identification	Description	Foreign	Date Acquired	Name of Vendor	Number of Shares of Stock	Actual Cost	Par Value	Paid for Accrued Interest and Dividends	NAIC Designation, NAIC Designation Modifier and SVO Administrative Symbol
912828-2P-4	US Treasury Note 1.875% 07/31/22		07/30/2021	Wells Fargo		6,616,289	6,500,000	662	1.A
912828-4D-9	US Treasury Note 2.500% 03/31/23		09/24/2021	Goldman Sachs		3,311,125	3,200,000	39,344	1.A
912828-1M8-0	US Treasury Note 2.000% 11/30/22		09/27/2021	Deutsche Bank		5,110,156	5,000,000	32,787	1.A
912828-SF-8	US Treasury Note 2.000% 02/15/22		12/03/2020	Bank New York Mellon		1,023,750	1,000,000	6,033	1.A
912828-UN-8	US Treasury Note 2.000% 02/15/23		07/26/2021	Bank New York Mellon		108,906	100,000	3,813	1.A
912828-VB-3	US Treasury Note 1.750% 05/15/23		07/15/2021	Bank New York Mellon		421,916	410,000	1,209	1.A
912828-YK-0	US Treasury Note 1.375% 10/15/22		08/20/2021	CitiGroup		6,645,180	6,550,000	31,989	1.A
91282C-BD-2	US Treasury Note 0.125% 12/31/22		08/31/2021	CitiGroup		6,700,262	6,700,000	1,434	1.A
91282C-DA-6	US Treasury Note 0.250% 09/30/23		09/29/2021	HSBC Securities Inc		2,497,852	2,500,000	0	1.A
0599999. Subtotal - Bonds - U.S. Governments						32,435,436	31,960,000	117,271	XXX
013051-EE-3	Providence of Alberta Canada Corp Note Non Call 3.350% 11/01/23	A	09/01/2021	Wells Fargo		3,300,911	3,100,000	35,194	1.D FE
1099999. Subtotal - Bonds - All Other Governments						3,300,911	3,100,000	35,194	XXX
419792-B7-0	HAWAII ST GO Cont Call MW 2.192% 10/01/32		09/30/2021	Merrill Lynch		235,000	235,000	0	1.C FE
419792-B8-8	HAWAII ST GO Cont Call MW 2.322% 10/01/33		09/30/2021	Merrill Lynch		1,175,000	1,175,000	0	1.C FE
1799999. Subtotal - Bonds - U.S. States, Territories and Possessions						1,410,000	1,410,000	0	XXX
051595-CA-2	AURORA CO WTR RE Rev Bond Cont Call MW 1.848% 08/01/32		08/20/2021	Morgan Stanley		635,000	635,000	0	1.B FE
051595-CB-0	AURORA CO WTR RE Rev Bond Cont Call MW 1.998% 08/01/33		08/20/2021	Morgan Stanley		585,000	585,000	0	1.B FE
13077D-QN-5	CALIFORNIA ST UN Rev Bond Cont Call MW 2.274% 11/01/34		07/09/2021	JP Morgan Chase		8,100,000	8,100,000	0	1.D FE
3132DM-ND-3	FHLMC Pool SD0388 MBS 3.500% 06/01/47		07/30/2021	Barclays Group Inc		3,845,170	3,491,146	339	1.A
3133AT-K3-4	FHLMC Pool Q08414 MBS 2.000% 10/01/51		09/29/2021	CitiGroup		3,506,563	3,500,000	2,528	1.A
31381E-RN-1	FNMA Pool AS4992 MBS 3.500% 05/01/45		08/23/2021	Credit Suisse		5,642,841	5,204,523	11,638	1.A
3140LN-HS-9	FNMA Pool BT0240 MBS 2.000% 09/01/51		09/29/2021	Wachovia Bank		3,305,414	3,300,000	2,383	1.A
3140M1-3G-7	FNMA Pool BU0798 MBS 2.000% 09/01/51		09/30/2021	Cantor Fitzgerald		3,510,664	3,500,000	0	1.A
3140QL-YS-9	FNMA Pool CB1620 MBS 2.000% 09/01/51		09/30/2021	Morgan Stanley		3,406,551	3,395,939	2,453	1.A
3140XC-6B-9	FNMA Pool FM8965 MBS 2.500% 10/01/51		09/27/2021	JP Morgan Chase		6,254,063	6,000,000	11,667	1.A
3140XC-NU-3	FNMA Pool FM8492 MBS 3.500% 07/01/47		08/23/2021	Credit Suisse		5,668,813	5,200,000	11,628	1.A
59335K-CU-9	MIAMI-DADE CNTY Rev Bond Cont Call 2.162% 10/01/32		08/19/2021	Wachovia Bank		3,410,000	3,410,000	0	1.F FE
59335K-CV-7	MIAMI-DADE CNTY Rev Bond Cont Call 2.312% 10/01/33		08/19/2021	Wachovia Bank		2,960,000	2,960,000	0	1.F FE
801139-AM-8	SANTA ANA CA PEN Rev Bond Cont Call MW 2.489% 08/01/33		08/26/2021	Merrill Lynch		3,195,000	3,195,000	0	1.C FE
3199999. Subtotal - Bonds - U.S. Special Revenues						54,025,079	52,476,608	42,636	XXX
00109L-AA-1	ADT SEC CORP Corp Note Call MW Prv Plc 4.125% 08/01/29		07/15/2021	Deutsche Bank		78,000	78,000	0	3.C FE
00138C-AT-5	AIG GLOBAL FUNDI Corp Note Non Call Prv Plc 0.400% 09/13/23		09/08/2021	Merrill Lynch		1,635,411	1,636,000	0	1.F FE
00440E-AP-2	ACE INA HOLDINGS Corp Note MW 10 BP 2.700% 03/13/23		09/21/2021	Stifel Nicolaus & Co.		69,385	67,000	50	1.F FE
00653V-AE-1	ADAPTHEALTH LLC Corp Note Call MW Prv Plc 5.125% 03/01/30		08/12/2021	Jefferies and Company		18,000	18,000	0	4.B FE
00914A-AP-7	AIR LEASE CORP Corp Note Call MW 0.800% 08/18/24		08/11/2021	Wachovia Bank		1,986,500	2,000,000	0	2.B FE
01741R-AL-6	ALLEGHENY TECH Corp Note Call MW 4.875% 10/01/29		09/09/2021	Merrill Lynch		18,000	18,000	0	4.C FE
01741R-AM-4	ALLEGHENY TECH Corp Note Call MW 5.125% 10/01/31		09/09/2021	Merrill Lynch		21,000	21,000	0	4.C FE
02608A-AA-7	AMERICAN FIN TR/FINAN OP Corp Note MW Prv Plc 4.500% 09/30/28		09/30/2021	Pershing		30,000	30,000	0	3.A FE
02665H-DZ-1	AMERICAN HONDA F Corp Note MW 1.300% 09/09/26		09/07/2021	BNP Paribas Securities Corp		1,219,061	1,220,000	0	1.G FE
031162-DB-3	AMGEN INC Corp Note Call MW 1.650% 08/15/28		08/05/2021	Morgan Stanley		2,777,442	2,780,000	0	2.A FE
037411-BA-2	APACHE CORP Corp Note Call MW 4.750% 04/15/43		07/08/2021	Various		26,000	26,000	283	3.A FE
037411-BC-8	APACHE CORP Corp Note Call MW 4.250% 01/15/44		07/09/2021	CitiGroup		40,449	40,000	840	3.A FE
037833-EH-9	APPLE INC Corp Note MW Call 1.400% 08/05/28		07/29/2021	Barclays Group Inc		3,392,316	3,400,000	0	1.B FE
03966V-AA-5	ARCONIC CORP Corp Note MW Call Prv Plc 6.125% 02/15/28		07/13/2021	Barclays Group Inc		77,184	72,000	1,838	3.C FE
04010L-BB-8	ARES CAPITAL CORP Corp Note Call MW 2.875% 06/15/28		08/04/2021	Wachovia Bank		3,388,968	3,300,000	16,076	2.C FE
04433L-AA-0	ASHLAND LLC Corp Note Call MW Prv Plc 3.375% 09/01/31		08/03/2021	CitiGroup		159,000	159,000	0	3.A FE
045086-AM-7	ASHTON WOODS USA Corp Note Call MW Prv Plc 4.625% 08/01/29		07/21/2021	JP Morgan Chase		18,000	18,000	0	4.A FE
045086-AP-0	ASHTON WOODS USA Corp Note Call MW Prv Plc 4.625% 04/01/30		09/09/2021	JP Morgan Chase		18,000	18,000	0	4.A FE
05369A-AL-5	AVIATION CAPITAL Corp Note Call MW Prv Plc 1.950% 09/20/26		09/15/2021	JP Morgan Chase		1,755,582	1,760,000	0	2.B FE
05565E-BW-4	BMW US CAP LLC Corp Note Call MW Prv Plc 1.250% 08/12/26		08/09/2021	Goldman Sachs		1,247,288	1,250,000	0	1.F FE
058498-AW-6	BALL CORP Corp Note Call MW 2.875% 08/15/30		07/13/2021	Market Axess		102,590	104,000	1,246	3.A FE
058498-AX-4	BALL CORP Corp Note Call MW 3.125% 09/15/31		09/09/2021	Deutsche Bank		187,000	187,000	0	3.A FE
06406R-AM-9	BANK OF NY MELLO Corp Note Call MW 1.850% 01/27/23		09/21/2021	Goldman Sachs		4,564,042	4,471,000	12,867	1.E FE
09261B-AC-4	BLACKSTONE HLDGS Corp Note Call MW Prv Plc 1.625% 08/05/28		07/29/2021	Goldman Sachs		2,273,548	2,280,000	0	1.E FE
09261X-AB-8	BLACKSTONE SEC Corp Note Call MW 2.750% 09/16/26		07/15/2021	Tax Free Exchange		2,316,372	2,300,000	20,908	2.C FE

E04

STATEMENT AS OF SEPTEMBER 30, 2021 OF THE UnitedHealthcare of Wisconsin, Inc.

SCHEDULE D - PART 3

Show All Long-Term Bonds and Stock Acquired During the Current Quarter

1	2	3	4	5	6	7	8	9	10
CUSIP Identification	Description	Foreign	Date Acquired	Name of Vendor	Number of Shares of Stock	Actual Cost	Par Value	Paid for Accrued Interest and Dividends	NAIC Designation, NAIC Designation Modifier and SVO Administrative Symbol
09261X-AF-9	BLACKSTONE SEC Corp Note Call MW Prv Plc 2.850% 09/30/28		09/27/2021	Wachovia Bank		1,799,282	1,815,000		2.C FE
110122-CY-2	BRISTOL-MYERS Corp Note Call MW 2.750% 02/15/23		08/23/2021	Market Axess		858,104	830,000	634	1.F FE
11284D-AC-9	BROOKFIELD PPTY Corp Note Call MW Prv Plc 4.500% 04/01/27		09/22/2021	Wachovia Bank		32,000	32,000		3.A FE
12008R-AP-2	BUILDERS FIRSTSO Corp Note Call MW Prv Plc 4.250% 02/01/32		07/21/2021	Merrill Lynch		29,000	29,000		3.C FE
1248EP-CP-6	COO HOLDINGS LLC Corp Note Call Prv Plc 4.250% 01/15/34		08/02/2021	Morgan Stanley		165,000	165,000		3.B FE
12654A-AA-9	CNX MID PART LP Corp Note Call MW Prv Plc 4.750% 04/15/30		09/15/2021	Wachovia Bank		17,000	17,000		4.A FE
14913R-2R-7	CATERPILLAR FINL Corp Note 0.320% 09/13/24		09/07/2021	Merrill Lynch		944,000	944,000		1.F FE
15089Q-AK-0	CELANESE US HLDS Corp Note Call MW 1.400% 08/05/26		07/29/2021	Merrill Lynch		849,142	850,000		2.C FE
16411Q-AL-5	CHENIERE ENERGYP Corp Note Call MW Prv Plc 3.250% 01/31/32		09/13/2021	RBC Capital Markets		221,000	221,000		3.B FE
16411R-AK-5	CHENIERE ENERGY Corp Note Call MW 4.625% 10/15/28		07/13/2021	Tax Free Exchange		634,110	626,000	7,077	3.C FE
165167-DG-9	CHESAPEAKE ENRGY Corp Note Call MW Prv Plc 5.875% 02/01/29		08/11/2021	CitiGroup		7,473	7,000	14	4.A FE
17328E-AA-6	Citigroup Commer CGOMT 2020-555 A OMBS Prv Plc 2.647% 12/10/41		06/30/2021	CitiGroup		0	0	(4,201)	1.D FM
18064P-AA-7	CLAR SCI HLD CRP Corp Note Call MW Prv Plc 3.875% 06/30/28		07/01/2021	Morgan Stanley		5,044	5,000	6	4.B FE
18064P-AC-3	CLAR SCI HLD CRP Corp Note Call MW Prv Plc 3.875% 07/01/28		08/23/2021	Tax Free Exchange		66,043	66,000	419	4.B FE
18539U-AE-5	CLEARWAY ENERGY Corp Note Call MW Prv Plc 3.750% 01/15/32		09/24/2021	Various		104,070	104,000		3.B FE
203372-AX-5	COMMSCOPE INC Corp Note Call MW Prv Plc 4.750% 09/01/29		08/11/2021	Merrill Lynch		90,000	90,000		4.B FE
227046-AB-5	CROCS INC Corp Note Call MW Prv Plc 4.125% 08/15/31		08/05/2021	Morgan Stanley		36,000	36,000		4.A FE
24422E-UA-5	JOHN DEERE CAP Corp Note Non Call 2.700% 01/06/23		08/27/2021	RBC Capital Markets		1,214,385	1,176,000	4,851	1.F FE
25461L-AA-0	DIRECTV HLDGS/FN Corp Note Call MW Prv Plc 5.875% 08/15/27		07/22/2021	Credit Suisse		200,000	200,000		3.B FE
26884A-BN-2	ERP OPERATING LP Corp Note Call MW 1.850% 08/01/31		08/03/2021	CitiGroup		1,164,080	1,170,000		1.G FE
26885B-AC-4	EQM MIDSTREAM PT Corp Note Call MW 5.500% 07/15/28		07/13/2021	Morgan Stanley		92,815	84,000		3.C FE
29364W-BK-3	ENTERGY LA LLC Corp Note Call 0.950% 10/01/24		09/28/2021	BNP Paribas Securities Corp		1,228,155	1,230,000		1.F FE
29449W-7M-3	EQUITABLE FINANC Corp Note Non Call Prv Plc 1.300% 07/12/26		07/07/2021	JP Morgan Chase		1,537,028	1,540,000		1.F FE
29449W-AJ-6	EQUITABLE FINANC Corp Note Non Call Prv Plc 0.800% 08/12/24		08/09/2021	Deutsche Bank		1,096,901	1,097,000		1.F FE
30231G-AR-3	EXXON MOBIL CORP Corp Note Call MW 2.726% 03/01/23		09/13/2021	Cantor Fitzgerald		1,909,465	1,909,000	2,024	1.D FE
337932-AL-1	FIRSTENERGY CORP Corp Note Call MW 2.650% 03/01/30		07/22/2021	Various		41,665	41,000	438	3.A FE
337932-AM-9	FIRSTENERGY CORP Corp Note Call MW 3.400% 03/01/50		08/05/2021	Various		105,653	105,000	1,443	3.A FE
345397-B7-7	FORD MOTOR CRED Corp Note Call MW 2.700% 08/10/26		08/05/2021	Goldman Sachs		200,000	200,000		3.A FE
354613-AL-5	FRANKLIN RES INC Corp Note Call MW 1.800% 10/30/30		08/05/2021	Merrill Lynch		3,421,285	3,500,000	15,867	1.F FE
38869A-AB-3	GRAPHIC PACKAGIN Corp Note Non Call Prv Plc 3.500% 03/15/28		07/13/2021	Barclays Group Inc.		52,707	52,000	607	3.B FE
40054P-GM-1	GOLDMAN SACHS BANK USA Cert of Deposit 0.210% 09/09/22		09/07/2021	Goldman Sachs		1,500,000	1,500,000		1.D FE
40139L-AE-3	GUARDIAN LIFE Corp Note Non Call Prv Plc 3.400% 04/25/23		08/10/2021	Calyon Securities		1,983,699	1,885,000	19,049	1.B FE
40390F-AA-8	HCRX INVESTMENTS Corp Note Call MW Prv Plc 4.500% 08/01/29		07/15/2021	Credit Suisse		60,000	60,000		4.B FE
42226A-AA-5	HEALTHQUITY INC Corp Note Call MW Prv Plc 4.500% 10/01/29		09/28/2021	JP Morgan Chase		30,000	30,000		4.C FE
428102-AE-7	HESS MIDSTREAM Corp Note Call MW Prv Plc 4.250% 02/15/30		08/02/2021	Goldman Sachs		116,000	116,000		4.C FE
437076-CH-3	HOME DEPOT INC Corp Note Call MW 1.500% 09/15/28		09/07/2021	Merrill Lynch		1,693,166	1,700,000		1.F FE
438516-OE-4	HONEYWELL INTL Corp Note Call MW 1.100% 03/01/27		08/02/2021	Merrill Lynch		1,309,712	1,310,000		1.F FE
444859-BQ-4	HUMANA INC Corp Note Call MW 1.350% 02/03/27		07/29/2021	Merrill Lynch		1,968,129	1,970,000		2.B FE
451102-CA-3	ICAHN ENTER/FIN Corp Note Call MW Prv Plc 4.375% 02/01/29		06/30/2021	CitiGroup		(254,094)	(254,000)	(5,031)	3.C FE
451102-CC-9	ICAHN ENTER/FIN Corp Note Call MW 4.375% 02/01/29		07/13/2021	Various		303,536	303,000	6,080	3.C FE
458140-BT-6	INTEL CORP Corp Note Call MW 1.600% 08/12/28		08/10/2021	Goldman Sachs		4,560,677	4,570,000		1.E FE
46647P-CM-6	JPMORGAN CHASE Corp Note Call MW 0.768% 08/09/25		08/03/2021	JP Morgan Chase		1,560,000	1,560,000		1.F FE
46647P-CP-9	JPMORGAN CHASE Corp Note Call MW 1.470% 09/22/27		09/15/2021	JP Morgan Chase		3,000,000	3,000,000		1.F FE
47232M-AF-9	JEFFERIES FIN LL Corp Not MW Call Prv Plc 5.000% 08/15/28		07/28/2021	Jefferies and Company		200,000	200,000		3.C FE
489399-AN-5	KENNEDY-WILSON Corp Note Call MW 4.750% 02/01/30		08/09/2021	Merrill Lynch		25,000	25,000		4.A FE
49446R-AY-5	KIMCO REALTY Corp Note Call MW 2.250% 12/01/31		09/13/2021	Wachovia Bank		597,216	600,000		2.A FE
50077L-BJ-4	KRAFT HEINZ FOOD Corp Note Call MW 5.500% 06/01/50		07/07/2021	CitiGroup		14,658	11,000	64	3.A FE
50190E-AB-0	LCM INVESTMENTS Corp Note Call MW Prv Plc 4.875% 05/01/29		09/14/2021	Merrill Lynch		13,260	13,000	266	4.B FE
55342U-AM-6	MPT OP PTNR/FINL Corp Note Call MW 3.500% 03/15/31		07/13/2021	Various		122,912	120,000	1,392	3.A FE
55354G-AQ-3	MSCI INC Corp Note Call MW Prv Plc 3.250% 08/15/33		08/03/2021	Morgan Stanley		171,000	171,000		3.A FE
57665R-AL-0	MATCH GROUP II Corp Note Call MW Prv Plc 4.125% 08/01/30		07/13/2021	Market Axess		87,399	85,000	1,597	3.C FE
57667J-AA-0	MATCH GROUP II Corp Note Call MW Prv Plc 3.625% 10/01/31		09/22/2021	JP Morgan Chase		49,000	49,000		3.C FE
581557-BR-5	MCKESSON CORP Corp Note Call MW 1.300% 08/15/26		08/09/2021	Barclays Group Inc.		2,279,626	2,290,000		2.A FE
59217G-EP-0	MET LIFE GLOB Corp Note Non Call Prv Plc 0.700% 09/27/24		09/21/2021	Goldman Sachs		1,609,807	1,610,000		1.D FE
59565J-AA-9	MIDAS OPOC HLDGS Corp Note Call MW Prv Plc 5.625% 08/15/29		08/12/2021	JP Morgan Chase		19,000	19,000		4.C FE
603158-AA-4	MINERALS TECHNOL Corp Note Call MW Prv Plc 5.000% 07/01/28		07/13/2021	Goldman Sachs		77,905	75,000	146	3.C FE
60783X-AA-2	MODIVCARE ESCROW Corp Note Call Prv Plc 5.000% 10/01/29		08/10/2021	Deutsche Bank		30,000	30,000		4.B FE

E04.1

STATEMENT AS OF SEPTEMBER 30, 2021 OF THE UnitedHealthcare of Wisconsin, Inc.

SCHEDULE D - PART 3

Show All Long-Term Bonds and Stock Acquired During the Current Quarter

1	2	3	4	5	6	7	8	9	10
CUSIP Identification	Description	Foreign	Date Acquired	Name of Vendor	Number of Shares of Stock	Actual Cost	Par Value	Paid for Accrued Interest and Dividends	NAIC Designation, NAIC Designation Modifier and SVO Administrative Symbol
617446-WI-2	MORGAN STANLEY Corp Note Call MW 0.529% 01/25/24		08/24/2021	Wells Fargo		1,110,944	1,111,000	506	1.F FE
61747Y-EC-5	MORGAN STANLEY Corp Note Call MW 1.512% 07/20/27		07/15/2021	Morgan Stanley		2,100,000	2,100,000		1.F FE
62482B-AA-0	MOZART DEBT MERGER SUB Corp Note MW Call Prv Plc 3.875% 04/01/29		09/30/2021	JP Morgan Chase		276,125	277,000		4.A FE
644274-AH-5	NEW ENTERPRISE Corp Note Call MW Prv Plc 5.250% 07/15/28		09/29/2021	Sun Trust		15,000	15,000		4.B FE
64952U-EG-4	NEW YORK LIFE GL Corp Note Fixed Prv Plc 1.850% 08/01/31		07/29/2021	Merrill Lynch		3,398,776	3,400,000		1.A FE
651229-AY-2	NEWELL RUBBERMAI Corp Note Call MW 6.000% 04/01/46		07/12/2021	Various		26,183	20,000	342	3.A FE
65480C-AD-7	NISSAN MOTOR ACC Corp Note Call MW Prv Plc 2.450% 09/15/28		09/13/2021	CitiGroup		899,662	890,000		2.C FE
667449-AD-4	NORTHWEST FIBER LLC/NORT Corp Note Call MW Prv Plc 4.750% 04/30/27		09/30/2021	Goldman Sachs		61,376	61,000		4.B FE
668103-AB-0	NORTHWESTERN MEM Corp Note Call MW 1.774% 07/15/31		08/03/2021	RBC Capital Markets		2,630,000	2,630,000		1.C FE
670001-AG-1	NOVELIS CORP Corp Note Call MW Prv Plc 3.250% 11/15/26		07/26/2021	Merrill Lynch		220,000	220,000		4.A FE
670001-AH-9	NOVELIS CORP Corp Note Call MW Prv Plc 3.875% 08/15/31		07/26/2021	Merrill Lynch		250,438	250,000		4.A FE
674599-DK-8	OCCIDENTAL PETE Corp Note Call MW 4.500% 07/15/44		07/13/2021	Merrill Lynch		101,281	101,000		3.B FE
68622T-AA-9	ORGANON FIN 1 Corp Note Call MW Prv Plc 4.125% 04/30/28		07/13/2021	Market Access		204,212	200,000	1,902	3.B FE
69121K-AG-9	OWL ROCK CAPITAL Corp Note Call MW 2.875% 06/11/28		08/10/2021	Merrill Lynch		1,523,460	1,525,000	8,038	2.C FE
69336V-AB-7	PGT INNOVATIONS Corp Note Call MW Prv Plc 4.375% 10/01/29		09/10/2021	Sun Trust		14,000	14,000		4.B FE
69351U-AQ-6	PPL ELECTRIC UTI Corp Note Call MW 2.500% 09/01/22		08/18/2021	Toronto Dominion Sec		1,384,630	1,380,000	15,961	1.E FE
71376L-AE-0	PERFORMANCE FOOD Corp Note Call MW Prv Plc 4.250% 08/01/29		07/12/2021	Harris Nesbitt Corp		60,000	60,000		4.B FE
72014T-AC-3	PIEDMONT HLTH Corp Note Call MW 2.044% 01/01/32		09/09/2021	RBC Capital Markets		2,150,000	2,150,000		1.E FE
72147K-AG-3	PILGRIM'S PRIDE Corp Note Call MW Prv Plc 3.500% 03/01/32		08/19/2021	Harris Nesbitt Corp		234,000	234,000		3.A FE
74153W-CP-2	PRICOA GLOB FUND Corp Note Non Call Prv Plc 1.200% 09/01/26		08/24/2021	Merrill Lynch		2,185,029	2,190,000		1.D FE
74256L-EP-0	PRINCIPAL LFE II Corp Note Non Call Prv Plc 1.250% 08/16/26		08/10/2021	BNP Paribas Securities Corp		1,662,518	1,670,000		1.E FE
74965L-AB-7	RLJ LDGING TRUST Corp Note Call MW Prv Plc 4.000% 09/15/29		09/09/2021	Wachovia Bank		44,000	44,000		3.C FE
75513E-CM-1	RAYTHEON TECH Corp Note Call MW 1.900% 09/01/31		08/04/2021	Morgan Stanley		1,849,316	1,850,000		2.A FE
77313L-AA-1	ROCKET MTGE LLC Corp Note Call MW Prv Plc 2.875% 10/15/26		09/21/2021	Morgan Stanley		86,000	86,000		3.A FE
77313L-AB-9	ROCKET MTGE LLC Corp Note Call MW Prv Plc 4.000% 10/15/33		09/21/2021	Morgan Stanley		86,000	86,000		3.A FE
773903-AK-5	ROCKWELL AUTOMAT Corp Note Call MW 0.350% 08/15/23		08/03/2021	Wells Fargo		615,704	616,000		1.F FE
78449M-AA-4	SMB Private Educ SMB 2021-D A1A ABS Prv Plc 1.340% 03/17/53		08/10/2021	Barclays Group Inc.		3,999,814	4,000,000		1.A FE
78454L-AN-0	SM ENERGY CO Corp Note Call MW 6.750% 09/15/26		07/21/2021	Various		13,535	14,000	334	4.C FE
810186-AV-8	SCOTT'S MIRACLE Corp Note Call MW Prv Plc 4.375% 02/01/32		08/10/2021	Wachovia Bank		19,000	19,000		4.A FE
82967N-BL-1	SIRIUS XM RADIO Corp Note Call MW Prv Plc 3.125% 09/01/26		08/02/2021	CitiGroup		222,000	222,000		3.C FE
82967N-BM-9	SIRIUS XM RADIO Corp Note Call MW Prv Plc 3.875% 09/01/31		08/02/2021	CitiGroup		385,000	385,000		3.C FE
83405N-AA-4	Social Professio SOFI 2021-B AFX ABS Prv Plc 1.140% 02/15/47		09/23/2021	Deutsche Bank		4,499,435	4,500,000		1.A FE
84132G-AA-7	SE ALASKA REG HC Corp Note MW 2.262% 07/01/31		09/23/2021	Merrill Lynch		2,125,000	2,125,000		1.C FE
842400-HK-2	SOUTHERN CAL ED Corp Note MW 0.975% 08/01/24		08/05/2021	JP Morgan Chase		1,919,827	1,920,000		1.G FE
845467-AQ-2	SOUTHWESTERN ENE Corp Note Call MW Prv Plc 5.375% 02/01/29		09/03/2021	Tax Free Exchange		74,014	74,000	354	3.B FE
87264A-BS-3	T-MOBILE USA INC Corp Note Call MW 2.625% 02/15/29		07/01/2021	Morgan Stanley		297,993	300,000	3,763	3.A FE
87264A-BW-4	T-MOBILE USA INC Corp Note Call MW 3.500% 04/15/31		07/01/2021	Goldman Sachs		16,520	16,000	160	3.A FE
87602L-AA-0	TAP ROCK RESOURC Corp Note Call MW Prv Plc 7.000% 10/01/26		09/22/2021	JP Morgan Chase		105,000	105,000		4.C FE
87612B-BS-0	TARGA RES PRTRNS Corp Note Call MW 4.875% 02/01/31		08/23/2021	Tax Free Exchange		86,000	86,000	256	3.A FE
88023U-AJ-0	TEMPUR SEALY INT Corp Note Call Prv Plc 3.875% 10/15/31		09/30/2021	Various		117,040	117,000	9	3.A FE
88161K-AB-1	Tesla Auto Lease TESLA 2021-B A2 ABS Prv Plc 0.360% 09/22/25		09/14/2021	Barclays Group Inc.		832,918	833,000		1.A FE
882508-BL-7	TEXAS INSTRUMENT Corp Note Call MW 1.900% 09/15/31		09/07/2021	JP Morgan Chase		3,391,670	3,400,000		1.E FE
883556-CK-6	THERMO FISHER Corp Note Call MW 1.750% 10/15/28		08/09/2021	Morgan Stanley		559,731	560,000		2.A FE
89236T-JD-8	TOYOTA MTR CRED Corp Note Non Call 0.400% 04/06/23		08/13/2021	National Financial Services Co		505,697	505,000	718	1.E FE
90138F-AD-4	Twilio Inc Corp Note Call MW 3.875% 03/15/31		07/13/2021	Various		112,975	109,000	1,419	3.C FE
90184L-AG-7	Twitter Inc Corp Note Call Prv Plc 3.875% 12/15/27		07/07/2021	Credit Suisse		27,788	26,000	67	3.B FE
90353T-AK-6	UBER TECHNOLOGIE Corp Note Call MW Prv Plc 4.500% 08/15/29		08/09/2021	Morgan Stanley		84,000	84,000		4.C FE
90932L-AG-2	UNITED AIRLINES Corp Note Call MW Prv Plc 4.375% 04/15/26		07/13/2021	Goldman Sachs		64,169	62,000	633	3.B FE
911365-BP-8	UNITED RENTAL NA Corp Note Call MW 3.750% 01/15/32		07/30/2021	Morgan Stanley		157,000	157,000		3.B FE
92328M-AA-1	VENTURE GLOBAL C Corp Note MW Call Prv Plc 3.875% 08/15/29		08/02/2021	Various		332,659	331,000		3.C FE
92328M-AB-9	VENTURE GLOBAL C Corp Note Prv Plc 4.125% 08/15/31		07/30/2021	Various		313,859	313,000		3.C FE
92552V-AL-4	VIASAT INC Corp Note Call MW Prv Plc 5.625% 04/15/27		07/13/2021	Goldman Sachs		63,591	61,000	858	3.A FE
925550-AF-2	VIAVI SOLUTIONS Corp Note Call MW Prv Plc 3.750% 10/01/29		09/24/2021	Wachovia Bank		105,184	105,000		3.B FE
92654R-AE-5	VICI PROPERTIES Corp Note Call MW Prv Plc 4.125% 08/15/30		07/13/2021	Goldman Sachs		47,137	45,000	773	3.B FE
928563-AK-1	VIMMARE INC Corp Note Call MW 1.800% 08/15/28		07/20/2021	JP Morgan Chase		3,581,316	3,600,000		2.C FE
92943G-AC-5	WR GRACE HOLDING Corp Note MW Prv Plc 5.625% 10/01/24		09/22/2021	Tax Free Exchange		312,312	297,000	7,935	4.B FE
92943G-AD-3	WR GRACE HOLDING Corp Note Call MW Prv Plc 4.875% 06/15/27		09/22/2021	Tax Free Exchange		66,154	65,000	854	4.B FE

E04.2

STATEMENT AS OF SEPTEMBER 30, 2021 OF THE UnitedHealthcare of Wisconsin, Inc.

SCHEDULE D - PART 3

Show All Long-Term Bonds and Stock Acquired During the Current Quarter

1	2	3	4	5	6	7	8	9	10
CUSIP Identification	Description	Foreign	Date Acquired	Name of Vendor	Number of Shares of Stock	Actual Cost	Par Value	Paid for Accrued Interest and Dividends	NAIC Designation, NAIC Designation Modifier and SVO Administrative Symbol
929566-AL-1	WABASH NATIONAL Corp Note Call MW Prv Plc 4.500% 10/15/28		.09/22/2021	Morgan Stanley		39,000	39,000	.0	4.B FE
978097-AG-8	WOLVERINE WORLD Corp Note Call MW Prv Plc 4.000% 08/15/29		.08/12/2021	JP Morgan Chase		46,000	46,000	.0	3.B FE
98981B-AA-0	ZI TECH LLC/ZI FIN CORP Corp Note Call MW Prv Plc 3.875% 02/01/29		.07/13/2021	Morgan Stanley		24,813	25,000	.439	4.C FE
008911-BK-4	AIR CANADA Corp Note Call MW Prv Plc 3.875% 08/15/26	A.	.07/28/2021	CitiGroup		181,148	181,000	.0	3.B FE
064159-6E-1	BANK NOVA SCOTIA Corp Note MW 0.650% 07/31/24	A.	.07/27/2021	Bank of Nova Scotia		2,277,971	2,280,000	.0	1.F FE
064159-8J-8	BANK NOVA SCOTIA Corp Note MW 0.400% 09/15/23	A.	.09/13/2021	Scotiabank Corporation		3,101,331	3,104,000	.0	1.F FE
0778FP-AG-4	BELL CANADA Corp Note Call MW 2.150% 02/15/32	A.	.08/09/2021	Toronto Dominion Sec		3,683,757	3,700,000	.0	2.A FE
36168Q-AL-8	GFL ENVIRON INC Corp Note Call MW Prv Plc 4.000% 08/01/28	A.	.09/21/2021	Barclays Group Inc.		13,000	13,000	.77	4.C FE
36168Q-AP-9	GFL ENVIRON INC Corp Note Call MW Prv Plc 4.375% 08/15/29	A.	.08/03/2021	Barclays Group Inc.		25,000	25,000	.0	4.C FE
575385-AE-9	MASONITE INTL Corp Note Call MW Prv Plc 3.500% 02/15/30	A.	.07/09/2021	Merrill Lynch		97,000	97,000	.0	3.A FE
78016E-ZT-7	ROYAL BK CANADA Corp Note MW 1.150% 07/14/26	A.	.07/07/2021	RBC Capital Markets		2,599,116	2,600,000	.0	1.F FE
78016E-ZU-4	ROYAL BK CANADA Corp Note Non Call 0.650% 07/29/24	A.	.07/26/2021	RBC Capital Markets		3,597,660	3,600,000	.0	1.F FE
22550L-2S-5	CPED SUIS NY Corp Note Non Call 1.250% 08/07/26	D.	.08/02/2021	Credit Suisse		3,392,282	3,400,000	.0	1.E FE
3899999	Subtotal - Bonds - Industrial and Miscellaneous (Unaffiliated)					135,424,223	135,148,000	152,248	XXX
8399997	Total - Bonds - Part 3					226,595,649	224,094,608	347,349	XXX
8399998	Total - Bonds - Part 5					XXX	XXX	XXX	XXX
8399999	Total - Bonds					226,595,649	224,094,608	347,349	XXX
8999997	Total - Preferred Stocks - Part 3					0	XXX	0	XXX
8999998	Total - Preferred Stocks - Part 5					XXX	XXX	XXX	XXX
8999999	Total - Preferred Stocks					0	XXX	0	XXX
9799997	Total - Common Stocks - Part 3					0	XXX	0	XXX
9799998	Total - Common Stocks - Part 5					XXX	XXX	XXX	XXX
9799999	Total - Common Stocks					0	XXX	0	XXX
9899999	Total - Preferred and Common Stocks					0	XXX	0	XXX
9999999	Totals					226,595,649	XXX	347,349	XXX

E04.3

STATEMENT AS OF SEPTEMBER 30, 2021 OF THE UnitedHealthcare of Wisconsin, Inc.

SCHEDULE D - PART 4

Show All Long-Term Bonds and Stock Sold, Redeemed or Otherwise Disposed of During the Current Quarter

1	2	3	4	5	6	7	8	9	10	Change In Book/Adjusted Carrying Value					16	17	18	19	20	21	22
										11	12	13	14	15							
CUSIP Identification	Description	Foreign	Disposal Date	Name of Purchaser	Number of Shares of Stock	Consideration	Par Value	Actual Cost	Prior Year Book/Adjusted Carrying Value	Unrealized Valuation Increase/(Decrease)	Current Year's (Amortization)/Accretion	Current Year's Other Than Temporary Impairment Recognized	Total Change in Book/Adjusted Carrying Value (11 + 12 - 13)	Total Foreign Exchange Change in Book/Adjusted Carrying Value	Book/Adjusted Carrying Value at Disposal Date	Foreign Exchange Gain (Loss) on Disposal	Realized Gain (Loss) on Disposal	Total Gain (Loss) on Disposal	Bond Interest/Stock Dividends Received During Year	Stated Contractual Maturity Date	NAIC Designation, NAIC Designation Modifier and SVO Administrative Symbol
36179M-X4-7	GNMA Pool G2 MIA0699 MBS 3.500% 01/20/43		09/01/2021	Paydown		148,422	148,422	156,829	156,519	0	(8,097)	0	(8,097)	0	148,422	0	0	0	3,456	01/20/2043	1.A
36179Q-US-1	GNMA Pool MA2073 MBS 3.500% 07/20/44		09/01/2021	Paydown		199,384	199,384	208,388	208,270	0	(8,885)	0	(8,885)	0	199,384	0	0	0	4,617	07/20/2044	1.A
36179R-7H-6	GNMA Pool MA3596 MBS 3.000% 04/20/46		09/01/2021	Paydown		78,330	78,330	80,178	80,167	0	(1,838)	0	(1,838)	0	78,330	0	0	0	1,557	04/20/2046	1.A
36179S-B7-1	GNMA Pool MA3662 MBS 3.000% 05/20/46		09/01/2021	Paydown		95,129	95,129	97,373	97,360	0	(2,232)	0	(2,232)	0	95,129	0	0	0	1,887	05/20/2046	1.A
36179S-GK-7	GNMA Pool MA3802 MBS 3.000% 07/20/46		09/01/2021	Paydown		48,657	48,657	49,805	49,799	0	(1,142)	0	(1,142)	0	48,657	0	0	0	968	07/20/2046	1.A
36181C-CF-3	GNMA Pool AE8170 MBS 4.000% 02/15/44		09/01/2021	Paydown		82,613	82,613	88,860	88,585	0	(5,972)	0	(5,972)	0	82,613	0	0	0	2,093	02/15/2044	1.A
36181C-K8-0	GNMA Pool AE8419 MBS 4.000% 06/15/44		09/01/2021	Paydown		110,495	110,495	118,931	118,931	0	(8,436)	0	(8,436)	0	110,495	0	0	0	2,762	06/15/2044	1.A
36184C-SB-2	GNMA Pool AL5914 MBS 3.500% 03/15/45		09/01/2021	Paydown		81,482	81,482	86,371	86,315	0	(4,833)	0	(4,833)	0	81,482	0	0	0	1,903	03/15/2045	1.A
36202F-LN-4	GNMA Pool 4833 SF MBS 4.000% 10/20/40		09/01/2021	Paydown		157,814	157,814	169,095	168,678	0	(10,864)	0	(10,864)	0	157,814	0	0	0	4,187	10/20/2040	1.A
36222A-RN-4	GNMA Pool 784093 MBS 5.000% 06/15/40		09/01/2021	Paydown		107,679	107,679	119,053	118,770	0	(11,091)	0	(11,091)	0	107,679	0	0	0	3,625	06/15/2040	1.A
36222A-Z8-8	GNMA Pool 784367 MBS 4.000% 03/15/44		09/01/2021	Paydown		164,781	164,781	175,054	174,877	0	(10,097)	0	(10,097)	0	164,781	0	0	0	4,272	03/15/2044	1.A
38380K-GF-6	GNMA 2017-172 PA RMBS 3.000% 02/20/47		09/01/2021	Paydown		172,649	172,649	167,955	169,522	0	3,087	0	3,087	0	172,649	0	0	0	3,410	02/20/2047	1.A
38380L-SL-2	GNMA GNR 2018-94 P RMBS 3.000% 05/20/43		09/01/2021	Paydown		76,286	76,286	75,118	75,670	0	616	0	616	0	76,286	0	0	0	1,511	05/20/2043	1.A
38381B-C3-6	GNMA GNR 2019-5 PB CMBS 3.500% 11/20/47		09/01/2021	Paydown		111,593	111,593	111,898	111,711	0	(124)	0	(124)	0	111,593	0	0	0	2,549	11/20/2047	1.A
38381X-FS-0	GNMA GNR 2019-90 EA RMBS 3.000% 04/20/49		09/01/2021	Paydown		216,579	216,579	221,249	220,098	0	(3,519)	0	(3,519)	0	216,579	0	0	0	4,226	04/20/2049	1.A
912828-4H-7	US Treasury Note 2.750% 08/15/21		08/15/2021	Maturity		3,200,000	3,200,000	3,260,250	3,219,732	0	(19,732)	0	(19,732)	0	3,200,000	0	0	0	88,000	08/15/2021	1.A
912828-S7-6	US Treasury Note 1.125% 07/31/21		07/31/2021	Maturity		3,300,000	3,300,000	3,271,383	3,291,155	0	8,845	0	8,845	0	3,300,000	0	0	0	37,125	07/31/2021	1.A
912828-YY-2	US Treasury Note 2.250% 07/31/21		07/31/2021	Maturity		6,400,000	6,400,000	6,448,250	6,413,789	0	(13,789)	0	(13,789)	0	6,400,000	0	0	0	144,000	07/31/2021	1.A
912828-Y2-0	US Treasury Note 2.625% 07/15/21		07/15/2021	Maturity		1,510,000	1,510,000	1,532,650	1,516,038	0	(6,038)	0	(6,038)	0	1,510,000	0	0	0	39,638	07/15/2021	1.A
912828-YC-8	US Treasury Note 1.500% 08/31/21		08/31/2021	Maturity		4,920,000	4,920,000	4,893,478	4,910,956	0	9,044	0	9,044	0	4,920,000	0	0	0	73,800	08/31/2021	1.A
0599999	Subtotal - Bonds - U.S. Governments					21,181,893	21,181,893	21,332,520	21,276,988	0	(95,097)	0	(95,097)	0	21,181,893	0	0	0	425,586	XXX	XXX
544646-3P-5	LOS ANGELES CA U GO Cont Call 5.000% 07/01/28		07/01/2021	Call	100,000	1,385,000	1,385,000	1,617,666	1,408,072	0	(23,072)	0	(23,072)	0	1,385,000	0	0	0	69,250	07/01/2028	1.B FE
544646-3Q-3	LOS ANGELES CA U GO Cont Call 5.000% 07/01/29		07/01/2021	Call	100,000	1,320,000	1,320,000	1,536,691	1,341,522	0	(21,522)	0	(21,522)	0	1,320,000	0	0	0	66,000	07/01/2029	1.B FE
2499999	Subtotal - Bonds - U.S. Political Subdivisions of States, Territories and Possessions					2,705,000	2,705,000	3,154,357	2,749,594	0	(44,594)	0	(44,594)	0	2,705,000	0	0	0	135,250	XXX	XXX
3128M1-TL-3	FHLMC Pool G12455 MBS 5.500% 10/01/21		09/01/2021	Paydown		23	23	23	23	0	0	0	0	0	23	0	0	0	1	10/01/2021	1.A
3128MC-JR-7	FHLMC Pool G13672 MBS 5.000% 12/01/21		09/01/2021	Paydown		67	67	71	67	0	(1)	0	(1)	0	67	0	0	0	2	12/01/2021	1.A
3128MJ-3N-8	FHLMC Pool G08804 MBS 3.500% 03/01/48		09/01/2021	Paydown		121,647	121,647	119,812	119,831	0	1,816	0	1,816	0	121,647	0	0	0	2,819	03/01/2048	1.A
3128MJ-UX-6	FHLMC Pool G08597 MBS 3.500% 07/01/44		09/01/2021	Paydown		20,772	20,772	21,285	21,269	0	(497)	0	(497)	0	20,772	0	0	0	480	07/01/2044	1.A
3128MM-K2-8	FHLMC Pool G18312 MBS 4.000% 06/01/24		09/01/2021	Paydown		11,560	11,560	12,348	11,932	0	(372)	0	(372)	0	11,560	0	0	0	308	06/01/2024	1.A
3128PQ-Z5-3	FHLMC Pool J11684 MBS 4.000% 02/01/25		09/01/2021	Paydown		6,066	6,066	6,342	6,257	0	(191)	0	(191)	0	6,066	0	0	0	162	02/01/2025	1.A
3131XJ-SD-9	FHLMC Pool ZM4444 MBS 3.500% 10/01/47		09/01/2021	Paydown		135,079	135,079	146,223	145,000	0	(11,144)	0	(11,144)	0	135,079	0	0	0	2,403	10/01/2047	1.A
3132AC-S3-5	FHLMC Pool ZT0538 MBS 3.500% 03/01/48		09/01/2021	Paydown		109,527	109,527	117,656	117,000	0	(8,129)	0	(8,129)	0	109,527	0	0	0	1,274	03/01/2048	1.A
3132AC-S7-6	FHLMC Pool ZT0542 MBS 4.000% 07/01/48		09/01/2021	Paydown		410,683	410,683	453,098	452,434	0	(41,752)	0	(41,752)	0	410,683	0	0	0	10,886	07/01/2048	1.A
3132AC-SX-9	FHLMC Pool ZT0534 MBS 3.500% 12/01/47		09/01/2021	Paydown		144,433	144,433	157,500	157,417	0	(12,984)	0	(12,984)	0	144,433	0	0	0	3,359	12/01/2047	1.A
3132AC-SZ-4	FHLMC Pool ZT0536 MBS 3.500% 03/01/48		09/01/2021	Paydown		136,779	136,779	148,576	148,385	0	(11,606)	0	(11,606)	0	136,779	0	0	0	3,168	03/01/2048	1.A
3132AD-ME-5	FHLMC Pool ZT1257 MBS 3.000% 01/01/46		09/01/2021	Paydown		78,986	78,986	86,188	86,076	0	(7,090)	0	(7,090)	0	78,986	0	0	0	1,573	01/01/2046	1.A
3132AD-TZ-1	FHLMC Pool ZT1468 MBS 3.000% 11/01/46		09/01/2021	Paydown		71,576	71,576	74,372	74,341	0	(2,765)	0	(2,765)	0	71,576	0	0	0	1,391	11/01/2046	1.A
3132AD-UB-2	FHLMC Pool ZT1478 MBS 3.500% 01/01/45		09/01/2021	Paydown		186,529	186,529	204,833	204,800	0	(18,303)	0	(18,303)	0	186,529	0	0	0	978	01/01/2045	1.A
3132DS-BE-7	FHLMC Pool SB8069 MBS 2.000% 10/01/35		09/01/2021	Paydown		382,616	382,616	397,711	397,631	0	(15,015)	0	(15,015)	0	382,616	0	0	0	5,175	10/01/2035	1.A
3132DS-N2-2	FHLMC Pool SB8509 MBS 2.000% 01/01/36		09/01/2021	Paydown		167,309	167,309	175,204	175,000	0	(7,895)	0	(7,895)	0	167,309	0	0	0	1,678	01/01/2036	1.A
3132DM-A5-4	FHLMC Pool SC0028 MBS 3.000% 08/01/48		09/01/2021	Paydown		301,610	301,610	306,936	306,906	0	(5,296)	0	(5,296)	0	301,610	0	0	0	6,016	08/01/2048	1.A
3132DM-A6-2	FHLMC Pool SD0029 MBS 3.000% 12/01/47		09/01/2021	Paydown		53,128	53,128	55,398	55,382	0	(2,255)	0	(2,255)	0	53,128	0	0	0	1,073	12/01/2047	1.A
3132DM-A8-8	FHLMC Pool SD0031 MBS 3.000% 08/01/46		09/01/2021	Paydown		5,224	5,224	5,434	5,432	0	(208)	0	(208)	0	5,224	0	0	0	103	08/01/2046	1.A
3132DM-CS-2	FHLMC Pool SD0081 MBS 3.000% 09/01/49		09/01/2021	Paydown		314,911	314,911	324,816	324,679	0	(9,768)	0	(9,768)	0	314,911	0	0	0	6,307	09/01/2049	1.A
3132DM-ND-3	FHLMC Pool SD0388 MBS 3.500% 06/01/47		09/01/2021	Paydown		104,389	104,389	114,975	114,900	0	(10,586)	0	(10,586)	0	104,389	0	0	0	304	06/01/2047	1.A FE
3132DM-RT-4	FHLMC Pool SD0498 MBS 3.000% 06/01/44		09/01/2021	Paydown		95,817	95,817	104,223	104,200	0	(8,406)	0	(8,406)	0	95,817	0	0	0	1,658	06/01/2044	1.A
3132DV-7C-3	FHLMC Pool SD8091 MBS 2.500% 09/01/50		09/01/2021	Paydown		320,015	320,015	336,416	336												

STATEMENT AS OF SEPTEMBER 30, 2021 OF THE UnitedHealthcare of Wisconsin, Inc.

SCHEDULE D - PART 4

Show All Long-Term Bonds and Stock Sold, Redeemed or Otherwise Disposed of During the Current Quarter

1	2	3	4	5	6	7	8	9	10	Change In Book/Adjusted Carrying Value					16	17	18	19	20	21	22
										11	12	13	14	15							
CUSIP Identification	Description	Foreign	Disposal Date	Name of Purchaser	Number of Shares of Stock	Consideration	Par Value	Actual Cost	Prior Year Book/Adjusted Carrying Value	Unrealized Valuation Increase/(Decrease)	Current Year's (Amortization)/Accretion	Current Year's Other Than Temporary Impairment Recognized	Total Change in Book/Adjusted Carrying Value (11 + 12 - 13)	Total Foreign Exchange Change in Book /Adjusted Carrying Value	Book/Adjusted Carrying Value at Disposal Date	Foreign Exchange Gain (Loss) on Disposal	Realized Gain (Loss) on Disposal	Total Gain (Loss) on Disposal	Bond Interest/Stock Dividends Received During Year	Stated Contractual Maturity Date	NAIC Designation, NAIC Designation Modifier and SVO Administrative Symbol
3132H7-DU-5	FHLMC Pool U99114 MBS 3.500% 02/01/44		09/01/2021	Paydown		231,994	231,994	240,693	240,597	.0	(8,603)	.0	(8,603)	.0	231,994	.0	.0	.0	5,398	02/01/2044	1.A
3132L8-SH-8	FHLMC Pool V83233 MBS 4.000% 06/01/47		09/01/2021	Paydown		73,411	73,411	75,808	75,718	.0	(2,307)	.0	(2,307)	.0	73,411	.0	.0	.0	1,934	06/01/2047	1.A
3132XU-BH-0	FHLMC Pool Q50939 MBS 3.500% 09/01/47		09/01/2021	Paydown		125,482	125,482	124,766	124,783	.0	.699	.0	.699	.0	125,482	.0	.0	.0	2,920	09/01/2047	1.A
3132XU-FH-3	FHLMC Pool Q51967 MBS 3.500% 11/01/47		09/01/2021	Paydown		94,294	94,294	92,894	92,911	.0	1,384	.0	1,384	.0	94,294	.0	.0	.0	2,144	11/01/2047	1.A
31334X-5B-1	FHLMC Pool QA1742 MBS 3.000% 08/01/49		09/01/2021	Paydown		218,989	218,989	224,601	224,524	.0	(5,535)	.0	(5,535)	.0	218,989	.0	.0	.0	4,403	08/01/2049	1.A
31334X-6B-0	FHLMC Pool QA1766 MBS 3.000% 08/01/49		09/01/2021	Paydown		68,857	68,857	70,622	70,597	.0	(1,740)	.0	(1,740)	.0	68,857	.0	.0	.0	1,274	08/01/2049	1.A
31334X-KT-5	FHLMC Pool QA1206 MBS 3.000% 07/01/49		09/01/2021	Paydown		10,322	10,322	10,647	10,647	.0	(322)	.0	(322)	.0	10,322	.0	.0	.0	216	07/01/2049	1.A
31334Y-TD-9	FHLMC Pool QA2348 MBS 3.000% 09/01/49		09/01/2021	Paydown		56,691	56,691	58,144	58,124	.0	(1,433)	.0	(1,433)	.0	56,691	.0	.0	.0	1,168	09/01/2049	1.A
31334Y-VF-1	FHLMC Pool QA2414 MBS 3.000% 09/01/49		09/01/2021	Paydown		4,339	4,339	4,500	4,498	.0	(159)	.0	(159)	.0	4,339	.0	.0	.0	77	09/01/2049	1.A
31334Y-VH-7	FHLMC Pool QA2416 MBS 3.000% 09/01/49		09/01/2021	Paydown		7,824	7,824	8,099	8,099	.0	(271)	.0	(271)	.0	7,824	.0	.0	.0	139	09/01/2049	1.A
31335A-5Z-7	FHLMC Pool G60864 MBS 3.000% 02/01/47		09/01/2021	Paydown		128,100	128,100	137,367	137,204	.0	(9,104)	.0	(9,104)	.0	128,100	.0	.0	.0	2,519	02/01/2047	1.A
31335A-WI-1	FHLMC Pool G60658 MBS 3.500% 07/01/46		09/01/2021	Paydown		94,081	94,081	104,430	.0	(10,349)	.0	(10,349)	.0	94,081	.0	.0	.0	1,913	02/01/2046	1.A	
31335A-WU-8	FHLMC Pool G60659 MBS 3.500% 08/01/46		09/01/2021	Paydown		59,874	59,874	60,257	60,240	.0	(366)	.0	(366)	.0	59,874	.0	.0	.0	1,382	08/01/2046	1.A
31335B-C9-5	FHLMC Pool G60996 MBS 3.500% 05/01/47		09/01/2021	Paydown		602,975	602,975	625,823	625,823	.0	(22,307)	.0	(22,307)	.0	602,975	.0	.0	.0	13,938	05/01/2047	1.A
31335B-DF-0	FHLMC Pool G61002 MBS 4.000% 05/01/47		09/01/2021	Paydown		168,797	168,797	179,387	179,204	.0	(10,407)	.0	(10,407)	.0	168,797	.0	.0	.0	4,445	05/01/2047	1.A
31335B-GS-8	FHLMC Pool G61365 MBS 4.500% 01/01/46		09/01/2021	Paydown		70,108	70,108	73,165	73,116	.0	(3,007)	.0	(3,007)	.0	70,108	.0	.0	.0	2,104	01/01/2046	1.A
31339S-TL-9	FHLMC Pool QA3255 MBS 3.000% 10/01/49		09/01/2021	Paydown		89,206	89,206	91,425	91,425	.0	(2,218)	.0	(2,218)	.0	89,206	.0	.0	.0	1,835	10/01/2049	1.A
3133KH-HQ-4	FHLMC Pool RA1139 MBS 3.000% 08/01/49		09/01/2021	Paydown		230,948	230,948	237,047	236,857	.0	(5,909)	.0	(5,909)	.0	230,948	.0	.0	.0	4,704	08/01/2049	1.A
3133KH-WS-1	FHLMC Pool RA2457 MBS 3.000% 04/01/50		09/01/2021	Paydown		597,149	597,149	636,261	636,261	.0	(39,112)	.0	(39,112)	.0	597,149	.0	.0	.0	12,070	04/01/2050	1.A
3133KJ-JC-0	FHLMC Pool RA3591 MBS 3.500% 09/01/50		09/01/2021	Paydown		703,703	703,703	758,845	758,733	.0	(55,030)	.0	(55,030)	.0	703,703	.0	.0	.0	15,299	09/01/2050	1.A
3133KJ-RS-3	FHLMC Pool RA3197 MBS 3.000% 08/01/50		09/01/2021	Paydown		599,803	599,803	641,040	640,777	.0	(40,973)	.0	(40,973)	.0	599,803	.0	.0	.0	12,286	08/01/2050	1.A
3133KL-A7-2	FHLMC Pool RA4530 MBS 2.500% 02/01/51		09/01/2021	Paydown		68,621	68,621	71,623	.0	(3,002)	.0	(3,002)	.0	68,621	.0	.0	.0	409	02/01/2051	1.A	
3133L7-SP-6	FHLMC Pool RC1106 MBS 2.500% 10/01/34		09/01/2021	Paydown		316,280	316,280	320,950	320,701	.0	(4,421)	.0	(4,421)	.0	316,280	.0	.0	.0	5,357	10/01/2034	1.A
3136AA-LT-0	FNMA FNR 2012-139 JA RMBS 3.500% 12/25/42		09/01/2021	Paydown		178,624	178,624	177,318	177,318	.0	1,306	.0	1,306	.0	178,624	.0	.0	.0	4,200	12/25/2042	1.A
3136AC-RC-7	FNMA FNR 2013-15 QD RMBS 3.000% 12/25/38		08/01/2021	Paydown		10,936	10,936	11,496	10,969	.0	(33)	.0	(33)	.0	10,936	.0	.0	.0	196	12/25/2038	1.A
3136AS-4R-4	FNMA FNA 2016-M7 A2 CMBS 2.499% 09/25/26		09/01/2021	Paydown		12,529	12,529	12,866	12,866	.0	(287)	.0	(287)	.0	12,529	.0	.0	.0	260	09/25/2026	1.A
3136B3-MM-7	FNMA FNR 2018-84 CA RMBS 4.000% 11/25/45		09/01/2021	Paydown		68,171	68,171	69,151	68,524	.0	(353)	.0	(353)	.0	68,171	.0	.0	.0	1,815	11/25/2045	1.A
3137AX-ZM-8	FHLMC FHR 4150 BU RMBS 4.000% 02/15/42		09/01/2021	Paydown		24,105	24,105	26,056	24,773	.0	(668)	.0	(668)	.0	24,105	.0	.0	.0	642	02/15/2042	1.A
3137FE-S5-0	FHLMC FHR 4767 LA RMBS 3.500% 08/15/46		09/01/2021	Paydown		126,555	126,555	126,002	126,177	.0	378	.0	378	.0	126,555	.0	.0	.0	2,966	08/15/2046	1.A
3138A4-Y5-8	FNMA Pool AH3431 MBS 3.500% 01/01/26		09/01/2021	Paydown		33,470	33,470	33,720	33,570	.0	(100)	.0	(100)	.0	33,470	.0	.0	.0	776	01/01/2026	1.A
3138A8-NM-1	FNMA Pool AJ4895 MBS 4.000% 01/01/42		09/01/2021	Paydown		68,350	68,350	72,349	72,184	.0	(3,834)	.0	(3,834)	.0	68,350	.0	.0	.0	1,868	01/01/2042	1.A
3138E0-SF-7	FNMA Pool AJ7717 MBS 3.000% 12/01/26		09/01/2021	Paydown		11,026	11,026	11,365	11,219	.0	(193)	.0	(193)	.0	11,026	.0	.0	.0	221	12/01/2026	1.A
3138E5-G4-4	FNMA Pool AK1118 MBS 3.500% 02/01/42		09/01/2021	Paydown		264,886	264,886	278,586	278,233	.0	(13,346)	.0	(13,346)	.0	264,886	.0	.0	.0	6,326	02/01/2042	1.A
3138EH-BN-1	FNMA Pool AL0944 MBS 3.000% 11/01/26		09/01/2021	Paydown		25,958	25,958	26,933	26,559	.0	(601)	.0	(601)	.0	25,958	.0	.0	.0	512	11/01/2026	1.A
3138EJ-XZ-6	FNMA Pool AL2495 MBS 4.000% 03/01/42		09/01/2021	Paydown		39,946	39,946	42,530	42,404	.0	(2,458)	.0	(2,458)	.0	39,946	.0	.0	.0	1,110	03/01/2042	1.A
3138EK-ZD-6	FNMA Pool AL3471 MBS 4.000% 12/01/42		09/01/2021	Paydown		136,139	136,139	144,281	143,958	.0	(7,819)	.0	(7,819)	.0	136,139	.0	.0	.0	3,686	12/01/2042	1.A
3138EQ-FH-0	FNMA Pool AL7367 MBS 4.500% 01/01/42		09/01/2021	Paydown		31,835	31,835	34,496	34,361	.0	(2,526)	.0	(2,526)	.0	31,835	.0	.0	.0	954	01/01/2042	1.A
3138EQ-RU-8	FNMA Pool AL7698 MBS 3.500% 11/01/45		09/01/2021	Paydown		72,242	72,242	79,133	79,101	.0	(6,859)	.0	(6,859)	.0	72,242	.0	.0	.0	1,888	11/01/2045	1.A
3138ER-RA-4	FNMA Pool AL9506 MBS 3.000% 11/01/46		09/01/2021	Paydown		91,434	91,434	90,491	90,523	.0	911	.0	911	.0	91,434	.0	.0	.0	1,891	11/01/2046	1.A
3138ER-TY-6	FNMA Pool AL9566 MBS 3.500% 06/01/46		09/01/2021	Paydown		81,257	81,257	89,307	.0	(8,050)	.0	(8,050)	.0	81,257	.0	.0	.0	1,647	06/01/2046	1.A	
3138ER-UC-2	FNMA Pool AL9578 MBS 4.000% 06/01/45		09/01/2021	Paydown		87,006	87,006	92,192	91,966	.0	(4,960)	.0	(4,960)	.0	87,006	.0	.0	.0	2,321	06/01/2045	1.A
3138ET-BA-3	FNMA Pool AL8132 MBS 4.000% 01/01/43		09/01/2021	Paydown		96,438	96,438	103,173	102,897	.0	(6,459)	.0	(6,459)	.0	96,438	.0	.0	.0	2,644	01/01/2043	1.A
3138MS-UE-7	FNMA Pool AP2380 MBS 3.500% 07/01/42		09/01/2021	Paydown		117,323	117,323	124,509	124,124	.0	(6,801)	.0	(6,801)	.0	117,323	.0	.0	.0	2,587	07/01/2042	1.A
3138MK-4P-8	FNMA Pool AQ4429 MBS 3.500% 11/01/42		09/01/2021	Paydown		32,652	32,652	34,330	34,187	.0	(1,535)	.0	(1,535)	.0	32,652	.0	.0	.0	770	11/01/2042	1.A
3138W9-TV-2	FNMA Pool AS0563 MBS 4.500% 09/01/43		09/01/2021	Paydown		24,772	24,772	26,405	26,257	.0	(1,485)	.0	(1,485)	.0	24,772	.0	.0	.0	738	09/01/2043	1.A
3138WA-GA-9	FNMA Pool AS1092 MBS 4.000% 11/01/43		09/01/2021	Paydown		338,647	338,647	359,336	358,852	.0	(20,206)	.0	(20,206)	.0	338,647	.0	.0	.0	9,037	11/01/2043	1.A
3138WE-RN-1	FNMA Pool AS4992 MBS 3.500% 05/01/45		09/01/2021	Paydown		98,137	98,137	106,402	.0	(8,265)	.0	(8,265)	.0	98,137	.0	.0	.0				

STATEMENT AS OF SEPTEMBER 30, 2021 OF THE UnitedHealthcare of Wisconsin, Inc.

SCHEDULE D - PART 4

Show All Long-Term Bonds and Stock Sold, Redeemed or Otherwise Disposed of During the Current Quarter

1	2	3	4	5	6	7	8	9	10	Change In Book/Adjusted Carrying Value					16	17	18	19	20	21	22
										11	12	13	14	15							
CUSIP Identification	Description	Foreign	Disposal Date	Name of Purchaser	Number of Shares of Stock	Consideration	Par Value	Actual Cost	Prior Year Book/Adjusted Carrying Value	Unrealized Valuation Increase/(Decrease)	Current Year's (Amortization)/Accretion	Current Year's Other Than Temporary Impairment Recognized	Total Change in Book/Adjusted Carrying Value (11 + 12 - 13)	Total Foreign Exchange Change in Book /Adjusted Carrying Value	Book/Adjusted Carrying Value at Disposal Date	Foreign Exchange Gain (Loss) on Disposal	Realized Gain (Loss) on Disposal	Total Gain (Loss) on Disposal	Bond Interest/Stock Dividends Received During Year	Stated Contractual Maturity Date	NAIC Designation, NAIC Designation Modifier and SVO Administrative Symbol
3138XT-AS-4	FNMA Pool AII3616 MBS	4.000%	06/01/44			209,625	209,625	222,366	222,179	.0	(12,554)	.0	(12,554)	.0	209,625	.0	.0	.0	5,632	06/01/2044	1.A
3138YV-BF-1	FNMA Pool A24469 MBS	3.500%	08/01/45			36,453	36,453	37,752	37,688	.0	(1,235)	.0	(1,235)	.0	36,453	.0	.0	.0	831	08/01/2045	1.A
3140E7-PC-8	FNMA Pool BA3118 MBS	3.500%	02/01/46			72,424	72,424	76,181	76,041	.0	(3,617)	.0	(3,617)	.0	72,424	.0	.0	.0	1,786	02/01/2046	1.A
3140E7-PD-6	FNMA Pool BA3119 MBS	3.500%	02/01/46			56,860	56,860	59,685	59,581	.0	(2,721)	.0	(2,721)	.0	56,860	.0	.0	.0	1,203	02/01/2046	1.A
3140EV-VB-0	FNMA Pool BC1509 MBS	3.000%	08/01/46			34,496	34,496	35,983	35,922	.0	(1,426)	.0	(1,426)	.0	34,496	.0	.0	.0	696	08/01/2046	1.A
3140EW-YG-5	FNMA Pool BC2478 MBS	4.000%	02/01/46			56,612	56,612	60,805	60,651	.0	(4,039)	.0	(4,039)	.0	56,612	.0	.0	.0	1,390	02/01/2046	1.A
3140FO-JG-0	FNMA Pool BC4762 MBS	3.500%	10/01/46			115,136	115,136	127,603	.0	.0	(12,467)	.0	(12,467)	.0	115,136	.0	.0	.0	2,351	10/01/2046	1.A
3140FB-EE-6	FNMA Pool BD3732 MBS	3.500%	08/01/46			89,244	89,244	94,167	93,990	.0	(4,745)	.0	(4,745)	.0	89,244	.0	.0	.0	2,148	08/01/2046	1.A
3140FB-EF-3	FNMA Pool BD3733 MBS	3.500%	08/01/46			143,151	143,151	151,092	150,783	.0	(7,632)	.0	(7,632)	.0	143,151	.0	.0	.0	3,275	08/01/2046	1.A
3140FE-SII-0	FNMA Pool BD7160 MBS	4.000%	04/01/47			186,522	186,522	203,571	203,349	.0	(16,827)	.0	(16,827)	.0	186,522	.0	.0	.0	5,147	04/01/2047	1.A
3140FX-L7-5	FNMA Pool BF0349 MBS	4.500%	11/01/41			158,294	158,294	172,194	171,877	.0	(13,583)	.0	(13,583)	.0	158,294	.0	.0	.0	4,656	11/01/2041	1.A
3140HB-VH-8	FNMA Pool BJ9615 MBS	3.000%	10/01/49			81,320	81,320	83,404	83,351	.0	(2,031)	.0	(2,031)	.0	81,320	.0	.0	.0	1,630	10/01/2049	1.A
3140J5-HH-5	FNMA Pool BM1131 MBS	4.000%	04/01/47			166,420	166,420	170,034	169,922	.0	(3,503)	.0	(3,503)	.0	166,420	.0	.0	.0	4,407	04/01/2047	1.A
3140J6-CK-1	FNMA Pool BM1873 MBS	3.500%	09/01/47			72,519	72,519	72,145	72,150	.0	.369	.0	.369	.0	72,519	.0	.0	.0	1,648	09/01/2047	1.A
3140J7-ZD-6	FNMA Pool BM3471 MBS	3.500%	01/01/48			130,401	130,401	141,699	.0	.0	(11,298)	.0	(11,298)	.0	130,401	.0	.0	.0	2,587	01/01/2048	1.A
3140J7-SD-2	FNMA Pool BM3567 MBS	4.000%	09/01/47			102,951	102,951	105,372	105,282	.0	(2,331)	.0	(2,331)	.0	102,951	.0	.0	.0	2,714	09/01/2047	1.A
3140J7-UN-3	FNMA Pool BM3288 MBS	3.500%	12/01/46			146,832	146,832	160,368	.0	.0	(13,536)	.0	(13,536)	.0	146,832	.0	.0	.0	2,630	12/01/2046	1.A
3140J8-BR-3	FNMA Pool BM3647 MBS	4.500%	02/01/47			69,853	69,853	73,378	73,267	.0	(3,414)	.0	(3,414)	.0	69,853	.0	.0	.0	2,093	02/01/2047	1.A
3140J8-BK-6	FNMA Pool BM3961 MBS	3.000%	03/01/47			261,434	261,434	252,733	252,917	.0	8,517	.0	8,517	.0	261,434	.0	.0	.0	5,183	03/01/2047	1.A
3140J9-SG-2	FNMA Pool BM5346 MBS	3.500%	12/01/46			298,847	298,847	324,996	.0	.0	(26,149)	.0	(26,149)	.0	298,847	.0	.0	.0	1,629	12/01/2046	1.A
3140J9-L6-6	FNMA Pool BM4848 MBS	4.000%	12/01/43			101,536	101,536	108,095	108,095	.0	(6,559)	.0	(6,559)	.0	101,536	.0	.0	.0	2,718	12/01/2043	1.A
3140J9-VV-0	FNMA Pool BM5127 MBS	3.500%	03/01/47			223,541	223,541	244,873	244,758	.0	(21,218)	.0	(21,218)	.0	223,541	.0	.0	.0	5,257	03/01/2047	1.A
3140JA-PII-2	FNMA Pool BM5836 MBS	3.000%	09/01/46			282,305	282,305	287,289	287,201	.0	(4,896)	.0	(4,896)	.0	282,305	.0	.0	.0	5,762	09/01/2046	1.A
3140JQ-TJ-2	FNMA Pool BN7752 MBS	3.000%	09/01/49			87,932	87,932	90,842	90,842	.0	(2,910)	.0	(2,910)	.0	87,932	.0	.0	.0	1,795	09/01/2049	1.A
3140KV-EU-0	FNMA Pool BQ9146 MBS	2.000%	12/01/50			17,283	17,283	17,918	.0	.0	(635)	.0	(635)	.0	17,283	.0	.0	.0	202	12/01/2050	1.A
3140LO-C8-8	FNMA Pool BR1894 MBS	2.000%	01/01/51			19,729	19,729	20,480	.0	.0	(751)	.0	(751)	.0	19,729	.0	.0	.0	228	01/01/2051	1.A
3140LO-D4-6	FNMA Pool BR1922 MBS	2.000%	01/01/51			24,720	24,720	25,686	.0	.0	(966)	.0	(966)	.0	24,720	.0	.0	.0	282	01/01/2051	1.A
3140LO-DR-5	FNMA Pool BR1911 MBS	2.000%	01/01/51			38,835	38,835	40,273	.0	.0	(1,438)	.0	(1,438)	.0	38,835	.0	.0	.0	472	01/01/2051	1.A
3140OT-2H-9	FNMA Pool CA0775 MBS	2.500%	11/01/32			150,350	150,350	152,323	152,228	.0	(1,878)	.0	(1,878)	.0	150,350	.0	.0	.0	2,528	11/01/2032	1.A
3140O8-NP-6	FNMA Pool CA1297 MBS	3.000%	02/01/33			123,717	123,717	122,640	122,700	.0	1,017	.0	1,017	.0	123,717	.0	.0	.0	2,391	02/01/2033	1.A
3140O8-WII-1	FNMA Pool CA1560 MBS	4.500%	04/01/48			222,609	222,609	232,895	232,607	.0	(9,998)	.0	(9,998)	.0	222,609	.0	.0	.0	6,705	04/01/2048	1.A
3140O8-3Q-9	FNMA Pool CA4406 MBS	3.000%	10/01/49			111,507	111,507	113,458	113,437	.0	(1,930)	.0	(1,930)	.0	111,507	.0	.0	.0	2,223	10/01/2049	1.A
3140O8-JC-3	FNMA Pool CA3858 MBS	3.500%	07/01/49			388,792	388,792	404,253	403,911	.0	(15,118)	.0	(15,118)	.0	388,792	.0	.0	.0	8,986	07/01/2049	1.A
3140O8-JE-9	FNMA Pool CA3860 MBS	3.500%	07/01/49			310,652	310,652	322,155	321,956	.0	(11,304)	.0	(11,304)	.0	310,652	.0	.0	.0	7,189	07/01/2049	1.A
3140O8-ZJ-4	FNMA Pool CA7044 MBS	3.000%	09/01/50			549,451	549,451	603,753	603,549	.0	(54,098)	.0	(54,098)	.0	549,451	.0	.0	.0	10,873	09/01/2050	1.A
3140OF-4E-6	FNMA Pool CA8020 MBS	2.500%	12/01/50			219,189	219,189	232,683	.0	.0	(13,494)	.0	(13,494)	.0	219,189	.0	.0	.0	3,281	12/01/2050	1.A
3140O8-R7-4	FNMA Pool CA8609 MBS	2.500%	01/01/51			39,194	39,194	41,019	.0	.0	(1,825)	.0	(1,825)	.0	39,194	.0	.0	.0	248	01/01/2051	1.A
3140O8-SJ-3	FNMA Pool CB0281 MBS	3.000%	06/01/51			16,223	16,223	17,302	.0	.0	(1,080)	.0	(1,080)	.0	16,223	.0	.0	.0	73	06/01/2051	1.A
3140O8-F4-5	FNMA Pool CB0186 MBS	3.000%	04/01/51			19,657	19,657	20,867	.0	.0	(1,210)	.0	(1,210)	.0	19,657	.0	.0	.0	132	04/01/2051	1.A
3140O8-ZA-9	FNMA Pool CB0736 MBS	3.000%	06/01/51			17,632	17,632	18,756	.0	.0	(1,124)	.0	(1,124)	.0	17,632	.0	.0	.0	100	06/01/2051	1.A
3140X4-F5-0	FNMA Pool FM1087 MBS	3.500%	06/01/47			139,485	139,485	153,870	.0	.0	(14,384)	.0	(14,384)	.0	139,485	.0	.0	.0	2,744	06/01/2047	1.A
3140X6-DE-8	FNMA Pool FM2800 MBS	3.000%	04/01/50			569,279	569,279	615,088	614,996	.0	(45,717)	.0	(45,717)	.0	569,279	.0	.0	.0	11,173	04/01/2050	1.A
3140X6-DT-5	FNMA Pool FM2813 MBS	3.000%	04/01/48			183,944	183,944	195,757	.0	.0	(11,813)	.0	(11,813)	.0	183,944	.0	.0	.0	898	04/01/2048	1.A
3140X6-RR-4	FNMA Pool FM3195 MBS	3.500%	11/01/45			122,193	122,193	135,310	135,110	.0	(12,917)	.0	(12,917)	.0	122,193	.0	.0	.0	2,923	11/01/2045	1.A
3140X6-YS-4	FNMA Pool FM3420 MBS	3.500%	07/01/46			93,991	93,991	101,906	101,907	.0	(7,916)	.0	(7,916)	.0	93,991	.0	.0	.0	2,168	07/01/2046	1.A
3140X7-BJ-7	FNMA Pool FM3640 MBS	4.000%	12/01/47			181,603	181,603	197,409	197,279	.0	(15,676)	.0	(15,676)	.0	181,603	.0	.0	.0	4,968	12/01/2047	1.A
3140X7-CP-2	FNMA Pool FM3677 MBS	3.000%	02/01/47			97,984	97,984	107,262	107,244	.0	(9,260)	.0	(9,260)	.0	97,984	.0	.0	.0	1,935	02/01/2047	1.A
3140X7-CT-4	FNMA Pool FM3681 MBS	3.000%	03/01/46			78,859	78,859	85,611	85,595	.0	(6,736)	.0	(6,736)	.0	78,859	.0	.0	.0	1,586	03/01/2046	1.A
3140X7-P9-4	FNMA Pool FM4047 MBS	3.500%	09/01/46			46,633	46,633	51,442	.0	.0	(4,809)	.0	(4,809)	.0	46,633	.0	.0	.0	961	09/01/2046	1.A
3140X7-RJ-5	FNMA Pool FM4098 MBS	4.000%	10/01/49			432,303	432,303	471,615	470,740	.0	(38,438)	.0	(38,438)	.0	432,303	.0	.0	.0	11,670	10/01/2049	1.A
3140X8-P3-5	FNMA Pool FM4941 MBS	3.000%	02/01/47			116,482	116,482	124,272	124,233	.0	(7,751)	.0	(7,751)	.0	116,482	.0	.0	.0	2,315	02/01/2047	1.A
3140X8-IR-4	FNMA Pool FM5155 MBS	2.000%	12/01/50			19,325	19,325	20,083	.0	.0	(758)	.0	(758)	.0	19,325	.0	.0	.0	226	12/01/2050	1.A
3140X9-AV-7	FNMA Pool FM5419 MBS	2.000%	01/01/51			19,032	19,032	19,889	.0	.0	(856)	.0	(856)	.0	19,032	.0	.0	.0	241	01/01/2051	1.A
3140X9-MG-7	FNMA Pool FM5758 MBS	3.500%	08/01/47			85,786	85,786	94,230	.0	.0	(8,445)	.0	(8,445)	.0	85,786	.0	.0	.0	1,453	08/01/2047	1.A

E05.2

STATEMENT AS OF SEPTEMBER 30, 2021 OF THE UnitedHealthcare of Wisconsin, Inc.

SCHEDULE D - PART 4

Show All Long-Term Bonds and Stock Sold, Redeemed or Otherwise Disposed of During the Current Quarter

1	2	3	4	5	6	7	8	9	10	Change In Book/Adjusted Carrying Value					16	17	18	19	20	21	22
										11	12	13	14	15							
CUSIP Identification	Description	Foreign	Disposal Date	Name of Purchaser	Number of Shares of Stock	Consideration	Par Value	Actual Cost	Prior Year Book/Adjusted Carrying Value	Unrealized Valuation Increase/(Decrease)	Current Year's (Amortization)/Accretion	Other Than Temporary Impairment Recognized	Total Change in Book/Adjusted Carrying Value (11 + 12 - 13)	Total Foreign Exchange Change in Book /Adjusted Carrying Value	Book/Adjusted Carrying Value at Disposal Date	Foreign Exchange Gain (Loss) on Disposal	Realized Gain (Loss) on Disposal	Total Gain (Loss) on Disposal	Bond Interest/Stock Dividends Received During Year	Stated Contractual Maturity Date	NAIC Designation, NAIC Designation Modifier and SVO Administrative Symbol
3140XC-NJ-3	FNMA Pool FH8492 MBS 3.500% 07/01/47		09/01/2021	Paydown		183,912	183,912	200,493	.0	.0	(16,581)	.0	(16,581)	.0	183,912	.0	.0	.0	536	07/01/2047	1.A FE
31410G-GC-1	FNMA Pool 888595 MBS 5.000% 01/01/22		09/01/2021	Paydown		728	728	721	.725	.0	3	.0	3	.0	728	.0	.0	.0	24	01/01/2022	1.A
31410L-C5-9	FNMA Pool 890292 MBS 4.500% 01/01/41		09/01/2021	Paydown		12,043	12,043	13,042	12,977	.0	(933)	.0	(933)	.0	12,043	.0	.0	.0	360	01/01/2041	1.A
31410L-WR-9	FNMA Pool 890856 MBS 3.500% 01/01/47		09/01/2021	Paydown		41,008	41,008	43,155	43,123	.0	(2,115)	.0	(2,115)	.0	41,008	.0	.0	.0	927	01/01/2047	1.A
31414J-SZ-2	FNMA Pool 968064 MBS 5.000% 02/01/22		09/01/2021	Paydown		.11	.11	.11	.11	.0	.0	.0	.0	.0	.11	.0	.0	.0	.0	02/01/2022	1.A
31416W-T3-6	FNMA Pool AB1469 MBS 4.500% 09/01/40		09/01/2021	Paydown		17,296	17,296	18,883	18,807	.0	(1,510)	.0	(1,510)	.0	17,296	.0	.0	.0	492	09/01/2040	1.A
31416W-ZI-5	FNMA Pool AB1656 MBS 4.000% 10/01/40		09/01/2021	Paydown		24,323	24,323	25,824	25,730	.0	(1,407)	.0	(1,407)	.0	24,323	.0	.0	.0	634	10/01/2040	1.A
31417A-JH-0	FNMA Pool AB3876 MBS 4.000% 11/01/41		09/01/2021	Paydown		92,378	92,378	98,859	98,554	.0	(6,176)	.0	(6,176)	.0	92,378	.0	.0	.0	2,309	11/01/2041	1.A
31417A-P6-0	FNMA Pool AB4044 MBS 3.500% 12/01/41		09/01/2021	Paydown		337,681	337,681	351,610	351,230	.0	(13,550)	.0	(13,550)	.0	337,681	.0	.0	.0	7,990	12/01/2041	1.A
31417E-N9-8	FNMA Pool AB7615 MBS 3.500% 01/01/43		09/01/2021	Paydown		86,195	86,195	90,343	90,089	.0	(3,893)	.0	(3,893)	.0	86,195	.0	.0	.0	2,044	01/01/2043	1.A
31418D-RT-1	FNMA Pool MA4097 MBS 3.000% 08/01/50		09/01/2021	Paydown		291,558	291,558	304,017	303,147	.0	(12,460)	.0	(12,460)	.0	291,558	.0	.0	.0	1,463	08/01/2050	1.A
31418D-TM-4	FNMA Pool MA4155 MBS 2.000% 10/01/35		09/01/2021	Paydown		368,604	368,604	383,147	383,026	.0	(14,421)	.0	(14,421)	.0	368,604	.0	.0	.0	4,991	10/01/2035	1.A
31418D-XH-0	FNMA Pool MA4279 MBS 2.000% 03/01/36		09/01/2021	Paydown		184,018	184,018	192,292	192,292	.0	(8,274)	.0	(8,274)	.0	184,018	.0	.0	.0	1,904	03/01/2036	1.A
31418D-ZX-3	FNMA Pool MA4357 MBS 3.000% 05/01/51		09/01/2021	Paydown		57,220	57,220	60,108	60,108	.0	(2,888)	.0	(2,888)	.0	57,220	.0	.0	.0	322	05/01/2051	1.A
31418P-S7-1	FNMA Pool AD2341 MBS 4.500% 03/01/40		09/01/2021	Paydown		12,008	12,008	12,852	12,771	.0	(763)	.0	(763)	.0	12,008	.0	.0	.0	362	03/01/2040	1.A
31419A-U8-8	FNMA Pool AE0606 MBS 4.000% 11/01/40		09/01/2021	Paydown		34,001	34,001	36,190	36,012	.0	(2,010)	.0	(2,010)	.0	34,001	.0	.0	.0	888	11/01/2040	1.A
35563P-GG-8	FHLMC 2018-3 MA RMBS 3.500% 08/25/57		09/01/2021	Paydown		13,942	13,942	13,867	13,885	.0	58	.0	58	.0	13,942	.0	.0	.0	323	08/25/2057	1.A
35563P-HF-9	FHLMC 2018-4 MA RMBS 3.500% 11/25/57		09/01/2021	Paydown		77,765	77,765	75,969	76,592	.0	1,172	.0	1,172	.0	77,765	.0	.0	.0	1,843	11/25/2057	1.A
3199999	Subtotal - Bonds - U.S. Special Revenues					21,532,152	21,532,152	22,713,783	18,979,211	0	(1,163,763)	0	(1,163,763)	0	21,532,152	0	0	0	439,888	XXX	XXX
001846-AA-2	ANGI GROUP LLC Corp Note Call MW Prv Plc 3.875% 08/15/28		09/29/2021	Merrill Lynch		103,636	104,000	104,176	104,170	.0	(25)	.0	(25)	.0	104,144	.0	(508)	(508)	4,478	08/15/2028	3.C FE
00213M-AU-8	APX GROUP INC Corp Note Call MW 8.500% 11/01/24		07/24/2021	Call	104,2500	71,933	69,000	68,845	68,874	.0	(15)	.0	(15)	.0	68,860	.0	140	140	7,217	11/01/2024	4.C FE
00790R-AA-2	ADVANCED DRAINAG Corp Note Call MW Prv Plc 5.000% 09/30/27		09/29/2021	Barclays Group Inc		87,696	84,000	86,928	86,518	.0	(407)	.0	(407)	.0	86,111	.0	1,585	1,585	4,200	09/30/2027	4.B FE
02582J-JF-8	American Express AMXCA 2018-6 A ABS 3.060% 02/15/24		07/15/2021	Paydown		2,430,000	2,430,000	2,429,632	2,429,929	.0	71	.0	71	.0	2,430,000	.0	.0	.0	43,376	02/15/2024	1.A FE
02582J-JH-4	American Express AMXCA 2018-8 A ABS 3.180% 04/15/24		09/15/2021	Paydown		1,035,000	1,035,000	1,034,860	1,034,965	.0	35	.0	35	.0	1,035,000	.0	.0	.0	24,685	04/15/2024	1.A FE
02665W-BG-5	AMERICAN HONDA F Corp Note MW 1.700% 09/09/21		09/09/2021	Maturity		2,800,000	2,800,000	2,794,400	2,799,204	.0	796	.0	796	.0	2,800,000	.0	.0	.0	47,600	09/09/2021	1.G FE
05522R-DA-3	Bank of America BACCT 2018-A3 ABS 3.100% 12/15/23		07/15/2021	Paydown		1,670,000	1,670,000	1,669,764	1,669,954	.0	46	.0	46	.0	1,670,000	.0	.0	.0	30,199	12/15/2023	1.A FE
05565E-AL-9	BMW US CAP LLC Corp Note Call MW Prv Plc 1.850% 09/15/21		09/15/2021	Maturity		1,140,000	1,140,000	1,138,700	1,139,810	.0	190	.0	190	.0	1,140,000	.0	.0	.0	21,090	09/15/2021	1.F FE
05565E-BD-6	BMW US CAP LLC Corp Note Non Call Prv Plc 0.621% 08/13/21		08/13/2021	Maturity		581,000	581,000	581,000	581,000	.0	.0	.0	.0	.0	581,000	.0	.0	.0	3,042	08/13/2021	1.F FE
05605A-AA-7	BX Trust BX 2019-XL A CMBS Prv Plc 1.004% 10/15/36		09/15/2021	Paydown		66,473	66,473	66,473	66,473	.0	.0	.0	.0	.0	66,473	.0	.0	.0	458	10/15/2036	1.D FM
05605H-AA-8	BIIX TECHNOLOGIES Corp Note Call MW Prv Plc 5.375% 07/15/26		07/15/2021	Call	102,6880	251,586	245,000	256,494	253,750	.0	(2,384)	.0	(2,384)	.0	251,366	.0	(6,366)	(6,366)	19,754	07/15/2026	3.C FE
05608Q-AA-5	BY CROWN/BY BOND Corp Note Call MW Prv Plc 4.250% 01/31/26		09/16/2021	Call	105,0751	50,436	48,000	48,249	48,231	.0	(60)	.0	(60)	.0	48,172	.0	(172)	(172)	4,737	01/31/2026	4.C FE
075887-BT-5	BECTON DICKINSON Corp Note Call MW 2.894% 06/06/22		09/13/2021	Call	101,9220	221,171	217,000	212,326	215,166	.0	887	.0	887	.0	216,053	.0	947	947	9,003	06/06/2022	2.C FE
09261X-AA-0	BLACKSTONE SEC Corp Note Call MW Prv Plc 2.750% 09/16/26		07/15/2021	Tax Free Exchange		2,316,372	2,300,000	2,316,997	.0	.0	(625)	.0	(625)	.0	2,316,372	.0	.0	.0	20,908	09/16/2026	2.C FE
10373Q-AJ-9	BP CAP MKTS AMER Corp Note MW 3.245% 05/06/22		07/13/2021	Call	102,4160	921,744	900,000	929,160	.0	.0	(7,756)	.0	(7,756)	.0	921,404	.0	(21,404)	(21,404)	41,782	05/06/2022	1.F FE
1248EP-BZ-5	CCO HOLDINGS LLC Corp Note Call MW Prv Plc 4.000% 03/01/23		09/29/2021	Deutsche Bank		29,094	29,000	29,139	29,103	.0	(35)	.0	(35)	.0	29,069	.0	25	25	1,253	03/01/2023	3.B FE
1248EP-OB-7	CCO HOLDINGS LLC Corp Note Call Prv Plc 5.375% 06/01/29		08/02/2021	Merrill Lynch		237,910	218,000	236,528	234,823	.0	(1,799)	.0	(1,799)	.0	233,024	.0	4,886	4,886	7,909	06/01/2029	3.B FE

E05.3

STATEMENT AS OF SEPTEMBER 30, 2021 OF THE UnitedHealthcare of Wisconsin, Inc.

SCHEDULE D - PART 4

Show All Long-Term Bonds and Stock Sold, Redeemed or Otherwise Disposed of During the Current Quarter

1	2	3	4	5	6	7	8	9	10	Change In Book/Adjusted Carrying Value					16	17	18	19	20	21	22
										11	12	13	14	15							
CUSIP Identification	Description	Foreign	Disposal Date	Name of Purchaser	Number of Shares of Stock	Consideration	Par Value	Actual Cost	Prior Year Book/Adjusted Carrying Value	Unrealized Valuation Increase/(Decrease)	Current Year's (Amortization)/Accretion	Current Year's Other Than Temporary Impairment Recognized	Total Change in Book/Adjusted Carrying Value (11 + 12 - 13)	Total Foreign Exchange Change in Book /Adjusted Carrying Value	Book/Adjusted Carrying Value at Disposal Date	Foreign Exchange Gain (Loss) on Disposal	Realized Gain (Loss) on Disposal	Total Gain (Loss) on Disposal	Bond Interest/Stock Dividends Received During Year	Stated Contractual Maturity Date	NAIC Designation, NAIC Designation Modifier and SVO Administrative Symbol
12593A-AX-3	COMM MORTGAGE TR COMM 2015-CR23 A2 CMBS 2.852% 05/10/48		09/01/2021	Paydown		448	448	461	452	0	(4)	0	(4)	0	448	0	0	0	9	05/10/2048	1.D FM
12596T-AC-5	CNH Equipment Tr CNH 2019-B A3 ABS 08/15/24		09/15/2021	Paydown		66,149	66,149	66,134	66,141	0	8	0	8	0	66,149	0	0	0	1,112	08/15/2024	1.A FE
14042R-BT-7	CAPITAL ONE NA Corp Note Call 09/13/21		08/13/2021	Call	100,000	1,990,000	1,990,000	1,986,916	1,989,550	0	396	0	396	0	1,989,945	0	55	55	41,044	09/13/2021	2.A FE
14314A-AC-3	CarMax Auto Owne CARMX 2018-1 A3 ABS 11/15/22		09/15/2021	Paydown		66,178	66,178	66,173	66,176	0	2	0	2	0	66,178	0	0	0	1,023	11/15/2022	1.A FE
144141-DA-3	DUKE ENERGY PROG Corp Note Call MW 09/15/21		09/15/2021	Maturity		857,000	857,000	873,720	861,450	0	(4,450)	0	(4,450)	0	857,000	0	0	0	25,710	09/15/2021	1.F FE
14913Q-2N-8	CATERPILLAR FINL Corp Note Call MW 09/07/21		09/07/2021	Maturity		170,000	170,000	169,869	169,969	0	31	0	31	0	170,000	0	0	0	5,355	09/07/2021	1.F FE
14913Q-2P-3	CATERPILLAR FINL Corp Note Non Call 09/07/21		09/07/2021	Maturity		238,000	238,000	238,000	238,000	0	0	0	0	0	238,000	0	0	0	828	09/07/2021	1.F FE
153527-AN-6	CENTRAL GARDEN Corp Note Call MW 10/15/30		09/29/2021	Merrill Lynch		56,510	55,000	55,812	55,787	12	(55)	0	(43)	0	55,744	0	766	766	2,168	10/15/2030	3.B FE
16411R-AJ-8	CHENIERE ENERGY Corp Note Call MW Prv Plc 4.625% 10/15/28		07/13/2021	Tax Free Exchange		634,110	626,000	634,597	486,723	2	(421)	0	(419)	0	634,110	0	0	0	21,708	10/15/2028	3.C FE
165183-BN-3	CFII 2021-1A B CFII 2018-2A A1 ABS Prv Plc 3.230% 08/15/30		09/15/2021	Paydown		102,350	102,350	102,338	102,345	0	5	0	5	0	102,350	0	0	0	2,219	08/15/2030	1.A FE
17290X-AU-4	CITIGROUP COMMERCIAL 2016-GC37 AAB CMBS 3.098% 04/10/49		09/01/2021	Paydown		118,707	118,707	122,263	119,991	0	(1,284)	0	(1,284)	0	118,707	0	0	0	2,443	04/10/2049	1.D FM
18064P-AA-7	CLAR SCI HLD CRP Corp Note Call MW Prv Plc 3.875% 06/30/28		08/23/2021	Tax Free Exchange		66,043	66,000	66,044	0	0	(1)	0	(1)	0	66,043	0	0	0	419	06/30/2028	4.B FE
23312V-AD-8	DEUTSCHE BANK CO DBJPM 2016-C3 ASB CMBS 2.756% 09/10/49		09/01/2021	Paydown		5,709	5,709	5,880	5,778	0	(69)	0	(69)	0	5,709	0	0	0	118	09/10/2049	1.D FM
23345E-AA-3	DT Auto Owner Tr DTAOT 2021-2A A ABS Prv Plc 0.410% 02/15/23		09/15/2021	Paydown		173,645	173,645	173,639	0	0	7	0	7	0	173,645	0	0	0	216	02/15/2023	1.A FE
254683-CG-8	Discover Card Ex DCENT 2018-A4 A4 ABS 3.110% 01/16/24		07/15/2021	Paydown		2,500,000	2,500,000	2,499,321	2,499,870	0	130	0	130	0	2,500,000	0	0	0	45,354	01/16/2024	1.A FE
254687-FG-6	WALT DISNEY CO Corp Note Non Call 09/01/21		09/01/2021	Maturity		652,000	652,000	652,000	652,000	0	0	0	0	0	652,000	0	0	0	2,150	09/01/2021	1.G FE
26483E-AJ-9	STAR MERGER SUB Corp Note Call MW Prv Plc 6.875% 08/15/26		09/29/2021	Goldman Sachs		192,382	183,000	198,677	195,927	241	(4,554)	0	(4,313)	0	191,614	0	769	769	14,154	08/15/2026	4.A FE
26907Y-AA-2	ESH HOSPITALITY Corp Note Call MW Prv Plc 5.250% 05/01/25		07/16/2021	Call	101,7500	91,575	90,000	90,518	90,421	0	(48)	0	(48)	0	90,372	0	(372)	(372)	4,922	05/01/2025	3.C FE
278865-AY-6	EDCOLAB INC Corp Note Call MW 08/10/22		09/08/2021	Call	101,8517	1,018,517	1,000,000	999,480	999,826	0	74	0	74	0	999,900	0	100	100	44,115	08/10/2022	2.A FE
28166L-AA-2	EDVES 2021-A A EDVES 2021-A A ABS Prv Plc 1.800% 11/25/45		09/25/2021	Paydown		12,638	12,638	12,624	0	0	14	0	14	0	12,638	0	0	0	104	11/25/2045	1.A FE
28370T-AE-9	EL PASO PIPELINE Corp Note Call MW 10/01/21		07/01/2021	Call	100,0000	1,300,000	1,300,000	1,399,554	1,310,901	0	(10,901)	0	(10,901)	0	1,300,000	0	0	0	48,750	10/01/2021	2.B FE
28414H-AG-8	ELANCO ANIMAL Corp Note Call MW 08/28/28		09/29/2021	Morgan Stanley		111,359	95,000	107,434	106,888	0	(1,056)	0	(1,056)	0	105,832	0	5,527	5,527	6,103	08/28/2028	3.B FE
28619M-AA-4	Element Solutions Corp Note Call MW Prv Plc 3.875% 09/01/28		09/29/2021	Merrill Lynch		141,312	139,000	139,676	139,629	0	(94)	0	(94)	0	139,536	0	1,776	1,776	6,015	09/01/2028	4.A FE
30298D-AF-6	FRESB Multifamil FRESB 2019-SB64 A10F CMBS 2.710% 05/25/29		09/01/2021	Paydown		4,887	4,887	5,055	5,027	0	(140)	0	(140)	0	4,887	0	0	0	97	05/25/2029	1.B FE
33844W-AA-8	Flagship Credit FCAT 2021-2 A ABS Prv Plc 0.370% 12/15/26		09/15/2021	Paydown		166,244	166,244	166,243	0	0	1	0	1	0	166,244	0	0	0	147	12/15/2026	1.A FE
341099-CP-2	FLORIDA PWR CORP Corp Note MW 15BP 08/15/21		08/15/2021	Maturity		265,000	265,000	264,459	264,961	0	39	0	39	0	265,000	0	0	0	8,215	08/15/2021	1.F FE
36252H-AB-7	GS MORTGAGE SECU GSMS 2017-GS5 A2 CMBS 3.218% 03/10/50		09/01/2021	Paydown		40,224	40,224	41,429	40,326	0	(103)	0	(103)	0	40,224	0	0	0	860	03/10/2050	1.D FM

E05.4

STATEMENT AS OF SEPTEMBER 30, 2021 OF THE UnitedHealthcare of Wisconsin, Inc.

SCHEDULE D - PART 4

Show All Long-Term Bonds and Stock Sold, Redeemed or Otherwise Disposed of During the Current Quarter

1	2	3	4	5	6	7	8	9	10	Change In Book/Adjusted Carrying Value					16	17	18	19	20	21	22
										11	12	13	14	15							
CUSIP Identification	Description	Foreign	Disposal Date	Name of Purchaser	Number of Shares of Stock	Consideration	Par Value	Actual Cost	Prior Year Book/Adjusted Carrying Value	Unrealized Valuation Increase/(Decrease)	Current Year's (Amortization)/Accretion	Current Year's Other Than Temporary Impairment Recognized	Total Change in Book/Adjusted Carrying Value (11 + 12 - 13)	Total Foreign Exchange Change in Book /Adjusted Carrying Value	Book/Adjusted Carrying Value at Disposal Date	Foreign Exchange Gain (Loss) on Disposal	Realized Gain (Loss) on Disposal	Total Gain (Loss) on Disposal	Bond Interest/Stock Dividends Received During Year	Stated Contractual Maturity Date	NAIC Designation, NAIC Designation Modifier and SVO Administrative Symbol
383909-AF-5	WR GRACE & CO-CO Corp Note MW Prv Plc 5.625% 10/01/24		09/22/2021	Tax Free Exchange		312,312	297,000	317,676	315,717	0	(3,405)	0	(3,405)	0	312,312	0	0	0	16,734	10/01/2024	3.C FE
383909-AG-3	WR GRACE & CO-CO Corp Note Call MW Prv Plc 4.875% 06/15/27		09/22/2021	Tax Free Exchange		66,154	65,000	66,363	66,280	0	(126)	0	(126)	0	66,154	0	0	0	2,536	06/15/2027	3.C FE
40438D-AC-3	HPEFS Equipment HPEFS 2019-1A A3 ABS PRV PLC 2.210% 09/20/29		09/20/2021	Paydown		221,822	221,822	221,806	221,816	0	6	0	6	0	221,822	0	0	0	3,269	09/20/2029	1.A FE
40438P-AB-8	HPEFS Equipment HPEFS 2020-2A A2 ABS Prv Plc 0.650% 07/22/30		09/20/2021	Paydown		503,960	503,960	503,920	503,935	0	25	0	25	0	503,960	0	0	0	2,182	07/22/2030	1.A FE
42824C-BC-2	HP ENTERPRISE Corp Note Call MW 3.500% 10/05/21		09/07/2021	Call 100.0000		620,000	620,000	619,138	619,779	0	198	0	198	0	619,978	0	22	22	20,012	10/05/2021	2.B FE
438516-CC-8	HONEYWELL INTL Corp Note Call MW 0.483% 08/19/22		08/19/2021	Call 100.0000		3,044,000	3,044,000	3,044,000	3,044,000	0	0	0	0	0	3,044,000	0	0	0	14,703	08/19/2022	1.F FE
45569L-AC-5	INDIGO NAT RES Corp Note Call MW Prv Plc 5.375% 02/01/29		09/03/2021	Tax Free Exchange		74,014	74,000	74,015	0	0	(1)	0	(1)	0	74,014	0	0	0	2,701	02/01/2029	4.B FE
46644Y-AU-4	JPMBB COMMERCIAL JPMBB 2015-C31 A3 CMBS 3.801% 08/15/48		09/01/2021	Paydown		8,472	8,472	8,850	8,663	0	(191)	0	(191)	0	8,472	0	0	0	244	08/15/2048	1.D FM
47010L-AB-8	JAGUAR HL / PPD1 Corp Note Call MW Prv Plc 4.625% 06/15/25		09/29/2021	Goldman Sachs		75,331	72,000	73,432	73,303	0	(202)	0	(202)	0	73,101	0	2,231	2,231	2,636	06/15/2025	4.B FE
50106G-AE-2	KRONOS ACQ / KIK Corp Note Call MW Prv Plc 5.000% 12/31/26		08/03/2021	Merrill Lynch		12,060	12,000	12,000	12,000	0	0	0	0	0	12,000	0	60	60	372	12/31/2026	4.C FE
513075-BW-0	LAMAR MEDIA CORP Corp Note Call MW 4.875% 01/15/29		09/29/2021	Morgan Stanley		62,690	59,000	63,187	62,835	241	(622)	0	(381)	0	62,454	0	236	236	2,996	01/15/2029	4.A FE
553283-AC-6	MPH ACQUISITION Corp Note Call MW Prv Plc 5.750% 11/01/28		07/27/2021	Various		104,373	107,000	107,040	104,726	2,313	(2)	0	2,311	0	107,037	0	(2,665)	(2,665)	4,594	11/01/2028	4.C FE
55389P-AA-7	MVV Owner Trust MVIOT 2019-1A A ABS Prv Plc 2.890% 11/20/36		09/20/2021	Paydown		38,717	38,717	38,704	38,708	0	9	0	9	0	38,717	0	0	0	742	11/20/2036	1.A FE
577081-BB-7	MATTEL INC Corp Note Call MW Prv Plc 6.750% 12/31/25		07/01/2021	Call 105.0630		2,101	2,000	2,100	2,088	0	(14)	0	(14)	0	2,074	0	(74)	(74)	169	12/31/2025	3.B FE
58770F-AB-8	Mercedes-Benz Au MBALT 2020-A A2 ABS 1.820% 03/15/22		07/15/2021	Paydown		16,857	16,857	16,856	16,856	0	0	0	0	0	16,857	0	0	0	179	03/15/2022	1.A FE
59217G-BX-6	MET LIFE GLOB Corp Note Non Call Prv Plc 1.950% 09/15/21		09/15/2021	Maturity		3,100,000	3,100,000	3,094,854	3,099,247	0	753	0	753	0	3,100,000	0	0	0	60,450	09/15/2021	1.D FE
594918-BP-8	MICROSOFT CORP Corp Note Call MW 1.550% 08/08/21		07/08/2021	Call 100.0000		635,000	635,000	634,333	634,917	0	71	0	71	0	634,988	0	12	12	9,022	08/08/2021	1.A FE
63942B-AA-2	Navient Student NAVAL 2021-A A ABS PRV PLC 0.840% 05/15/69		09/15/2021	Paydown		33,578	33,578	33,573	0	0	5	0	5	0	33,578	0	0	0	152	05/15/2069	1.A FE
63942L-AA-0	NAVSL 2021-BA A NAVAL 2021-BA A ABS PRV PLC 0.940% 07/15/69		09/15/2021	Paydown		238,273	238,273	238,266	0	0	7	0	7	0	238,273	0	0	0	870	07/15/2069	1.A FE
64952W-CJ-0	NEW YORK LIFE GL Corp Note Non Call Prv Plc 1.700% 09/14/21		09/14/2021	Maturity		2,500,000	2,500,000	2,495,225	2,499,308	0	692	0	692	0	2,500,000	0	0	0	42,500	09/14/2021	1.A FE
64952W-CZ-4	NEW YORK LIFE GL Corp Note Non Call PRV PLC 0.442% 08/06/21		08/06/2021	Maturity		117,000	117,000	116,761	116,947	0	53	0	53	0	117,000	0	0	0	462	08/06/2021	1.A FE
65339K-AS-9	NEXTERA ENERGY Corp Note Non Call 2.403% 09/01/21		09/01/2021	Maturity		1,725,000	1,725,000	1,753,348	1,743,196	0	(18,196)	0	(18,196)	0	1,725,000	0	0	0	41,452	09/01/2021	2.A FE
654740-BJ-7	NISSAN MOTOR ACC Corp Note MW Prv Plc 3.650% 09/21/21		09/21/2021	Maturity		345,000	345,000	344,990	344,997	0	3	0	3	0	345,000	0	0	0	12,593	09/21/2021	2.C FE
65479C-AB-4	Nissan Auto Rece NAROT 2020-B A2A ABS 0.470% 10/17/22		09/15/2021	Paydown		264,511	264,511	264,503	264,507	0	4	0	4	0	264,511	0	0	0	825	10/17/2022	1.A FE
65479N-AB-0	Nissan Auto Leas NALT 2020-A A2A ABS 1.800% 05/16/22		07/15/2021	Paydown		55,061	55,061	55,058	55,059	0	2	0	2	0	55,061	0	0	0	578	05/16/2022	1.A FE
67066G-AD-6	NVIDIA CORP Corp Note Call MW 2.200% 09/16/21		08/16/2021	Call 100.0000		350,000	350,000	340,781	347,799	0	1,937	0	1,937	0	349,736	0	264	264	7,058	09/16/2021	1.G FE
68389X-BK-0	ORACLE CORP Corp Note Call MW 1.900% 09/15/21		09/15/2021	Maturity		1,175,000	1,175,000	1,173,098	1,177,952	0	(2,952)	0	(2,952)	0	1,175,000	0	0	0	22,325	09/15/2021	2.A FE

E05.5

STATEMENT AS OF SEPTEMBER 30, 2021 OF THE UnitedHealthcare of Wisconsin, Inc.

SCHEDULE D - PART 4

Show All Long-Term Bonds and Stock Sold, Redeemed or Otherwise Disposed of During the Current Quarter

1	2	3	4	5	6	7	8	9	10	Change In Book/Adjusted Carrying Value					16	17	18	19	20	21	22
										11	12	13	14	15							
CUSIP Identification	Description	Foreign	Disposal Date	Name of Purchaser	Number of Shares of Stock	Consideration	Par Value	Actual Cost	Prior Year Book/Adjusted Carrying Value	Unrealized Valuation Increase/(Decrease)	Current Year's (Amortization)/Accretion	Current Year's Other Than Temporary Impairment Recognized	Total Change in Book/Adjusted Carrying Value (11 + 12 - 13)	Total Foreign Exchange Change in Book /Adjusted Carrying Value	Book/Adjusted Carrying Value at Disposal Date	Foreign Exchange Gain (Loss) on Disposal	Realized Gain (Loss) on Disposal	Total Gain (Loss) on Disposal	Bond Interest/Stock Dividends Received During Year	Stated Contractual Maturity Date	NAIC Designation, NAIC Designation Modifier and SVO Administrative Symbol
693304-AU-1	PECO ENERGY CO Corp Note Call MW 1.700% 09/15/21		09/15/2021	Maturity		2,800,000	2,800,000	2,799,216	2,799,885	0	115	0	115	0	2,800,000	0	0	0	47,600	09/15/2021	1.E FE
69335P-DG-7	PFS Financing Co PFSFC 2019-B A ABS Prv Plc 0.634% 09/15/23		09/15/2021	Paydown		400,000	400,000	400,000	400,000	0	0	0	0	0	400,000	0	0	0	2,005	09/15/2023	1.A FE
69353R-FQ-6	PNC BANK NA Corp Note Call 0.588% 07/22/22		07/22/2021	Call	100.0000	1,758,000	1,758,000	1,762,068	1,761,787	0	(3,787)	0	(3,787)	0	1,758,000	0	0	0	8,762	07/22/2022	1.F FE
69371R-N4-4	PACCAR FINL CORP Corp Note Non Call 1.650% 08/11/21		08/11/2021	Maturity		285,000	285,000	284,618	284,952	0	48	0	48	0	285,000	0	0	0	4,703	08/11/2021	1.E FE
70932M-AB-3	Pennymac Fin Svcs Inc Corp Note Call MW Prv Plc 4.250% 02/15/29		08/03/2021	Barclays Group Inc.		13,580	14,000	14,000	0	0	0	0	0	14,000	0	(420)	(420)	288	02/15/2029	4.A FE	
74736K-AH-4	QORVO INC Corp Note Call MW 4.375% 10/15/29		08/30/2021	JP Morgan Chase		200,345	181,000	193,787	193,092	0	(1,367)	0	(1,367)	0	191,725	0	8,621	8,621	6,951	10/15/2029	3.A FE
74736K-AJ-0	QORVO INC Corp Note Call MW Prv Plc 3.375% 04/01/31		08/30/2021	JP Morgan Chase		278,902	262,000	263,812	263,776	0	(108)	0	(108)	0	263,667	0	15,234	15,234	8,155	04/01/2031	3.A FE
74759B-AF-0	QTS LP/FINANCE Corp Note Call MW Prv Plc 3.875% 10/01/28		09/11/2021	Call	106.5187	221,559	208,000	208,746	154,816	0	(112)	0	(112)	0	208,622	0	(622)	(622)	21,028	10/01/2028	3.C FE
75513E-BW-0	RAYTHEON TECH Corp Note Call MW 2.500% 12/15/22		08/26/2021	Call	102.3741	870,180	850,000	849,421	849,440	0	184	0	184	0	849,623	0	377	377	34,996	12/15/2022	2.A FE
78410G-AD-6	SBA COMMUNICATIO Corp Note Call MW 3.875% 02/15/27		09/29/2021	Goldman Sachs		337,492	326,000	328,565	0	0	(336)	0	(336)	0	328,229	0	9,262	9,262	14,212	02/15/2027	3.C FE
78445B-AB-1	SMB Private Educ SMB 2014-A A2A ABS Prv Plc 3.050% 05/15/26		08/15/2021	Paydown		75,453	75,453	75,353	75,424	0	29	0	29	0	75,453	0	0	0	1,415	05/15/2026	1.A FE
78448Y-AM-3	SMB PRIVATE EDUCATION LOAN TR SMB 2021-A APL ABS Prv Plc 0.767% 01/15/53		09/15/2021	Paydown		51,253	51,253	51,067	0	0	186	0	186	0	51,253	0	0	0	204	01/15/2053	1.A FE
78466C-AC-0	SS&C TECH INC Corp Note Call MW Prv Plc 5.500% 09/30/27		09/29/2021	Goldman Sachs		224,031	212,000	225,376	223,560	0	(1,685)	0	(1,685)	0	221,875	0	2,156	2,156	11,660	09/30/2027	4.B FE
797440-BT-0	SAN DIEGO G & E Corp Note MW Pro-Rata Sink 1.914% 02/01/22		08/01/2021	Paydown		15,714	15,714	15,714	15,714	0	0	0	0	0	15,714	0	0	0	301	02/01/2022	1.F FE
828807-DA-2	SIMON PROP GP IN Corp Note Call MW 2.350% 01/30/22		08/25/2021	Call	100.3881	130,504	130,000	129,574	129,908	0	55	0	55	0	129,963	0	37	37	3,772	01/30/2022	1.G FE
82967N-BE-7	SIRIUS XM RADIO Corp Note Call MW Prv Plc 4.625% 07/15/24		08/16/2021	Call	102.3130	14,324	14,000	14,249	14,207	0	(34)	0	(34)	0	14,173	0	(173)	(173)	1,027	07/15/2024	3.C FE
85208N-AA-8	SPRINT SPECTRUM Corp Note MW Prv Plc Sink 3.360% 09/20/21		08/20/2021	Call	100.0000	31,250	31,250	31,249	31,247	0	3	0	3	0	31,250	0	0	0	700	09/20/2021	2.A FE
85573E-AA-5	Starvest Emerging Markets CBO STAR 2020-INV1 A1 RMBS Prv Plc 1.027% 11/25/55		09/01/2021	Paydown		116,875	116,875	116,874	116,874	0	1	0	1	0	116,875	0	0	0	814	11/25/2055	1.A FE
87470L-AA-9	TALLGRASS NRG Corp Note Call MW Prv Plc 5.500% 09/15/24		09/17/2021	Call	101.3750	60,825	60,000	58,950	58,983	0	180	0	180	0	59,163	0	837	837	4,143	09/15/2024	3.C FE
87612B-BR-2	TARGA RES PRTRNS Corp Note Call MW Prv Plc 4.875% 02/01/31		08/23/2021	Tax Free Exchange		86,000	86,000	86,000	86,000	0	0	0	0	0	86,000	0	0	0	4,251	02/01/2031	3.B FE
88033G-CS-7	TENET HEALTHCARE Corp Note Call MW 4.625% 07/15/24		09/10/2021	Call	101.1560	76,879	76,000	76,213	76,180	0	(33)	0	(33)	0	76,147	0	(147)	(147)	4,931	07/15/2024	4.A FE
88033G-CY-4	TENET HEALTHCARE Corp Note Call MW Prv Plc 4.875% 01/01/26		09/29/2021	Barclays Group Inc.		149,098	144,000	149,685	148,601	0	(1,036)	0	(1,036)	0	147,564	0	1,533	1,533	8,756	01/01/2026	4.A FE
88161F-AB-2	Tesla Auto Lease TESLA 2021-A A2 ABS Prv Plc 0.360% 03/20/25		09/20/2021	Paydown		27,477	27,477	27,477	0	0	0	0	0	27,477	0	0	0	47	03/20/2025	1.A FE	
89236T-GS-8	TOYOTA MTR CRED Corp Note Non Call 0.246% 08/13/21		08/13/2021	Maturity		202,000	202,000	202,000	202,000	0	0	0	0	0	202,000	0	0	0	485	08/13/2021	1.E FE
89238B-AE-2	Toyota Auto Rece TAOT 2018-A A4 ABS 2.520% 05/15/23		09/15/2021	Paydown		679,425	679,425	670,614	676,946	0	2,479	0	2,479	0	679,425	0	0	0	11,341	05/15/2023	1.A FE
90269G-AC-5	UBS COMMERCIAL M UBSCM 2012-C1 A3 CMBS 3.400% 05/10/45		09/01/2021	Paydown		63,562	63,562	68,488	64,482	0	(920)	0	(920)	0	63,562	0	0	0	1,596	05/10/2045	1.D FM
90276R-BB-3	UBS COMMERCIAL M UBSCM 2017-C4 A2 CMBS 3.147% 10/15/50		09/01/2021	Paydown		1,945	1,945	2,004	1,976	0	(30)	0	(30)	0	1,945	0	0	0	46	10/15/2050	1.D FM

E05.6

STATEMENT AS OF SEPTEMBER 30, 2021 OF THE UnitedHealthcare of Wisconsin, Inc.

SCHEDULE D - PART 4

Show All Long-Term Bonds and Stock Sold, Redeemed or Otherwise Disposed of During the Current Quarter

1	2	3	4	5	6	7	8	9	10	Change In Book/Adjusted Carrying Value					16	17	18	19	20	21	22
										11	12	13	14	15							
CUSIP Identification	Description	Foreign	Disposal Date	Name of Purchaser	Number of Shares of Stock	Consideration	Par Value	Actual Cost	Prior Year Book/Adjusted Carrying Value	Unrealized Valuation Increase/(Decrease)	Current Year's (Amortization)/Accretion	Current Year's Other Than Temporary Impairment Recognized	Total Change in Book/Adjusted Carrying Value (11 + 12 - 13)	Total Foreign Exchange Change in Book/Adjusted Carrying Value	Book/Adjusted Carrying Value at Disposal Date	Foreign Exchange Gain (Loss) on Disposal	Realized Gain (Loss) on Disposal	Total Gain (Loss) on Disposal	Bond Interest/Stock Dividends Received During Year	Stated Contractual Maturity Date	NAIC Designation, NAIC Designation Modifier and SVO Administrative Symbol
911365-BE-3	UNITED RENTAL NA Corp Note Call MW 5.875% 09/15/26		09/15/2021	Call 102.980		122,496	119,000	125,083	123,843	0	(1,347)	0	(1,347)	0	122,496	0	(3,496)	(3,496)	10,487	09/15/2026	3.B FE
913229-AA-8	UNITED WHOLESALE Corp Note Call MW Prv Plc 5.500% 04/15/29		08/03/2021	Barclays Group Inc.		26,460	27,000	27,000	0	0	0	0	0	27,000	0	(540)	(540)	487	04/15/2029	3.C FE	
925380-AA-7	VERUS SECURITIZATION TRUST VERUS 2021-R2 A1 RMBS Prv Plc 0.918% 02/25/64		09/01/2021	Paydown		157,291	157,291	157,289	0	0	2	0	2	157,291	0	0	0	605	02/25/2064	1.A FE	
928668-AW-2	VOLKSWAGEN GRP Corp Note Non Call Prv Plc 0.989% 09/24/21		09/24/2021	Maturity		1,012,000	1,012,000	1,012,000	1,012,000	0	0	0	0	1,012,000	0	0	0	8,065	09/24/2021	2.A FE	
94988J-ST-0	WELLS FARGO BANK Corp Note Call MW 3.625% 10/22/21		09/21/2021	Call 100.0000		1,500,000	1,500,000	1,499,835	1,499,954	0	41	0	41	1,499,995	0	5	5	49,693	10/22/2021	1.D FE	
94988J-ST-6	WELLS FARGO BANK Corp Note Call 0.776% 09/09/22		09/09/2021	Call 100.0000		847,000	847,000	850,376	850,186	0	(3,186)	0	(3,186)	847,000	0	0	0	5,410	09/09/2022	1.D FE	
94988J-6A-0	WELLS FARGO BANK Corp Note Call 2.082% 09/09/22		09/09/2021	Call 100.0000		1,067,000	1,067,000	1,075,689	0	0	(8,689)	0	(8,689)	1,067,000	0	0	0	11,107	09/09/2022	1.D FE	
95000L-AY-9	WELLS FARGO COMM WFCM 2016-C33 A3 CMBS 3.162% 03/15/59		08/01/2021	Paydown		53,953	53,953	54,490	54,117	0	(164)	0	(164)	53,953	0	0	0	1,137	03/15/2059	1.D FM	
98162H-AB-6	World Omni Autom WOLS 2020-A A2 ABS 1.710% 11/15/22		09/15/2021	Paydown		295,342	295,342	295,328	295,333	0	9	0	9	295,342	0	0	0	3,342	11/15/2022	1.A FE	
98162R-AB-4	World Omni Auto WQART 2019-C A2A ABS 1.960% 02/15/23		07/15/2021	Paydown		87,471	87,471	87,468	87,469	0	2	0	2	87,471	0	0	0	1,000	02/15/2023	1.A FE	
06416A-AA-0	BANK NOVA SCOTIA Corp Note Non Call Prv Plc 1.875% 09/20/21	A	09/20/2021	Maturity		1,800,000	1,800,000	1,800,000	1,800,000	0	0	0	0	1,800,000	0	0	0	33,750	09/20/2021	1.A FE	
071734-AF-4	BAUSCH HEALTH Corp Note Call Prv Plc 7.250% 05/30/29	A	08/06/2021	Merrill Lynch		334,822	332,000	358,628	357,147	0	(2,365)	0	(2,365)	354,781	0	(19,959)	(19,959)	16,715	05/30/2029	4.B FE	
071734-AH-0	BAUSCH HEALTH Corp Note Call MW Prv Plc 5.000% 01/30/28	A	08/06/2021	Credit Suisse		153,340	164,000	162,928	162,872	0	23	0	23	162,895	0	(9,555)	(9,555)	8,428	01/30/2028	4.B FE	
071734-AJ-6	BAUSCH HEALTH Corp Note Call MW Prv Plc 5.250% 01/30/30	A	08/06/2021	Credit Suisse		68,625	75,000	76,169	76,102	0	(59)	0	(59)	76,043	0	(7,418)	(7,418)	4,047	01/30/2030	4.B FE	
071734-AL-1	BAUSCH HEALTH Corp Note Call MW Prv Plc 5.250% 02/15/31	A	08/06/2021	CitiGroup		39,161	43,000	44,393	44,389	0	(57)	0	(57)	44,332	0	(5,170)	(5,170)	1,549	02/15/2031	4.B FE	
13646B-AG-3	Canadian Pacer A CPART 2019-1A A3 ABS Prv Plc 2.800% 10/19/23	A	09/19/2021	Paydown		175,693	175,693	175,691	175,688	0	6	0	6	175,693	0	0	0	3,272	10/19/2023	1.A FE	
68245X-AC-3	1011778 BC ULC / Corp Note Call MW Prv Plc 4.250% 05/15/24	A	07/15/2021	Call 101.0630		35,372	35,000	35,373	35,269	0	(105)	0	(105)	35,164	0	(164)	(164)	1,860	05/15/2024	3.B FE	
87952V-AP-1	TELESAT CANADA/L Corp Note Call MW Prv Plc 4.875% 06/01/27	A	07/29/2021	Various		20,050	22,000	22,472	0	0	(43)	0	(43)	22,429	0	(2,379)	(2,379)	716	06/01/2027	4.A FE	
91911K-AP-7	VALEANT PHARMA Corp Note Call Prv Plc 9.000% 12/15/25	A	08/06/2021	RBC Capital Markets		63,675	60,000	64,724	64,047	0	(850)	0	(850)	63,198	0	477	477	3,525	12/15/2025	4.B FE	
86960B-AQ-5	SVENSKA HNDLSBKN Corp Note Non Call 1.875% 09/07/21	D	09/07/2021	Maturity		400,000	400,000	381,820	395,992	0	4,008	0	4,008	400,000	0	0	0	7,500	09/07/2021	1.C FE	
899999	Subtotal - Bonds - Industrial and Miscellaneous (Unaffiliated)					58,187,748	57,943,607	58,267,740	52,269,001	2,809	(74,442)	0	(71,633)	0	58,113,210	0	(23,664)	(23,664)	1,226,289	XXX	XXX
839997	Total - Bonds - Part 4					103,606,793	103,362,652	105,468,400	95,274,794	2,809	(1,377,896)	0	(1,375,087)	0	103,532,255	0	(23,664)	(23,664)	2,227,013	XXX	XXX
839998	Total - Bonds - Part 5					XXX	XXX	XXX	XXX	XXX	XXX	XXX	XXX	XXX	XXX	XXX	XXX	XXX	XXX	XXX	XXX
839999	Total - Bonds					103,606,793	103,362,652	105,468,400	95,274,794	2,809	(1,377,896)	0	(1,375,087)	0	103,532,255	0	(23,664)	(23,664)	2,227,013	XXX	XXX
899997	Total - Preferred Stocks - Part 4					0	XXX	0	0	0	0	0	0	0	0	0	0	0	0	XXX	XXX
899998	Total - Preferred Stocks - Part 5					XXX	XXX	XXX	XXX	XXX	XXX	XXX	XXX	XXX	XXX	XXX	XXX	XXX	XXX	XXX	XXX
899999	Total - Preferred Stocks					0	XXX	0	0	0	0	0	0	0	0	0	0	0	0	XXX	XXX
979997	Total - Common Stocks - Part 4					0	XXX	0	0	0	0	0	0	0	0	0	0	0	0	XXX	XXX
979998	Total - Common Stocks - Part 5					XXX	XXX	XXX	XXX	XXX	XXX	XXX	XXX	XXX	XXX	XXX	XXX	XXX	XXX	XXX	XXX
979999	Total - Common Stocks					0	XXX	0	0	0	0	0	0	0	0	0	0	0	0	XXX	XXX
989999	Total - Preferred and Common Stocks					0	XXX	0	0	0	0	0	0	0	0	0	0	0	0	XXX	XXX
999999	Totals					103,606,793	XXX	105,468,400	95,274,794	2,809	(1,377,896)	0	(1,375,087)	0	103,532,255	0	(23,664)	(23,664)	2,227,013	XXX	XXX

E05.7

Schedule DB - Part A - Section 1 - Options, Caps, Floors, Collars, Swaps and Forwards Open

NONE

Schedule DB - Part B - Section 1 - Futures Contracts Open

NONE

Schedule DB - Part B - Section 1B - Brokers with whom cash deposits have been made

NONE

Schedule DB - Part D - Section 1 - Counterparty Exposure for Derivative Instruments Open

NONE

Schedule DB - Part D-Section 2 - Collateral for Derivative Instruments Open - Pledged By

NONE

Schedule DB - Part D-Section 2 - Collateral for Derivative Instruments Open - Pledged To

NONE

Schedule DB - Part E - Derivatives Hedging Variable Annuity Guarantees

NONE

Schedule DL - Part 1 - Reinvested Collateral Assets Owned

NONE

Schedule DL - Part 2 - Reinvested Collateral Assets Owned

NONE

STATEMENT AS OF SEPTEMBER 30, 2021 OF THE UnitedHealthcare of Wisconsin, Inc.

SCHEDULE E - PART 2 - CASH EQUIVALENTS

Show Investments Owned End of Current Quarter

1 CUSIP	2 Description	3 Code	4 Date Acquired	5 Rate of Interest	6 Maturity Date	7 Book/Adjusted Carrying Value	8 Amount of Interest Due and Accrued	9 Amount Received During Year
0599999	Total - U.S. Government Bonds					0	0	0
1099999	Total - All Other Government Bonds					0	0	0
1799999	Total - U.S. States, Territories and Possessions Bonds					0	0	0
2499999	Total - U.S. Political Subdivisions Bonds					0	0	0
3199999	Total - U.S. Special Revenues Bonds					0	0	0
 Ingreion Incorporated Disc Comm Paper		08/09/2021	0.250	11/05/2021	1,699,587	0	614
 Tampa Electric Company Disc Comm Paper		09/16/2021	0.180	10/18/2021	1,499,872	0	105
3299999	Subtotal - Bonds - Industrial and Miscellaneous (Unaffiliated) - Issuer Obligations					3,199,459	0	719
3899999	Total - Industrial and Miscellaneous (Unaffiliated) Bonds					3,199,459	0	719
4899999	Total - Hybrid Securities					0	0	0
5599999	Total - Parent, Subsidiaries and Affiliates Bonds					0	0	0
6099999	Subtotal - SVO Identified Funds					0	0	0
6599999	Subtotal - Unaffiliated Bank Loans					0	0	0
7699999	Total - Issuer Obligations					3,199,459	0	719
7799999	Total - Residential Mortgage-Backed Securities					0	0	0
7899999	Total - Commercial Mortgage-Backed Securities					0	0	0
7999999	Total - Other Loan-Backed and Structured Securities					0	0	0
8099999	Total - SVO Identified Funds					0	0	0
8199999	Total - Affiliated Bank Loans					0	0	0
8299999	Total - Unaffiliated Bank Loans					0	0	0
8399999	Total Bonds					3,199,459	0	719
09248U-71-8 BlackRock Liquidity Funds T-Fund Port		09/01/2021	0.000		193,410	0	2,002
261908-10-7 Dreyfus Treasury Cash Mgmt Fund		05/17/2021	0.000		0	0	0
316175-50-4 Fidelity Institutional FIDELITY TREASURY PORT-I MMKT		09/10/2021	0.000		11,416,211	0	115
31846V-41-9 First American Treas Obligations - Inst Inv		07/15/2021	0.000		0	0	0
31846V-54-2 First American Treasury Obligations Fund Z		09/01/2021	0.000		6,641,949	0	1,467
60934N-50-0 Federated Treasury Oblig Mmkt		09/01/2021	0.000		1,829,092	0	1,126
825252-40-6 Invesco AIM STIT TREASURY MMF		09/01/2021	0.000		14,277,014	0	361
8599999	Subtotal - Exempt Money Market Mutual Funds - as Identified by the SVO					34,357,676	0	5,071
262006-20-8 Dreyfus Govt Cash Mgmt - Inst		09/01/2021	0.000		24,281,660	0	6,256
26200X-20-9 Dreyfus Inst Pred Govt MMF-Hamilton		09/01/2021	0.000		3,017,756	0	2,083
481200-67-0 JP Morgan US Govt MMKT CP		09/01/2021	0.000		918,933	0	1,299
61747C-70-7 Morgan Stanley Institutional Liquidity Fund Government Port		09/01/2021	0.000		1,426,252	0	3,098
665278-70-1 Northern Inst Govt Select Port		09/29/2021	0.000		98,420,010	0	5,642
94979P-40-5 Wells Fargo Government MMKT Fund-Inst Cls		09/01/2021	0.000		310,943	0	180
8699999	Subtotal - All Other Money Market Mutual Funds					128,375,554	0	18,558
 UHC Liquidity Pool Pro Rata Share Portion		09/30/2021	0.000		889,455	0	452
8799999	Subtotal - Qualified Cash Pools Under SSAP No. 2R					889,455	0	452
9999999	Total Cash Equivalents					166,822,144	0	24,800