



HEALTH QUARTERLY STATEMENT

AS OF MARCH 31, 2022
OF THE CONDITION AND AFFAIRS OF THE
UnitedHealthcare of Wisconsin, Inc.

NAIC Group Code 0707 0707 NAIC Company Code 95710 Employer's ID Number 39-1555888
(Current) (Prior)
Organized under the Laws of Wisconsin, State of Domicile or Port of Entry WI
Country of Domicile United States of America
Licensed as business type: Health Maintenance Organization
Is HMO Federally Qualified? Yes [] No [X]
Incorporated/Organized 05/08/1986 Commenced Business 06/06/1986
Statutory Home Office 125 S. 84th St., Suite 400 Milwaukee, WI, US 53214
(Street and Number) (City or Town, State, Country and Zip Code)
Main Administrative Office 125 S. 84th St., Suite 400
(Street and Number) Milwaukee, WI, US 53214 414-443-4000
(City or Town, State, Country and Zip Code) (Area Code) (Telephone Number)
Mail Address 9800 Health Care Lane MN006-W500 Minnetonka, MN, US 55343
(Street and Number or P.O. Box) (City or Town, State, Country and Zip Code)
Primary Location of Books and Records 9800 Health Care Lane MN006-W500
(Street and Number) Minnetonka, MN, US 55343 952-979-6149
(City or Town, State, Country and Zip Code) (Area Code) (Telephone Number)
Internet Website Address www.uhc.com
Statutory Statement Contact Kathleen Welsh 763-361-0320
(Name) (Area Code) (Telephone Number)
kathleen.welsh@uhc.com 860-702-5792
(E-mail Address) (FAX Number)

OFFICERS

Chief Executive Officer and President Michelle Lynn Graham M.D. Chief Financial Officer Peter Alexander Semmer
Treasurer Peter Marshall Gill

OTHER

Nyle Brent Cottingham, Vice President James Mark Gabriel, Vice President Dustin Larry Hinton, President, Commercial
Heather Anastasia Lang, Assistant Secretary Daniel Brian Ross M.D., Senior Medical Director Jessica Leigh Zuba, Assistant Secretary

DIRECTORS OR TRUSTEES

Michelle Lynn Graham M.D. Dustin Larry Hinton Dennis James Mouras
Daniel Brian Ross M.D. Peter Alexander Semmer

State of Wisconsin State of Minnesota State of Minnesota
County of Milwaukee County of Hennepin County of Hennepin

The officers of this reporting entity being duly sworn, each depose and say that they are the described officers of said reporting entity, and that on the reporting period stated above, all of the herein described assets were the absolute property of the said reporting entity, free and clear from any liens or claims thereon, except as herein stated, and that this statement, together with related exhibits, schedules and explanations therein contained, annexed or referred to, is a full and true statement of all the assets and liabilities and of the condition and affairs of the said reporting entity as of the reporting period stated above, and of its income and deductions therefrom for the period ended, and have been completed in accordance with the NAIC Annual Statement Instructions and Accounting Practices and Procedures manual except to the extent that: (1) state law may differ; or, (2) that state rules or regulations require differences in reporting not related to accounting practices and procedures, according to the best of their information, knowledge and belief, respectively. Furthermore, the scope of this attestation by the described officers also includes the related corresponding electronic filing with the NAIC, when required, that is an exact copy (except for formatting differences due to electronic filing) of the enclosed statement. The electronic filing may be requested by various regulators in lieu of or in addition to the enclosed statement.

Michelle Lynn Graham M.D.
President, Chief Executive Officer

Heather Anastasia Lang
Assistant Secretary


Peter Marshall Gill
Treasurer

Subscribed and sworn to before me this
5th day of May 2022
Marc S. Cohen
My Commission Expires May 23, 2025
Notary Public
State of Wisconsin
Marc S. Cohen

Subscribed and sworn to before me this
6 day of May 2022
Brenda A. Ryan

Subscribed and sworn to before me this
22 day of April 2022
Patricia Ann Minette

- a. Is this an original filing?..... Yes [X] No []
b. If no,
1. State the amendment number.....
2. Date filed.....
3. Number of pages attached.....



ASSETS

	Current Statement Date			4 December 31 Prior Year Net Admitted Assets
	1 Assets	2 Nonadmitted Assets	3 Net Admitted Assets (Cols. 1 - 2)	
1. Bonds	1,889,738,742	0	1,889,738,742	1,826,337,231
2. Stocks:				
2.1 Preferred stocks	0	0	0	0
2.2 Common stocks	0	0	0	0
3. Mortgage loans on real estate:				
3.1 First liens	0	0	0	0
3.2 Other than first liens.....	0	0	0	0
4. Real estate:				
4.1 Properties occupied by the company (less \$0 encumbrances)	0	0	0	0
4.2 Properties held for the production of income (less \$0 encumbrances)	0	0	0	0
4.3 Properties held for sale (less \$0 encumbrances)	0	0	0	0
5. Cash (\$1,779,742), cash equivalents (\$434,324,739) and short-term investments (\$85,305,634)	521,410,115	0	521,410,115	245,738,223
6. Contract loans (including \$0 premium notes)	0	0	0	0
7. Derivatives	0	0	0	0
8. Other invested assets	0	0	0	0
9. Receivables for securities	4,357,833	0	4,357,833	2,400,000
10. Securities lending reinvested collateral assets	0	0	0	0
11. Aggregate write-ins for invested assets	0	0	0	0
12. Subtotals, cash and invested assets (Lines 1 to 11)	2,415,506,690	0	2,415,506,690	2,074,475,454
13. Title plants less \$0 charged off (for Title insurers only)	0	0	0	0
14. Investment income due and accrued	11,508,404	0	11,508,404	11,669,365
15. Premiums and considerations:				
15.1 Uncollected premiums and agents' balances in the course of collection	13,233,095	1,803,137	11,429,958	4,306,205
15.2 Deferred premiums, agents' balances and installments booked but deferred and not yet due (including \$0 earned but unbilled premiums)	0	0	0	0
15.3 Accrued retrospective premiums (\$4,765,831) and contracts subject to redetermination (\$722,059,706)	726,825,537	0	726,825,537	429,884,462
16. Reinsurance:				
16.1 Amounts recoverable from reinsurers	0	0	0	0
16.2 Funds held by or deposited with reinsured companies	0	0	0	0
16.3 Other amounts receivable under reinsurance contracts	0	0	0	0
17. Amounts receivable relating to uninsured plans	22,354,123	97,998	22,256,125	94,950,761
18.1 Current federal and foreign income tax recoverable and interest thereon	0	0	0	19,392,261
18.2 Net deferred tax asset	28,563,008	0	28,563,008	16,073,722
19. Guaranty funds receivable or on deposit	0	0	0	0
20. Electronic data processing equipment and software	0	0	0	0
21. Furniture and equipment, including health care delivery assets (\$0)	0	0	0	0
22. Net adjustment in assets and liabilities due to foreign exchange rates	0	0	0	0
23. Receivables from parent, subsidiaries and affiliates	102,760,267	102,760,267	0	0
24. Health care (\$5,964,594) and other amounts receivable	15,551,526	9,586,932	5,964,594	6,656,540
25. Aggregate write-ins for other than invested assets	35,768	25,768	10,000	519,912
26. Total assets excluding Separate Accounts, Segregated Accounts and Protected Cell Accounts (Lines 12 to 25)	3,336,338,418	114,274,102	3,222,064,316	2,657,928,682
27. From Separate Accounts, Segregated Accounts and Protected Cell Accounts	0	0	0	0
28. Total (Lines 26 and 27)	3,336,338,418	114,274,102	3,222,064,316	2,657,928,682
DETAILS OF WRITE-INS				
1101.				
1102.				
1103.				
1198. Summary of remaining write-ins for Line 11 from overflow page	0	0	0	0
1199. Totals (Lines 1101 through 1103 plus 1198)(Line 11 above)	0	0	0	0
2501. Service Fee Billing	16,961	16,961	0	0
2502. Deposit	10,000	0	10,000	10,000
2503. Prepaid Commissions	8,800	8,800	0	0
2598. Summary of remaining write-ins for Line 25 from overflow page	7	7	0	509,912
2599. Totals (Lines 2501 through 2503 plus 2598)(Line 25 above)	35,768	25,768	10,000	519,912

LIABILITIES, CAPITAL AND SURPLUS

	Current Period			Prior Year
	1 Covered	2 Uncovered	3 Total	4 Total
1. Claims unpaid (less \$ 1,298,170 reinsurance ceded)	1,042,441,768	605,265	1,043,047,033	825,832,763
2. Accrued medical incentive pool and bonus amounts	154,662,855	0	154,662,855	120,831,413
3. Unpaid claims adjustment expenses	8,995,914	0	8,995,914	6,642,966
4. Aggregate health policy reserves, including the liability of \$ 251,314,241 for medical loss ratio rebate per the Public Health Service Act	271,365,328	0	271,365,328	269,365,984
5. Aggregate life policy reserves	0	0	0	0
6. Property/casualty unearned premium reserve	0	0	0	0
7. Aggregate health claim reserves	1,650,017	0	1,650,017	1,560,510
8. Premiums received in advance	12,193,929	0	12,193,929	10,961,212
9. General expenses due or accrued	17,097,016	0	17,097,016	41,145,351
10.1 Current federal and foreign income tax payable and interest thereon (including \$ 0 on realized gains (losses))	42,703,045	0	42,703,045	0
10.2 Net deferred tax liability	0	0	0	0
11. Ceded reinsurance premiums payable	1,527,309	0	1,527,309	2,531,594
12. Amounts withheld or retained for the account of others	1,336,764	0	1,336,764	1,346,184
13. Remittances and items not allocated	617,032	0	617,032	680,987
14. Borrowed money (including \$ 0 current) and interest thereon \$ 0 (including \$ 0 current)	0	0	0	0
15. Amounts due to parent, subsidiaries and affiliates	45,754,012	0	45,754,012	101,992,599
16. Derivatives	0	0	0	0
17. Payable for securities	6,945,132	0	6,945,132	0
18. Payable for securities lending	0	0	0	0
19. Funds held under reinsurance treaties (with \$ 0 authorized reinsurers, \$ 0 unauthorized reinsurers and \$ 0 certified reinsurers)	0	0	0	0
20. Reinsurance in unauthorized and certified (\$ 0) companies	0	0	0	0
21. Net adjustments in assets and liabilities due to foreign exchange rates	0	0	0	0
22. Liability for amounts held under uninsured plans	211,097,370	0	211,097,370	59,781,311
23. Aggregate write-ins for other liabilities (including \$ 7,344 current)	7,344	0	7,344	6,347
24. Total liabilities (Lines 1 to 23)	1,818,394,835	605,265	1,819,000,100	1,442,679,221
25. Aggregate write-ins for special surplus funds	XXX	XXX	0	0
26. Common capital stock	XXX	XXX	1,000,000	1,000,000
27. Preferred capital stock	XXX	XXX	0	0
28. Gross paid in and contributed surplus	XXX	XXX	100,289,807	100,289,807
29. Surplus notes	XXX	XXX	0	0
30. Aggregate write-ins for other than special surplus funds	XXX	XXX	0	0
31. Unassigned funds (surplus)	XXX	XXX	1,301,774,409	1,113,959,654
32. Less treasury stock, at cost:				
32.1 0 shares common (value included in Line 26 \$ 0)	XXX	XXX	0	0
32.2 0 shares preferred (value included in Line 27 \$ 0)	XXX	XXX	0	0
33. Total capital and surplus (Lines 25 to 31 minus Line 32)	XXX	XXX	1,403,064,216	1,215,249,461
34. Total liabilities, capital and surplus (Lines 24 and 33)	XXX	XXX	3,222,064,316	2,657,928,682
DETAILS OF WRITE-INS				
2301. Unclaimed Property	7,344	0	7,344	6,347
2302.				
2303.				
2398. Summary of remaining write-ins for Line 23 from overflow page	0	0	0	0
2399. Totals (Lines 2301 through 2303 plus 2398)(Line 23 above)	7,344	0	7,344	6,347
2501.	XXX	XXX		
2502.	XXX	XXX		
2503.	XXX	XXX		
2598. Summary of remaining write-ins for Line 25 from overflow page	XXX	XXX	0	0
2599. Totals (Lines 2501 through 2503 plus 2598)(Line 25 above)	XXX	XXX	0	0
3001.	XXX	XXX		
3002.	XXX	XXX		
3003.	XXX	XXX		
3098. Summary of remaining write-ins for Line 30 from overflow page	XXX	XXX	0	0
3099. Totals (Lines 3001 through 3003 plus 3098)(Line 30 above)	XXX	XXX	0	0

STATEMENT OF REVENUE AND EXPENSES

	Current Year To Date		Prior Year To Date	Prior Year Ended December 31
	1 Uncovered	2 Total	3 Total	4 Total
1. Member Months	XXX	2,681,091	2,820,305	9,408,328
2. Net premium income (including \$0 non-health premium income).....	XXX	3,245,987,595	2,526,016,688	9,510,259,041
3. Change in unearned premium reserves and reserve for rate credits.....	XXX	(1,917,359)	(22,878,997)	20,925,938
4. Fee-for-service (net of \$0 medical expenses).....	XXX	0	0	0
5. Risk revenue	XXX	0	0	0
6. Aggregate write-ins for other health care related revenues	XXX	0	0	0
7. Aggregate write-ins for other non-health revenues	XXX	0	0	0
8. Total revenues (Lines 2 to 7)	XXX	3,244,070,236	2,503,137,691	9,531,184,979
Hospital and Medical:				
9. Hospital/medical benefits	1,313,566	2,263,655,408	1,748,068,679	6,913,716,155
10. Other professional services	31,898	54,969,997	38,959,669	144,994,667
11. Outside referrals	0	0	0	0
12. Emergency room and out-of-area	0	0	0	0
13. Prescription drugs	155,611	268,163,543	190,044,526	488,453,662
14. Aggregate write-ins for other hospital and medical	0	0	0	0
15. Incentive pool, withhold adjustments and bonus amounts	0	46,583,759	30,582,266	143,391,284
16. Subtotal (Lines 9 to 15)	1,501,075	2,633,372,707	2,007,655,140	7,690,555,768
Less:				
17. Net reinsurance recoveries	0	0	(112)	1,783,615
18. Total hospital and medical (Lines 16 minus 17)	1,501,075	2,633,372,707	2,007,655,252	7,688,772,153
19. Non-health claims (net)	0	0	0	0
20. Claims adjustment expenses, including \$74,061,713 cost containment expenses	0	99,717,444	85,161,298	315,017,062
21. General administrative expenses	0	227,745,807	179,714,641	741,580,239
22. Increase in reserves for life and accident and health contracts (including \$0 increase in reserves for life only)	0	0	0	0
23. Total underwriting deductions (Lines 18 through 22).....	1,501,075	2,960,835,958	2,272,531,191	8,745,369,454
24. Net underwriting gain or (loss) (Lines 8 minus 23)	XXX	283,234,278	230,606,500	785,815,525
25. Net investment income earned	0	9,450,028	9,098,147	36,786,980
26. Net realized capital gains (losses) less capital gains tax of \$41,855	0	157,327	(25,951)	3,338,995
27. Net investment gains (losses) (Lines 25 plus 26)	0	9,607,355	9,072,196	40,125,975
28. Net gain or (loss) from agents' or premium balances charged off [(amount recovered \$233,083) (amount charged off \$(670,841))].....	0	(437,758)	(432,464)	(1,869,204)
29. Aggregate write-ins for other income or expenses	0	126	0	0
30. Net income or (loss) after capital gains tax and before all other federal income taxes (Lines 24 plus 27 plus 28 plus 29)	XXX	292,404,001	239,246,232	824,072,296
31. Federal and foreign income taxes incurred	XXX	62,053,451	50,380,893	170,970,157
32. Net income (loss) (Lines 30 minus 31)	XXX	230,350,550	188,865,339	653,102,139
DETAILS OF WRITE-INS				
0601.	XXX			
0602.	XXX			
0603.	XXX			
0698. Summary of remaining write-ins for Line 6 from overflow page	XXX	0	0	0
0699. Totals (Lines 0601 through 0603 plus 0698)(Line 6 above)	XXX	0	0	0
0701.	XXX			
0702.	XXX			
0703.	XXX			
0798. Summary of remaining write-ins for Line 7 from overflow page	XXX	0	0	0
0799. Totals (Lines 0701 through 0703 plus 0798)(Line 7 above)	XXX	0	0	0
1401.				
1402.				
1403.				
1498. Summary of remaining write-ins for Line 14 from overflow page	0	0	0	0
1499. Totals (Lines 1401 through 1403 plus 1498)(Line 14 above)	0	0	0	0
2901. Miscellaneous Proceeds	0	126	0	0
2902.				
2903.				
2998. Summary of remaining write-ins for Line 29 from overflow page	0	0	0	0
2999. Totals (Lines 2901 through 2903 plus 2998)(Line 29 above)	0	126	0	0

STATEMENT OF REVENUE AND EXPENSES (Continued)

	1 Current Year to Date	2 Prior Year to Date	3 Prior Year Ended December 31
CAPITAL AND SURPLUS ACCOUNT			
33. Capital and surplus prior reporting year.....	1,215,249,461	1,107,156,858	1,107,156,858
34. Net income or (loss) from Line 32	230,350,550	188,865,339	653,102,139
35. Change in valuation basis of aggregate policy and claim reserves	0	0	0
36. Change in net unrealized capital gains (losses) less capital gains tax of \$(965,898)	(3,633,615)	(426,917)	(439,944)
37. Change in net unrealized foreign exchange capital gain or (loss)	0	0	0
38. Change in net deferred income tax	11,523,388	6,893,000	(1,977,857)
39. Change in nonadmitted assets	(50,425,568)	(30,854,379)	7,408,265
40. Change in unauthorized and certified reinsurance	0	0	0
41. Change in treasury stock	0	0	0
42. Change in surplus notes	0	0	0
43. Cumulative effect of changes in accounting principles.....	0	0	0
44. Capital Changes:			
44.1 Paid in	0	0	0
44.2 Transferred from surplus (Stock Dividend).....	0	0	0
44.3 Transferred to surplus.....	0	0	0
45. Surplus adjustments:			
45.1 Paid in	0	0	0
45.2 Transferred to capital (Stock Dividend)	0	0	0
45.3 Transferred from capital	0	0	0
46. Dividends to stockholders	0	(50,000,000)	(550,000,000)
47. Aggregate write-ins for gains or (losses) in surplus	0	0	0
48. Net change in capital & surplus (Lines 34 to 47)	187,814,755	114,477,043	108,092,603
49. Capital and surplus end of reporting period (Line 33 plus 48)	1,403,064,216	1,221,633,901	1,215,249,461
DETAILS OF WRITE-INS			
4701.	0	0	0
4702.			
4703.			
4798. Summary of remaining write-ins for Line 47 from overflow page	0	0	0
4799. Totals (Lines 4701 through 4703 plus 4798)(Line 47 above)	0	0	0

CASH FLOW

	1 Current Year To Date	2 Prior Year To Date	3 Prior Year Ended December 31
Cash from Operations			
1. Premiums collected net of reinsurance	2,942,129,500	2,327,030,324	9,440,675,230
2. Net investment income	12,744,134	13,169,364	51,125,816
3. Miscellaneous income	0	0	0
4. Total (Lines 1 to 3)	2,954,873,634	2,340,199,688	9,491,801,046
5. Benefit and loss related payments	2,380,356,184	1,921,956,476	7,743,481,790
6. Net transfers to Separate Accounts, Segregated Accounts and Protected Cell Accounts	0	0	0
7. Commissions, expenses paid and aggregate write-ins for deductions	124,969,922	190,160,074	1,026,561,655
8. Dividends paid to policyholders	0	0	0
9. Federal and foreign income taxes paid (recovered) net of \$0 tax on capital gains (losses)	0	0	152,315,119
10. Total (Lines 5 through 9)	2,505,326,106	2,112,116,550	8,922,358,564
11. Net cash from operations (Line 4 minus Line 10)	449,547,528	228,083,138	569,442,482
Cash from Investments			
12. Proceeds from investments sold, matured or repaid:			
12.1 Bonds	66,648,231	102,529,577	536,156,805
12.2 Stocks	0	0	0
12.3 Mortgage loans	0	0	0
12.4 Real estate	0	0	0
12.5 Other invested assets	0	0	0
12.6 Net gains or (losses) on cash, cash equivalents and short-term investments	(48,601)	119	(14,409)
12.7 Miscellaneous proceeds	6,945,132	6,282,709	0
12.8 Total investment proceeds (Lines 12.1 to 12.7)	73,544,762	108,812,405	536,142,396
13. Cost of investments acquired (long-term only):			
13.1 Bonds	137,592,816	184,725,467	710,508,805
13.2 Stocks	0	0	0
13.3 Mortgage loans	0	0	0
13.4 Real estate	0	0	0
13.5 Other invested assets	0	0	0
13.6 Miscellaneous applications	1,957,833	0	3,472,000
13.7 Total investments acquired (Lines 13.1 to 13.6)	139,550,649	184,725,467	713,980,805
14. Net increase (or decrease) in contract loans and premium notes	0	0	0
15. Net cash from investments (Line 12.8 minus Line 13.7 and Line 14)	(66,005,887)	(75,913,062)	(177,838,409)
Cash from Financing and Miscellaneous Sources			
16. Cash provided (applied):			
16.1 Surplus notes, capital notes	0	0	0
16.2 Capital and paid in surplus, less treasury stock	0	0	0
16.3 Borrowed funds	0	0	0
16.4 Net deposits on deposit-type contracts and other insurance liabilities	0	0	0
16.5 Dividends to stockholders	0	50,000,000	550,000,000
16.6 Other cash provided (applied)	(107,869,749)	(18,888,523)	76,872,455
17. Net cash from financing and miscellaneous sources (Line 16.1 through Line 16.4 minus Line 16.5 plus Line 16.6)	(107,869,749)	(68,888,523)	(473,127,545)
RECONCILIATION OF CASH, CASH EQUIVALENTS AND SHORT-TERM INVESTMENTS			
18. Net change in cash, cash equivalents and short-term investments (Line 11, plus Lines 15 and 17) ..	275,671,892	83,281,553	(81,523,472)
19. Cash, cash equivalents and short-term investments:			
19.1 Beginning of year	245,738,223	327,261,695	327,261,695
19.2 End of period (Line 18 plus Line 19.1)	521,410,115	410,543,248	245,738,223

Note: Supplemental disclosures of cash flow information for non-cash transactions:

--	--	--	--

EXHIBIT OF PREMIUMS, ENROLLMENT AND UTILIZATION

	1 Total	Comprehensive (Hospital & Medical)		4 Medicare Supplement	5 Vision Only	6 Dental Only	7 Federal Employees Health Benefit Plan	8 Title XVIII Medicare	9 Title XIX Medicaid	10 Other
		2 Individual	3 Group							
Total Members at end of:										
1. Prior Year	736,897	6,537	48,927	0	0	0	0	681,433	0	0
2. First Quarter	897,807	1	42,928	0	0	0	0	854,878	0	0
3. Second Quarter	0	0	0	0	0	0	0	0	0	0
4. Third Quarter	0	0	0	0	0	0	0	0	0	0
5. Current Year	0	0	0	0	0	0	0	0	0	0
6. Current Year Member Months	2,681,091	(2,218)	129,494	0	0	0	0	2,553,911	(96)	0
Total Member Ambulatory Encounters for Period:										
7. Physician	2,640,267	3	104,024	0	0	0	0	2,536,240	0	0
8. Non-Physician	1,211,442	0	3,646	0	0	0	0	1,207,796	0	0
9. Total	3,851,709	3	107,670	0	0	0	0	3,744,036	0	0
10. Hospital Patient Days Incurred	133,585	0	955	0	0	0	0	132,630	0	0
11. Number of Inpatient Admissions	23,444	0	267	0	0	0	0	23,177	0	0
12. Health Premiums Written (a)	3,250,588,518	(191,979)	79,578,760	0	0	0	0	3,168,335,707	2,866,030	0
13. Life Premiums Direct	0	0	0	0	0	0	0	0	0	0
14. Property/Casualty Premiums Written	0	0	0	0	0	0	0	0	0	0
15. Health Premiums Earned	3,248,671,159	(191,979)	79,581,952	0	0	0	0	3,166,415,156	2,866,030	0
16. Property/Casualty Premiums Earned	0	0	0	0	0	0	0	0	0	0
17. Amount Paid for Provision of Health Care Services.....	2,380,742,476	1,726,967	62,974,166	0	0	0	0	2,317,458,191	(1,416,848)	0
18. Amount Incurred for Provision of Health Care Services	2,633,372,707	(139,252)	56,956,581	0	0	0	0	2,577,917,898	(1,362,520)	0

(a) For health premiums written: amount of Medicare Title XVIII exempt from state taxes or fees \$3,168,335,707

CLAIMS UNPAID AND INCENTIVE POOL, WITHHOLD AND BONUS (Reported and Unreported)

UNDERWRITING AND INVESTMENT EXHIBIT

ANALYSIS OF CLAIMS UNPAID - PRIOR YEAR - NET OF REINSURANCE

Line of Business	Claims Paid Year to Date		Liability End of Current Quarter		5 Claims Incurred in Prior Years (Columns 1 + 3)	6 Estimated Claim Reserve and Claim Liability December 31 of Prior Year
	1 On Claims Incurred Prior to January 1 of Current Year	2 On Claims Incurred During the Year	3 On Claims Unpaid Dec. 31 of Prior Year	4 On Claims Incurred During the Year		
1. Comprehensive (hospital and medical)	31,619,444	32,842,592	2,499,240	23,775,385	34,118,684	34,311,284
2. Medicare Supplement	0	0	0	0	0	0
3. Dental Only	0	0	0	0	0	0
4. Vision Only	0	0	0	0	0	0
5. Federal Employees Health Benefits Plan	0	0	0	0	0	0
6. Title XVIII - Medicare	707,123,345	1,597,821,625	63,568,485	954,595,996	770,691,830	791,842,207
7. Title XIX - Medicaid	(1,416,848)	0	257,943	0	(1,158,905)	1,239,781
8. Other health	0	0	0	0	0	0
9. Health subtotal (Lines 1 to 8)	737,325,941	1,630,664,217	66,325,668	978,371,381	803,651,609	827,393,272
10. Healthcare receivables (a)	14,814,485	737,041	0	0	14,814,485	17,046,538
11. Other non-health	0	0	0	0	0	0
12. Medical incentive pools and bonus amounts	12,662,907	89,410	112,030,110	42,632,745	124,693,017	120,831,413
13. Totals (Lines 9-10+11+12)	735,174,363	1,630,016,586	178,355,778	1,021,004,126	913,530,141	931,178,147

(a) Excludes \$ 0 loans or advances to providers not yet expensed.

NOTES TO FINANCIAL STATEMENTS

1. SUMMARY OF SIGNIFICANT ACCOUNTING POLICIES AND GOING CONCERN

Effective January 1, 2022, affiliates, UnitedHealthcare of Illinois, Inc., UnitedHealthcare of Mississippi, Inc., UnitedHealthcare of New England, Inc., Care Improvement Plus Wisconsin Insurance Company ("CIPWI"), Optimum Choice, Inc., UnitedHealthcare of Kentucky, Ltd. and UnitedHealthcare of Oklahoma, Inc., novated certain Centers for Medicare and Medicaid Services ("CMS") contracts to UnitedHealthcare of Wisconsin, Inc. (the "Company"). The novation agreements resulted in full control of the contracts being transferred to the Company at \$0 net book value for dates of service on or after January 1, 2022. Approval for these novations were received from CMS.

Effective January 1, 2022, the Company exited the Patient Protection and Affordable Care Act ("ACA") individual exchange markets in North Carolina and Oklahoma. The 2021 ACA individual exchange revenue represented less than 1% of total direct premiums written as of December 31, 2021.

Effective April 1, 2021, the Company assigned its Medicaid contract with the Wisconsin Department of Health Services ("DHS") to affiliate CIPWI. The assignment resulted in full control of the contract being transferred to CIPWI for dates of service on or after April 1, 2021. Approval for this assignment was received from the Wisconsin Office of the Commissioner of Insurance ("WOCI") and DHS.

Organization and Operation

The Company is a wholly owned subsidiary of UnitedHealthcare, Inc. with UnitedHealth Group Incorporated as its ultimate parent. The Company is licensed as a health maintenance organization ("HMO") in Wisconsin by the WOCI and is also licensed in 21 additional states. The Company offers comprehensive commercial products and Medicare plans.

A. Accounting Practices

The statutory basis financial statements (herein referred to as "financial statements") of the Company are presented on the basis of accounting practices prescribed or permitted by the WOCI.

The WOCI recognizes only statutory accounting practices prescribed or permitted by the State of Wisconsin (the "State") for determining and reporting the financial condition and results of operations of an HMO, for determining its solvency under Wisconsin Insurance Law. The State prescribes the use of the National Association of Insurance Commissioners' ("NAIC") Accounting Practices and Procedures manual ("NAIC SAP") in effect for the accounting periods covered in the financial statements.

STATEMENT AS OF MARCH 31, 2022 OF THE UnitedHealthcare of Wisconsin, Inc.

The WOCI has adopted certain prescribed accounting practices that differ from those found in the NAIC SAP. A reconciliation of the Company’s net income and capital and surplus between the NAIC SAP and practices prescribed or permitted by the WOCI as of March 31, 2022 and December 31, 2021, is shown below:

	SSAP #	F/S Page #	F/S Line #	March 31, 2022	December 31, 2021
Net Income					
(1) Company state basis (Page 4, Line 32, Columns 2 & 4)	XXX	XXX	XXX	\$ 230,350,550	\$ 653,102,139
(2) State prescribed practices that are an increase/(decrease) from NAIC SAP: Not Applicable				-	-
(3) State permitted practices that are an increase/(decrease) from NAIC SAP: Not Applicable				-	-
(4) NAIC SAP (1 - 2 - 3 = 4)	XXX	XXX	XXX	<u>\$ 230,350,550</u>	<u>\$ 653,102,139</u>
Capital and Surplus					
(5) Company state basis (Page 3, Line 33, Columns 3 & 4)	XXX	XXX	XXX	\$ 1,403,064,216	\$ 1,215,249,461
(6) State prescribed practices that are an increase/(decrease) from NAIC SAP: Wisconsin Statute 9.10 amounts due from affiliate	25, 84	2	23, 24, 25	(102,912,478)	(52,031,940)
(7) State permitted practices that are an increase/(decrease) from NAIC SAP: Not Applicable				-	-
(8) NAIC SAP (5 - 6 - 7 = 8)	XXX	XXX	XXX	<u>\$ 1,505,976,694</u>	<u>\$ 1,267,281,401</u>

The WOCI adopted certain prescribed accounting practices that differ from those found in the NAIC SAP. Specifically, receivables from parent, subsidiaries and affiliates of \$102,911,304 and \$52,031,940 at March 31, 2022 and December 31, 2021, respectively are required to be nonadmitted. Capital and surplus on the Company state basis in the table above is reduced as a result of the gross nonadmitted receivable from parent, subsidiaries, and affiliates, which excludes any potential net deferred tax asset impact. There was no impact to net income and no regulatory risk-based capital event was triggered from the Company applying the Wisconsin statute.

The Company had an arrangement contract with the DHS whereby it collected hospital assessment payments from DHS and remitted such payments to hospitals providing Medicaid services. This pass-thru arrangement results in no insurance risk to the Company and has no impact on the Company’s net income or capital and surplus.

B. Use of Estimates in the Preparation of the Financial Statements

No significant change.

C. Accounting Policy

- (1) No significant change.
- (2) The Company does not have any mandatory convertible securities or Securities Valuation Office of the NAIC (“SVO”) identified funds (i.e.: exchange traded funds or bond mutual funds) in its bond portfolio.
- (3–5) No significant change.
- (6) U.S. government and agency securities and corporate debt securities include loan-backed securities (mortgage-backed securities and asset-backed securities), which are valued using the retrospective adjustment methodology. Prepayment assumptions for the determination of the book/adjusted carrying value, commonly referred to as amortized cost, of loan-backed securities are based on a three-month constant prepayment rate history obtained from external data source vendors. The Company’s investment policy limits investments in nonagency residential mortgage-backed securities, including home equity and sub-prime mortgages, to 10% of total cash and invested assets. Total combined investments in mortgage-backed securities and asset-backed securities cannot exceed more than 30% of total cash and invested assets.
- (7–13) No significant change.

D. Going Concern

The Company has the ability and will continue to operate for a period of time sufficient to carry out its commitments, obligations, and business objectives.

2. ACCOUNTING CHANGES AND CORRECTIONS OF ERRORS

No significant change.

3. BUSINESS COMBINATIONS AND GOODWILL

A–E. No significant change.

4. DISCONTINUED OPERATIONS

A. Discontinued Operation Disposed of or Classified as Held for Sale

(1–4) No significant change.

B. Change in Plan of Sale of Discontinued Operations — Not applicable.

C. Nature of any Significant Continuing Involvement with Discontinued Operations after Disposal — Not applicable.

D. Equity Interest Retained in the Discontinued Operation after Disposal — Not applicable.

5. INVESTMENTS

A. Mortgage Loans, including Mezzanine Real Estate Loans — Not applicable.

B. Debt Restructuring — Not applicable.

C. Reverse Mortgages — Not applicable.

D. Loan-Backed Securities

- (1) U.S. government and agency securities and corporate debt securities include loan-backed securities (mortgage-backed securities and asset-backed securities), which are valued using the retrospective adjustment methodology. Prepayment assumptions for the determination of the book/adjusted carrying value, commonly referred to as amortized cost, of loan-backed securities are based on a three-month constant prepayment rate history obtained from external data source vendors.
- (2) The Company did not recognize any other-than-temporary impairments ("OTTIs") on loan-backed securities as of March 31, 2022.
- (3) The Company did not have any loan-backed securities with OTTIs to report by CUSIP as of March 31, 2022.
- (4) The following table illustrates the fair value, gross unrecognized unrealized losses, and length of time that the loan-backed securities have been in a continuous unrecognized unrealized loss position as of March 31, 2022 and December 31, 2021:

	March 31, 2022
The aggregate amount of unrealized losses:	
1. Less than 12 months	\$ 16,013,132
2. 12 months or longer	7,602,859
The aggregate related fair value of securities with unrealized losses:	
1. Less than 12 months	335,456,651
2. 12 months or longer	77,780,447
	December 31, 2021
The aggregate amount of unrealized losses:	
1. Less than 12 months	\$ 4,052,588
2. 12 months or longer	161,955
The aggregate related fair value of securities with unrealized losses:	
1. Less than 12 months	249,671,748
2. 12 months or longer	5,729,828

(5) The Company believes that it will continue to collect timely the principal and interest due on its loan-backed securities that have an amortized cost in excess of fair value. The unrealized losses were primarily caused by interest rate changes and not by unfavorable changes in the credit quality associated with these securities that impacted the assessment on collectability of principal and interest. At each reporting period, the Company evaluates available-for-sale debt securities for any credit-related impairment when the fair value of the investment is less than its amortized cost. The Company evaluated the expected cash flows, the underlying credit quality and credit ratings of the issuers, noting no significant credit deterioration since purchase. As of March 31, 2022, the unrealized loss on any security that the Company classified as intent to sell was not material to the Company's investment portfolio. Any other securities in an unrealized loss position as of March 31, 2022, the Company considers to be temporary.

E. **Dollar Repurchase Agreements and/or Securities Lending Transactions** — Not applicable.

F. **Repurchase Agreements Transactions Accounted for as Secured Borrowing** — Not applicable.

G. **Reverse Repurchase Agreements Transactions Accounted for as Secured Borrowing** — Not applicable.

H. **Repurchase Agreements Transactions Accounted for as a Sale** — Not applicable.

I. **Reverse Repurchase Agreements Transactions Accounted for as a Sale** — Not applicable.

J. **Real Estate** — Not applicable.

K. **Low-Income Housing Tax Credits** — Not applicable.

L. **Restricted Assets** — No significant change.

M. **Working Capital Finance Investments** — Not applicable.

N. **Offsetting and Netting of Assets and Liabilities**

The Company does not have any offsetting or netting of assets and liabilities as it relates to derivatives, repurchase and reverse repurchase agreements, and securities borrowing and securities lending activities.

O. **5GI Securities**

The Company does not have any investments with an NAIC designation of 5GI as of March 31, 2022 and December 31, 2021.

P. **Short Sales** — Not applicable.

Q. **Prepayment Penalty and Acceleration Fees** — No significant change.

R. **Reporting Entity's Share of Cash Pool by Asset Type** —

The Company's investment in the qualified cash pool is reported in cash equivalents. The Company's investment in the qualified cash pool is \$889,041 and \$890,011 as of March 31, 2022 and December 31, 2021, respectively. The following table presents the percent share distribution by underlying asset type of the total qualified cash pool balance as of March 31, 2022:

Asset Type	Percent Share
(1) Cash	0%
(2) Cash Equivalents	68%
(3) Short-Term Investments	32%
(4) Total	100%

6. **JOINT VENTURES, PARTNERSHIPS, AND LIMITED LIABILITY COMPANIES**

A–B. No significant change.

7. **INVESTMENT INCOME**

A–B. No significant change.

8. **DERIVATIVE INSTRUMENTS**

A–B. Not applicable.

9. INCOME TAXES

A. Deferred Tax Asset/Liability

The Company's net deferred tax asset increased \$12,489,286 from December 31, 2021 to March 31, 2022 as a result of the increase in nonadmitted assets. The change in net deferred income taxes, excluding the impact of the change in nonadmitted assets, had a corresponding impact on the current federal income tax provision.

B-I. No significant change.

10. INFORMATION CONCERNING PARENT, SUBSIDIARIES, AND AFFILIATES

A-O. Material Related Party Transactions

No significant change.

11. DEBT

A-B. The Company had no outstanding debt with third-parties or outstanding Federal Home Loan Bank agreements during 2022 and 2021.

12. RETIREMENT PLANS, DEFERRED COMPENSATION, POSTEMPLOYMENT BENEFITS AND COMPENSATED ABSENCES, AND OTHER POSTRETIREMENT BENEFIT PLANS

A-I. The Company has no defined benefit plans, defined contribution plans, multiemployer plans, consolidated/holding company plans, postemployment benefits, and compensated absences plans and is not impacted by the Medicare Modernization Act on postretirement benefits, since all personnel are employees of United HealthCare Services, Inc. ("UHS"), which provides services to the Company under the terms of a management agreement (the "Agreement").

13. CAPITAL AND SURPLUS, DIVIDEND RESTRICTIONS, AND QUASI-REORGANIZATIONS

A-M. No significant change.

14. LIABILITIES, CONTINGENCIES AND ASSESSMENTS

A-F. No significant change.

15. LEASES

A-B. No significant change.

16. INFORMATION ABOUT FINANCIAL INSTRUMENTS WITH OFF-BALANCE-SHEET RISK AND FINANCIAL INSTRUMENTS WITH CONCENTRATIONS OF CREDIT RISK

(1-4) No significant change.

17. SALE, TRANSFER, AND SERVICING OF FINANCIAL ASSETS AND EXTINGUISHMENTS OF LIABILITIES

A-C. The Company did not participate in any transfers of receivables, financial assets, or wash sales.

18. GAIN OR LOSS TO THE REPORTING ENTITY FROM UNINSURED PLANS AND THE UNINSURED PORTION OF PARTIALLY INSURED PLANS

A-B. No significant change.

C. Medicare or Other Similarly Structured Cost Based Reimbursement Contract

The Medicare Part D program is a partially insured plan. The Company recorded a payable of \$145,639,131 and a receivable of \$37,845,883 as of March 31, 2022 and December 31, 2021, respectively, for cost reimbursement under the Medicare Part D program for the catastrophic reinsurance and low-income member cost-sharing subsidies. The Company also recorded a receivable of \$22,253,514 and \$57,100,951 and also a payable of \$65,458,239 and \$59,781,311 as of March 31, 2022 and December 31, 2021, respectively, for the Medicare Part D coverage gap discount program. The receivables and payables are recorded in amounts receivable relating to uninsured plans and liability for amounts held under uninsured plans, respectively, in the financial statements.

19. DIRECT PREMIUM WRITTEN/PRODUCED BY MANAGING GENERAL AGENTS/THIRD-PARTY ADMINISTRATORS

No significant change.

20. FAIR VALUE MEASUREMENTS

The NAIC SAP defines fair value, establishes a framework for measuring fair value, and outlines the disclosure requirements related to fair value measurements. The fair value hierarchy is as follows:

Level 1 — Quoted (unadjusted) prices for identical assets in active markets.

Level 2 — Other observable inputs, either directly or indirectly, including:

- Quoted prices for similar assets in active markets;
- Quoted prices for identical or similar assets in nonactive markets (few transactions, limited information, noncurrent prices, high variability over time, etc.);
- Inputs other than quoted prices that are observable for the asset (interest rates, yield curves, volatilities, default rates, etc.);
- Inputs that are derived principally from or corroborated by other observable market data.

Level 3 — Unobservable inputs that cannot be corroborated by observable market data.

The estimated fair values of bonds, cash equivalents, and short-term investments (collectively “investment holdings”) are based on quoted market prices, where available. The Company obtains one price for each security primarily from a third-party pricing service (“pricing service”), which generally uses quoted prices or other observable inputs for the determination of fair value. The pricing service normally derives the security prices through recently reported trades for identical or similar securities, making adjustments through the reporting date based upon available observable market information. For securities not actively traded, the pricing service may use quoted market prices of comparable instruments or discounted cash flow analyses, incorporating inputs that are currently observable in the markets for similar securities. Inputs that are often used in the valuation methodologies include, but are not limited to, non-binding broker quotes, benchmark yields, credit spreads, default rates and prepayment speeds. As the Company is responsible for the determination of fair value, it performs quarterly analyses on the prices received from the pricing service to determine whether the prices are reasonable estimates of fair value. Specifically, the Company compares the prices received from the pricing service to a secondary pricing source; prices reported by its custodian, its investment consultant and third-party investment advisors. Additionally, the Company compares changes in the reported market values and returns to relevant market indices to test the reasonableness of the reported prices. The Company’s internal price verification procedures and review of fair value methodology documentation provided by independent pricing services have not historically resulted in an adjustment in the prices obtained from the pricing service.

In instances in which the inputs used to measure fair value fall into different levels of the fair value hierarchy, the fair value measurement has been determined based on the lowest-level input that is significant to the fair value measurement in its entirety. The Company’s assessment of the significance of a particular item to the fair value measurement in its entirety requires judgment, including the consideration of inputs specific to the asset or liability.

A. Fair Value

(1) Fair Value Measurements at Reporting Date

The following tables present information about the Company’s financial assets that are measured and reported at fair value at March 31, 2022 and December 31, 2021, in the financial statements according to the valuation techniques the Company used to determine their fair values:

Description for Each Class of Asset or Liability	March 31, 2022			Net Asset Value (NAV)	Total
	(Level 1)	(Level 2)	(Level 3)		
a. Assets at fair value:					
Perpetual preferred stock:					
Industrial and misc	\$ -	\$ -	\$ -	\$ -	\$ -
Parent, subsidiaries, and affiliates	-	-	-	-	-
Total perpetual preferred stocks	-	-	-	-	-
Bonds:					
U.S. governments	-	-	-	-	-
Industrial and misc	-	77,488,142	-	-	77,488,142
Hybrid securities	-	-	-	-	-
Parent, subsidiaries, and affiliates	-	-	-	-	-
Total bonds	-	77,488,142	-	-	77,488,142
Common stock:					
Industrial and misc	-	-	-	-	-
Parent, subsidiaries, and affiliates	-	-	-	-	-
Total common stock	-	-	-	-	-
Derivative assets:					
Interest rate contracts	-	-	-	-	-
Foreign exchange contracts	-	-	-	-	-
Credit contracts	-	-	-	-	-
Commodity futures contracts	-	-	-	-	-
Commodity forward contracts	-	-	-	-	-
Total derivatives	-	-	-	-	-
Money-market funds	428,176,107	-	-	-	428,176,107
Qualified cash pool	889,041	-	-	-	889,041
Separate account assets	-	-	-	-	-
Total assets at fair value/NAV	\$ 429,065,148	\$ 77,488,142	\$ -	\$ -	\$ 506,553,290
b. Liabilities at fair value:					
Derivative liabilities	\$ -	\$ -	\$ -	\$ -	\$ -
Total liabilities at fair value	\$ -	\$ -	\$ -	\$ -	\$ -

STATEMENT AS OF MARCH 31, 2022 OF THE UnitedHealthcare of Wisconsin, Inc.

Description for Each Class of Asset or Liability	December 31, 2021				
	(Level 1)	(Level 2)	(Level 3)	Net Asset Value (NAV)	Total
a. Assets at fair value:					
Perpetual preferred stock:					
Industrial and misc	\$ -	\$ -	\$ -	\$ -	\$ -
Parent, subsidiaries, and affiliates	-	-	-	-	-
Total perpetual preferred stocks	-	-	-	-	-
Bonds:					
U.S. governments	2,443,911	-	-	-	2,443,911
Industrial and misc	-	34,545,353	-	-	34,545,353
Hybrid securities	-	-	-	-	-
Parent, subsidiaries, and affiliates	-	-	-	-	-
Total bonds	2,443,911	34,545,353	-	-	36,989,264
Common stock:					
Industrial and misc	-	-	-	-	-
Parent, subsidiaries, and affiliates	-	-	-	-	-
Total common stock	-	-	-	-	-
Derivative assets:					
Interest rate contracts	-	-	-	-	-
Foreign exchange contracts	-	-	-	-	-
Credit contracts	-	-	-	-	-
Commodity futures contracts	-	-	-	-	-
Commodity forward contracts	-	-	-	-	-
Total derivatives	-	-	-	-	-
Money-market funds	144,422,955	-	-	-	144,422,955
Qualified cash pool	890,011	-	-	-	890,011
Separate account assets	-	-	-	-	-
Total assets at fair value/NAV	\$ 147,756,877	\$ 34,545,353	\$ -	\$ -	\$ 182,302,230
b. Liabilities at fair value:					
Derivative liabilities	\$ -	\$ -	\$ -	\$ -	\$ -
Total liabilities at fair value	\$ -	\$ -	\$ -	\$ -	\$ -

- (2) The Company does not have any financial assets with a fair value hierarchy of Level 3 that were measured and reported at fair value for the three months ended March 31, 2022 and the year ended December 31, 2021.
- (3) Transfers between fair value hierarchy levels, if any, are recorded as of the beginning of the reporting period in which the transfer occurs. There were no transfers between Levels 1, 2, or 3 of any financial assets or liabilities during the three months ended March 31, 2022 and the year ended December 31, 2021.
- (4) The framework the Company has established for determining the fair value of the investment holdings is outlined above.
- (5) The Company has no derivative assets and liabilities to disclose.

B. Fair Value Combination — Not applicable.

C. Aggregate Fair Value Hierarchy

The aggregate fair value by hierarchy of all financial instruments as of March 31, 2022 and December 31, 2021, is presented in the table below:

Type of Financial Instrument	March 31, 2022						
	Aggregate Fair Value	Admitted Assets	(Level 1)	(Level 2)	(Level 3)	Net Asset Value (NAV)	Not Practicable (Carrying Value)
U.S. government and agency securities	\$ 467,278,783	\$ 483,866,053	\$ 174,130,876	\$ 293,147,907	\$ -	\$ -	\$ -
State and agency municipal securities	186,660,223	191,900,933	-	186,660,223	-	-	-
City and county municipal securities	223,027,345	230,609,545	-	223,027,345	-	-	-
Corporate debt securities	1,026,283,336	1,068,667,845	-	1,026,283,336	-	-	-
Cash equivalents	434,324,739	434,324,739	429,065,147	5,259,592	-	-	-
Total bonds, short-term investments, and cash equivalents	\$ 2,337,574,426	\$ 2,409,369,115	\$ 603,196,023	\$ 1,734,708,403	\$ -	\$ -	\$ -

Type of Financial Instrument	December 31, 2021						
	Aggregate Fair Value	Admitted Assets	(Level 1)	(Level 2)	(Level 3)	Net Asset Value (NAV)	Not Practicable (Carrying Value)
U.S. government and agency securities	\$ 457,440,650	\$ 454,027,228	\$ 148,096,067	\$ 309,344,583	\$ -	\$ -	\$ -
State and agency municipal securities	193,095,688	186,122,638	-	193,095,688	-	-	-
City and county municipal securities	234,936,582	226,582,914	-	234,936,582	-	-	-
Corporate debt securities	1,025,263,859	1,017,487,154	-	1,025,263,859	-	-	-
Cash equivalents	184,312,368	184,312,368	184,312,368	-	-	-	-
Total bonds, short-term investments, and cash equivalents	\$ 2,095,049,147	\$ 2,068,532,302	\$ 332,408,435	\$ 1,762,640,712	\$ -	\$ -	\$ -

D. Not Practicable to Estimate Fair Value — Not applicable.

E. Investments Measured Using the NAV Practical Expedient — Not applicable.

21. OTHER ITEMS

COVID-19 Trends and Uncertainties

The COVID-19 pandemic continues to evolve and the ultimate overall impact to the Company’s financial statements is uncertain and dependent on the future pacing, intensity and duration of the pandemic, the severity of new variants of the COVID-19 virus, the effectiveness and extent of administration of vaccination and treatments and general economic uncertainty.

A–I. No significant change.

22. EVENTS SUBSEQUENT

Subsequent events have been evaluated through May 16, 2022, which is the date these financial statements were available for issuance.

TYPE I — Recognized Subsequent Events

Any material Type I events subsequent to March 31, 2022, have been recognized in the financial statements and corresponding disclosures.

TYPE II — Non-Recognized Subsequent Events

There are no material non-recognized Type II events that require disclosure.

23. REINSURANCE

A–E. No significant change.

24. RETROSPECTIVELY RATED CONTRACTS AND CONTRACTS SUBJECT TO REDETERMINATION

A–B. No significant change.

C. Pursuant to the ACA, the Company’s commercial and Medicare business is subject to retrospectively rated features based on the actual medical loss ratios (“MLR”) experienced on the commercial and Medicare lines of business and redetermination features for premium adjustments for changes to each member’s health scores based on guidelines determined by the ACA. The total amount of direct premiums written for the commercial and Medicare lines of business for which a portion is subject to the retrospectively rated and redetermination features was \$79,386,782 and \$367,543,878, and \$3,168,335,706 and \$9,014,135,933, representing 2% and 4%, and 98% and 95% of total direct premiums written as of March 31, 2022 and December 31, 2021, respectively.

The Company has Medicare Part D risk-corridor amounts from CMS which are subject to a retrospectively rated feature. The Company has estimated accrued retrospective premiums related to certain Part D premiums based on guidelines determined by CMS. The formula is tiered and based on the bid MLR. The amount of Medicare Part D direct premiums written subject to the retrospectively rated feature was \$112,776,708 and \$351,980,935, representing 4% and 4% of total direct premiums written as of March 31, 2022 and December 31, 2021, respectively.

CMS has released the final Medicaid Managed Care Rule which is subject to each State's administration elections. This rule is the first major update to the Medicaid Managed Care regulations in more than a decade, which includes a minimum loss ratio requirement. Pursuant to the regulations, premiums associated with the Company's Medicaid line of business is subject to retrospectively rated features based on the actual MLR experienced on this product. The calculation is pursuant to the Medicaid Managed Care guidance. The Company also has recorded risk-corridor amounts from the State Medicaid agency which are subject to a retrospectively rated feature. The Company has estimated accrued retrospective premiums adjustments based on the risk-corridor tier guidelines included in the contract. In addition, the Company's Medicaid contract with the State of Wisconsin, is subject to redetermination features for which a portion of direct premiums written for which a stated percentage of the direct premiums written can be eligible for a performance guarantee payment based on various quality measures. The total amount of direct premiums written for the Medicaid line of business for which a portion is subject to the retrospectively rated and redetermination features was \$2,866,030 and \$144,049,470, representing less than 1% and 1% of total direct premiums written as of March 31, 2022 and December 31, 2021, respectively.

D. The Company is required to maintain specific minimum loss ratios on the comprehensive commercial and Medicare lines of business.

The following table discloses the minimum MLR rebate liability for the comprehensive commercial and Medicare lines of business which is included in aggregate health policy reserves in the financial statements for the three months ended March 31, 2022 and the year ended December 31, 2021:

	1	2	3	4	5
	Individual	Small Group Employer	Large Group Employer	Other Categories with Rebates	Total
Prior reporting year					
(1) Medical loss ratio rebates incurred	\$ -	\$ -	\$ -	\$ 38,061,312	\$ 38,061,312
(2) Medical loss ratio rebates paid	-	-	-	70,645,627	70,645,627
(3) Medical loss rebates unpaid	-	-	-	247,227,558	247,227,558
(4) Plus reinsurance assumed amounts	XXX	XXX	XXX	XXX	-
(5) Less reinsurance ceded amounts	XXX	XXX	XXX	XXX	-
(6) Rebates unpaid net of reinsurance	XXX	XXX	XXX	XXX	247,227,558
Current reporting year-to-date					
(7) Medical loss ratio rebates incurred	-	-	-	4,086,683	4,086,683
(8) Medical loss ratio rebates paid	-	-	-	-	-
(9) Medical loss rebates unpaid	-	-	-	251,314,241	251,314,241
(10) Plus reinsurance assumed amounts	XXX	XXX	XXX	XXX	-
(11) Less reinsurance ceded amounts	XXX	XXX	XXX	XXX	-
(12) Rebates unpaid net of reinsurance	XXX	XXX	XXX	XXX	251,314,241

Pursuant to the Medicaid Managed Care rule, based on the State's election, the Company is required to maintain a MLR on its Medicaid, BadgerCare Plus and BadgerCare Plus population. The Company has no amounts accrued for Medicaid MLR rebates as of March 31, 2022 and December 31, 2022.

E. Risk-Sharing Provisions of the Affordable Care Act

- (1) The Company has accident and health insurance premiums in 2022 and 2021 subject to the risk-sharing provisions of the ACA.

The ACA imposed fees and premium stabilization provisions on health insurance issuers offering comprehensive commercial health insurance. The three premium stabilization programs are commonly referred to as the 3Rs – risk adjustment, reinsurance, and risk corridors.

Risk Adjustment — The risk adjustment program is a permanent program designed to mitigate the potential impact of adverse selection that generally applies to non-grandfathered individual and small group plans inside and outside of exchanges. The program helps to stabilize market premiums by transferring funds from plans with relatively low-risk enrollees to plans with relatively high-risk enrollees. The data used by CMS to determine the risk adjustment transfer amount is subject to audits along with the true-up to the final CMS report, which may result in a material change to arrive at the final risk adjustment amount from the initial risk adjustment estimate recorded. Premium adjustments pursuant to the risk adjustment program are accounted for as premium subject to redetermination and user fees are accounted for as assessments.

Reinsurance and Risk Corridors — The transitional reinsurance program and risk corridors program were temporary programs which expired at the end of 2016. The details of the years impacted and the amounts received from CMS for settlement of the temporary ACA risk corridor program are included in Note 24E(5) below.

(2) The following table presents the current year impact of risk-sharing provisions of the ACA on assets, liabilities, and operations.

a. Permanent ACA Risk Adjustment Program		March 31, 2022
<u>Assets</u>		
1. Premium adjustments receivable due to ACA Risk Adjustment (including high risk pool payments)	\$	4,636,743
<u>Liabilities</u>		
2. Risk adjustment user fees payable for ACA Risk Adjustment		67,505
3. Premium adjustments payable due to ACA Risk Adjustment (including high risk pool premium)		11,501,502
<u>Operations (Revenue & Expense)</u>		
4. Reported as revenue in premium for accident and health contracts (written/collected) due to ACA Risk Adjustment		3,298,206
5. Reported in expenses as ACA risk adjustment user fees (incurred/paid)		13,501
b. Transitional ACA Reinsurance Program		
<u>Assets</u>		
1. Amounts recoverable for claims paid due to ACA Reinsurance	\$	-
2. Amounts recoverable for claims unpaid due to ACA Reinsurance (Contra Liability)		-
3. Amounts receivable relating to uninsured plans for contributions for ACA Reinsurance		-
<u>Liabilities</u>		
4. Liabilities for contributions payable due to ACA Reinsurance - not reported as ceded premium		-
5. Ceded reinsurance premiums payable due to ACA Reinsurance		-
6. Liability for amounts held under uninsured plans contributions for ACA Reinsurance		-
<u>Operations (Revenue & Expense)</u>		
7. Ceded reinsurance premiums due to ACA Reinsurance		-
8. Reinsurance recoveries (income statement) due to ACA reinsurance payments or expected payments		-
9. ACA Reinsurance contributions - not reported as ceded premium		-
c. Temporary ACA Risk Corridors Program		
<u>Assets</u>		
1. Accrued retrospective premium due to ACA Risk Corridors	\$	-
<u>Liabilities</u>		
2. Reserve for rate credits or policy experience rating refunds due to ACA Risk Corridors		-
<u>Operations (Revenue & Expense)</u>		
3. Effect of ACA Risk Corridors on net premium income (paid/received)		-
4. Effect of ACA Risk Corridors on change in reserves for rate credits		-

(3) The following table is a rollforward of the prior year ACA risk-sharing provisions for asset and liability balances, along with reasons for adjustments to prior year balances:

	Accrued During the Prior Year on Business Written before December 31 of the Prior Year		Received or Paid as of the Current Year on Business Written before December 31 of the Prior Year		Differences		Adjustments		Ref	Unsettled Balances as of the Reporting Date	
					Prior Year Accrued Less Payments (Col 1 - 3)	Prior Year Accrued Less Payments (Col 2 - 4)	To Prior Year Balances	To Prior Year Balances		Cumulative Balance from Prior Years (Col 1 - 3 + 7)	Cumulative Balance from Prior Years (Col 2 - 4 + 8)
	1	2	3	4	5	6	7	8		9	10
	Receivable	(Payable)	Receivable	(Payable)	Receivable	(Payable)	Receivable	(Payable)		Receivable	(Payable)
a. Permanent ACA Risk Adjustment Program											
1. Premium adjustment receivable (including high risk pool payments)	\$ 2,349,195	\$ -	\$ -	\$ -	\$ 2,349,195	\$ -	\$ 1,284,585	\$ -	A	\$ 3,633,780	\$ -
2. Premium adjustment (payable) (including high risk pool premium)	-	(12,801,464)	-	(292,496)	-	(12,508,968)	-	1,131,270	B	-	(11,377,698)
3. Subtotal ACA Permanent Risk Adjustment Program	2,349,195	(12,801,464)	-	(292,496)	2,349,195	(12,508,968)	1,284,585	1,131,270		3,633,780	(11,377,698)
b. Transitional ACA Reinsurance Program											
1. Amounts recoverable for claims paid	-	-	-	-	-	-	-	-	C	-	-
2. Amounts recoverable for claims unpaid (contra liability)	-	-	-	-	-	-	-	-	D	-	-
3. Amounts receivable relating to uninsured plans	-	-	-	-	-	-	-	-	E	-	-
4. Liabilities for contributions payable due to ACA Reinsurance—not reported as ceded premium	-	-	-	-	-	-	-	-	F	-	-
5. Ceded reinsurance premiums payat	-	-	-	-	-	-	-	-	G	-	-
6. Liability for amounts held under uninsured plans	-	-	-	-	-	-	-	-	H	-	-
7. Subtotal ACA Transitional Reinsurance Program	-	-	-	-	-	-	-	-		-	-
c. Temporary ACA Risk Corridors Program											
1. Accrued retrospective premium	-	-	-	-	-	-	-	-	I	-	-
2. Reserve for rate credits or policy experience rating refunds	-	-	-	-	-	-	-	-	J	-	-
3. Subtotal ACA Risk Corridors Program	-	-	-	-	-	-	-	-		-	-
d. Total for ACA Risk-Sharing Provisions	\$ 2,349,195	\$ (12,801,464)	\$ -	\$ (292,496)	\$ 2,349,195	\$ (12,508,968)	\$ 1,284,585	\$ 1,131,270		\$ 3,633,780	\$ (11,377,698)

Explanation of Adjustments

The risk adjustment receivable as of December 31, 2021 utilized paid claims through October 31, 2021. As of the Reporting Date, the risk adjustment receivable related to prior periods was adjusted based on paid claims through December 31, 2021. The risk adjustment receivable was further adjusted based on CMS' Final Rule amending Risk Adjustment Data Validation beginning with the 2019 Benefit Year, and Benefit Years 2019 and 2020 Risk Adjustment Data Validation IVA results, as well as CMS' Updated Summary Report of 2018 Benefit Year Risk Adjustment Data Validation Adjustments to Risk Adjustment Transfers published January 20, 2022.

The risk adjustment payable as of December 31, 2021 utilized paid claims through October 31, 2021. As of the Reporting Date, the risk adjustment payable related to prior periods was adjusted based on paid claims through December 31, 2021. The risk adjustment payable was further adjusted based on CMS' Final Rule amending Risk Adjustment Data Validation beginning with the 2019 Benefit Year, and Benefit Years 2019 and 2020 Risk Adjustment Data Validation IVA results, as well as CMS' Updated Summary Report of 2018 Benefit Year Risk Adjustment Data Validation Adjustments to Risk Adjustment Transfers published January 20, 2022.

B. 2022.

C. N/A

D. N/A

E. N/A

F. N/A

G. N/A

H. N/A

I. N/A

(4) The Company does not have any risk corridor receivables or payables to present in the table below.

	Accrued During the Prior Year on Business Written Before December 31 of the Prior Year		Received or Paid as of the Current Year on Business Written Before December 31 of the Prior Year		Differences		Adjustments		Unsettled Balances as of the Reporting Date	
					Prior Year Accrued Less Payments (Col 1-3)	Prior Year Accrued Less Payments (Col 2-4)	To Prior Year Balances	To Prior Year Balances	Cumulative Balance from Prior Years (Col 1-3+7)	Cumulative Balance from Prior Years (Col 2-4+8)
	1	2	3	4	5	6	7	8	9	10
Risk Corridors Program Year:	Receivable	(Payable)	Receivable	(Payable)	Receivable	(Payable)	Receivable	(Payable)	Ref	Receivable (Payable)
a. 2014										
1. Accrued retrospective premium	\$ -	\$ -	\$ -	\$ -	\$ -	\$ -	\$ -	\$ -	A	\$ - \$ -
2. Reserve for rate credits or policy experience rating refunds	-	-	-	-	-	-	-	-	B	- -
b. 2015										
1. Accrued retrospective premium	-	-	-	-	-	-	-	-	C	- -
2. Reserve for rate credits or policy experience rating refunds	-	-	-	-	-	-	-	-	D	- -
c. 2016										
1. Accrued retrospective premium	-	-	-	-	-	-	-	-	E	- -
2. Reserve for rate credits or policy experience rating refunds	-	-	-	-	-	-	-	-	F	- -
d. Total for Risk Corridors	\$ -	\$ -	\$ -	\$ -	\$ -	\$ -	\$ -	\$ -		\$ - \$ -

Explanation of Adjustments

A.
B.
C.
D.
E.
F.

(5) The Company does not have any risk corridor receivables to present in the table below.

	1	2	3	4	5	6
Risk Corridors Program Year:	Estimated Amount to be Filed or Final Amount Filed with CMS	Non-Accrued Amounts for Impairment or Other Reasons	Amounts received from CMS	Asset Balance (Gross of Nonadmissions) (1-2-3)	Nonadmitted Amount	Net Admitted (4-5)
a. 2014	\$ -	\$ -	\$ -	\$ -	\$ -	\$ -
b. 2015	-	-	-	-	-	-
c. 2016	-	-	-	-	-	-
d. Total (a+b+c)	\$ -	\$ -	\$ -	\$ -	\$ -	\$ -

25. CHANGE IN INCURRED CLAIMS AND CLAIMS ADJUSTMENT EXPENSES

A. Changes in estimates related to the prior year incurred claims are included in total hospital and medical expenses in the current year in the financial statements. The following tables disclose paid claims, incurred claims, and the balance in claims unpaid, accrued medical incentive pool and bonus amounts, aggregate health claim reserves, health care and other amounts receivable (excluding provider loans and advances not yet expensed) and reinsurance recoverables at March 31, 2022 and December 31, 2021:

STATEMENT AS OF MARCH 31, 2022 OF THE UnitedHealthcare of Wisconsin, Inc.

	March 31, 2022		
	Current Year Incurred Claims	Prior Years Incurred Claims	Total
Beginning of year claim reserve	\$ -	\$ (948,224,686)	\$ (948,224,686)
Paid claims—net of health care receivables* and reinsurance recoveries collected	1,630,753,628	749,598,528	2,380,352,156
End of year claim reserve	<u>1,021,004,126</u>	<u>178,355,779</u>	<u>1,199,359,905</u>
Incurred claims excluding the change in health care receivables and reinsurance recoverables as presented below	2,651,757,754	(20,270,379)	2,631,487,375
Beginning of year health care receivables* and reinsurance recoverables	-	17,436,858	17,436,858
End of year health care receivables* and reinsurance recoverables	<u>(737,041)</u>	<u>(14,814,485)</u>	<u>(15,551,526)</u>
Total incurred claims	<u>\$ 2,651,020,713</u>	<u>\$ (17,648,006)</u>	<u>\$ 2,633,372,707</u>

*Health care receivables excludes provider loans and advances not yet expensed of \$0 and \$4,028 for 2022 and 2021, respectively.

	December 31, 2021		
	Current Year Incurred Claims	Prior Years Incurred Claims	Total
Beginning of year claim reserve	\$ -	\$ (998,080,745)	\$ (998,080,745)
Paid claims—net of health care receivables* and reinsurance recoveries collected	6,876,062,091	867,419,699	7,743,481,790
End of year claim reserve	<u>940,114,962</u>	<u>8,109,724</u>	<u>948,224,686</u>
Incurred claims excluding the change in health care receivables as presented below	7,816,177,053	(122,551,322)	7,693,625,731
Beginning of year health care receivables* End of year health care receivables*	- <u>(10,981,829)</u>	12,583,280 <u>(6,455,029)</u>	12,583,280 <u>(17,436,858)</u>
Total incurred claims	<u>\$ 7,805,195,224</u>	<u>\$ (116,423,071)</u>	<u>\$ 7,688,772,153</u>

*Health care receivables excludes provider loans and advances not yet expensed of \$4,028 and \$0 for 2022 and 2021, respectively.

The liability for claims unpaid, accrued medical incentive pool and bonus amounts, and aggregate health claim reserves, net of health care and other amounts receivable (excluding provider loans and advances not yet expensed) and reinsurance recoverables as of December 31, 2021, was \$930,787,828. As of March 31, 2022, \$749,598,528 has been paid for incurred claims attributable to insured events of prior years. Reserves remaining for prior years, health care and other amounts receivable (excluding provider loans and advances not yet expensed) and reinsurance recoverables are now \$163,541,294 as a result of re-estimation of unpaid claims. Therefore, there has been \$17,648,006 favorable prior year development since December 31, 2021, to March 31, 2022. The primary drivers consist of favorable development as a result of a change in the provision for adverse deviations in experience of \$24,402,013 and favorable development of \$117,128 in retroactivity for inpatient, outpatient, physician, and pharmacy claims offset by unfavorable development of \$5,889,586 in capitation and unfavorable development of \$4,048,084 related to risk share. At December 31, 2021, the Company recorded \$116,423,071 of favorable development. The primary drivers consist of a favorable development of \$71,085,636 in retroactivity for inpatient, outpatient, physician, and pharmacy claims and by a favorable development as a result of a change in the provision for adverse deviations in experience of \$26,187,104. Original estimates are increased or decreased, as additional information becomes known regarding individual claims, which could have an impact to the accruals for MLR rebates and retrospectively rated contracts. As a result of the prior year effects, on a regular basis, the Company adjusts revenue and the corresponding liability and/or receivable related to retrospectively rated policies and the impact of the change is included as a component of change in unearned premium reserves and reserve for rate credits in the financial statements.

The Company incurred claims adjustment expenses (“CAE”) of \$99,717,444 and \$315,017,062 for the three months ended March 31, 2022 and the year ended December 31, 2021, respectively. These costs are included in the management service fees paid by the Company to UHS as a part of the Agreement. The following table discloses paid CAE, incurred CAE, and the balance in unpaid CAE reserve for the three months ended March 31, 2022 and the year ended December 31, 2021:

	March 31, 2022	December 31, 2021
Total claims adjustment expenses	\$ 99,717,444	\$ 315,017,062
Less: current year unpaid claims adjustment expenses	(8,995,914)	(6,642,966)
Add: prior year unpaid claims adjustment expenses	<u>6,642,966</u>	<u>6,732,765</u>
Total claims adjustment expenses paid	<u>\$ 97,364,496</u>	<u>\$ 315,106,861</u>

B. The Company did not make any significant changes in methodologies and assumptions used in the calculation of the liability for claims unpaid and unpaid CAE in 2022.

26. INTERCOMPANY POOLING ARRANGEMENTS

A–G. No significant change.

27. STRUCTURED SETTLEMENTS

A–B. No significant change.

28. HEALTH CARE AND OTHER AMOUNTS RECEIVABLE

A–B. No significant change.

29. PARTICIPATING POLICIES — Not applicable.

30. PREMIUM DEFICIENCY RESERVES (“PDR”)

The Company has not recorded any PDR as of March 31, 2022 and December 31, 2021. The analysis of PDR was completed as of March 31, 2022 and December 31, 2021. The Company did consider anticipated investment income when calculating the PDR.

The following table summarizes the Company’s PDR as of March 31, 2022 and December 31, 2021:

	March 31, 2022
1. Liability carried for premium deficiency reserves	\$ -
2. Date of the most recent evaluation of this liability	<u>3/31/2022</u>
3. Was anticipated investment income utilized in this calculation?	Yes <input checked="" type="checkbox"/> No <input type="checkbox"/>
	December 31, 2021
1. Liability carried for premium deficiency reserves	\$ -
2. Date of the most recent evaluation of this liability	<u>12/31/2021</u>
3. Was anticipated investment income utilized in this calculation?	Yes <input checked="" type="checkbox"/> No <input type="checkbox"/>

31. ANTICIPATED SALVAGE AND SUBROGATION

No significant change.

GENERAL INTERROGATORIES

PART 1 - COMMON INTERROGATORIES

GENERAL

- 1.1

Did the reporting entity experience any material transactions requiring the filing of Disclosure of Material Transactions with the State of Domicile, as required by the Model Act?

Yes [☐] No [☒]
- 1.2

If yes, has the report been filed with the domiciliary state?

Yes [☐] No [☐]
- 2.1

Has any change been made during the year of this statement in the charter, by-laws, articles of incorporation, or deed of settlement of the reporting entity?

Yes [☐] No [☒]
- 2.2

If yes, date of change:
- 3.1

Is the reporting entity a member of an Insurance Holding Company System consisting of two or more affiliated persons, one or more of which is an insurer?

If yes, complete Schedule Y, Parts 1 and 1A.

Yes [☒] No [☐]
- 3.2

Have there been any substantial changes in the organizational chart since the prior quarter end?

Yes [☐] No [☒]
- 3.3

If the response to 3.2 is yes, provide a brief description of those changes.
- 3.4

Is the reporting entity publicly traded or a member of a publicly traded group?

Yes [☒] No [☐]
- 3.5

If the response to 3.4 is yes, provide the CIK (Central Index Key) code issued by the SEC for the entity/group.

0000731766
- 4.1

Has the reporting entity been a party to a merger or consolidation during the period covered by this statement?

Yes [☐] No [☒]
- 4.2

If yes, provide the name of the entity, NAIC Company Code, and state of domicile (use two letter state abbreviation) for any entity that has ceased to exist as a result of the merger or consolidation.
- | | | |
|----------------|-------------------|-------------------|
| 1 | 2 | 3 |
| Name of Entity | NAIC Company Code | State of Domicile |
| | | |
5.

If the reporting entity is subject to a management agreement, including third-party administrator(s), managing general agent(s), attorney-in-fact, or similar agreement, have there been any significant changes regarding the terms of the agreement or principals involved?

If yes, attach an explanation.

Yes [☐] No [☒] N/A [☐]
- 6.1

State as of what date the latest financial examination of the reporting entity was made or is being made.

12/31/2017
- 6.2

State the as of date that the latest financial examination report became available from either the state of domicile or the reporting entity. This date should be the date of the examined balance sheet and not the date the report was completed or released.

12/31/2017
- 6.3

State as of what date the latest financial examination report became available to other states or the public from either the state of domicile or the reporting entity. This is the release date or completion date of the examination report and not the date of the examination (balance sheet date).

06/03/2019
- 6.4

By what department or departments?
State of Wisconsin Office of the Commissioner of Insurance
- 6.5

Have all financial statement adjustments within the latest financial examination report been accounted for in a subsequent financial statement filed with Departments?

Yes [☐] No [☐] N/A [☒]
- 6.6

Have all of the recommendations within the latest financial examination report been complied with?

Yes [☒] No [☐] N/A [☐]
- 7.1

Has this reporting entity had any Certificates of Authority, licenses or registrations (including corporate registration, if applicable) suspended or revoked by any governmental entity during the reporting period?

Yes [☐] No [☒]
- 7.2

If yes, give full information:
- 8.1

Is the company a subsidiary of a bank holding company regulated by the Federal Reserve Board?

Yes [☐] No [☒]
- 8.2

If response to 8.1 is yes, please identify the name of the bank holding company.
- 8.3

Is the company affiliated with one or more banks, thrifts or securities firms?

Yes [☒] No [☐]
- 8.4

If response to 8.3 is yes, please provide below the names and location (city and state of the main office) of any affiliates regulated by a federal regulatory services agency [i.e. the Federal Reserve Board (FRB), the Office of the Comptroller of the Currency (OCC), the Federal Deposit Insurance Corporation (FDIC) and the Securities Exchange Commission (SEC)] and identify the affiliate's primary federal regulator.

1	2	3	4	5	6
Affiliate Name	Location (City, State)	FRB	OCC	FDIC	SEC
Optum Bank, Inc.	Salt Lake City, UT	NO	NO	YES	NO

STATEMENT AS OF MARCH 31, 2022 OF THE UnitedHealthcare of Wisconsin, Inc.

GENERAL INTERROGATORIES

- 9.1

Are the senior officers (principal executive officer, principal financial officer, principal accounting officer or controller, or persons performing similar functions) of the reporting entity subject to a code of ethics, which includes the following standards?
(a) Honest and ethical conduct, including the ethical handling of actual or apparent conflicts of interest between personal and professional relationships;
(b) Full, fair, accurate, timely and understandable disclosure in the periodic reports required to be filed by the reporting entity;
(c) Compliance with applicable governmental laws, rules and regulations;
(d) The prompt internal reporting of violations to an appropriate person or persons identified in the code; and
(e) Accountability for adherence to the code.

Yes [X] No []
- 9.11

If the response to 9.1 is No, please explain:
- 9.2

Has the code of ethics for senior managers been amended?

Yes [] No [X]
- 9.21

If the response to 9.2 is Yes, provide information related to amendment(s).
- 9.3

Have any provisions of the code of ethics been waived for any of the specified officers?

Yes [] No [X]
- 9.31

If the response to 9.3 is Yes, provide the nature of any waiver(s).

FINANCIAL

- 10.1

Does the reporting entity report any amounts due from parent, subsidiaries or affiliates on Page 2 of this statement?

Yes [] No [X]
- 10.2

If yes, indicate any amounts receivable from parent included in the Page 2 amount:

\$0

INVESTMENT

- 11.1

Were any of the stocks, bonds, or other assets of the reporting entity loaned, placed under option agreement, or otherwise made available for use by another person? (Exclude securities under securities lending agreements.)

Yes [] No [X]
- 11.2

If yes, give full and complete information relating thereto:
12.

Amount of real estate and mortgages held in other invested assets in Schedule BA:

\$0
13.

Amount of real estate and mortgages held in short-term investments:

\$0
- 14.1

Does the reporting entity have any investments in parent, subsidiaries and affiliates?

Yes [] No [X]
- 14.2

If yes, please complete the following:
- | | 1 | 2 |
|---|---|--|
| | Prior Year-End
Book/Adjusted
Carrying Value | Current Quarter
Book/Adjusted
Carrying Value |
| 14.21 Bonds | \$0 | \$0 |
| 14.22 Preferred Stock | \$0 | \$0 |
| 14.23 Common Stock | \$0 | \$0 |
| 14.24 Short-Term Investments | \$0 | \$0 |
| 14.25 Mortgage Loans on Real Estate | \$0 | \$0 |
| 14.26 All Other | \$0 | \$0 |
| 14.27 Total Investment in Parent, Subsidiaries and Affiliates (Subtotal Lines 14.21 to 14.26) | \$0 | \$0 |
| 14.28 Total Investment in Parent included in Lines 14.21 to 14.26 above | \$0 | \$0 |
- 15.1

Has the reporting entity entered into any hedging transactions reported on Schedule DB?

Yes [] No [X]
- 15.2

If yes, has a comprehensive description of the hedging program been made available to the domiciliary state?
If no, attach a description with this statement.

Yes [] No [] N/A []
16.

For the reporting entity's security lending program, state the amount of the following as of the current statement date:
- 16.1

Total fair value of reinvested collateral assets reported on Schedule DL, Parts 1 and 2.

\$0
- 16.2

Total book adjusted/carrying value of reinvested collateral assets reported on Schedule DL, Parts 1 and 2

\$0
- 16.3

Total payable for securities lending reported on the liability page.

\$0

STATEMENT AS OF MARCH 31, 2022 OF THE UnitedHealthcare of Wisconsin, Inc.

GENERAL INTERROGATORIES

17. Excluding items in Schedule E - Part 3 - Special Deposits, real estate, mortgage loans and investments held physically in the reporting entity's offices, vaults or safety deposit boxes, were all stocks, bonds and other securities, owned throughout the current year held pursuant to a custodial agreement with a qualified bank or trust company in accordance with Section 1, III - General Examination Considerations, F. Outsourcing of Critical Functions, Custodial or Safekeeping Agreements of the NAIC Financial Condition Examiners Handbook? Yes [X] No []
- 17.1 For all agreements that comply with the requirements of the NAIC Financial Condition Examiners Handbook, complete the following:

1 Name of Custodian(s)	2 Custodian Address
Bank of New York Mellon	Global Liquidity Services, 1 Wall St, 14th Floor, New York NY 10286 .
Northern Trust	50 S. LaSalle, Chicago, IL 60675

- 17.2 For all agreements that do not comply with the requirements of the NAIC Financial Condition Examiners Handbook, provide the name, location and a complete explanation:

1 Name(s)	2 Location(s)	3 Complete Explanation(s)

- 17.3 Have there been any changes, including name changes, in the custodian(s) identified in 17.1 during the current quarter? Yes [] No [X]
- 17.4 If yes, give full information relating thereto:

1 Old Custodian	2 New Custodian	3 Date of Change	4 Reason

- 17.5 Investment management – Identify all investment advisors, investment managers, broker/dealers, including individuals that have the authority to make investment decisions on behalf of the reporting entity. For assets that are managed internally by employees of the reporting entity, note as such. ["...that have access to the investment accounts"; "...handle securities"]

1 Name of Firm or Individual	2 Affiliation
Internally Managed	I.....
BlackRock Financial Management, Inc	U.....
J.P. Morgan Asset Management	U.....
DWS Investment Management Americas Inc.	U.....

- 17.5097 For those firms/individuals listed in the table for Question 17.5, do any firms/individuals unaffiliated with the reporting entity (i.e. designated with a "U") manage more than 10% of the reporting entity's invested assets?..... Yes [X] No []
- 17.5098 For firms/individuals unaffiliated with the reporting entity (i.e. designated with a "U") listed in the table for Question 17.5, does the total assets under management aggregate to more than 50% of the reporting entity's invested assets?..... Yes [] No [X]

- 17.6 For those firms or individuals listed in the table for 17.5 with an affiliation code of "A" (affiliated) or "U" (unaffiliated), provide the information for the table below.

1 Central Registration Depository Number	2 Name of Firm or Individual	3 Legal Entity Identifier (LEI)	4 Registered With	5 Investment Management Agreement (IMA) Filed
107105	BlackRock Financial Management, Inc	549300LVXY1VJKE13M84	SEC	NO.....
107038	J.P. Morgan Asset Management	549300W78QHV4XMM6K69	SEC	NO.....
104518	DWS Investment Management Americas Inc.	CZ83K4EEEEX8QVCT3B128	SEC	NO.....

- 18.1 Have all the filing requirements of the Purposes and Procedures Manual of the NAIC Investment Analysis Office been followed? Yes [X] No []
- 18.2 If no, list exceptions:

19. By self-designating 5GI securities, the reporting entity is certifying the following elements for each self-designated 5GI security:
- a. Documentation necessary to permit a full credit analysis of the security does not exist or an NAIC CRP credit rating for an FE or PL security is not available.
 - b. Issuer or obligor is current on all contracted interest and principal payments.
 - c. The insurer has an actual expectation of ultimate payment of all contracted interest and principal.
- Has the reporting entity self-designated 5GI securities? Yes [] No [X]
20. By self-designating PLGI securities, the reporting entity is certifying the following elements of each self-designated PLGI security:
- a. The security was purchased prior to January 1, 2018.
 - b. The reporting entity is holding capital commensurate with the NAIC Designation reported for the security.
 - c. The NAIC Designation was derived from the credit rating assigned by an NAIC CRP in its legal capacity as a NRSRO which is shown on a current private letter rating held by the insurer and available for examination by state insurance regulators.
 - d. The reporting entity is not permitted to share this credit rating of the PL security with the SVO.
- Has the reporting entity self-designated PLGI securities? Yes [] No [X]
21. By assigning FE to a Schedule BA non-registered private fund, the reporting entity is certifying the following elements of each self-designated FE fund:
- a. The shares were purchased prior to January 1, 2019.
 - b. The reporting entity is holding capital commensurate with the NAIC Designation reported for the security.
 - c. The security had a public credit rating(s) with annual surveillance assigned by an NAIC CRP in its legal capacity as an NRSRO prior to January 1, 2019.
 - d. The fund only or predominantly holds bonds in its portfolio.
 - e. The current reported NAIC Designation was derived from the public credit rating(s) with annual surveillance assigned by an NAIC CRP in its legal capacity as an NRSRO.
 - f. The public credit rating(s) with annual surveillance assigned by an NAIC CRP has not lapsed.
- Has the reporting entity assigned FE to Schedule BA non-registered private funds that complied with the above criteria? Yes [] No [X]

GENERAL INTERROGATORIES

PART 2 - HEALTH

1.

Operating Percentages:

1.1 A&H loss percent

83.5 %

1.2 A&H cost containment percent

2.3 %

1.3 A&H expense percent excluding cost containment expenses

7.8 %
- 2.1

Do you act as a custodian for health savings accounts?

Yes ☐ No ☒
- 2.2

If yes, please provide the amount of custodial funds held as of the reporting date

\$.0
- 2.3

Do you act as an administrator for health savings accounts?

Yes ☐ No ☒
- 2.4

If yes, please provide the balance of the funds administered as of the reporting date

\$.0
3.

Is the reporting entity licensed or chartered, registered, qualified, eligible or writing business in at least two states?

Yes ☒ No ☐
- 3.1

If no, does the reporting entity assume reinsurance business that covers risks residing in at least one state other than the state of domicile of the reporting entity?

Yes ☐ No ☐

STATEMENT AS OF MARCH 31, 2022 OF THE UnitedHealthcare of Wisconsin, Inc.

SCHEDULE S - CEDED REINSURANCE

Showing All New Reinsurance Treaties - Current Year to Date

1	2	3	4	5	6	7	8	9	10
NAIC Company Code	ID Number	Effective Date	Name of Reinsurer	Domiciliary Jurisdiction	Type of Reinsurance Ceded	Type of Business Ceded	Type of Reinsurer	Certified Reinsurer Rating (1 through 6)	Effective Date of Certified Reinsurer Rating
			NONE						

SCHEDULE T - PREMIUMS AND OTHER CONSIDERATIONS

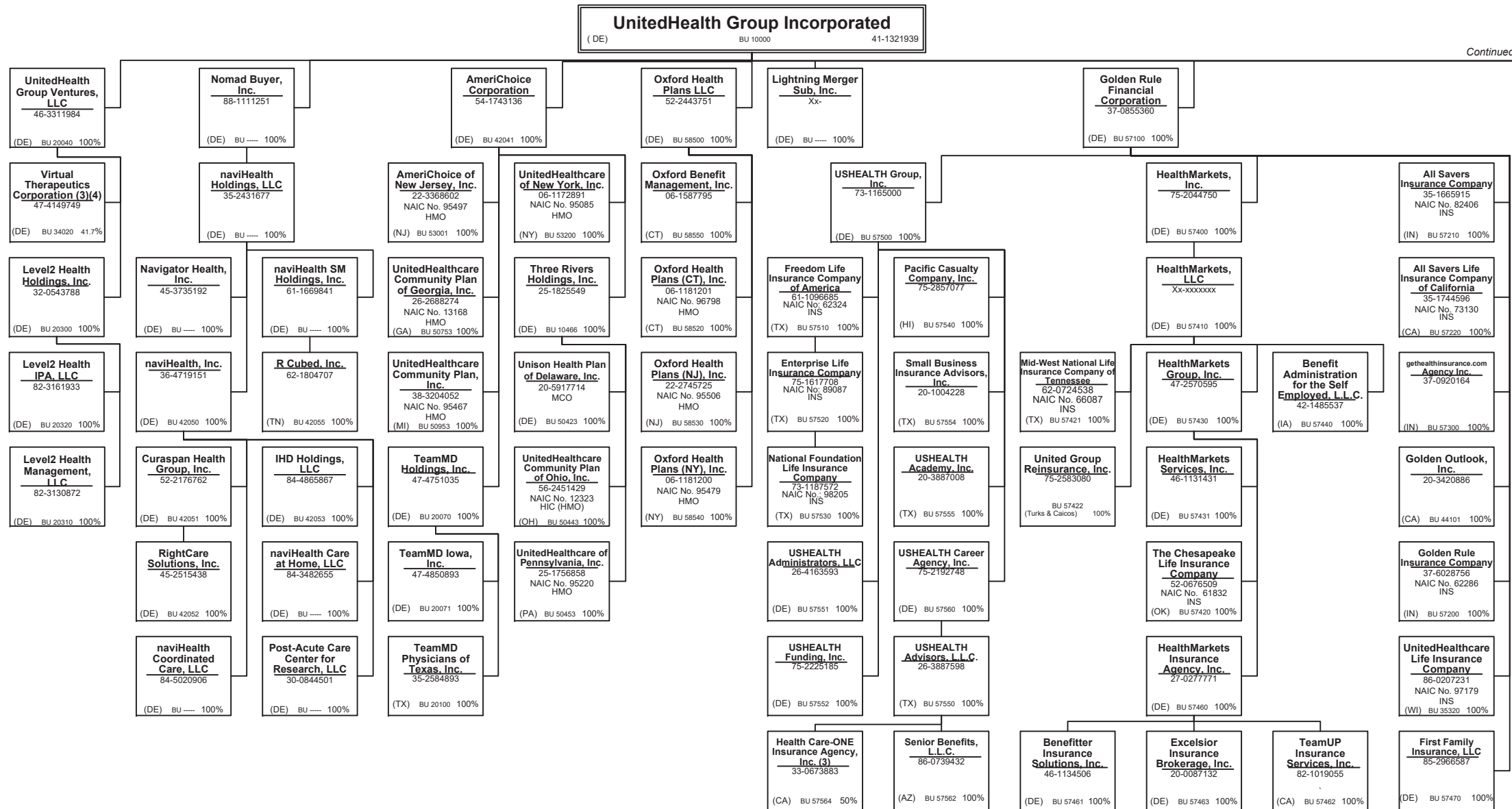
Current Year to Date - Allocated by States and Territories											
States, etc.	1	Direct Business Only									
		2	3	4	5	6	7	8	9	10	
	Active Status (a)	Accident and Health Premiums	Medicare Title XVIII	Medicaid Title XIX	CHIP Title XXI	Federal Employees Health Benefits Program Premiums	Life and Annuity Premiums & Other Considerations	Property/Casualty Premiums	Total Columns 2 Through 8	Deposit-Type Contracts	
1. Alabama	AL	N	.0	.0	.0	.0	.0	.0	.0	.0	.0
2. Alaska	AK	N	.0	.0	.0	.0	.0	.0	.0	.0	.0
3. Arizona	AZ	L	.0	27,008,214	.0	.0	.0	.0	27,008,214	.0	.0
4. Arkansas	AR	N	.0	.0	.0	.0	.0	.0	.0	.0	.0
5. California	CA	N	.0	.0	.0	.0	.0	.0	.0	.0	.0
6. Colorado	CO	N	.0	.0	.0	.0	.0	.0	.0	.0	.0
7. Connecticut	CT	N	.0	.0	.0	.0	.0	.0	.0	.0	.0
8. Delaware	DE	L	.0	12,171,693	.0	.0	.0	.0	12,171,693	.0	.0
9. District of Columbia	DC	N	.0	.0	.0	.0	.0	.0	.0	.0	.0
10. Florida	FL	N	.0	.0	.0	.0	.0	.0	.0	.0	.0
11. Georgia	GA	N	.0	.0	.0	.0	.0	.0	.0	.0	.0
12. Hawaii	HI	N	.0	.0	.0	.0	.0	.0	.0	.0	.0
13. Idaho	ID	N	.0	.0	.0	.0	.0	.0	.0	.0	.0
14. Illinois	IL	L	.0	24,498,162	.0	.0	.0	.0	24,498,162	.0	.0
15. Indiana	IN	N	.0	.0	.0	.0	.0	.0	.0	.0	.0
16. Iowa	IA	L	.0	84,319,994	.0	.0	.0	.0	84,319,994	.0	.0
17. Kansas	KS	L	.0	.0	.0	.0	.0	.0	.0	.0	.0
18. Kentucky	KY	L	.0	78,670,335	.0	.0	.0	.0	78,670,335	.0	.0
19. Louisiana	LA	N	.0	.0	.0	.0	.0	.0	.0	.0	.0
20. Maine	ME	L	.0	.0	.0	.0	.0	.0	.0	.0	.0
21. Maryland	MD	L	.0	4,996,515	.0	.0	.0	.0	4,996,515	.0	.0
22. Massachusetts	MA	L	.0	42,266,551	.0	.0	.0	.0	42,266,551	.0	.0
23. Michigan	MI	N	.0	.0	.0	.0	.0	.0	.0	.0	.0
24. Minnesota	MN	N	.0	.0	.0	.0	.0	.0	.0	.0	.0
25. Mississippi	MS	L	.0	29,701,818	.0	.0	.0	.0	29,701,818	.0	.0
26. Missouri	MO	L	.0	.0	.0	.0	.0	.0	.0	.0	.0
27. Montana	MT	N	.0	.0	.0	.0	.0	.0	.0	.0	.0
28. Nebraska	NE	L	.0	.0	.0	.0	.0	.0	.0	.0	.0
29. Nevada	NV	N	.0	.0	.0	.0	.0	.0	.0	.0	.0
30. New Hampshire	NH	L	.0	40,936,418	.0	.0	.0	.0	40,936,418	.0	.0
31. New Jersey	NJ	N	.0	.0	.0	.0	.0	.0	.0	.0	.0
32. New Mexico	NM	N	.0	.0	.0	.0	.0	.0	.0	.0	.0
33. New York	NY	N	.0	.0	.0	.0	.0	.0	.0	.0	.0
34. North Carolina	NC	L	(300,599)	845,523,468	.0	.0	.0	.0	845,222,869	.0	.0
35. North Dakota	ND	N	.0	.0	.0	.0	.0	.0	.0	.0	.0
36. Ohio	OH	L	.0	563,208,102	.0	.0	.0	.0	563,208,102	.0	.0
37. Oklahoma	OK	L	102,952	95,302,935	.0	.0	.0	.0	95,405,887	.0	.0
38. Oregon	OR	N	.0	.0	.0	.0	.0	.0	.0	.0	.0
39. Pennsylvania	PA	L	.0	73,641,326	.0	.0	.0	.0	73,641,326	.0	.0
40. Rhode Island	RI	L	.0	78,312,082	.0	.0	.0	.0	78,312,082	.0	.0
41. South Carolina	SC	N	.0	.0	.0	.0	.0	.0	.0	.0	.0
42. South Dakota	SD	N	.0	.0	.0	.0	.0	.0	.0	.0	.0
43. Tennessee	TN	L	.0	272,329,946	.0	.0	.0	.0	272,329,946	.0	.0
44. Texas	TX	N	.0	.0	.0	.0	.0	.0	.0	.0	.0
45. Utah	UT	N	.0	.0	.0	.0	.0	.0	.0	.0	.0
46. Vermont	VT	L	.0	19,717,246	.0	.0	.0	.0	19,717,246	.0	.0
47. Virginia	VA	L	.0	234,560,290	.0	.0	.0	.0	234,560,290	.0	.0
48. Washington	WA	N	.0	.0	.0	.0	.0	.0	.0	.0	.0
49. West Virginia	WV	N	.0	.0	.0	.0	.0	.0	.0	.0	.0
50. Wisconsin	WI	L	79,584,428	641,170,612	2,866,030	.0	.0	.0	723,621,070	.0	.0
51. Wyoming	WY	N	.0	.0	.0	.0	.0	.0	.0	.0	.0
52. American Samoa	AS	N	.0	.0	.0	.0	.0	.0	.0	.0	.0
53. Guam	GU	N	.0	.0	.0	.0	.0	.0	.0	.0	.0
54. Puerto Rico	PR	N	.0	.0	.0	.0	.0	.0	.0	.0	.0
55. U.S. Virgin Islands	VI	N	.0	.0	.0	.0	.0	.0	.0	.0	.0
56. Northern Mariana Islands	MP	N	.0	.0	.0	.0	.0	.0	.0	.0	.0
57. Canada	CAN	N	.0	.0	.0	.0	.0	.0	.0	.0	.0
58. Aggregate Other Aliens	OT	XXX	.0	.0	.0	.0	.0	.0	.0	.0	.0
59. Subtotal	XXX	79,386,781	3,168,335,707	2,866,030	.0	.0	.0	.0	3,250,588,518	.0	.0
60. Reporting Entity Contributions for Employee Benefit Plans	XXX	.0	.0	.0	.0	.0	.0	.0	.0	.0	.0
61. Totals (Direct Business)	XXX	79,386,781	3,168,335,707	2,866,030	.0	.0	.0	.0	3,250,588,518	.0	.0
DETAILS OF WRITE-INS											
58001.	XXX										
58002.	XXX										
58003.	XXX										
58998. Summary of remaining write-ins for Line 58 from overflow page	XXX	.0	.0	.0	.0	.0	.0	.0	.0	.0	.0
58999. Totals (Lines 58001 through 58003 plus 58998)(Line 58 above)	XXX	.0	.0	.0	.0	.0	.0	.0	.0	.0	.0

(a) Active Status Counts:
L - Licensed or Chartered - Licensed Insurance carrier or domiciled RRG.....22
E - Eligible - Reporting entities eligible or approved to write surplus lines in the state.....0
N - None of the above - Not allowed to write business in the state.....35
R - Registered - Non-domiciled RRGs.....0
Q - Qualified - Qualified or accredited reinsurer.....0


Premiums are allocated by state based on geographic market.

15

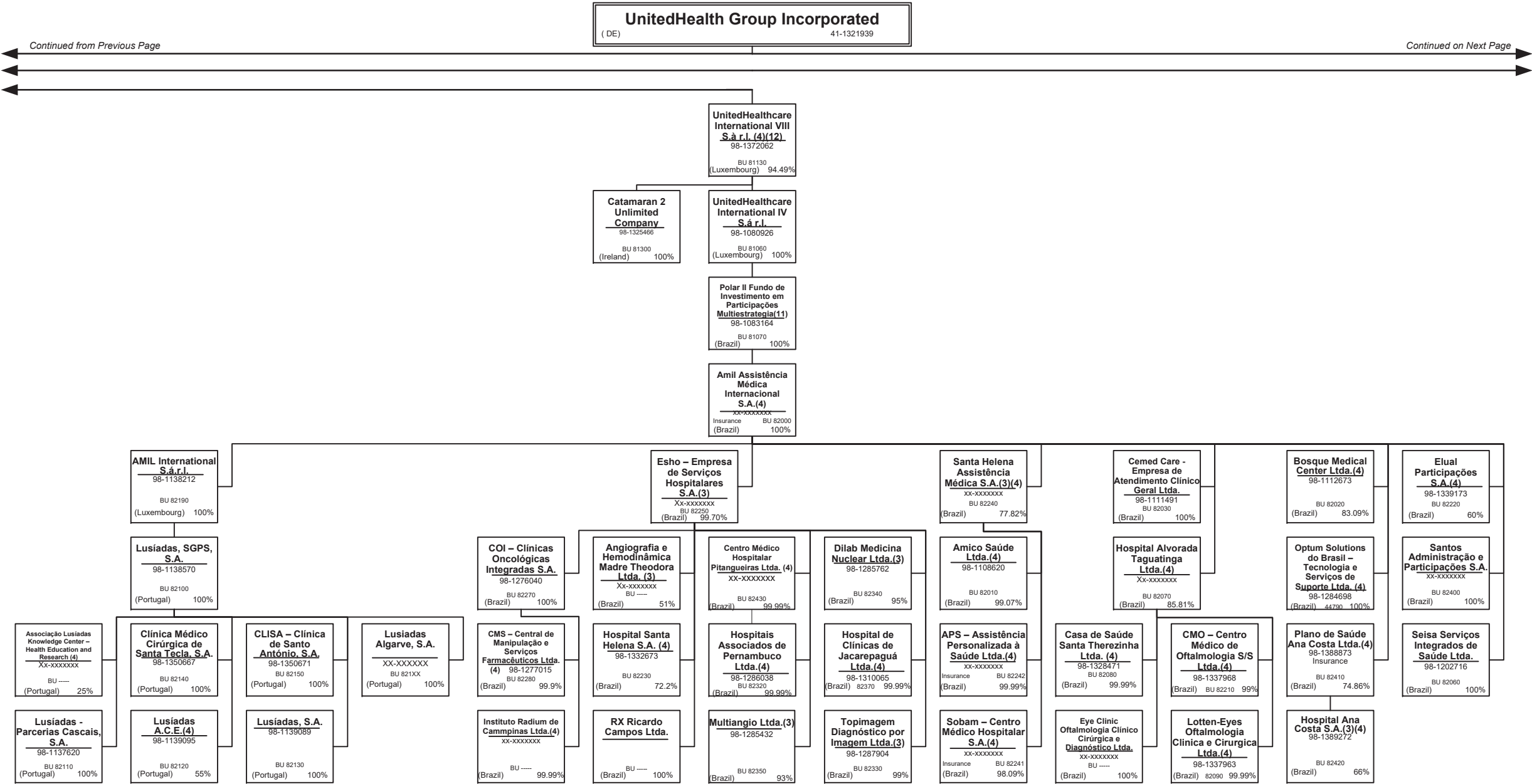
Continued on Next Page



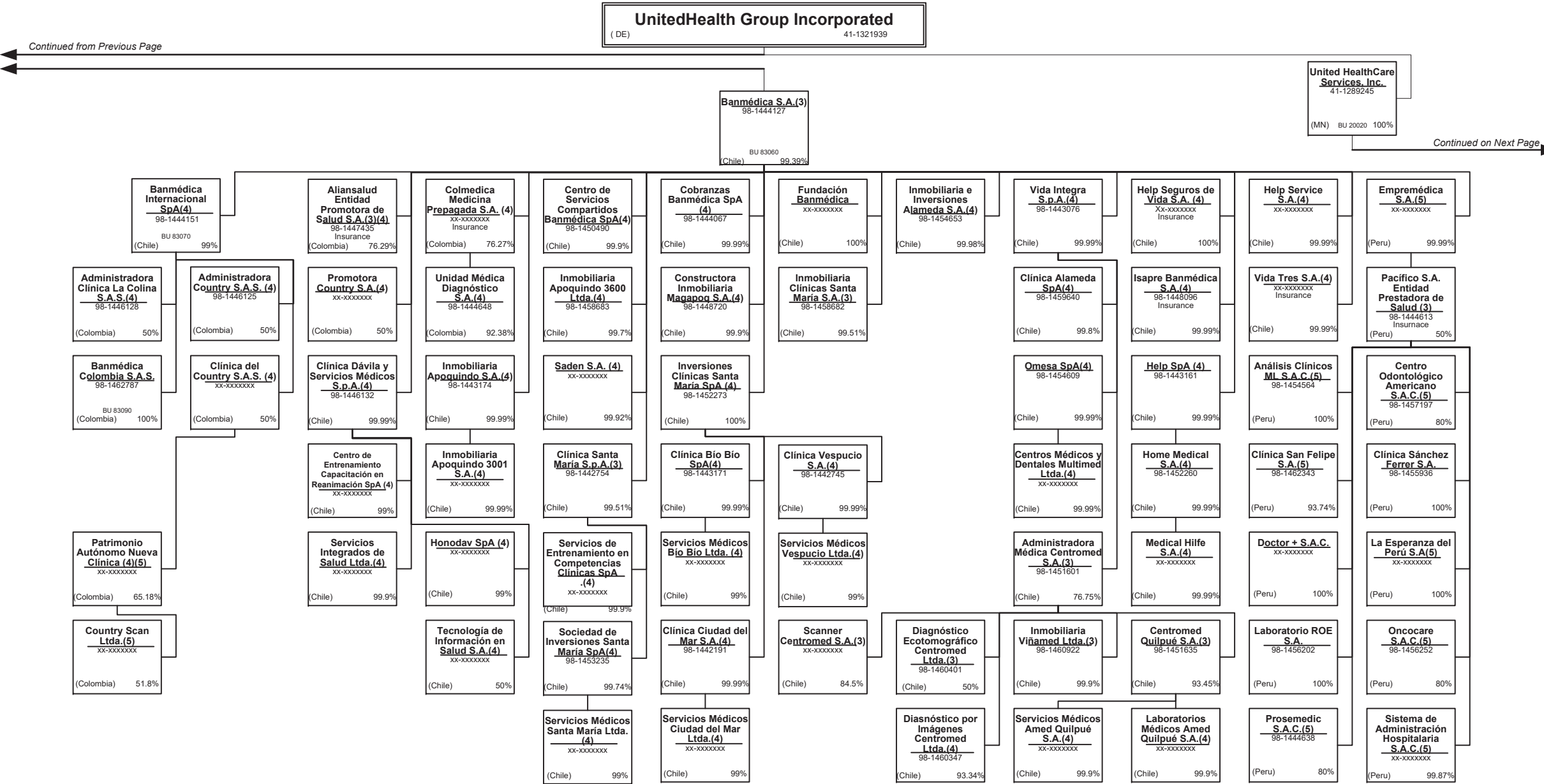
Continued from Previous Page



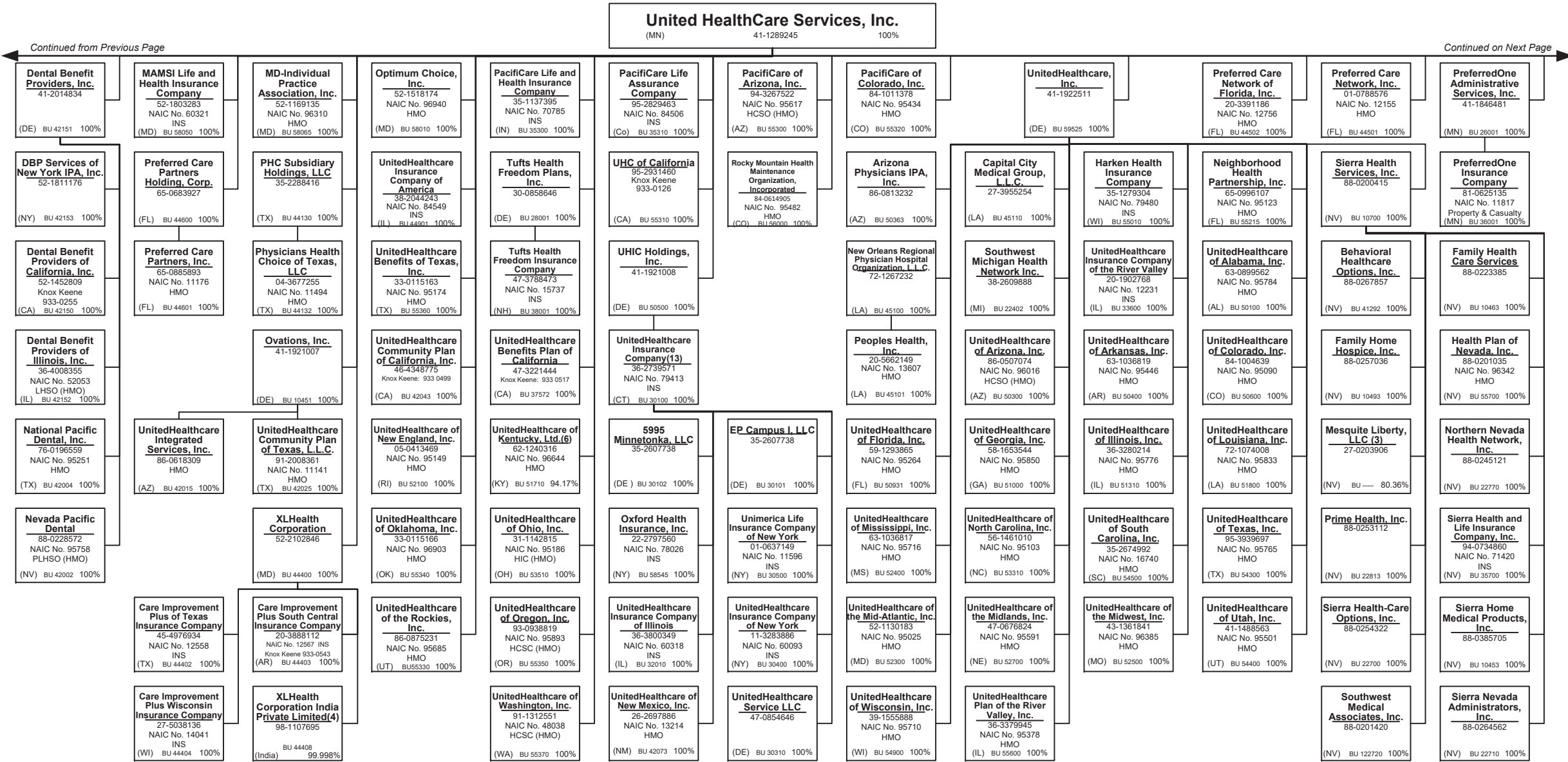
SCHEDULE Y – INFORMATION CONCERNING ACTIVITIES OF INSURER MEMBERS OF A HOLDING COMPANY GROUP
PART 1 – ORGANIZATIONAL CHART



SCHEDULE Y – INFORMATION CONCERNING ACTIVITIES OF INSURER MEMBERS OF A HOLDING COMPANY GROUP
PART 1 – ORGANIZATIONAL CHART

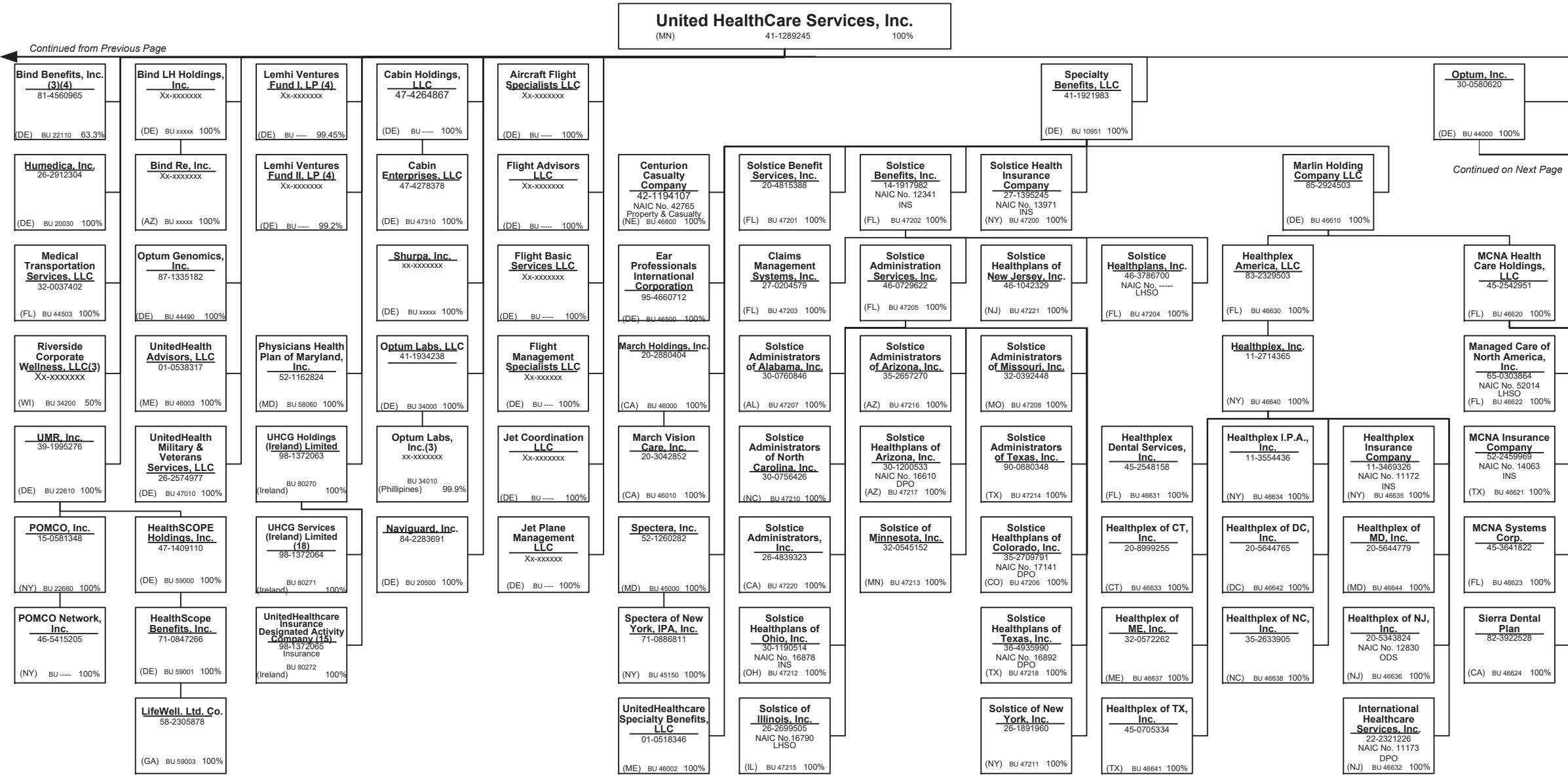


SCHEDULE Y – INFORMATION CONCERNING ACTIVITIES OF INSURER MEMBERS OF A HOLDING COMPANY GROUP
PART 1 – ORGANIZATIONAL CHART

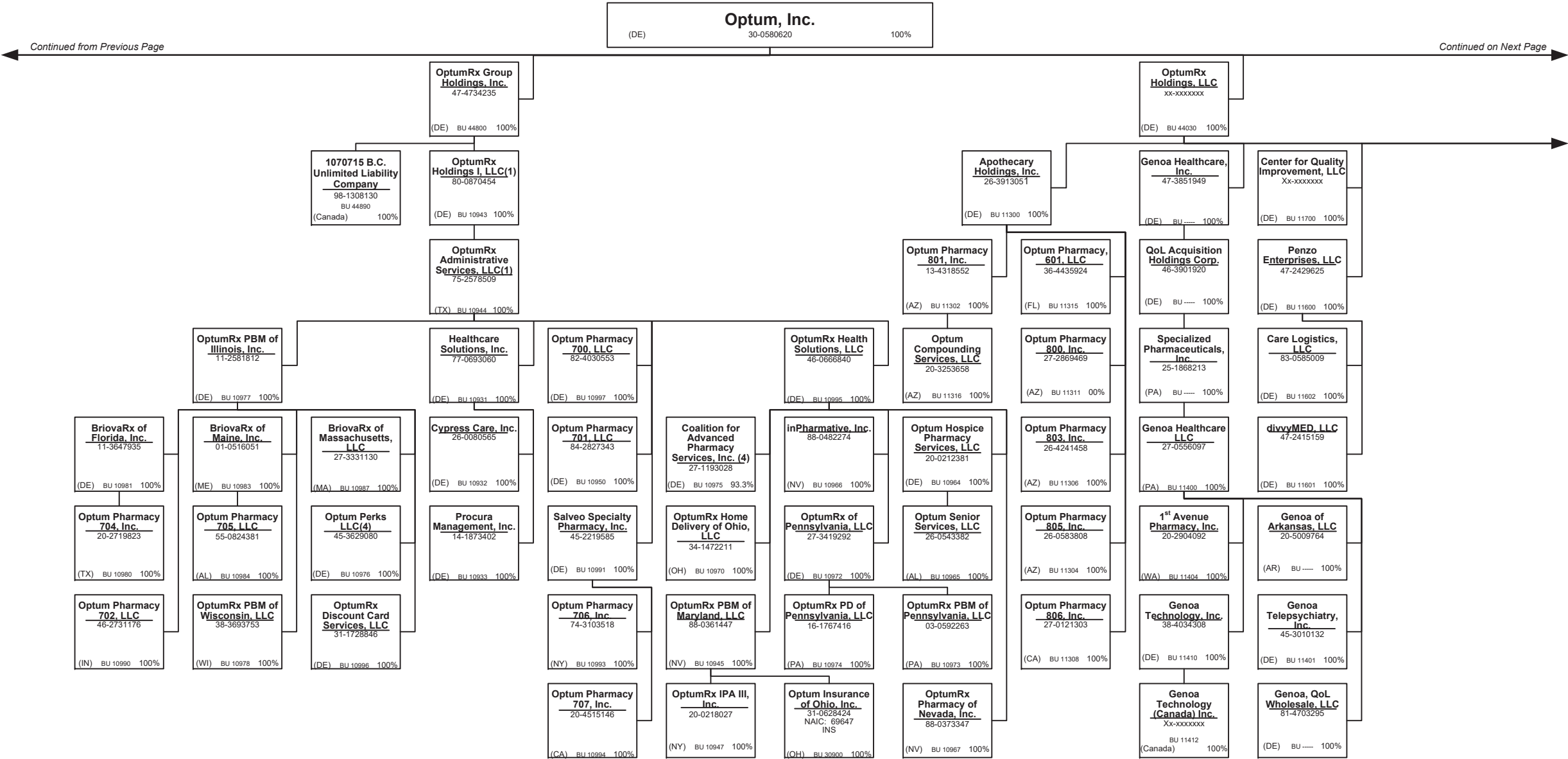


SCHEDULE Y – INFORMATION CONCERNING ACTIVITIES OF INSURER MEMBERS OF A HOLDING COMPANY GROUP

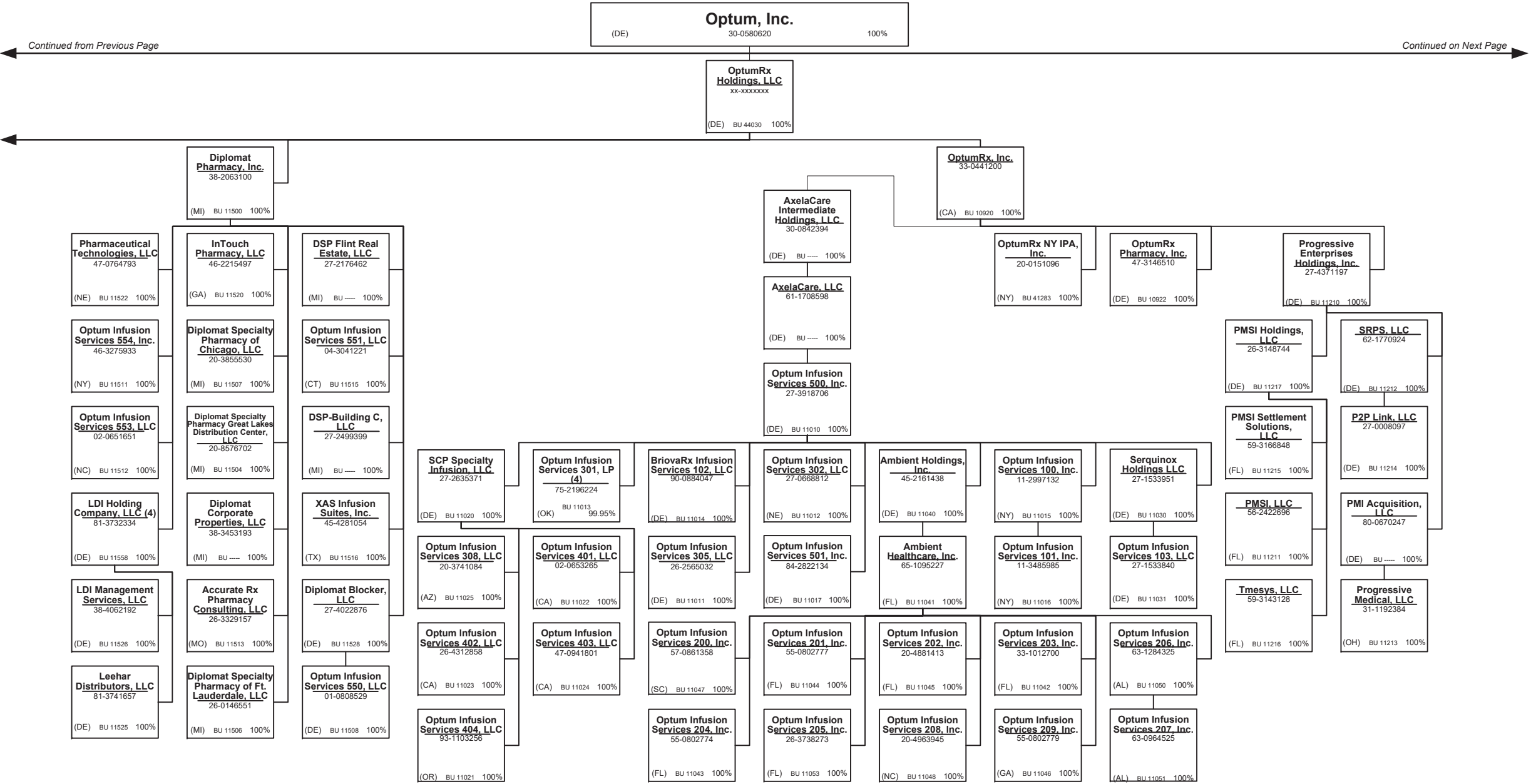
PART 1 – ORGANIZATIONAL CHART



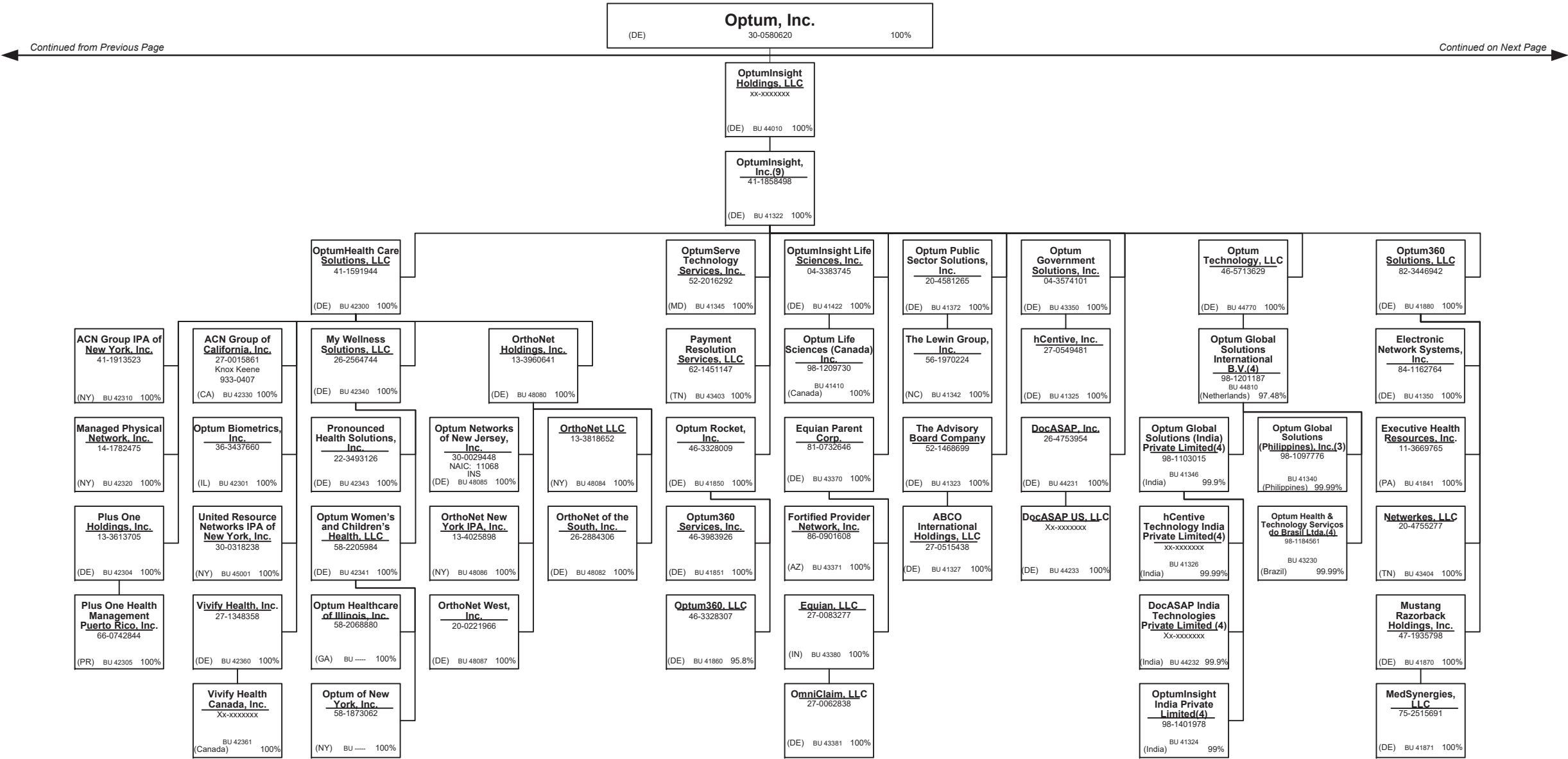
SCHEDULE Y – INFORMATION CONCERNING ACTIVITIES OF INSURER MEMBERS OF A HOLDING COMPANY GROUP
PART 1 – ORGANIZATIONAL CHART



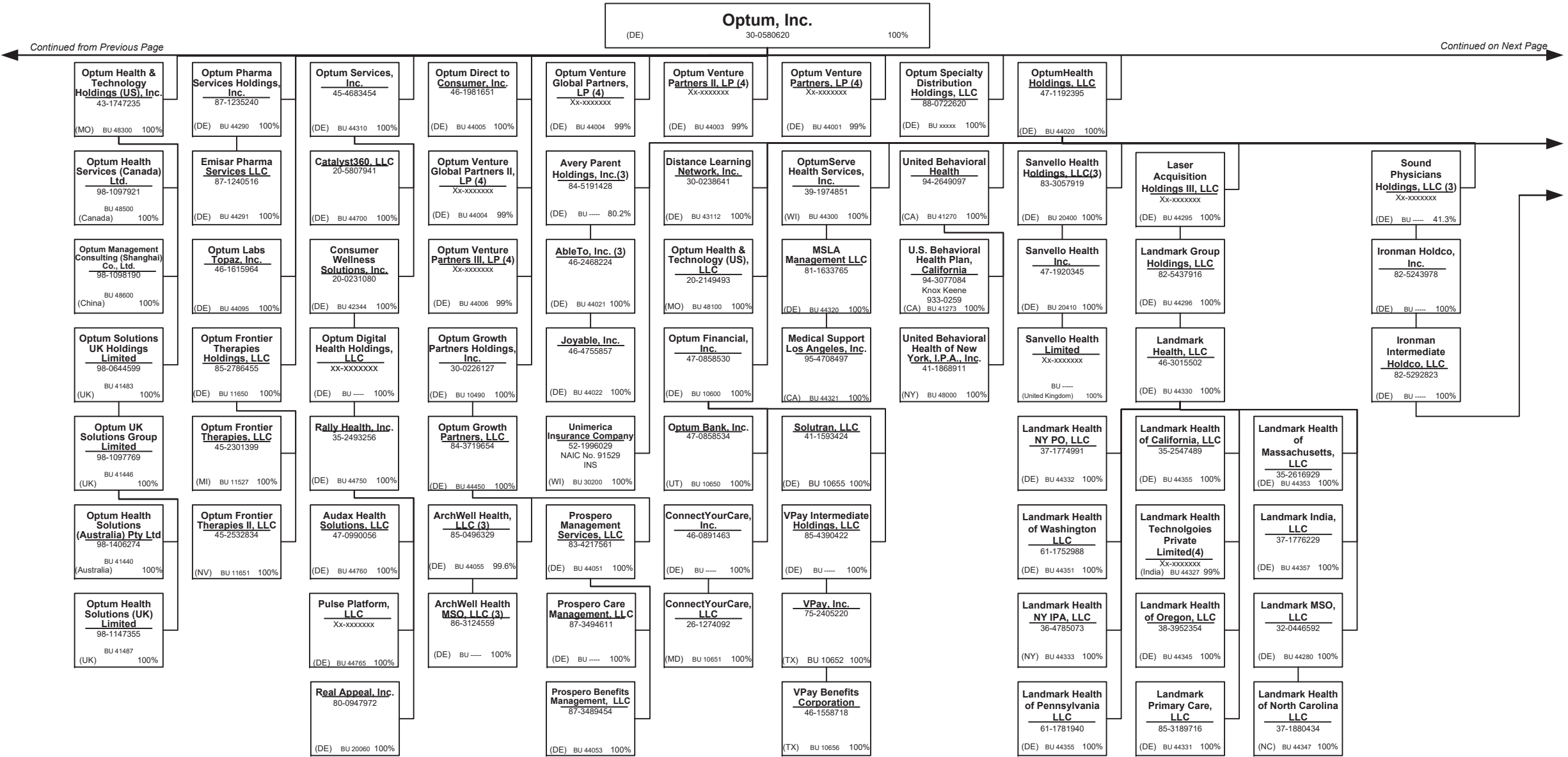
SCHEDULE Y – INFORMATION CONCERNING ACTIVITIES OF INSURER MEMBERS OF A HOLDING COMPANY GROUP
PART 1 – ORGANIZATIONAL CHART



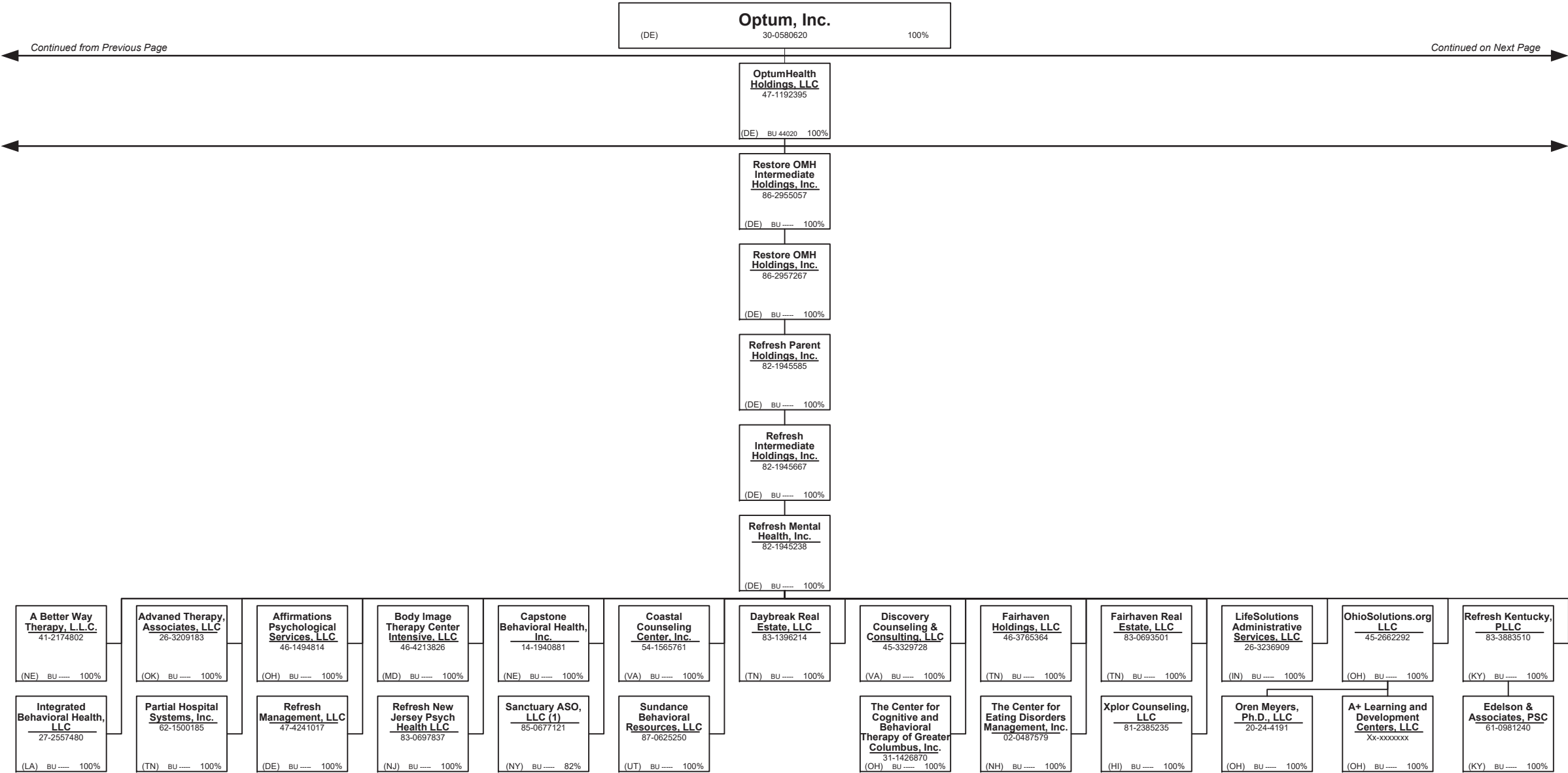
SCHEDULE Y – INFORMATION CONCERNING ACTIVITIES OF INSURER MEMBERS OF A HOLDING COMPANY GROUP
PART 1 – ORGANIZATIONAL CHART



SCHEDULE Y – INFORMATION CONCERNING ACTIVITIES OF INSURER MEMBERS OF A HOLDING COMPANY GROUP
PART 1 – ORGANIZATIONAL CHART

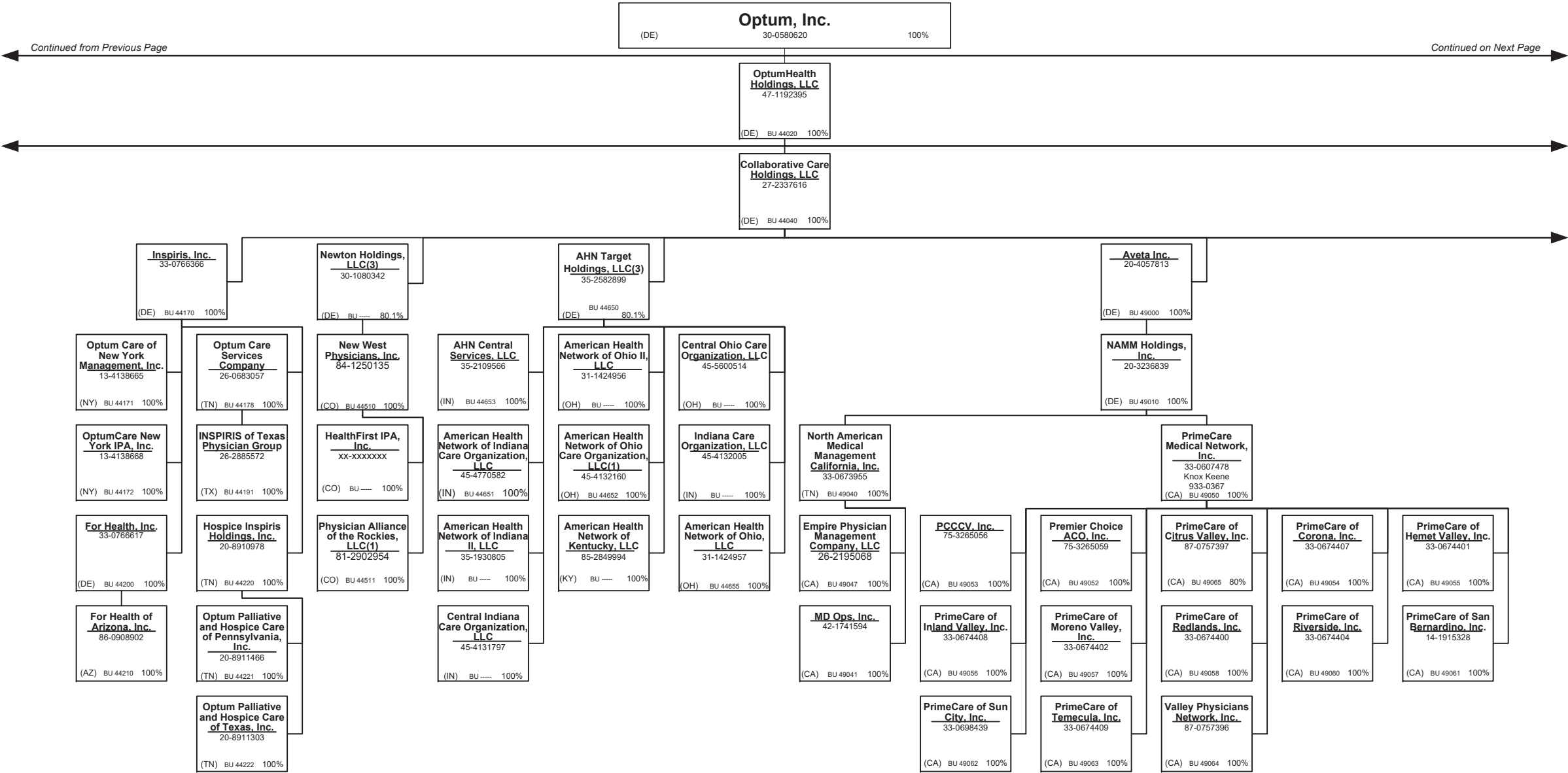


SCHEDULE Y – INFORMATION CONCERNING ACTIVITIES OF INSURER MEMBERS OF A HOLDING COMPANY GROUP
PART 1 – ORGANIZATIONAL CHART

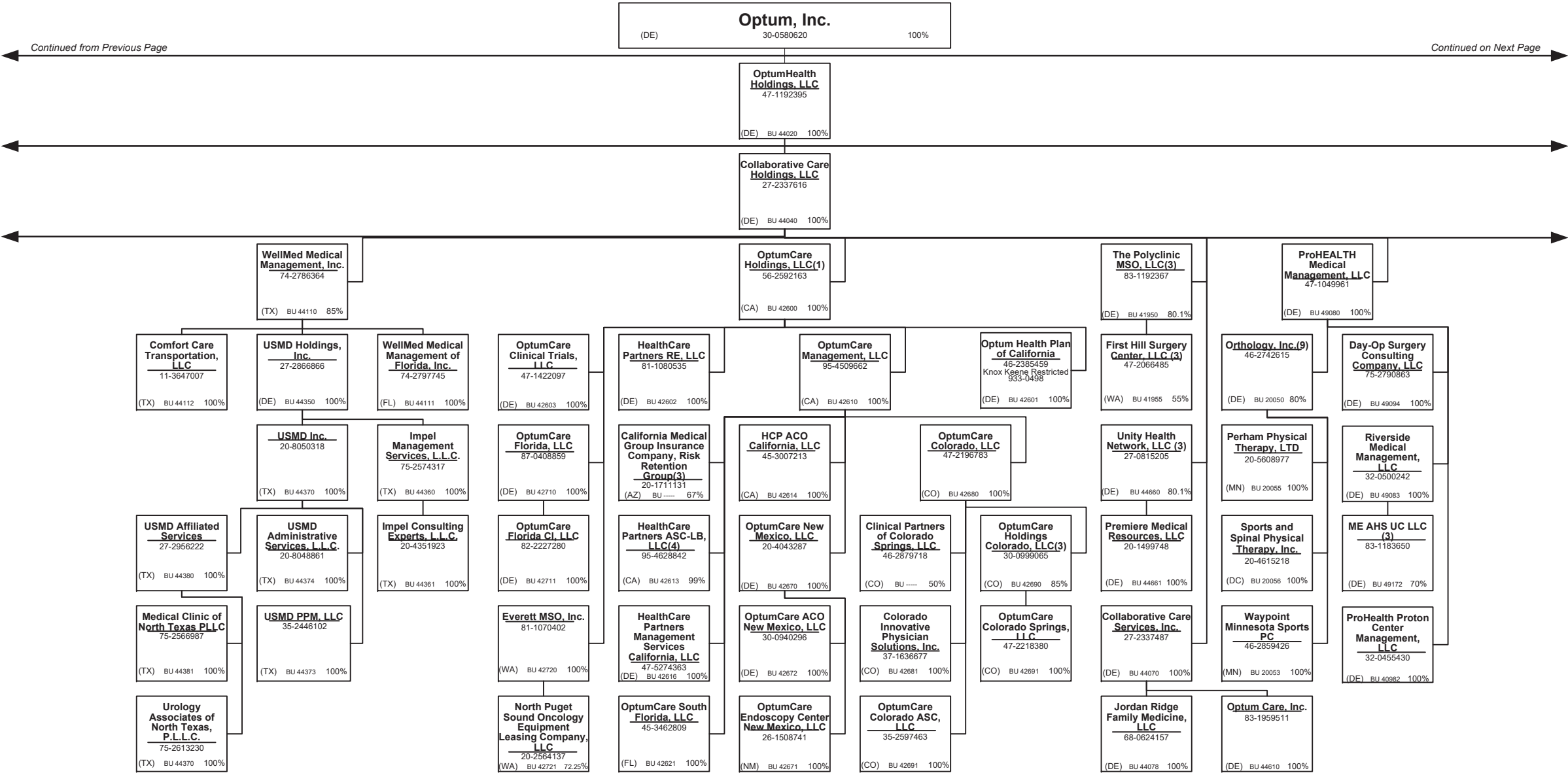


SCHEDULE Y – INFORMATION CONCERNING ACTIVITIES OF INSURER MEMBERS OF A HOLDING COMPANY GROUP

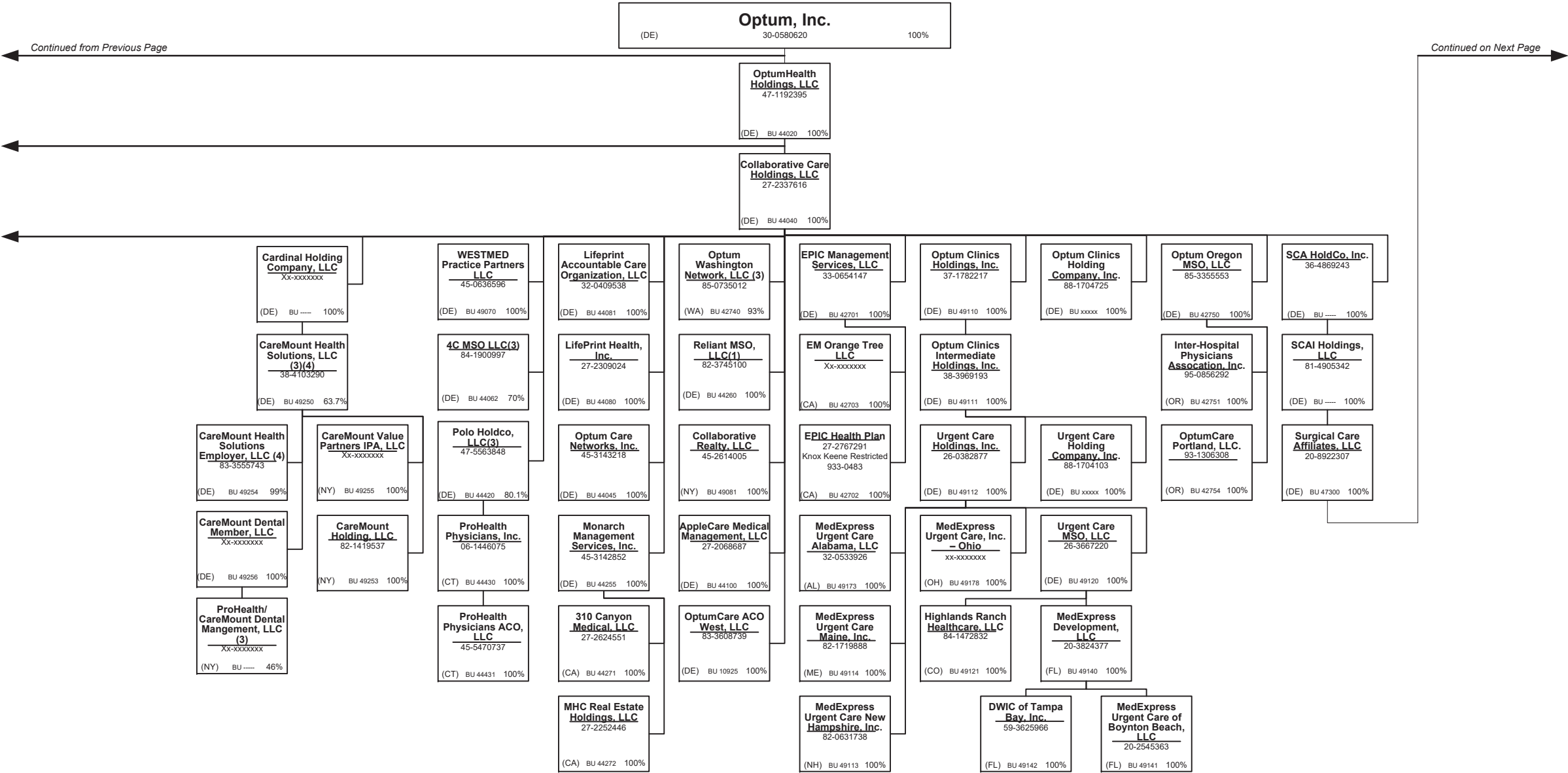
PART 1 – ORGANIZATIONAL CHART



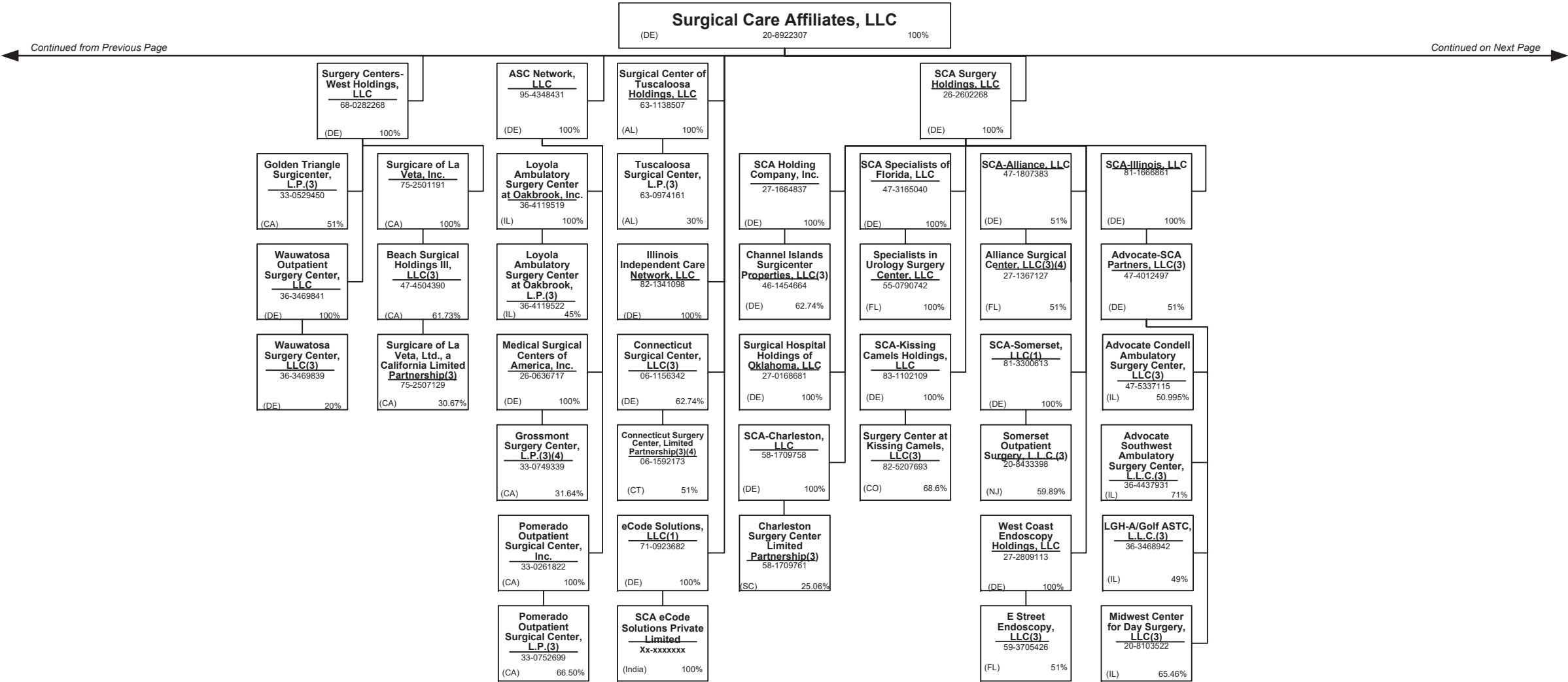
SCHEDULE Y – INFORMATION CONCERNING ACTIVITIES OF INSURER MEMBERS OF A HOLDING COMPANY GROUP
PART 1 – ORGANIZATIONAL CHART



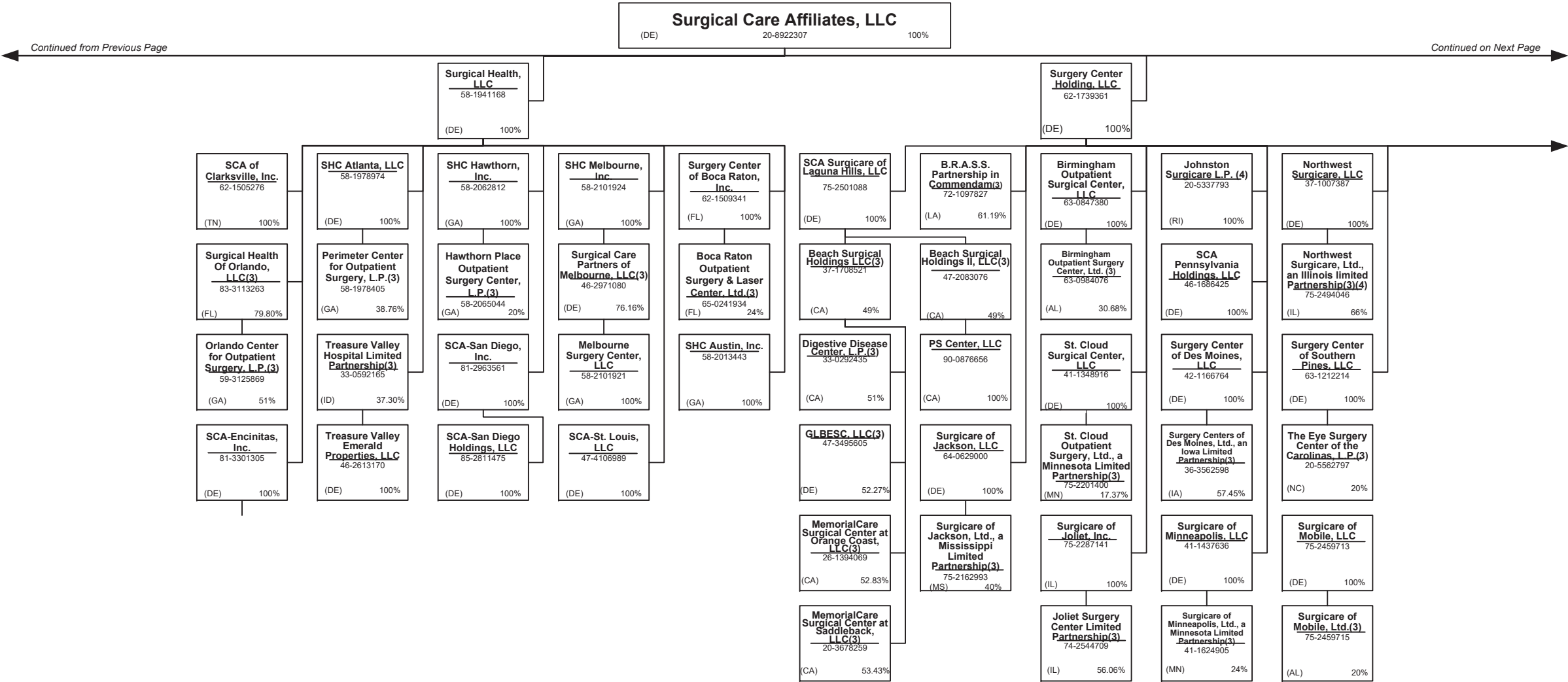
SCHEDULE Y – INFORMATION CONCERNING ACTIVITIES OF INSURER MEMBERS OF A HOLDING COMPANY GROUP
PART 1 – ORGANIZATIONAL CHART



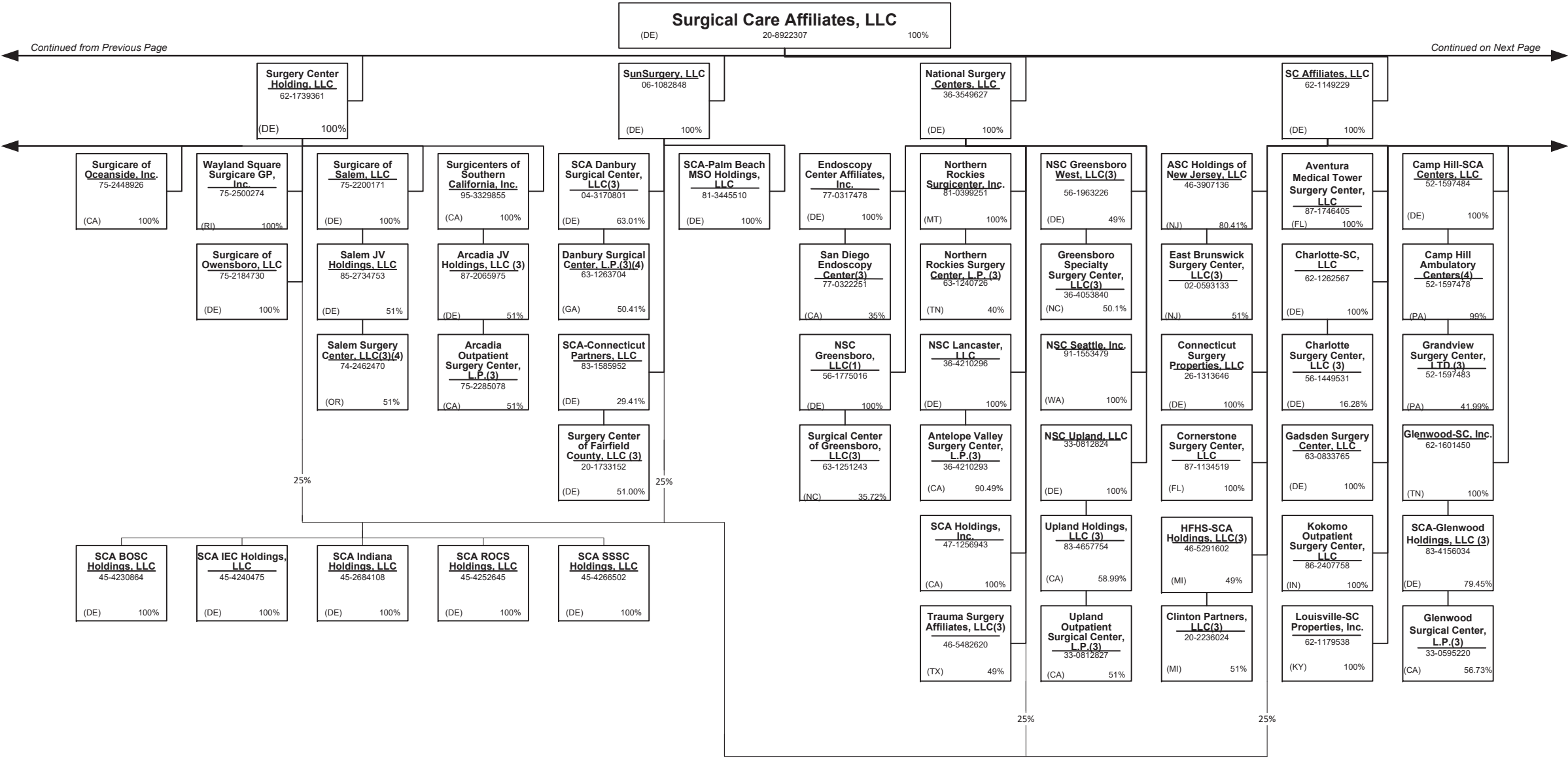
SCHEDULE Y – INFORMATION CONCERNING ACTIVITIES OF INSURER MEMBERS OF A HOLDING COMPANY GROUP
PART 1 – ORGANIZATIONAL CHART



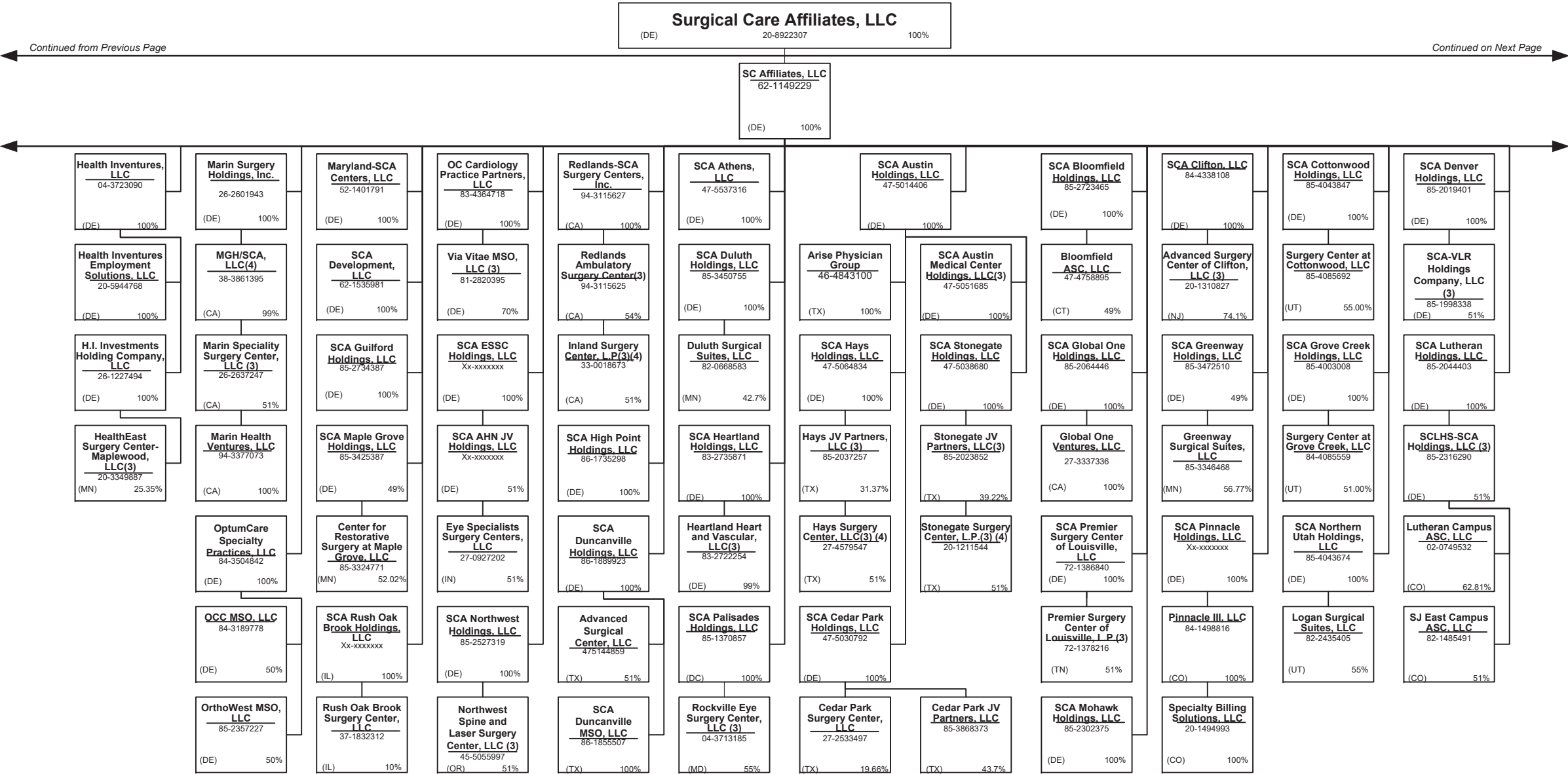
SCHEDULE Y – INFORMATION CONCERNING ACTIVITIES OF INSURER MEMBERS OF A HOLDING COMPANY GROUP
PART 1 – ORGANIZATIONAL CHART



SCHEDULE Y – INFORMATION CONCERNING ACTIVITIES OF INSURER MEMBERS OF A HOLDING COMPANY GROUP
PART 1 – ORGANIZATIONAL CHART




SCHEDULE Y – INFORMATION CONCERNING ACTIVITIES OF INSURER MEMBERS OF A HOLDING COMPANY GROUP
PART 1 – ORGANIZATIONAL CHART



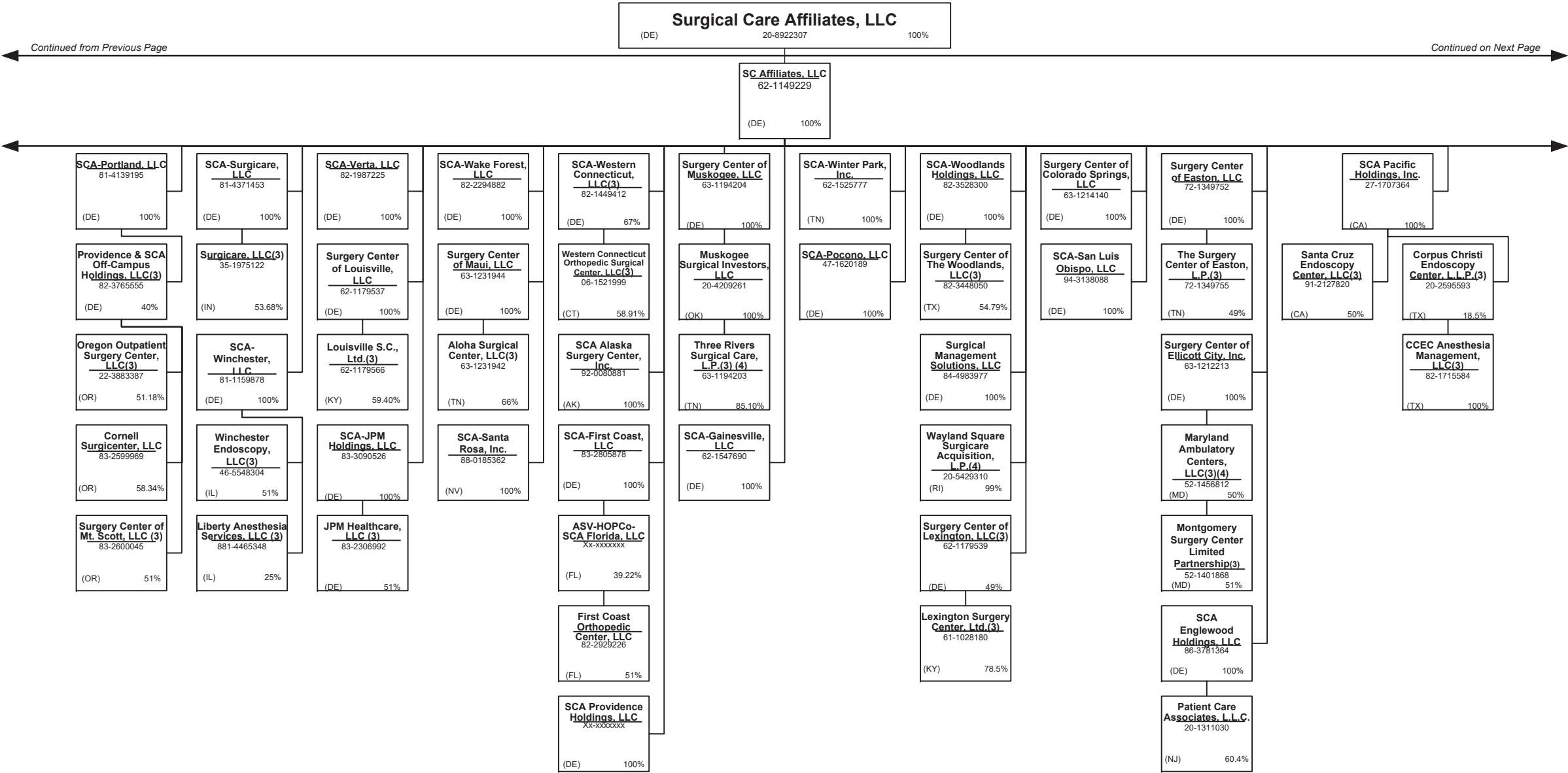
Continued from Previous Page Continued on Next Page



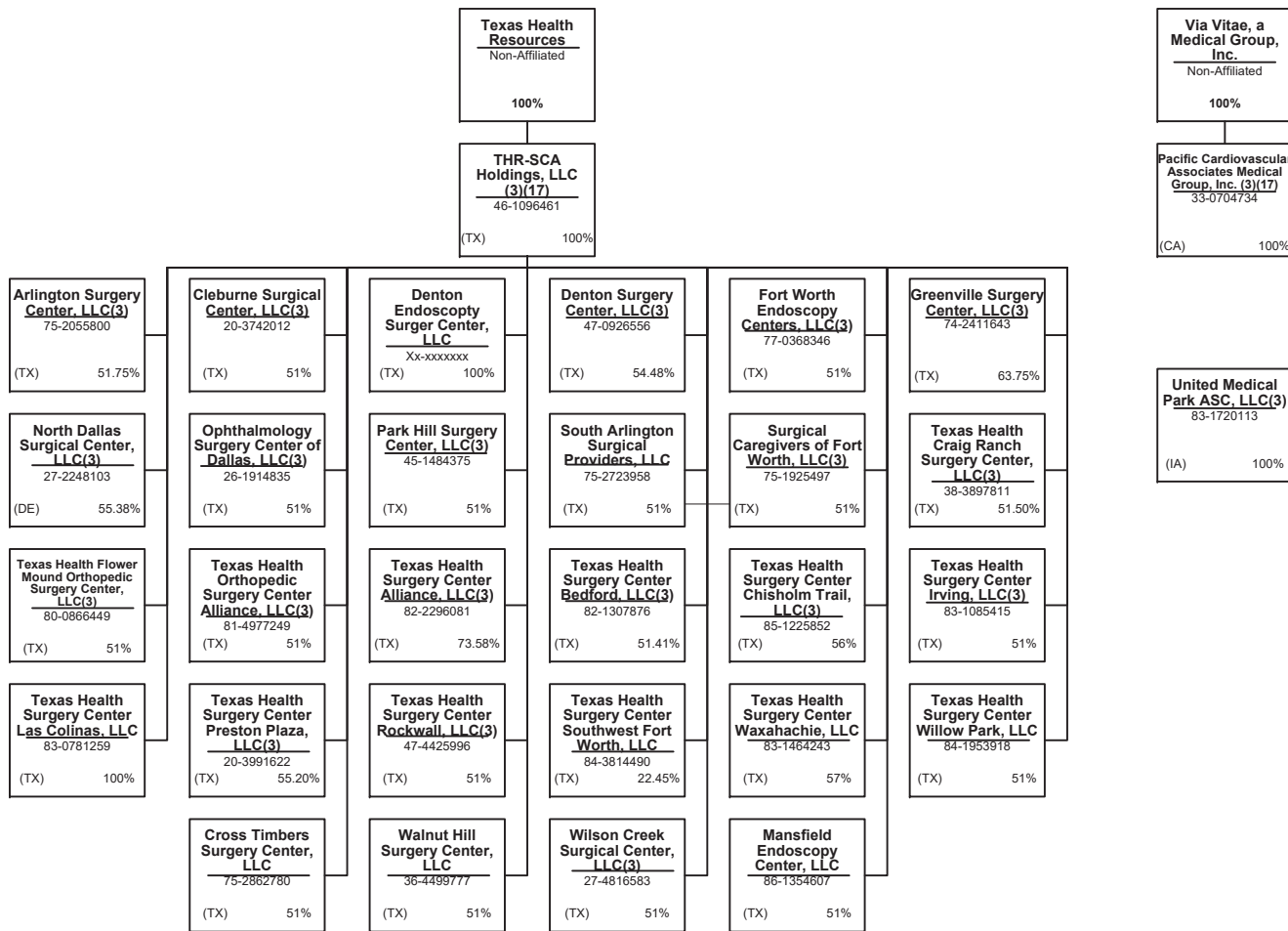
SCHEDULE Y – INFORMATION CONCERNING ACTIVITIES OF INSURER MEMBERS OF A HOLDING COMPANY GROUP
PART 1 – ORGANIZATIONAL CHART



SCHEDULE Y – INFORMATION CONCERNING ACTIVITIES OF INSURER MEMBERS OF A HOLDING COMPANY GROUP
PART 1 – ORGANIZATIONAL CHART



PART 1 – ORGANIZATIONAL CHART



SCHEDULE Y – INFORMATION CONCERNING ACTIVITIES OF INSURER MEMBERS OF A HOLDING COMPANY GROUP
PART 1 – ORGANIZATIONAL CHART

Professionally Owned Entities

Entity Name	Juris.	Federal Tax ID	Entity Name	Juris.	Federal Tax ID
4C Medical Group, PLC	AZ	45-2402948	Cielo House, Inc.	CA	87-2440218
A.G. Dikengil, Inc.	NJ	22-3149900	Cognitive-Behavioral Therapy Center of Western North Carolina, P.A.	NC	20-3056794
AbleTo Behavioral Health Services of Michigan, P.C.	MI	85-4328419	Columbia Counseling Center P.A.	MD	52-2052733
AbleTo Behavioral Health Services of New Jersey, P.C.	NJ	85-4306375	Connect Medical, P.C.	NY	32-0551188
AbleTo Behavioral Health Services, P.C.	CT	47-5519672	David C. Anderholm, M.D., P.A.	MN	41-1879063
AbleTo Licensed Clinical Social Worker Services, P.C.	CA	85-0739865	David Moen, M.D. P.C.	NY	81-5101448
AHN Accountable Care Organization, LLC	IN	45-4171713	David R. Ferrell, M.D., P.C.	NV	45-2380022
Aleph Psychological Services Inc.	CA	46-3477124	Day-OP Center Of Long Island Inc.	NY	11-2811353
American Health Network of Indiana, LLC	IN	35-2108729	DBT and EMDR Specialists, P.A.	MN	47-3322541
AppleCare Hospitalists Medical Group, Inc.	CA	14-1890491	Durable Medical Equipment, Inc.	MA	04-3106404
AppleCare Medical ACO, LLC	CA	45-2852872	Elite Focus Clinic, Inc., a Professional Corporation	CA	47-3861802
AppleCare Medical Group St. Francis, Inc.	CA	33-0845269	Empire Physicians' Medical Group, Inc.	CA	33-0181426
AppleCare Medical Group, Inc.	CA	33-0898174	Eugene Center of Anxiety and Stress, LLC	OR	83-2740282
ArchWell Health Professional Services Holding Co.	DE	86-3278602	Eugene Therapy, LLC	OR	90-0624377
ArchWell Health Professional Services of Alabama, LLC	AL	86-3152173	Everett Physicians, Inc. P.S.	WA	81-1625636
Archwell Health Professional Services of Arizona, LLC	AZ	87-2986923	Evolve, LLC	WI	61-1752488
ArchWell Health Professional Services of Kansas, P.A.	KS	86-3241870	Excel MSO, LLC	CA	77-0560460
Archwell Health Professional Services of Nebraska, LLC	NE	87-3065955	Family Counseling Associates of Salem Andover, LLC	NH	27-0820363
ArchWell Health Professional Services of North Carolina, P.C.	NC	86-3222071	Ferrell Physician Services, P.C.	NY	87-4007730
ArchWell Health Professional Services of Oklahoma, LLC	OK	86-3190019	First Hill Surgery Center, LLC	WA	47-2066485
ARTA Western California, Inc.	CA	33-0658815	First Step Services, LLC	NC	51-0484581
Aspectus, Inc.	MA	04-3403101	Greater Phoenix Collaborative Care, P.C.	AZ	27-2337725
Beaver Medical Group, P.C.	CA	33-0645967	HealthCare Partners Affiliates Medical Group	CA	95-4526112
Behavioral Solutions, P.C.	MA	04-3316367	HealthCare Partners ASC-HB, LLC	CA	26-4247365
Better Health Value Network, LLC	WA	47-4349079	HealthCare Partners Associates Medical Group, P.C.	CA	45-5273760
Bexar Imaging Center, LLC	TX	22-3858211	HealthCare Partners Medical Group, P.C.	CA	95-4340584
California Spring Holdings, PC	CA	81-0881243	Heron Ridge Associates, L.L.C.	MI	80-0020865
Carbondale Counseling Associates LLC	IL	47-1130641	Homecare Dimensions of Florida, Inc.	TX	81-0884465
CareMount Health Solutions ACO, LLC	NY	--	Homecare Dimensions, Inc.	TX	74-2758644
CareMount Medical, P.C.	NY	13-3544120	IN Style OPTICAL, LLC	MA	27-3296953
Carolina Behavioral Care, P.A.	NC	56-1780933	Inland Faculty Medical Group, Inc.	CA	33-0618077
Carroll Counseling Center LLC	MD	52-2072546	Inspiris Medical Services of New Jersey, P.C.	NJ	45-2563134
Centers for Family Medicine, GP	CA	33-0483510	INSPIRIS of Michigan Medical Services, P.C.	MI	27-1561674

SCHEDULE Y – INFORMATION CONCERNING ACTIVITIES OF INSURER MEMBERS OF A HOLDING COMPANY GROUP
PART 1 – ORGANIZATIONAL CHART

Professionally Owned Entities

Entity Name	Juris.	Federal Tax ID	Entity Name	Juris.	Federal Tax ID
INSPIRIS of New York Medical Services, P.C.	NY	13-4168739	Level2 Medical Services, P.C. California	CA	84-5003916
INSPIRIS of Pennsylvania Medical Services, P.C.	PA	26-2895670	Level2 Medical Services, P.C. Utah	UT	87-0989804
Jonathan E. Goldberg, Ph.D., Inc.	MA	26-3013277	Life Strategies Counseling, Inc.	AR	20-0468524
Joyce Marter & Associates, P.C.	IL	26-3478896	LifeSolutions Counseling Associates, P.C.	IN	26-3292877
K.P. Counseling, Ltd.	IL	30-0089259	March Vision Care Group, Incorporated	CA	95-4874334
Landmark Connect of Pennsylvania, PC	PA	82-4513634	March Vision Care IPA, Inc.	NY	27-3115058
Landmark Medical of Arkansas, P.A.	AR	85-0997438	March Vision Care of Texas, Inc.	TX	45-4227915
Landmark Medical of California, PC	CA	47-4553619	MAT-RX DEVELOPMENT, L.L.C.	TX	43-1967820
Landmark Medical of Connecticut, PC	CT	83-2295301	Mat-Rx Fort Worth GP, L.L.C.	TX	35-2262695
Landmark Medical of Florida, P.A.	FL	85-0838149	ME Urgent Care Nebraska, Inc.	NE	81-0936574
Landmark Medical of Idaho, PC	ID	--	MedExpress Employed Services, Inc.	DE	81-1265129
Landmark Medical of Kansas, P.A.	KS	82-4633545	MedExpress Primary Care Arizona, P.C.	AZ	81-4550969
Landmark Medical of Kentucky, PSC	KY	82-4881602	MedExpress Primary Care Arkansas, P.A.	AR	84-4234388
Landmark Medical of Louisiana, a Professional Corporation	LA	82-4881732	MedExpress Primary Care Kansas, P.A.	KS	81-4605885
Landmark Medical of Massachusetts, PLLC	MA	81-5364097	MedExpress Primary Care Maryland, P.C.	MD	82-3384324
Landmark Medical of Michigan, P.C.	MI	86-3599871	MedExpress Primary Care Massachusetts, P.C.	MA	82-1096099
Landmark Medical of Mississippi, P.C.	MS	82-5084178	MedExpress Primary Care Minnesota P.C.	MN	81-4396738
Landmark Medical of Missouri, P.C.	MO	82-4857713	MedExpress Primary Care Oklahoma, P.C.	OK	83-1077265
Landmark Medical of New Hampshire, P.C.	NH	85-1174070	MedExpress Primary Care South Carolina, P.C.	SC	83-0764858
Landmark Medical of North Carolina, P.C.	NC	82-4256752	MedExpress Primary Care Texas, P.A.	TX	84-2500750
Landmark Medical of Ohio, Professional Corporation	OH	82-4864947	MedExpress Primary Care Virginia, P.C.	VA	82-3395792
Landmark Medical of Oregon, PC	OR	47-2926188	MedExpress Primary Care West Virginia, Inc.	WV	82-4401181
Landmark Medical of Pennsylvania, PC	PA	81-1605378	MedExpress Primary Care Wisconsin, S.C.	WI	81-4563448
Landmark Medical of Rhode Island, PC	RI	84-2830065	MedExpress Urgent Care – New Jersey, P.C.	NJ	45-5388778
Landmark Medical of Tennessee, PC	TN	30-1288593	MedExpress Urgent Care - Northern New Jersey PC	NJ	83-2089623
Landmark Medical of Texas, PA	TX	83-2296389	MedExpress Urgent Care Arizona, P.C.	AZ	81-4030280
Landmark Medical of Utah, PC	UT	84-2660339	MedExpress Urgent Care Arkansas, P.A.	AR	46-4348120
Landmark Medical of Virginia, P.C.	VA	85-0839774	MedExpress Urgent Care California, P.C.	CA	82-0930142
Landmark Medical of Washington, PC	WA	47-3028655	MedExpress Urgent Care Connecticut, P.C.	CT	81-1956812
Landmark Medical, P.C.	NY	47-1588943	MedExpress Urgent Care Idaho, P.C.	ID	82-1135336
Level2 Medical Services, P.A.	DE	84-5003916	MedExpress Urgent Care Illinois, P.C.	IL	47-4308614
Level2 Medical Services, P.A. New Jersey	NJ	87-2684015	MedExpress Urgent Care Iowa, P.C.	IA	81-5353472
Level2 Medical Services, P.C. Alaska	AK	87-2600511	MedExpress Urgent Care Kansas, P.A.	KS	47-1919283

SCHEDULE Y – INFORMATION CONCERNING ACTIVITIES OF INSURER MEMBERS OF A HOLDING COMPANY GROUP
PART 1 – ORGANIZATIONAL CHART

Professionally Owned Entities

Entity Name	Juris.	Federal Tax ID	Entity Name	Juris.	Federal Tax ID
MedExpress Urgent Care Minnesota P.C.	MN	81-1125396	Mosaic Management Services, Inc.	CA	20-5892451
MedExpress Urgent Care Missouri P.C.	MO	47-3132625	NAMM Medical Group Holdings, Inc.	CA	56-2627070
MedExpress Urgent Care North Carolina, P.C.	NC	81-5138747	NAMM MGH, Inc.	CA	61-1627269
MedExpress Urgent Care Oregon, P.C.	OR	82-1919436	naviHealth Coordinated Care SC, P.C.	MI	85-0975337
MedExpress Urgent Care Rhode Island, P.C.	RI	81-5362765	naviHealth Michigan HBPC, P.C.	MI	84-3469040
MedExpress Urgent Care South Carolina, P.C.	SC	81-5380706	NC Center For Resiliency, PLLC	NC	47-2693055
MedExpress Urgent Care Texas, P.A.	TX	47-5147441	New Perspectives Center for Counseling & Therapy, L.L.C.	OR	93-1173779
MedExpress Urgent Care Washington, P.C.	WA	82-2443118	New York Licensed Clinical Social Work, P.C.	NY	86-3891057
MedExpress Urgent Care Wisconsin, S.C.	WI	81-4281678	Northlight Counseling Associates, Inc.	AZ	86-0646417
MedExpress Urgent Care, Inc. – West Virginia	WV	26-4546400	Northwest Medical Group Alliance, LLC	WA	91-1699944
MedExpress Urgent Care, P.C. – Georgia	GA	47-1804667	NPN IPA Washington, PLLC	WA	61-1855159
MedExpress Urgent Care, P.C. – Indiana	IN	90-0929572	Oakland Psychological Clinic, P.C.	MI	38-2481929
MedExpress Urgent Care, P.C. – Maryland	MD	45-3461101	OHR Physician Group, P.C.	OR	93-0979031
MedExpress Urgent Care, P.C. – Massachusetts	MA	47-1857908	Optum Clinic, P.A.	TX	75-2778455
MedExpress Urgent Care, P.C. – Michigan	MI	46-4793937	Optum Medical Services of California, P.C.	CA	30-0826311
MedExpress Urgent Care, P.C. – Oklahoma	OK	47-1824365	Optum Medical Services of Colorado, P.C.	CO	45-5424191
MedExpress Urgent Care, P.C. – Pennsylvania	PA	26-3750502	Optum Medical Services, P.C.	NC	45-3866363
MedExpress Urgent Care, P.C. – Tennessee	TN	45-4973138	Oregon Healthcare Resources, LLC	OR	27-3674492
MedExpress Urgent Care, P.C. – Virginia	VA	45-3123110	Peninsula Psychological Center, Inc., P.S.	WA	91-1885912
MedExpress Urgent Care, P.S.C. - Kentucky	KY	83-1565124	Perspectives of Troy, P.C.	MI	38-2592367
MedExpress, Inc. – Delaware	DE	45-5436856	Physician Partners Medical Group, Inc.	CA	30-0516435
Memorial Healthcare IPA, GP	CA	95-4088403	Physicians Care Network, L.L.C.	WA	91-1822767
Mental Health Resources, PLLC	TN	62-1396317	Physicians Medical Group of San Jose, Inc.	CA	94-2722082
MH Physician Three Holdco, a Medical Corporation	CA	27-4691544	Physicians Medical Health Plan	CA	84-3715606
MHCH, Inc.	CA	80-0507474	Physicians Medical Holdings	CA	86-2631012
MHIPA Physician Two Holdco, a Medical Corporation	CA	27-4691508	Polyclinic Holdings, P.C.	WA	83-3042027
Mindscapes Counseling, LLC	CT	47-2117693	Polyclinic Management Services Company, LLC	WA	46-0508606
Mobile Medical Services of New Jersey, PC	NJ	81-2977678	Primary Care Associated Medical Group, Inc.	CA	33-0527335
Mobile Medical Services, P.C.	NY	30-0445773	Prime Community Care, Inc.	CA	30-0516440
Moen, M.D., P.C.	CA	85-3287029	ProHEALTH Accountable Care Medical Group, PLLC	NY	45-4469117
Monarch Health Plan, Inc.	CA	22-3935634	ProHEALTH Ambulatory Surgery Center, Inc.	NY	11-3447394
Monarch HealthCare, A Medical Group, Inc.	CA	33-0587660	ProHEALTH Care Associates of New Jersey LLP	NJ	47-5656253
Monika Roots, M.D., P.C.	CA	84-4887072	ProHEALTH Care Associates, L.L.P.	NY	11-3355604

SCHEDULE Y – INFORMATION CONCERNING ACTIVITIES OF INSURER MEMBERS OF A HOLDING COMPANY GROUP

PART 1 – ORGANIZATIONAL CHART

Professionally Owned Entities

Entity Name	Juris.	Federal Tax ID	Entity Name	Juris.	Federal Tax ID
ProHEALTH Medical NY, P.C.	NY	47-1388406	Sanvello Behavioral Health Services of New Jersey, P.C.	NJ	85-0666386
ProHealth Physicians, P.C.	CT	06-1469068	Sanvello Behavioral Health Services of North Carolina, P.C.	NC	85-1959641
ProHEALTH Urgent Care Medicine of New Jersey LLP	NJ	47-5661535	Sanvello Behavioral Health Services of Texas, P.A.	TX	84-3152209
ProHEALTH Urgent Care Medicine, PLLC	NY	46-1883579	Sanvello Behavioral Health Services, P.A.	DE	84-1754732
Prospero Health Partners Florida, Inc.	FL	85-0775386	Saris Counseling, LLC	WI	--
Prospero Health Partners New York, P.C.	NY	82-2400620	Seattle Psychology, P.L.L.C.	WA	46-3238571
Prospero Health Partners North Carolina, P.C.	NC	84-4569314	Serenity Family and Psychology Counseling Center, P.C.	CA	45-3802527
Prospero Health Partners, P.C.	MN	84-3234753	Sherman Counseling Management, LLC	WI	47-5082677
Prospero Medical Services New Jersey, P.C.	NJ	84-3844362	Silicon Valley TMS of Monterey Bay, GP	CA	81-3200297
Prospero Medical Services, P.A.	FL	87-2406404	Southern California Medical Practice Concepts, LLC	CA	30-0743767
Psychiatry Services of New York, P.C.	NY	85-0921665	Spring Behavioral Health of New Jersey, LLC	NJ	82-3087236
Psychiatry Specialists Inc.	IL	27-3409538	Springfield Psychological, P.C.	PA	23-2833266
Psychological Healthcare, PLLC	NY	16-1484552	Surgical Eye Experts, LLC	MA	65-1321064
Red Oak Counseling, Ltd.	WI	20-0785644	Talbert Medical Group, P.C.	CA	93-1172065
Redlands Family Practice Medical Group, Inc.	CA	56-2627067	TeamMD Physicians, P.C.	IA	42-1446216
Refresh Canopy Cove, Inc.	FL	82-3603285	The Everett Clinic, PLLC	WA	91-0214500
Refresh Centers, Inc.	IN	30-0358493	The Evergreen Clinic, PLLC	WA	91-1882555
Refresh Connecticut LLC	CT	84-2663780	The Polyclinic, PLLC	WA	91-0369070
Refresh Evolve, LLC	WI	83-4507157	The Potter's House Family & Children Treatment Center, LLC	GA	20-8357849
Refresh In-Home Counseling LLC	IL	82-5351068	The Tabor Therapy Group, Inc.	IL	46-5461304
Refresh Midwest Operations, S.C.	WI	47-5082677	Triangle Counseling Agency, Inc.	NC	26-2552129
Refresh Pennsylvania, LLC	PA	84-1756547	USMD Diagnostic Services, LLC	TX	27-2803133
Reliant Medical Group The Endoscopy Center, LLC	MA	20-5251393	USMD Hospital at Arlington, L.P.	TX	73-1662763
Reliant Medical Group, Inc.	MA	04-2472266	USMD Hospital at Fort Worth, L.P.	TX	20-3571243
Riverside Community Healthplan Medical Group, Inc.	CA	33-0055097	USMD of Arlington GP, L.L.C.	TX	73-1662757
Riverside Electronic Healthcare Resources, Inc.	CA	20-3420379	Vitucci, LCSW, P.C.	IL	85-1453387
Riverside Pediatric Group, P.C.	NJ	22-3624559	Waypoint Minnesota PC	MN	46-2854394
Robert B. McBeath, M.D. II, P.C.	NV	86-0857176	WellMed Florida Medicare ACO, LLC	TX	84-2233329
Robert B. McBeath, M.D. III, P.C.	NV	46-2662506	WellMed Florida Services, PLLC	TX	45-2158334
Robert B. McBeath, M.D., Professional Corporation	NV	88-0310956	WellMed Greater Texas Medicare ACO, LLC	TX	84-2178104
Saad A. Shakir, M.D., Inc.	CA	77-0398259	WellMed Medical Group, P.A.	TX	74-2574229
San Bernardino Medical Group, Inc.	CA	--	WellMed Network of Florida, Inc.	TX	35-2314192
Sanvello Behavioral Health Services of Michigan, P.C.	DE	85-1941832	WellMed Networks - DFW, Inc.	TX	41-2250215

SCHEDULE Y – INFORMATION CONCERNING ACTIVITIES OF INSURER MEMBERS OF A HOLDING COMPANY GROUP

PART 1 – ORGANIZATIONAL CHART

Professionally Owned Entities

Entity Name	Juris.	Federal Tax ID
WellMed Networks, Inc.	TX	74-2889447
WellMed of Las Cruces, Inc.	TX	92-0183013
WellMed Tampa/Orlando Medicare ACO, LLC	TX	84-2193803
WellMed Texas Medicare ACO, LLC	TX	84-2219968
XLHome Michigan, P.C.	MI	46-3537245
XLHome Northeast, P.C.	NJ	45-5530241
XLHome Oklahoma, Inc.	OK	46-2931689
XLHome, P.C.	MD	27-3543997

SCHEDULE Y – INFORMATION CONCERNING ACTIVITIES OF INSURER MEMBERS OF A HOLDING COMPANY GROUP

PART 1 – ORGANIZATIONAL CHART

Organizational Chart Footnotes

- (1) Entity is owned in full or in part by a UnitedHealth Group Incorporated friendly physician.
- (2) Control of the Foundation is based on sole membership, not the ownership of voting securities.
- (3) The remaining percentage is owned either by a non-affiliated entity, outside investor(s), current/former company officer(s), or third party shareholder(s).
- (4) The minority percentage is owned by one or more affiliated UnitedHealth Group Incorporated subsidiaries. Voting rights do vary.
- (5) No information of the other shareholder(s) has been provided
- (6) General partnership interests are held by United HealthCare Services, Inc. (89.77%) and by UnitedHealthcare, Inc. (10.23%). United HealthCare Services, Inc. also holds 100% of the limited partnership interests. When combining general and limited partner interests, United HealthCare Services, Inc. owns 94.18% and UnitedHealthcare, Inc. owns 5.83%.
- (7) Branch offices in Iraq and Uganda.
- (8) H&W Indemnity (SPC), Ltd. is an exempted segregated portfolio company organized under the laws of the Cayman Islands and holds a Cayman insurance license.
- (9) Registered as a foreign shareholder in Brazil.
- (10) Registered in Nova Scotia and Newfoundland& Labrador.
- (11) Polar II Fundo de Investimento em Participações is a Brazilian private equity investment fund incorporated in the form of a closed-end condominium.
- (12) N/A
- (13) Entity has a representative office in Beijing, China.
- (14) Registered in the Dubai Silicon Oasis free zone.
- (15) Registered branch in the UK.
- (16) Registered in the Dubai Healthcare City free zone.
- (17) Entity is not directly owned by the parent. However, the parent does have a viable economic interest as well as control over the entity through contractual agreements.
- (18) Entity has a branch office in the United Kingdom.

SCHEDULE Y
PART 1A - DETAIL OF INSURANCE HOLDING COMPANY SYSTEM

1	2	3	4	5	6	7	8	9	10	11	12	13	14	15	16
Group Code	Group Name	NAIC Company Code	ID Number	Federal RSSD	CIK	Name of Securities Exchange if Publicly Traded (U.S. or International)	Names of Parent, Subsidiaries Or Affiliates	Domi-ciliary Location	Relation-ship to Reporting Entity	Directly Controlled by (Name of Entity/Person)	Type of Control (Ownership, Board, Management, Attorney-in-Fact, Influence, Other)	If Control is Owner-ship Provide Percen-tage	Ultimate Controlling Entity(ies)/Person(s)	Is an SCA Filing Re-quired? (Yes/No)	*
		.00000	98-1308130				1070715 B.C. Unlimited Liability Company	.CAN	.NIA	OptumRx Group Holdings, Inc.	Ownership	100.000	UnitedHealth Group Incorporated	.NO	
		.00000	20-2904092				1st Avenue Pharmacy, Inc.	.IA	.NIA	Genoa Healthcare LLC	Ownership	100.000	UnitedHealth Group Incorporated	.NO	
		.00000	27-2624551				310 Canyon Medical, LLC	.CA	.NIA	Monarch Management Services, Inc.	Ownership	100.000	UnitedHealth Group Incorporated	.NO	
		.00000	45-2402948				4C Medical Group, PLC	.AZ	.NIA	Greater Phoenix Collaborative Care, P.C.	Ownership	100.000	UnitedHealth Group Incorporated	.NO	.1
		.00000	84-1900997				4C MSO LLC	.DE	.NIA	Collaborative Care Holdings, LLC	Ownership	70.000	UnitedHealth Group Incorporated	.NO	
		.00000	35-2607738				5995 Minnetonka, LLC	.DE	.NIA	UnitedHealthcare Insurance Company	Ownership	100.000	UnitedHealth Group Incorporated	.NO	
		.00000	41-2174802				A Better Way Therapy, L.L.C.	.NE	.NIA	Refresh Mental Health, Inc.	Ownership	100.000	UnitedHealth Group Incorporated	.NO	
		.00000	22-3149900				A.G. Dikengil, Inc.	.NJ	.NIA	Riverside Pediatric Group, P.C.	Ownership	100.000	UnitedHealth Group Incorporated	.NO	.1
		.00000					A+ Learning and Development Centers LLC	.OH	.NIA	OhioSolutions.org LLC	Ownership	100.000	UnitedHealth Group Incorporated	.NO	
		.00000	27-0515438				ABCO International Holdings, LLC	.DE	.NIA	The Advisory Board Company	Ownership	100.000	UnitedHealth Group Incorporated	.NO	
							AbleTo Behavioral Health Services of Michigan, P.C.	.MI	.NIA	Physician(s) Owned	Influence	0.000	UnitedHealth Group Incorporated	.NO	.1
							AbleTo Behavioral Health Services of New Jersey, P.C.	.NJ	.NIA	Physician(s) Owned	Influence	0.000	UnitedHealth Group Incorporated	.NO	.1
		.00000	47-5519672				AbleTo Behavioral Health Services, P.C.	.CT	.NIA	Physician(s) Owned	Influence	0.000	UnitedHealth Group Incorporated	.NO	.1
							AbleTo Licensed Clinical Social Worker Services, P.C.	.CA	.NIA	Physician(s) Owned	Influence	0.000	UnitedHealth Group Incorporated	.NO	.1
		.00000	85-0739865				AbleTo, Inc.	.DE	.NIA	Avery Parent Holdings, Inc.	Ownership	100.000	UnitedHealth Group Incorporated	.NO	
		.00000	46-2468224				Accurate Rx Pharmacy Consulting, LLC	.MO	.NIA	Diplomat Pharmacy, Inc.	Ownership	100.000	UnitedHealth Group Incorporated	.NO	
		.00000	26-3329157				ACN Group IPA of New York, Inc.	.NY	.NIA	OptumHealth Care Solutions, LLC	Ownership	100.000	UnitedHealth Group Incorporated	.NO	
		.00000	41-1913523				ACN Group of California, Inc.	.CA	.IA	OptumHealth Care Solutions, LLC	Ownership	100.000	UnitedHealth Group Incorporated	.NO	
		.00000	27-0015861				Administradora Clínica La Colina S.A.S.	.COL	.NIA	Banmedica Internacional SpA	Ownership	50.000	UnitedHealth Group Incorporated	.NO	
		.00000	98-1446128				Administradora Clínica La Colina S.A.S.	.COL	.NIA	CDC Holdings Colombia S.A.S.	Ownership	50.000	UnitedHealth Group Incorporated	.NO	
		.00000	98-1446125				Administradora Country S.A.S.	.COL	.NIA	Banmedica Internacional SpA	Ownership	50.000	UnitedHealth Group Incorporated	.NO	
		.00000	98-1446125				Administradora Country S.A.S.	.COL	.NIA	CDC Holdings Colombia S.A.S.	Ownership	50.000	UnitedHealth Group Incorporated	.NO	
		.00000	98-1451601				Administradora Médica Centromed S.A.	.CHL	.NIA	Vida Integra S.p.A.	Ownership	76.750	UnitedHealth Group Incorporated	.NO	
		.00000	20-1310827				Advanced Surgery Center of Clifton, LLC	.NJ	.NIA	SCA Clifton, LLC	Ownership	74.100	UnitedHealth Group Incorporated	.NO	
		.00000	47-5144859				Advanced Surgical Center, LLC	.TX	.NIA	SCA Duncanville Holdings, LLC	Ownership	51.000	UnitedHealth Group Incorporated	.NO	
		.00000	26-4093335				Advanced Surgical Hospital, LLC	.PA	.NIA	SCA Southwestern PA, LLC	Ownership	50.452	UnitedHealth Group Incorporated	.NO	
		.00000	26-3209183				Advanced Therapy Associates, LLC	.OK	.NIA	Refresh Mental Health, Inc.	Ownership	100.000	UnitedHealth Group Incorporated	.NO	
							Advocate Condell Ambulatory Surgery Center, LLC	.IL	.NIA	Advocate-SCA Partners, LLC	Ownership	51.000	UnitedHealth Group Incorporated	.NO	
		.00000	47-5337115				Advocate Southwest Ambulatory Surgery Center, LLC	.IL	.NIA	Advocate-SCA Partners, LLC	Ownership	71.000	UnitedHealth Group Incorporated	.NO	
		.00000	36-4437931				Advocate-SCA Partners, LLC	.DE	.NIA	SCA-Illinois, LLC	Ownership	51.000	UnitedHealth Group Incorporated	.NO	
		.00000	47-4012497				Affirmations Psychological Services, LLC	.OH	.NIA	Refresh Mental Health, Inc.	Ownership	100.000	UnitedHealth Group Incorporated	.NO	
		.00000	46-1494814				AHN Accountable Care Organization, LLC	.IN	.NIA	American Health Network of Indiana, LLC	Ownership	100.000	UnitedHealth Group Incorporated	.NO	.1
		.00000	45-4171713				AHN Central Services, LLC	.IN	.NIA	AHN Target Holdings, LLC	Ownership	100.000	UnitedHealth Group Incorporated	.NO	
		.00000	35-2109566				AHN Target Holdings, LLC	.DE	.NIA	Collaborative Care Holdings, LLC	Ownership	80.100	UnitedHealth Group Incorporated	.NO	
		.00000	35-2582899				Aircraft Flight Specialists LLC	.DE	.NIA	United HealthCare Services, Inc.	Ownership	100.000	UnitedHealth Group Incorporated	.NO	
		.00000	46-3477124				Aleph Psychological Services Inc.	.CA	.NIA	Physician(s) Owned	Influence	0.000	UnitedHealth Group Incorporated	.NO	.1
		.00000	98-1447435				Alliansalud Entidad Promotora de Salud S.A.	.COL	.NIA	Banmedica S.A.	Ownership	76.290	UnitedHealth Group Incorporated	.NO	
		.00000	98-1447435				Alliansalud Entidad Promotora de Salud S.A.	.COL	.NIA	Constructora Inmobiliaria Magapoq S.A.	Ownership	0.000	UnitedHealth Group Incorporated	.NO	
.0707	UnitedHealth Group Incorporated	.82406	35-1665915				All Savers Insurance Company	.IN	.IA	Golden Rule Financial Corporation	Ownership	100.000	UnitedHealth Group Incorporated	.NO	
							All Savers Life Insurance Company of California	.CA	.IA	Golden Rule Financial Corporation	Ownership	100.000	UnitedHealth Group Incorporated	.NO	
.0707	UnitedHealth Group Incorporated	.73130	35-1744596				Alliance Surgical Center, LLC	.FL	.NIA	SCA-Alliance, LLC	Ownership	51.000	UnitedHealth Group Incorporated	.NO	
		.00000	27-1367127				Alliance Surgical Center, LLC	.FL	.NIA	Endoscopy Center Affiliates, Inc.	Ownership	3.500	UnitedHealth Group Incorporated	.NO	
							Allina Health Heart and Vascular Surgery Center, LLC	.MN	.NIA	WestHealth JV Holdings, LLC	Ownership	100.000	UnitedHealth Group Incorporated	.NO	.2
		.00000	87-2158427				Allina Health Surgery Center-Brooklyn Park, LLC	.MN	.NIA	WestHealth JV Holdings, LLC	Ownership	51.000	UnitedHealth Group Incorporated	.NO	.2
		.00000	87-1746250				Aloha Surgical Center, LLC	.TN	.NIA	Surgery Center of Maui, LLC	Ownership	66.000	UnitedHealth Group Incorporated	.NO	
		.00000	63-1231942				Ambient Healthcare, Inc.	.FL	.NIA	Ambient Holdings, Inc.	Ownership	100.000	UnitedHealth Group Incorporated	.NO	
		.00000	65-1095227												

SCHEDULE Y
PART 1A - DETAIL OF INSURANCE HOLDING COMPANY SYSTEM

1	2	3	4	5	6	7	8	9	10	11	12	13	14	15	16
Group Code	Group Name	NAIC Company Code	ID Number	Federal RSSD	CIK	Name of Securities Exchange if Publicly Traded (U.S. or International)	Names of Parent, Subsidiaries Or Affiliates	Domi-ciliary Location	Relation-ship to Reporting Entity	Directly Controlled by (Name of Entity/Person)	Type of Control (Ownership, Board, Management, Attorney-in-Fact, Influence, Other)	If Control is Ownership Provide Percentage	Ultimate Controlling Entity(ies)/Person(s)	Is an SCA Filing Re-quired? (Yes/No)	*
		.00000	45-2161438				Ambient Holdings, Inc.	.DE	NIA	Optum Infusion Services 500, Inc.	Ownership	100.000	UnitedHealth Group Incorporated	.NO	
		.00000	45-4770582				American Health Network of Indiana Care Organization, LLC	.IN	NIA	AHN Target Holdings, LLC	Ownership	100.000	UnitedHealth Group Incorporated	.NO	
		.00000	35-1930805				American Health Network of Indiana II, LLC	.IN	NIA	AHN Target Holdings, LLC	Ownership	100.000	UnitedHealth Group Incorporated	.NO	
		.00000	35-2108729				American Health Network of Indiana, LLC	.IN	NIA	Physician(s) Owned	Influence	0.000	UnitedHealth Group Incorporated	.NO	.1
		.00000	85-2849994				American Health Network of Kentucky, LLC	.KY	NIA	AHN Target Holdings, LLC	Ownership	100.000	UnitedHealth Group Incorporated	.NO	
		.00000	45-4132160				American Health Network of Ohio Care Organization, LLC	.OH	NIA	AHN Target Holdings, LLC	Ownership	100.000	UnitedHealth Group Incorporated	.NO	
		.00000	31-1424956				American Health Network of Ohio II, LLC	.OH	NIA	AHN Target Holdings, LLC	Ownership	100.000	UnitedHealth Group Incorporated	.NO	
		.00000	31-1424957				American Health Network of Ohio, LLC	.OH	NIA	AHN Target Holdings, LLC	Ownership	100.000	UnitedHealth Group Incorporated	.NO	
		.00000	54-1743136				AmeriChoice Corporation	.DE	NIA	UnitedHealth Group Incorporated	Ownership	100.000	UnitedHealth Group Incorporated	.NO	
.0707	UnitedHealth Group Incorporated	.95497	22-3368602				AmeriChoice of New Jersey, Inc.	.NJ	.IA	AmeriChoice Corporation	Ownership	100.000	UnitedHealth Group Incorporated	.NO	
		.00000	98-1108620				Amico Saúde Ltda.	.BRA	NIA	Santa Helena Assistência Médica S.A.	Ownership	99.277	UnitedHealth Group Incorporated	.NO	
		.00000	98-1108620				Amico Saúde Ltda.	.BRA	NIA	Cemed Care – Empresa de Atendimento Clínico Geral Ltda.	Ownership	0.723	UnitedHealth Group Incorporated	.NO	
		.00000					Amil Assistência Médica Internacional S.A.	.BRA	NIA	Polar II Fundo de Investimento em Participações Multiestratégia	Ownership	100.000	UnitedHealth Group Incorporated	.NO	
		.00000	98-1138212				AMIL International S.á.r.l.	.LUX	NIA	Amil Assistência Médica Internacional S.A.	Ownership	100.000	UnitedHealth Group Incorporated	.NO	
		.00000	98-1454564				Análisis Clínicos ML S.A.C.	.PER	NIA	Pacífico S.A. Entidad Prestadora de Salud	Ownership	100.000	UnitedHealth Group Incorporated	.NO	
		.00000					Angiografia e Hemodinâmica Madre Theodora Ltda.	.BRA	NIA	Esho – Empresa de Serviços Hospitalares S.A.	Ownership	51.000	UnitedHealth Group Incorporated	.NO	
		.00000	82-5124069				Anne Arundel-SCA Holdings, LLC	.MD	NIA	SCA-Anne Arundel, LLC	Ownership	33.340	UnitedHealth Group Incorporated	.NO	.2
		.00000	82-4763728				Anne Arundel-SCA Surgicenter, LLC	.MD	NIA	Anne Arundel-SCA Holdings, LLC	Ownership	62.260	UnitedHealth Group Incorporated	.NO	.2
		.00000	36-4210293				Antelope Valley Surgery Center, L.P.	.CA	NIA	NSC Lancaster, LLC	Ownership	90.494	UnitedHealth Group Incorporated	.NO	
		.00000	26-3913051				Apothecary Holdings, Inc.	.DE	NIA	OptumRx Holdings, LLC	Ownership	100.000	UnitedHealth Group Incorporated	.NO	
		.00000	14-1890491				AppleCare Hospitalists Medical Group, Inc.	.CA	NIA	Physician(s) Owned	Influence	0.000	UnitedHealth Group Incorporated	.NO	.1
		.00000	45-2852872				AppleCare Medical ACO, LLC	.CA	NIA	AppleCare Medical Group, Inc.	Ownership	100.000	UnitedHealth Group Incorporated	.NO	.1
		.00000	33-0845269				AppleCare Medical Group St. Francis, Inc.	.CA	NIA	Physician(s) Owned	Influence	0.000	UnitedHealth Group Incorporated	.NO	.1
		.00000	33-0898174				AppleCare Medical Group, Inc.	.CA	NIA	Physician(s) Owned	Influence	0.000	UnitedHealth Group Incorporated	.NO	.1
		.00000	27-2068687				AppleCare Medical Management, LLC	.DE	NIA	Collaborative Care Holdings, LLC	Ownership	100.000	UnitedHealth Group Incorporated	.NO	
		.00000					APS – Assistência Personalizada à Saúde Ltda.	.BRA	NIA	Amil Assistência Médica Internacional S.A.	Ownership	100.000	UnitedHealth Group Incorporated	.NO	
		.00000	98-1399975				Aquitania Chilean Holding SpA	.CHL	NIA	Bordeaux UK Holdings II Limited	Ownership	100.000	UnitedHealth Group Incorporated	.NO	
		.00000	87-2065975				Arcadia JV Holdings, LLC	.DE	NIA	Surgicenters of Southern California, Inc.	Ownership	51.000	UnitedHealth Group Incorporated	.NO	
		.00000	75-2285078				Arcadia Outpatient Surgery Center, L.P.	.CA	NIA	Arcadia JV Holdings, LLC	Ownership	51.000	UnitedHealth Group Incorporated	.NO	.2
		.00000	75-2285078				Arcadia Outpatient Surgery Center, L.P.	.CA	NIA	Surgicenters of Southern California, Inc.	Ownership	24.500	UnitedHealth Group Incorporated	.NO	.2
		.00000	86-3124559				ArchWell Health MSO, LLC	.DE	NIA	ArchWell Health, LLC	Ownership	100.000	UnitedHealth Group Incorporated	.NO	
		.00000	86-3278602				ArchWell Health Professional Services Holding Co.	.DE	NIA	Physician(s) Owned	Influence	0.000	UnitedHealth Group Incorporated	.NO	.1
		.00000	86-3152173				ArchWell Health Professional Services of Alabama, LLC	.AL	NIA	ArchWell Health Professional Services Holding Co.	Ownership	100.000	UnitedHealth Group Incorporated	.NO	.1
		.00000	87-2986923				Archwell Health Professional Services of Arizona, LLC	.AZ	NIA	ArchWell Health Professional Services Holding Co.	Ownership	100.000	UnitedHealth Group Incorporated	.NO	.1
		.00000	86-3241870				ArchWell Health Professional Services of Kansas, P.A.	.KS	NIA	Physician(s) Owned	Influence	0.000	UnitedHealth Group Incorporated	.NO	.1
		.00000	87-3065955				Archwell Health Professional Services of Nebraska, LLC	.NE	NIA	ArchWell Health Professional Services Holding Co.	Ownership	100.000	UnitedHealth Group Incorporated	.NO	.1
		.00000	86-3222071				ArchWell Health Professional Services of North Carolina, P.C.	.NC	NIA	Physician(s) Owned	Influence	0.000	UnitedHealth Group Incorporated	.NO	.1
		.00000	86-3190019				ArchWell Health Professional Services of Oklahoma, LLC	.OK	NIA	ArchWell Health Professional Services Holding Co.	Ownership	100.000	UnitedHealth Group Incorporated	.NO	.1
		.00000	85-0496329				ArchWell Health, LLC	.DE	NIA	Optum Growth Partners, LLC	Ownership	99.600	UnitedHealth Group Incorporated	.NO	
		.00000	46-4843100				Arise Physician Group	.TX	NIA	SCA Austin Holdings, LLC	Ownership	100.000	UnitedHealth Group Incorporated	.NO	

SCHEDULE Y
PART 1A - DETAIL OF INSURANCE HOLDING COMPANY SYSTEM

1	2	3	4	5	6	7	8	9	10	11	12	13	14	15	16
Group Code	Group Name	NAIC Company Code	ID Number	Federal RSSD	CIK	Name of Securities Exchange if Publicly Traded (U.S. or International)	Names of Parent, Subsidiaries Or Affiliates	Domi-ciliary Location	Relation-ship to Reporting Entity	Directly Controlled by (Name of Entity/Person)	Type of Control (Ownership, Board, Management, Attorney-in-Fact, Influence, Other)	If Control is Owner-ship Provide Percen-tage	Ultimate Controlling Entity(ies)/Person(s)	Is an SCA Filing Re-quired? (Yes/No)	*
		.00000	86-0813232				Arizona Physicians IPA, Inc.AZ	.IA	UnitedHealthcare, Inc.	Ownership.....	100.000	UnitedHealth Group IncorporatedNO
		.00000	75-2055800				Arlington Surgery Center, LLCTX	.NIA	Surgical Care Affiliates, LLC	Influence.....	0.000	UnitedHealth Group IncorporatedNO
		.00000	33-0658815				ARTA Western California, Inc.CA	.NIA	Physician(s) Owned	Influence.....	0.000	UnitedHealth Group IncorporatedNO1
		.00000	46-3907136				ASC Holdings of New Jersey, LLCNJ	.NIA	SC Affiliates, LLC	Ownership.....	80.410	UnitedHealth Group IncorporatedNO
		.00000	95-4348431				ASC Network, LLCDE	.NIA	Surgical Care Affiliates, LLC	Ownership.....	100.000	UnitedHealth Group IncorporatedNO
		.00000	04-3403101				Aspectus, Inc.MA	.NIA	Reliant Medical Group, Inc.	Ownership.....	100.000	UnitedHealth Group IncorporatedNO1
		.00000					Associação Lusíadas Knowledge Center – Health Education and ResearchPRT	.NIA	Clínica Médico Cirúrgica de Santa Tecla, S.A.	Ownership.....	25.000	UnitedHealth Group IncorporatedNO
		.00000					Associação Lusíadas Knowledge Center – Health Education and ResearchPRT	.NIA	CLISA – Clínica de Santo António, S.A.	Ownership.....	25.000	UnitedHealth Group IncorporatedNO
		.00000					Associação Lusíadas Knowledge Center – Health Education and ResearchPRT	.NIA	Lusiadas, SGPS, S.A.	Ownership.....	25.000	UnitedHealth Group IncorporatedNO
		.00000					Associação Lusíadas Knowledge Center – Health Education and ResearchPRT	.NIA	Lusiadas, S.A.	Ownership.....	25.000	UnitedHealth Group IncorporatedNO
		.00000	87-1477698				ASV-HOPCo-SCA Cornerstone, LLCFL	.NIA	PPH Holdings, LLC	Ownership.....	100.000	UnitedHealth Group IncorporatedNO
		.00000	87-3912899				ASV-HOPCo-SCA Florida, LLCFL	.NIA	SCA-First Coast, LLC	Ownership.....	39.220	UnitedHealth Group IncorporatedNO2
		.00000	47-0990056				Audax Health Solutions, LLCDE	.NIA	Rally Health, Inc.	Ownership.....	100.000	UnitedHealth Group IncorporatedNO
		.00000	87-1746405				Aventura Medical Tower Surgery Center, LLCFL	.NIA	SC Affiliates, LLC	Ownership.....	100.000	UnitedHealth Group IncorporatedNO
		.00000	84-5191428				Avery Parent Holdings, Inc.DE	.NIA	OptumHealth Holdings, LLC	Ownership.....	80.216	UnitedHealth Group IncorporatedNO
		.00000	20-4057813				Aveta Inc.DE	.NIA	Collaborative Care Holdings, LLC	Ownership.....	100.000	UnitedHealth Group IncorporatedNO
		.00000	30-0842394				AxelaCare Intermediate Holdings, LLCDE	.NIA	OptumRx, Inc.	Ownership.....	100.000	UnitedHealth Group IncorporatedNO
		.00000	61-1708598				AxelaCare, LLCDE	.NIA	AxelaCare Intermediate Holdings, LLC	Ownership.....	100.000	UnitedHealth Group IncorporatedNO
		.00000	72-1097827				B.R.A.S.S. Partnership in CommendamLA	.NIA	Surgery Center Holding, LLC	Ownership.....	61.190	UnitedHealth Group IncorporatedNO
		.00000	98-1462787				Banmédica Colombia S.A.S.COL	.NIA	Banmédica Internacional SpA	Ownership.....	100.000	UnitedHealth Group IncorporatedNO
		.00000	98-1444151				Banmédica Internacional SpACHL	.NIA	Saden S.A.	Ownership.....	1.000	UnitedHealth Group IncorporatedNO
		.00000	98-1444151				Banmédica Internacional SpACHL	.NIA	Banmédica S.A.	Ownership.....	99.000	UnitedHealth Group IncorporatedNO
		.00000	98-1444127				Banmédica S.A.CHL	.NIA	Bordeaux Holding SpA	Ownership.....	99.390	UnitedHealth Group IncorporatedNO
		.00000	47-2083076				Beach Surgical Holdings II, LLCCA	.NIA	SCA Surgicare of Laguna Hills, LLC	Ownership.....	49.000	UnitedHealth Group IncorporatedNO2
		.00000	47-4504390				Beach Surgical Holdings III, LLCCA	.NIA	Surgicare of La Veta, Inc.	Ownership.....	61.730	UnitedHealth Group IncorporatedNO
		.00000	37-1708521				Beach Surgical Holdings LLCCA	.NIA	SCA Surgicare of Laguna Hills, LLC	Ownership.....	49.000	UnitedHealth Group IncorporatedNO2
		.00000	33-0645967				Beaver Medical Group, P.C.CA	.NIA	MH Physician Three Holdco, a Medical Corporation	Ownership.....	100.000	UnitedHealth Group IncorporatedNO1
		.00000	88-0267857				Behavioral Healthcare Options, Inc.NV	.NIA	Sierra Health Services, Inc.	Ownership.....	100.000	UnitedHealth Group IncorporatedNO
		.00000	04-3316367				Behavioral Solutions, P.C.MA	.NIA	Physician(s) Owned	Influence.....	0.000	UnitedHealth Group IncorporatedNO1
		.00000	42-1485537				Benefit Administration for the Self Employed, L.L.C.IA	.NIA	HealthMarkets, LLC	Ownership.....	100.000	UnitedHealth Group IncorporatedNO
		.00000	46-1134506				Benefitter Insurance Solutions, Inc.DE	.NIA	HealthMarkets Insurance Agency, Inc.	Ownership.....	100.000	UnitedHealth Group IncorporatedNO
		.00000	22-2848531				Bergen-Passaic Cataract Laser and Surgery Center, LLCDE	.NIA	Virtua-SCA Holdings, LLC	Ownership.....	56.131	UnitedHealth Group IncorporatedNO2
		.00000	47-4349079				Better Health Value Network, LLCWA	.NIA	Physician(s) Owned	Influence.....	0.000	UnitedHealth Group IncorporatedNO1
		.00000	22-3858211				Bexar Imaging Center, LLCTX	.NIA	WellMed Networks, Inc.	Ownership.....	100.000	UnitedHealth Group IncorporatedNO1
		.00000					Bind LH Holdings, Inc.DE	.NIA	United HealthCare Services, Inc.	Ownership.....	100.000	UnitedHealth Group IncorporatedNO
		.00000					Bind Re, Inc.AZ	.NIA	Bind Benefits, Inc.	Ownership.....	100.000	UnitedHealth Group IncorporatedNO
		.00000	63-0984076				Birmingham Outpatient Surgery Center, Ltd.AL	.NIA	Birmingham Outpatient Surgical Center, LLC	Ownership.....	30.678	UnitedHealth Group IncorporatedNO2
		.00000	63-0847380				Birmingham Outpatient Surgical Center, LLCDE	.NIA	Surgery Center Holding, LLC	Ownership.....	100.000	UnitedHealth Group IncorporatedNO
		.00000	47-4758895				Bloomfield ASC, LLCCT	.NIA	SCA Bloomfield Holdings, LLC	Ownership.....	49.000	UnitedHealth Group IncorporatedNO2
		.00000	62-1530122				Blue Ridge Day Surgery Center, L.P.TN	.NIA	Blue Ridge GP, LLC	Ownership.....	35.635	UnitedHealth Group IncorporatedNO2
		.00000	27-2241593				Blue Ridge GP, LLCNC	.NIA	SCA-Blue Ridge, LLC	Ownership.....	100.000	UnitedHealth Group IncorporatedNO
		.00000	65-0241934				Boca Raton Outpatient Surgery & Laser Center, LTD.FL	.NIA	Surgery Center of Boca Raton, Inc.	Ownership.....	24.000	UnitedHealth Group IncorporatedNO2
		.00000	46-4213826				Body Image Therapy Center Intensive LLCMD	.NIA	Refresh Mental Health, Inc.	Ownership.....	100.000	UnitedHealth Group IncorporatedNO
		.00000	98-1396690				Bordeaux (Barbados) Holdings I, SRLBRB	.NIA	FrontierMEDEX US, Inc.	Ownership.....	100.000	UnitedHealth Group IncorporatedNO
		.00000	98-1396559				Bordeaux (Barbados) Holdings II, SRLBRB	.NIA	Bordeaux (Barbados) Holdings I, SRL	Ownership.....	100.000	UnitedHealth Group IncorporatedNO

SCHEDULE Y
PART 1A - DETAIL OF INSURANCE HOLDING COMPANY SYSTEM

1	2	3	4	5	6	7	8	9	10	11	12	13	14	15	16
Group Code	Group Name	NAIC Company Code	ID Number	Federal RSSD	CIK	Name of Securities Exchange if Publicly Traded (U.S. or International)	Names of Parent, Subsidiaries Or Affiliates	Domi-ciliary Location	Relation-ship to Reporting Entity	Directly Controlled by (Name of Entity/Person)	Type of Control (Ownership, Board, Management, Attorney-in-Fact, Influence, Other)	If Control is Owner-ship Provide Percen-tage	Ultimate Controlling Entity(ies)/Person(s)	Is an SCA Filing Re-quired? (Yes/No)	*
		.00000	98-1403634				Bordeaux (Barbados) Holdings III, S.r.l.	.BRB	NIA	UHG Holdings UK IV Limited	Ownership	100.000	UnitedHealth Group Incorporated	.NO	
		.00000	98-1398490				Bordeaux Holding SpA	.CHL	NIA	Aquitania Chilean Holding SpA	Ownership	100.000	UnitedHealth Group Incorporated	.NO	
		.00000	82-3147824				Bordeaux International Holdings, Inc.	.DE	NIA	UnitedHealth Group Incorporated	Ownership	100.000	UnitedHealth Group Incorporated	.NO	
		.00000	98-1390574				Bordeaux UK Holdings I Limited	.GBR	NIA	FrontierMEDEX US, Inc.	Ownership	96.705	UnitedHealth Group Incorporated	.NO	
		.00000	98-1390574				Bordeaux UK Holdings I Limited	.GBR	NIA	Bordeaux International Holdings, Inc.	Ownership	3.295	UnitedHealth Group Incorporated	.NO	
		.00000	98-1391914				Bordeaux UK Holdings II Limited	.GBR	NIA	Bordeaux UK Holdings I Limited	Ownership	100.000	UnitedHealth Group Incorporated	.NO	
		.00000	98-1389224				Bordeaux UK Holdings III Limited	.GBR	NIA	Bordeaux UK Holdings II Limited	Ownership	100.000	UnitedHealth Group Incorporated	.NO	
		.00000	98-1112673				Bosque Medical Center Ltda.	.BRA	NIA	Esho – Empresa de Serviços Hospitalares S.A.	Ownership	16.911	UnitedHealth Group Incorporated	.NO	
		.00000	98-1112673				Bosque Medical Center Ltda.	.BRA	NIA	Anil Assistência Médica Internacional S.A.	Ownership	83.089	UnitedHealth Group Incorporated	.NO	
		.00000	20-2387834				Brandon Ambulatory Surgery Center, LC	.FL	NIA	SCA-Brandon, LLC	Ownership	95.880	UnitedHealth Group Incorporated	.NO	
		.00000	20-2387834				Brandon Ambulatory Surgery Center, LC	.FL	NIA	SC Affiliates, LLC	Ownership	3.120	UnitedHealth Group Incorporated	.NO	
		.00000	20-2387834				Brandon Ambulatory Surgery Center, LC	.FL	NIA	Endoscopy Center Affiliates, Inc.	Ownership	1.000	UnitedHealth Group Incorporated	.NO	
		.00000	90-0884047				BriovaRx Infusion Services 102, LLC	.DE	NIA	Optum Infusion Services 500, Inc.	Ownership	100.000	UnitedHealth Group Incorporated	.NO	
		.00000	11-3647935				BriovaRx of Florida, Inc.	.DE	NIA	OptumRx PBM of Illinois, Inc.	Ownership	100.000	UnitedHealth Group Incorporated	.NO	
		.00000	01-0516051				BriovaRx of Maine, Inc.	.ME	NIA	OptumRx PBM of Illinois, Inc.	Ownership	100.000	UnitedHealth Group Incorporated	.NO	
		.00000	27-3331130				BriovaRx of Massachusetts, LLC	.MA	NIA	OptumRx PBM of Illinois, Inc.	Ownership	100.000	UnitedHealth Group Incorporated	.NO	
		.00000	47-4278378				Cabin Enterprises, LLC	.DE	NIA	Cabin Holdings, LLC	Ownership	100.000	UnitedHealth Group Incorporated	.NO	
		.00000	47-4264867				Cabin Holdings, LLC	.DE	NIA	United HealthCare Services, Inc.	Ownership	100.000	UnitedHealth Group Incorporated	.NO	
		.00000	20-1711131				California Medical Group Insurance Company, Risk Retention Group	.AZ	NIA	OptumCare Management, LLC	Ownership	67.010	UnitedHealth Group Incorporated	.NO	
		.00000	81-0881243				California Spring Holdings, PC	.CA	NIA	Physician(s) Owned	Influence	0.000	UnitedHealth Group Incorporated	.NO	.1
		.00000	52-1597478				Camp Hill Ambulatory Centers	.PA	NIA	Endoscopy Center Affiliates, Inc.	Ownership	1.000	UnitedHealth Group Incorporated	.NO	.2
		.00000	52-1597478				Camp Hill Ambulatory Centers	.PA	NIA	Camp Hill-SCA Centers, LLC	Ownership	99.000	UnitedHealth Group Incorporated	.NO	.2
		.00000	52-1597484				Camp Hill-SCA Centers, LLC	.DE	NIA	SC Affiliates, LLC	Ownership	100.000	UnitedHealth Group Incorporated	.NO	
		.00000	27-3955254				Capital City Medical Group, L.L.C.	.LA	NIA	UnitedHealthcare, Inc.	Ownership	100.000	UnitedHealth Group Incorporated	.NO	
		.00000	47-1130641				Carbondale Counseling Associates LLC	.IL	NIA	Physician(s) Owned	Influence	0.000	UnitedHealth Group Incorporated	.NO	.1
		.00000					Cardinal Holding Company, LLC	.DE	NIA	Collaborative Care Holdings, LLC	Ownership	100.000	UnitedHealth Group Incorporated	.NO	
.0707	UnitedHealth Group Incorporated	.12558	45-4976934				Care Improvement Plus of Texas Insurance Company	.TX	.IA	XLHealth Corporation	Ownership	100.000	UnitedHealth Group Incorporated	.NO	
.0707	UnitedHealth Group Incorporated	.12567	20-3888112				Care Improvement Plus South Central Insurance Company	.AR	.IA	XLHealth Corporation	Ownership	100.000	UnitedHealth Group Incorporated	.NO	
.0707	UnitedHealth Group Incorporated	.14041	27-5038136				Care Improvement Plus Wisconsin Insurance Company	.WI	.IA	XLHealth Corporation	Ownership	100.000	UnitedHealth Group Incorporated	.NO	
		.00000	83-0585009				Care Logistics, LLC	.DE	NIA	Penzo Enterprises, LLC	Ownership	100.000	UnitedHealth Group Incorporated	.NO	
		.00000					CareMount Dental Member, LLC	.DE	NIA	CareMount Health Solutions, LLC	Ownership	100.000	UnitedHealth Group Incorporated	.NO	
		.00000					CareMount Health Solutions ACO, LLC	.NY	NIA	CareMount Medical, P.C.	Ownership	100.000	UnitedHealth Group Incorporated	.NO	.1
		.00000	83-3555743				CareMount Health Solutions Employer, LLC	.DE	NIA	CareMount Health Solutions, LLC	Ownership	99.000	UnitedHealth Group Incorporated	.NO	
		.00000	83-3555743				CareMount Health Solutions Employer, LLC	.DE	NIA	CareMount Holding, LLC	Ownership	1.000	UnitedHealth Group Incorporated	.NO	
		.00000	38-4103290				CareMount Health Solutions, LLC	.DE	NIA	Cardinal Holding Company, LLC	Ownership	63.680	UnitedHealth Group Incorporated	.NO	
		.00000	38-4103290				CareMount Health Solutions, LLC	.DE	NIA	Collaborative Care Holdings, LLC	Ownership	16.320	UnitedHealth Group Incorporated	.NO	
		.00000	82-1419537				CareMount Holding, LLC	.NY	NIA	CareMount Health Solutions, LLC	Ownership	100.000	UnitedHealth Group Incorporated	.NO	
		.00000	13-3544120				CareMount Medical, P.C.	.NY	NIA	Physician(s) Owned	Influence	0.000	UnitedHealth Group Incorporated	.NO	.1
		.00000					CareMount Value Partners IPA, LLC	.NY	NIA	CareMount Health Solutions, LLC	Ownership	100.000	UnitedHealth Group Incorporated	.NO	
		.00000	56-1780933				Carolina Behavioral Care, P.A.	.NC	NIA	Physician(s) Owned	Influence	0.000	UnitedHealth Group Incorporated	.NO	.1
		.00000	52-2072546				Carroll Counseling Center LLC	.MD	NIA	Physician(s) Owned	Influence	0.000	UnitedHealth Group Incorporated	.NO	.1
		.00000	98-1328471				Casa de Saúde Santa Therezinha Ltda.	.BRA	NIA	Hospital Alvorada Taguatinga Ltda.	Ownership	100.000	UnitedHealth Group Incorporated	.NO	
		.00000	98-1328471				Casa de Saúde Santa Therezinha Ltda.	.BRA	NIA	Esho – Empresa de Serviços Hospitalares S.A.	Ownership	0.000	UnitedHealth Group Incorporated	.NO	
		.00000	82-5207935				Castle Rock SurgiCenter, LLC	.CO	NIA	SCA-Castle Rock, LLC	Ownership	51.000	UnitedHealth Group Incorporated	.NO	
		.00000	82-5207935				Castle Rock SurgiCenter, LLC	.CO	NIA	SC Affiliates, LLC	Ownership	2.000	UnitedHealth Group Incorporated	.NO	
		.00000	20-5807941				Catalyst360, LLC	.DE	NIA	Optum Services, Inc.	Ownership	100.000	UnitedHealth Group Incorporated	.NO	

SCHEDULE Y
PART 1A - DETAIL OF INSURANCE HOLDING COMPANY SYSTEM

1	2	3	4	5	6	7	8	9	10	11	12	13	14	15	16
Group Code	Group Name	NAIC Company Code	ID Number	Federal RSSD	CIK	Name of Securities Exchange if Publicly Traded (U.S. or International)	Names of Parent, Subsidiaries Or Affiliates	Domi-ciliary Location	Relation-ship to Reporting Entity	Directly Controlled by (Name of Entity/Person)	Type of Control (Ownership, Board, Management, Attorney-in-Fact, Influence, Other)	If Control is Owner-ship Provide Percen-tage	Ultimate Controlling Entity(ies)/Person(s)	Is an SCA Filing Re-quired? (Yes/No)	*
		.00000	98-1325466				Catamaran 2 Unlimited Company	.IRL	NIA	UnitedHealthcare International VIII S.à r.l.	Ownership	100.000	UnitedHealth Group Incorporated	.NO.	
		.00000					Catamaran Finance (Ireland) Unlimited Company	.IRL	NIA	Catamaran S.à.r.l.	Ownership	100.000	UnitedHealth Group Incorporated	.NO.	
		.00000	98-1069737				Catamaran S.à.r.l.	.LUX	NIA	UnitedHealthcare International II S.à r.l.	Ownership	100.000	UnitedHealth Group Incorporated	.NO.	
		.00000	82-1715584				CCEC Anesthesia Management, LLC	.TX	NIA	Corpus Christi Endoscopy Center, L.L.P.	Ownership	100.000	UnitedHealth Group Incorporated	.NO.	2
		.00000					CDC Holdings Colombia S.A.S.	.COL	NIA	Bordeaux UK Holdings II Limited	Ownership	100.000	UnitedHealth Group Incorporated	.NO.	
		.00000	85-3868373				Cedar Park JV Partners, LLC	.TX	NIA	SCA Cedar Park Holdings, LLC	Ownership	43.700	UnitedHealth Group Incorporated	.NO.	2
		.00000	27-2533497				Cedar Park Surgery Center, LLC	.TX	NIA	SCA Cedar Park Holdings, LLC	Ownership	19.660	UnitedHealth Group Incorporated	.NO.	2
		.00000	27-2533497				Cedar Park Surgery Center, LLC	.TX	NIA	Cedar Park JV Partners, LLC	Ownership	35.500	UnitedHealth Group Incorporated	.NO.	2
		.00000	98-1111491				Cemed Care – Empresa de Atendimento Clínico Geral Ltda.	.BRA	NIA	Esho – Empresa de Serviços Hospitalares S.A.	Ownership	0.000	UnitedHealth Group Incorporated	.NO.	
		.00000	98-1111491				Cemed Care – Empresa de Atendimento Clínico Geral Ltda.	.BRA	NIA	Anil Assistência Médica Internacional S.A.	Ownership	100.000	UnitedHealth Group Incorporated	.NO.	
		.00000					Center for Quality Improvement, LLC	.DE	NIA	OptumRx Holdings, LLC	Ownership	100.000	UnitedHealth Group Incorporated	.NO.	
		.00000	85-3324771				Center for Restorative Surgery at Maple Grove, LLC	.MN	NIA	SCA Maple Grove Holdings, LLC	Ownership	52.023	UnitedHealth Group Incorporated	.NO.	2
		.00000	33-0483510				Centers for Family Medicine, GP	.CA	NIA	MH Physician Three Holdco, a Medical Corporation	Ownership	99.000	UnitedHealth Group Incorporated	.NO.	1
		.00000	45-4131797				Central Indiana Care Organization, LLC	.IN	NIA	AHN Target Holdings, LLC	Ownership	100.000	UnitedHealth Group Incorporated	.NO.	
		.00000	45-5600514				Central Ohio Care Organization, LLC	.OH	NIA	AHN Target Holdings, LLC	Ownership	100.000	UnitedHealth Group Incorporated	.NO.	
		.00000					CentrifyHealth, LLC	.DE	NIA	UnitedHealth Group Incorporated	Ownership	100.000	UnitedHealth Group Incorporated	.NO.	
		.00000					CentriHealth Corporation	.CAN	NIA	CentrifyHealth, LLC	Ownership	100.000	UnitedHealth Group Incorporated	.NO.	
		.00000					Centro de Entrenamiento Capacitación en Reanimación SpA	.CHL	NIA	Servicios Integrados de Salud Ltda.	Ownership	1.000	UnitedHealth Group Incorporated	.NO.	
		.00000					Centro de Entrenamiento Capacitación en Reanimación SpA	.CHL	NIA	Clínica Dávila y Servicios Médicos S.p.A.	Ownership	99.000	UnitedHealth Group Incorporated	.NO.	
		.00000	98-1450490				Centro de Servicios Compartidos Banmédica SpA	.CHL	NIA	Banmédica S.A.	Ownership	99.900	UnitedHealth Group Incorporated	.NO.	
		.00000	98-1450490				Centro de Servicios Compartidos Banmédica SpA	.CHL	NIA	Constructora Inmobiliaria Magapoq S.A.	Ownership	0.100	UnitedHealth Group Incorporated	.NO.	
		.00000					Centro Médico Hospitalar Pitangueiras Ltda.	.BRA	NIA	Hospital Alvorada Taguatinga Ltda.	Ownership	0.000	UnitedHealth Group Incorporated	.NO.	
		.00000					Centro Médico Hospitalar Pitangueiras Ltda.	.BRA	NIA	Esho – Empresa de Serviços Hospitalares S.A.	Ownership	100.000	UnitedHealth Group Incorporated	.NO.	
		.00000	98-1457197				Centro Odontológico Americano S.A.C.	.PER	NIA	Pacifico S.A. Entidad Prestadora de Salud	Ownership	80.000	UnitedHealth Group Incorporated	.NO.	
		.00000	98-1451635				Centromed Quilpué S.A.	.CHL	NIA	Administradora Médica Centromed S.A.	Ownership	93.450	UnitedHealth Group Incorporated	.NO.	
		.00000					Centros Médicos y Dentales Multimed Ltda.	.CHL	NIA	Omesa SpA	Ownership	99.990	UnitedHealth Group Incorporated	.NO.	
		.00000					Centros Médicos y Dentales Multimed Ltda.	.CHL	NIA	Clínica Dávila y Servicios Médicos S.p.A.	Ownership	0.010	UnitedHealth Group Incorporated	.NO.	
.0707	UnitedHealth Group Incorporated	.42765	42-1194107				Centurion Casualty Company	.NE	.IA	Specialty Benefits, LLC	Ownership	100.000	UnitedHealth Group Incorporated	.NO.	
		.00000	46-1454664				Channel Islands Surgicenter Properties, LLC	.DE	NIA	SCA Holding Company, Inc.	Ownership	62.743	UnitedHealth Group Incorporated	.NO.	
		.00000					Charleston Surgery Center Limited Partnership	.SC	NIA	SCA-Charleston, LLC	Ownership	25.056	UnitedHealth Group Incorporated	.NO.	2
		.00000	58-1709761				Charlotte Surgery Center, LLC	.NC	NIA	Charlotte-SC, LLC	Ownership	16.279	UnitedHealth Group Incorporated	.NO.	2
		.00000	56-1449531				Charlotte Surgery Properties, LTD.	.NC	NIA	SC Affiliates, LLC	Ownership	4.000	UnitedHealth Group Incorporated	.NO.	2
		.00000	56-1449532				Charlotte Surgery Properties, LTD.	.NC	NIA	SCA-Mecklenburg Development Corp.	Ownership	14.000	UnitedHealth Group Incorporated	.NO.	2
		.00000	56-1449532				Charlotte Surgery Properties, LTD.	.NC	NIA	SC Affiliates, LLC	Ownership	100.000	UnitedHealth Group Incorporated	.NO.	
		.00000	62-1262567				Charlotte-SC, LLC	.DE	NIA	SCA-Charlotte, LLC	Ownership	15.000	UnitedHealth Group Incorporated	.NO.	2
		.00000	82-4075002				Chatham Orthopaedic ASC, LLC	.GA	NIA	SCA-Chatham, LLC	Ownership	51.000	UnitedHealth Group Incorporated	.NO.	
		.00000	26-2389638				Childrens Surgery Center LLC	.FL	NIA	SCA-Central Florida, LLC	Ownership	1.057	UnitedHealth Group Incorporated	.NO.	
		.00000	26-2389638				Childrens Surgery Center LLC	.FL	NIA	Physician(s) Owned	Influence	0.000	UnitedHealth Group Incorporated	.NO.	1
		.00000	87-2440218				Cielo House, Inc.	.CA	NIA	SCA-Citrus, Inc.	Ownership	57.000	UnitedHealth Group Incorporated	.NO.	
		.00000	62-1510209				Citrus Regional Surgery Center, L.P.	.TN	NIA	Solstice Benefits, Inc.	Ownership	100.000	UnitedHealth Group Incorporated	.NO.	
		.00000	27-0204579				Claims Management Systems, Inc.	.FL	NIA	Surgical Care Affiliates, LLC	Influence	0.000	UnitedHealth Group Incorporated	.NO.	
		.00000	20-3742012				Cleburne Surgical Center, LLC	.TX	NIA						

SCHEDULE Y
PART 1A - DETAIL OF INSURANCE HOLDING COMPANY SYSTEM

1	2	3	4	5	6	7	8	9	10	11	12	13	14	15	16
Group Code	Group Name	NAIC Company Code	ID Number	Federal RSSD	CIK	Name of Securities Exchange if Publicly Traded (U.S. or International)	Names of Parent, Subsidiaries Or Affiliates	Domi-ciliary Location	Relation-ship to Reporting Entity	Directly Controlled by (Name of Entity/Person)	Type of Control (Ownership, Board, Management, Attorney-in-Fact, Influence, Other)	If Control is Owner-ship Provide Percen-tage	Ultimate Controlling Entity(ies)/Person(s)	Is an SCA Filing Re-quired? (Yes/No)	*
		.00000	98-1459640				Clínica Alameda SpA	.CHL	NIA	Vida Integra S.p.A.	Ownership	99.800	UnitedHealth Group Incorporated	.NO	
		.00000	98-1459640				Clínica Alameda SpA	.CHL	NIA	Saden S.A.	Ownership	0.200	UnitedHealth Group Incorporated	.NO	
		.00000	98-1443171				Clínica Bio Bio SpA	.CHL	NIA	Banmedica S.A.	Ownership	0.000	UnitedHealth Group Incorporated	.NO	
		.00000	98-1443171				Clínica Bio Bio SpA	.CHL	NIA	Inversiones Clínicas Santa María SpA	Ownership	100.000	UnitedHealth Group Incorporated	.NO	
		.00000	98-1442191				Clínica Ciudad del Mar S.A.	.CHL	NIA	Inversiones Clínicas Santa María SpA	Ownership	100.000	UnitedHealth Group Incorporated	.NO	
		.00000	98-1442191				Clínica Ciudad del Mar S.A.	.CHL	NIA	Banmedica S.A.	Ownership	0.000	UnitedHealth Group Incorporated	.NO	
		.00000	98-1446132				Clínica Dávila y Servicios Médicos S.p.A.	.CHL	NIA	Clínica Santa María S.p.A.	Ownership	0.002	UnitedHealth Group Incorporated	.NO	
		.00000	98-1446132				Clínica Dávila y Servicios Médicos S.p.A.	.CHL	NIA	Banmedica S.A.	Ownership	99.998	UnitedHealth Group Incorporated	.NO	
		.00000					Clínica del Country S.A.S.	.COL	NIA	Banmedica Internacional SpA	Ownership	50.000	UnitedHealth Group Incorporated	.NO	
		.00000					Clínica del Country S.A.S.	.COL	NIA	CDC Holdings Colombia S.A.S.	Ownership	50.000	UnitedHealth Group Incorporated	.NO	
		.00000					Clínica Médico Cirúrgica de Santa Tecla, S.A.								
		.00000	98-1350667					.PRT	NIA	Lusiadas, SGPS, S.A.	Ownership	96.330	UnitedHealth Group Incorporated	.NO	
		.00000	98-1462343				Clínica San Felipe S.A.	.PER	NIA	Pacifico S.A. Entidad Prestadora de Salud	Ownership	93.740	UnitedHealth Group Incorporated	.NO	
		.00000	98-1455936				Clínica Sánchez Ferrer S.A.	.PER	NIA	Pacifico S.A. Entidad Prestadora de Salud	Ownership	100.000	UnitedHealth Group Incorporated	.NO	
		.00000	98-1442754				Clínica Santa María S.p.A.	.CHL	NIA	Banmedica S.A.	Ownership	99.510	UnitedHealth Group Incorporated	.NO	
		.00000	98-1442745				Clínica Vespuccio S.A.	.CHL	NIA	Banmedica S.A.	Ownership	0.000	UnitedHealth Group Incorporated	.NO	
		.00000	98-1442745				Clínica Vespuccio S.A.	.CHL	NIA	Inversiones Clínicas Santa María SpA	Ownership	100.000	UnitedHealth Group Incorporated	.NO	
		.00000	46-2879718				Clinical Partners of Colorado Springs, LLC	.CO	NIA	OptumCare Colorado, LLC	Ownership	50.000	UnitedHealth Group Incorporated	.NO	
		.00000	20-2236024				Clinton Partners, LLC	.MI	NIA	HFHS-SCA Holdings, LLC	Ownership	51.000	UnitedHealth Group Incorporated	.NO	2
		.00000	98-1350671				CLISA – Clínica de Santo António, S.A.	.PRT	NIA	Lusiadas, SGPS, S.A.	Ownership	90.000	UnitedHealth Group Incorporated	.NO	
							CMO – Centro Médico de Oftalmologia S/S Ltda.			Lotten-Eyes Oftalmologia Clinica e Cirurgica Ltda.					
		.00000	98-1337968					.BRA	NIA		Ownership	1.000	UnitedHealth Group Incorporated	.NO	
		.00000	98-1337968				CMO – Centro Médico de Oftalmologia S/S Ltda.	.BRA	NIA	Hospital Alvorada Taguatinga Ltda.	Ownership	99.000	UnitedHealth Group Incorporated	.NO	
		.00000	98-1277015				CMS – Central de Manipulação e Serviços Farmacêuticos Ltda.	.BRA	NIA	Esho – Empresa de Serviços Hospitalares S.A.	Ownership	0.010	UnitedHealth Group Incorporated	.NO	
		.00000	98-1277015				CMS – Central de Manipulação e Serviços Farmacêuticos Ltda.	.BRA	NIA	COI – Clínicas Oncológicas Integradas S.A.	Ownership	99.990	UnitedHealth Group Incorporated	.NO	
		.00000	27-1193028				Coalition for Advanced Pharmacy Services, Inc.	.DE	NIA	OptumRx Health Solutions, LLC	Ownership	93.266	UnitedHealth Group Incorporated	.NO	
		.00000	27-1193028				Coalition for Advanced Pharmacy Services, Inc.	.DE	NIA	OptumRx PBM of Maryland, LLC	Ownership	5.341	UnitedHealth Group Incorporated	.NO	
		.00000	27-1193028				Coalition for Advanced Pharmacy Services, Inc.	.DE	NIA	OptumRx Home Delivery of Ohio, LLC	Ownership	0.116	UnitedHealth Group Incorporated	.NO	
		.00000	27-1193028				Coalition for Advanced Pharmacy Services, Inc.	.DE	NIA	Optum Hospice Pharmacy Services, LLC	Ownership	1.277	UnitedHealth Group Incorporated	.NO	
		.00000	54-1565761				Coastal Counseling Center, Inc.	.VA	NIA	Refresh Mental Health, Inc.	Ownership	100.000	UnitedHealth Group Incorporated	.NO	
		.00000	98-1444067				Cobranzas Banmedica SpA	.CHL	NIA	Banmedica S.A.	Ownership	100.000	UnitedHealth Group Incorporated	.NO	
		.00000	98-1444067				Cobranzas Banmedica SpA	.CHL	NIA	Saden S.A.	Ownership	0.000	UnitedHealth Group Incorporated	.NO	
		.00000	20-3056794				Cognitive-Behavioral Therapy Center of Western North Carolina, P.A.	.NC	NIA	Physician(s) Owned	Influence	0.000	UnitedHealth Group Incorporated	.NO	1
		.00000	98-1276040				COI – Clínicas Oncológicas Integradas S.A.	.BRA	NIA	Esho – Empresa de Serviços Hospitalares S.A.	Ownership	100.000	UnitedHealth Group Incorporated	.NO	
		.00000	27-2337616				Collaborative Care Holdings, LLC	.DE	NIA	OptumHealth Holdings, LLC	Ownership	100.000	UnitedHealth Group Incorporated	.NO	
		.00000	27-2337487				Collaborative Care Services, Inc.	.DE	NIA	Collaborative Care Holdings, LLC	Ownership	100.000	UnitedHealth Group Incorporated	.NO	
		.00000	45-2614005				Collaborative Realty, LLC	.NY	NIA	Collaborative Care Holdings, LLC	Ownership	100.000	UnitedHealth Group Incorporated	.NO	
		.00000					Colmedica Medicina Prepagada S.A.	.COL	NIA	Banmedica S.A.	Ownership	76.270	UnitedHealth Group Incorporated	.NO	
		.00000					Colmedica Medicina Prepagada S.A.	.COL	NIA	Constructora Inmobiliaria Magapoq S.A.	Ownership	0.000	UnitedHealth Group Incorporated	.NO	
		.00000	83-1529015				Colonial Outpatient Surgery Center, LLC	.FL	NIA	SC Affiliates, LLC	Ownership	14.000	UnitedHealth Group Incorporated	.NO	
		.00000	83-1529015				Colonial Outpatient Surgery Center, LLC	.FL	NIA	SCA-Colonial Partners, LLC	Ownership	51.000	UnitedHealth Group Incorporated	.NO	
		.00000					Colorado Innovative Physician Solutions, Inc.								
		.00000	37-1636677					.CO	NIA	OptumCare Colorado, LLC	Ownership	100.000	UnitedHealth Group Incorporated	.NO	
		.00000	84-1160450				Colorado Springs Surgery Center, Ltd.	.CO	NIA	SCA-Colorado Springs, LLC	Ownership	95.000	UnitedHealth Group Incorporated	.NO	
		.00000	52-2052733				Columbia Counseling Center P.A.	.MD	NIA	Physician(s) Owned	Influence	0.000	UnitedHealth Group Incorporated	.NO	1

SCHEDULE Y
PART 1A - DETAIL OF INSURANCE HOLDING COMPANY SYSTEM

1	2	3	4	5	6	7	8	9	10	11	12	13	14	15	16
Group Code	Group Name	NAIC Company Code	ID Number	Federal RSSD	CIK	Name of Securities Exchange if Publicly Traded (U.S. or International)	Names of Parent, Subsidiaries Or Affiliates	Domi-ciliary Location	Relation-ship to Reporting Entity	Directly Controlled by (Name of Entity/Person)	Type of Control (Ownership, Board, Management, Attorney-in-Fact, Influence, Other)	If Control is Owner-ship Provide Percen-tage	Ultimate Controlling Entity(ies)/Person(s)	Is an SCA Filing Re-quired? (Yes/No)	*
		.00000	11-3647007				Comfort Care Transportation, LLC	TX	NIA	WellMed Medical Management, Inc.	Ownership	100.000	UnitedHealth Group Incorporated	.NO.	
		.00000	32-0551188				Connect Medical, P.C.	NY	NIA	Physician(s) Owned	Influence	0.000	UnitedHealth Group Incorporated	.NO.	1
		.00000	06-1592173				Connecticut Surgery Center, Limited Partnership	CT	NIA	Connecticut Surgical Center, LLC	Ownership	51.000	UnitedHealth Group Incorporated	.NO.	
		.00000	06-1592173				Connecticut Surgery Center, Limited Partnership	CT	NIA	Surgical Care Affiliates, LLC	Ownership	11.500	UnitedHealth Group Incorporated	.NO.	
		.00000	26-1313646				Connecticut Surgery Properties, LLC	DE	NIA	SC Affiliates, LLC	Ownership	100.000	UnitedHealth Group Incorporated	.NO.	
		.00000	06-1156342				Connecticut Surgical Center, LLC	DE	NIA	Surgical Care Affiliates, LLC	Ownership	62.745	UnitedHealth Group Incorporated	.NO.	
		.00000	46-0891463				ConnectYourCare, Inc.	DE	NIA	Optum Financial, Inc.	Ownership	100.000	UnitedHealth Group Incorporated	.NO.	
		.00000	26-1274092				ConnectYourCare, LLC	MD	NIA	ConnectYourCare, Inc.	Ownership	100.000	UnitedHealth Group Incorporated	.NO.	
		.00000	98-1448720				Construtora Inmobiliaria Magapoq S.A.	CHL	NIA	Banmédica S.A.	Ownership	99.900	UnitedHealth Group Incorporated	.NO.	
		.00000	98-1448720				Construtora Inmobiliaria Magapoq S.A.	CHL	NIA	Inmobiliaria Apoquindo 3600 Ltda.	Ownership	0.100	UnitedHealth Group Incorporated	.NO.	
		.00000	20-0231080				Consumer Wellness Solutions, Inc.	DE	NIA	Optum Services, Inc.	Ownership	100.000	UnitedHealth Group Incorporated	.NO.	
		.00000	83-2599969				Cornell Surgicenter, LLC	OR	NIA	Providence & SCA Off-Campus Holdings, LLC	Ownership	58.344	UnitedHealth Group Incorporated	.NO.	2
		.00000	87-1134519				Cornerstone Surgery Center, LLC	FL	NIA	SC Affiliates, LLC	Ownership	100.000	UnitedHealth Group Incorporated	.NO.	
		.00000	20-2595593				Corpus Christi Endoscopy Center, L.L.P.	TX	NIA	SCA Pacific Holdings, Inc.	Ownership	18.500	UnitedHealth Group Incorporated	.NO.	2
		.00000	52-2176762				Country Scan Ltda.	COL	NIA	Patrimonio Autónomo Nueva Clínica	Ownership	51.800	UnitedHealth Group Incorporated	.NO.	
		.00000	26-0080565				Curaspan Health Group, Inc.	DE	NIA	naviHealth, Inc.	Ownership	100.000	UnitedHealth Group Incorporated	.NO.	
		.00000	63-1263704				Cypress Care, Inc.	DE	NIA	Healthcare Solutions, Inc.	Ownership	100.000	UnitedHealth Group Incorporated	.NO.	
		.00000	63-1263704				Danbury Surgical Center, L.P.	GA	NIA	SCA Danbury Surgical Center, LLC	Ownership	50.419	UnitedHealth Group Incorporated	.NO.	
		.00000	41-1879063				Danbury Surgical Center, L.P.	GA	NIA	SunSurgery, LLC	Ownership	2.828	UnitedHealth Group Incorporated	.NO.	
		.00000	81-5101448				David C. Anderholm, M.D., P.A.	MN	NIA	Physician(s) Owned	Influence	0.000	UnitedHealth Group Incorporated	.NO.	1
		.00000	45-2380022				David Moen, M.D. P.C.	NY	NIA	Physician(s) Owned	Influence	0.000	UnitedHealth Group Incorporated	.NO.	1
		.00000	11-2811353				David R. Ferrell, M.D., P.C.	NV	NIA	Physician(s) Owned	Influence	0.000	UnitedHealth Group Incorporated	.NO.	1
		.00000	75-2790863				Day-Op Center Of Long Island Inc.	NY	NIA	Physician(s) Owned	Influence	0.000	UnitedHealth Group Incorporated	.NO.	1
		.00000	83-1396214				Day-Op Surgery Consulting Company, LLC	DE	NIA	ProHEALTH Medical Management, LLC	Ownership	100.000	UnitedHealth Group Incorporated	.NO.	
		.00000	52-1811176				Daybreak Real Estate, LLC	TN	NIA	Refresh Mental Health, Inc.	Ownership	100.000	UnitedHealth Group Incorporated	.NO.	
		.00000	47-3322541				DBP Services of New York IPA, Inc.	NY	NIA	Dental Benefit Providers, Inc.	Ownership	100.000	UnitedHealth Group Incorporated	.NO.	
		.00000	52-1452809				DBT and EMDR Specialists, P.A.	MN	NIA	Physician(s) Owned	Influence	0.000	UnitedHealth Group Incorporated	.NO.	1
		.00000	36-4008355				Dental Benefit Providers of California, Inc.	CA	IA	Dental Benefit Providers, Inc.	Ownership	100.000	UnitedHealth Group Incorporated	.NO.	
0707	UnitedHealth Group Incorporated	52053	41-2014834				Dental Benefit Providers of Illinois, Inc.	IL	IA	Dental Benefit Providers, Inc.	Ownership	100.000	UnitedHealth Group Incorporated	.NO.	
		.00000	47-0926556				Dental Benefit Providers, Inc.	DE	NIA	United HealthCare Services, Inc.	Ownership	100.000	UnitedHealth Group Incorporated	.NO.	
		.00000	82-1436601				Denton Endoscopy Surgery Center, LLC	TX	NIA	Surgical Care Affiliates, LLC	Influence	0.000	UnitedHealth Group Incorporated	.NO.	
		.00000	98-1460401				Denton Surgery Center, LLC	TX	NIA	Surgical Care Affiliates, LLC	Influence	0.000	UnitedHealth Group Incorporated	.NO.	
		.00000	98-1460347				Derry Surgical Center, LLC	NH	NIA	SCA-Derry, LLC	Ownership	72.000	UnitedHealth Group Incorporated	.NO.	
		.00000	98-1460347				Diagnóstico Ecotomográfico Centromed Ltda.	CHL	NIA	Administradora Médica Centromed S.A.	Ownership	50.000	UnitedHealth Group Incorporated	.NO.	
		.00000	33-0292435				Diasnóstico por Imágenes Centromed Ltda.	CHL	NIA	Administradora Médica Centromed S.A.	Ownership	93.340	UnitedHealth Group Incorporated	.NO.	
		.00000	98-1460347				Diasnóstico por Imágenes Centromed Ltda.	CHL	NIA	Centromed Quilpué S.A.	Ownership	6.660	UnitedHealth Group Incorporated	.NO.	
		.00000	98-1285762				Digestive Disease Center, L.P.	CA	NIA	Beach Surgical Holdings LLC	Ownership	51.000	UnitedHealth Group Incorporated	.NO.	2
		.00000	27-4022876				Dilab Medicina Nuclear Ltda.	BRA	NIA	Esho – Empresa de Serviços Hospitalares S.A.	Ownership	100.000	UnitedHealth Group Incorporated	.NO.	
		.00000	38-3453193				Diplomat Blocker, LLC	DE	NIA	Diplomat Pharmacy, Inc.	Ownership	100.000	UnitedHealth Group Incorporated	.NO.	
		.00000	38-2063100				Diplomat Corporate Properties, LLC	MI	NIA	Diplomat Pharmacy, Inc.	Ownership	100.000	UnitedHealth Group Incorporated	.NO.	
		.00000	20-8576702				Diplomat Pharmacy, Inc.	MI	NIA	OptumRx Holdings, LLC	Ownership	100.000	UnitedHealth Group Incorporated	.NO.	
		.00000	20-3855530				Diplomat Specialty Pharmacy Great Lakes Distribution Center, LLC	MI	NIA	Diplomat Pharmacy, Inc.	Ownership	100.000	UnitedHealth Group Incorporated	.NO.	
		.00000	26-0146551				Diplomat Specialty Pharmacy of Chicago, LLC	MI	NIA	Diplomat Pharmacy, Inc.	Ownership	100.000	UnitedHealth Group Incorporated	.NO.	
		.00000	45-3329728				Diplomat Specialty Pharmacy of Ft. Lauderdale, LLC	MI	NIA	Diplomat Pharmacy, Inc.	Ownership	100.000	UnitedHealth Group Incorporated	.NO.	
		.00000	30-0238641				Discovery Counseling & Consulting, LLC	VA	NIA	Refresh Mental Health, Inc.	Ownership	100.000	UnitedHealth Group Incorporated	.NO.	
		.00000	47-2415159				Distance Learning Network, Inc.	DE	NIA	OptumHealth Holdings, LLC	Ownership	100.000	UnitedHealth Group Incorporated	.NO.	
		.00000					divvyMED, LLC	DE	NIA	Penzo Enterprises, LLC	Ownership	100.000	UnitedHealth Group Incorporated	.NO.	
		.00000					DocASAP India Technologies Private Limited	IND	NIA	UnitedHealth International, Inc.	Ownership	0.092	UnitedHealth Group Incorporated	.NO.	

SCHEDULE Y
PART 1A - DETAIL OF INSURANCE HOLDING COMPANY SYSTEM

1	2	3	4	5	6	7	8	9	10	11	12	13	14	15	16
Group Code	Group Name	NAIC Company Code	ID Number	Federal RSSD	CIK	Name of Securities Exchange if Publicly Traded (U.S. or International)	Names of Parent, Subsidiaries Or Affiliates	Domi-ciliary Location	Relation-ship to Reporting Entity	Directly Controlled by (Name of Entity/Person)	Type of Control (Ownership, Board, Management, Attorney-in-Fact, Influence, Other)	If Control is Owner-ship Provide Percen-tage	Ultimate Controlling Entity(ies)/Person(s)	Is an SCA Filing Re-quired? (Yes/No)	*
		.00000					DocASAP India Technologies Private Limited	.IND	.NIA	Optum Global Solutions (India) Private Limited	Ownership	99.908	UnitedHealth Group Incorporated	.NO	
		.00000	84-4477557				DocASAP US, LLC	.DE	.NIA	DocASAP, Inc.	Ownership	100.000	UnitedHealth Group Incorporated	.NO	
		.00000	26-4753954				DocASAP, Inc.	.DE	.NIA	OptumInsight, Inc.	Ownership	100.000	UnitedHealth Group Incorporated	.NO	
		.00000					Doctor + S.A.C.	.PER	.NIA	Pacifico S.A. Entidad Prestadora de Salud	Ownership	100.000	UnitedHealth Group Incorporated	.NO	
		.00000	82-5264853				Dry Creek Surgery Center, LLC	.CO	.NIA	SCA-Dry Creek, LLC	Ownership	59.896	UnitedHealth Group Incorporated	.NO	
		.00000	27-2176462				DSP Flint Real Estate, LLC	.MI	.NIA	Diplomat Pharmacy, Inc.	Ownership	100.000	UnitedHealth Group Incorporated	.NO	
		.00000	27-2499399				DSP-Building C, LLC	.MI	.NIA	Diplomat Pharmacy, Inc.	Ownership	100.000	UnitedHealth Group Incorporated	.NO	
		.00000	82-5181311				DTC Surgery Center, LLC	.CO	.NIA	SCA-Denver Physicians Holdings, LLC	Ownership	100.000	UnitedHealth Group Incorporated	.NO	
		.00000	27-2103713				Dublin Surgery Center, LLC	.OH	.NIA	SCA-Dublin, LLC	Ownership	45.897	UnitedHealth Group Incorporated	.NO	2
		.00000	82-0668583				Duluth Surgical Suites, LLC	.MN	.NIA	SCA Duluth Holdings, LLC	Ownership	42.697	UnitedHealth Group Incorporated	.NO	2
		.00000	04-3106404				Durable Medical Equipment, Inc.	.MA	.NIA	Reliant Medical Group, Inc.	Ownership	100.000	UnitedHealth Group Incorporated	.NO	1
		.00000	59-3625966				DWIC of Tampa Bay, Inc.	.FL	.NIA	MedExpress Development, LLC	Ownership	100.000	UnitedHealth Group Incorporated	.NO	
		.00000	59-3705426				E Street Endoscopy, LLC	.FL	.NIA	West Coast Endoscopy Holdings, LLC	Ownership	51.000	UnitedHealth Group Incorporated	.NO	
		.00000	95-4660712				Ear Professionals International Corporation	.DE	.NIA	Specialty Benefits, LLC	Ownership	100.000	UnitedHealth Group Incorporated	.NO	
		.00000	02-0593133				East Brunswick Surgery Center, LLC	.NJ	.NIA	ASC Holdings of New Jersey, LLC	Ownership	51.000	UnitedHealth Group Incorporated	.NO	
		.00000	02-0593133				East Brunswick Surgery Center, LLC	.NJ	.NIA	Endoscopy Center Affiliates, Inc.	Ownership	32.000	UnitedHealth Group Incorporated	.NO	
		.00000	71-0923682				eCode Solutions, LLC	.DE	.NIA	Surgical Care Affiliates, LLC	Ownership	100.000	UnitedHealth Group Incorporated	.NO	
		.00000	61-0981240				Edelson & Associates, PSC	.KY	.NIA	Refresh Kentucky, PLLC	Ownership	100.000	UnitedHealth Group Incorporated	.NO	
		.00000	84-1162764				Electronic Network Systems, Inc.	.DE	.NIA	Optum360 Solutions, LLC	Ownership	100.000	UnitedHealth Group Incorporated	.NO	
		.00000	47-3861802				Elite Focus Clinic, Inc., a Professional Corporation	.CA	.NIA	Physician(s) Owned	Influence	0.000	UnitedHealth Group Incorporated	.NO	1
		.00000	98-1339173				Elual Participações S.A.	.BRA	.NIA	Esho – Empresa de Serviços Hospitalares S.A.	Ownership	39.996	UnitedHealth Group Incorporated	.NO	
		.00000	98-1339173				Elual Participações S.A.	.BRA	.NIA	Anil Assistência Médica Internacional S.A.	Ownership	60.004	UnitedHealth Group Incorporated	.NO	
		.00000					EM Orange Tree LLC	.CA	.NIA	EPIC Management Services, LLC	Ownership	100.000	UnitedHealth Group Incorporated	.NO	
		.00000	87-1240516				Emisar Pharma Services LLC	.DE	.NIA	Optum Pharma Services Holdings, Inc.	Ownership	100.000	UnitedHealth Group Incorporated	.NO	
		.00000	26-2195068				Empire Physician Management Company, LLC	.CA	.NIA	North American Medical Management California, Inc.	Ownership	100.000	UnitedHealth Group Incorporated	.NO	
		.00000	33-0181426				Empire Physicians' Medical Group, Inc.	.CA	.NIA	NAMM Medical Group Holdings, Inc.	Ownership	100.000	UnitedHealth Group Incorporated	.NO	1
		.00000					Empremédica S. A.	.PER	.NIA	Banmédica S.A.	Ownership	100.000	UnitedHealth Group Incorporated	.NO	
		.00000	77-0317478				Endoscopy Center Affiliates, Inc.	.DE	.NIA	National Surgery Centers, LLC	Ownership	100.000	UnitedHealth Group Incorporated	.NO	
.0707	UnitedHealth Group Incorporated	.89087	75-1617708				Enterprise Life Insurance Company	.TX	.IA	Freedom Life Insurance Company of America	Ownership	100.000	UnitedHealth Group Incorporated	.NO	
		.00000					EP Campus I, LLC	.DE	.NIA	UnitedHealthcare Insurance Company	Ownership	100.000	UnitedHealth Group Incorporated	.NO	
		.00000	27-2767291				EPIC Health Plan	.CA	.NIA	EPIC Management Services, LLC	Ownership	100.000	UnitedHealth Group Incorporated	.NO	
		.00000	33-0654147				EPIC Management Services, LLC	.DE	.NIA	Collaborative Care Holdings, LLC	Ownership	100.000	UnitedHealth Group Incorporated	.NO	
		.00000	81-0732646				Equian Parent Corp.	.DE	.NIA	OptumInsight, Inc.	Ownership	100.000	UnitedHealth Group Incorporated	.NO	
		.00000	27-0083277				Equian, LLC	.IN	.NIA	Equian Parent Corp.	Ownership	100.000	UnitedHealth Group Incorporated	.NO	
		.00000					Esho – Empresa de Serviços Hospitalares S.A.	.BRA	.NIA	Anil Assistência Médica Internacional S.A.	Ownership	99.741	UnitedHealth Group Incorporated	.NO	
		.00000	83-2740282				Eugene Center of Anxiety and Stress, LLC	.OR	.NIA	Physician(s) Owned	Influence	0.000	UnitedHealth Group Incorporated	.NO	1
		.00000	90-0624377				Eugene Therapy, LLC	.OR	.NIA	Physician(s) Owned	Influence	0.000	UnitedHealth Group Incorporated	.NO	1
		.00000	81-1070402				Everett MSO, Inc.	.WA	.NIA	OptumCare Holdings, LLC	Ownership	100.000	UnitedHealth Group Incorporated	.NO	
		.00000	81-1625636				Everett Physicians, Inc. P.S.	.WA	.NIA	Physician(s) Owned	Influence	0.000	UnitedHealth Group Incorporated	.NO	1
		.00000	61-1752488				Evolve, LLC	.WI	.NIA	Refresh Evolve, LLC	Ownership	100.000	UnitedHealth Group Incorporated	.NO	1
		.00000					Excel MSO, LLC	.CA	.NIA	Physicians Medical Group of San Jose, Inc.	Ownership	100.000	UnitedHealth Group Incorporated	.NO	1
		.00000	20-0087132				Excelsior Insurance Brokerage, Inc.	.DE	.NIA	HealthMarkets Insurance Agency, Inc.	Ownership	100.000	UnitedHealth Group Incorporated	.NO	
		.00000	11-3669765				Executive Health Resources, Inc.	.PA	.NIA	Optum360 Solutions, LLC	Ownership	100.000	UnitedHealth Group Incorporated	.NO	
		.00000	30-0701899				Executive Surgery Center, L.L.C.	.TX	.NIA	SCA-Houston Executive, LLC	Ownership	54.466	UnitedHealth Group Incorporated	.NO	
		.00000	98-1259260				Exploration for Mine Clearance LLC	.IRQ	.NIA	UnitedHealthcare Global Medical (UK) Limited	Ownership	100.000	UnitedHealth Group Incorporated	.NO	

SCHEDULE Y
PART 1A - DETAIL OF INSURANCE HOLDING COMPANY SYSTEM

1	2	3	4	5	6	7	8	9	10	11	12	13	14	15	16
Group Code	Group Name	NAIC Company Code	ID Number	Federal RSSD	CIK	Name of Securities Exchange if Publicly Traded (U.S. or International)	Names of Parent, Subsidiaries Or Affiliates	Domi-ciliary Location	Relation-ship to Reporting Entity	Directly Controlled by (Name of Entity/Person)	Type of Control (Ownership, Board, Management, Attorney-in-Fact, Influence, Other)	If Control is Owner-ship Provide Percen-tage	Ultimate Controlling Entity(ies)/Person(s)	Is an SCA Filing Re-quired? (Yes/No)	*
		.00000					Eye Clinic Oftalmología Clínica Cirúrgica e Diagnóstico Ltda.	.BRA	NIA	Hospital Alvorada Taguatinga Ltda.	Ownership	100.000	UnitedHealth Group Incorporated	.NO.	
		.00000	27-0927202				Eye Specialists Surgery Centers LLC	.IN	NIA	SCA AHN JV Holdings, LLC	Ownership	51.000	UnitedHealth Group Incorporated	.NO.	
		.00000	46-3765364				Fairhaven Holdings, LLC	.TN	NIA	Refresh Mental Health, Inc.	Ownership	100.000	UnitedHealth Group Incorporated	.NO.	
		.00000	83-0693501				Fairhaven Real Estate, LLC	.TN	NIA	Refresh Mental Health, Inc.	Ownership	100.000	UnitedHealth Group Incorporated	.NO.	
							Family Counseling Associates of Salem Andover, LLC	.NH	NIA	Physician(s) Owned	Influence	0.000	UnitedHealth Group Incorporated	.NO.	1
		.00000	27-0820363				Family Health Care Services	.NV	NIA	Sierra Health Services, Inc.	Ownership	100.000	UnitedHealth Group Incorporated	.NO.	
		.00000	88-0223385				Family Home Hospice, Inc.	.NV	NIA	Sierra Health Services, Inc.	Ownership	100.000	UnitedHealth Group Incorporated	.NO.	
		.00000	88-0257036				Ferrell Physician Services, P.C.	.NY	NIA	Physician(s) Owned	Influence	0.000	UnitedHealth Group Incorporated	.NO.	1
		.00000	87-4007730				First Coast Orthopedic Center, LLC	.FL	NIA	ASV-HOPCo-SCA Florida, LLC	Ownership	51.000	UnitedHealth Group Incorporated	.NO.	2
		.00000	82-2929226				First Family Insurance, LLC	.DE	NIA	Golden Rule Financial Corporation	Ownership	100.000	UnitedHealth Group Incorporated	.NO.	
		.00000	85-2966587				First Hill Surgery Center, LLC	.WA	NIA	Physician(s) Owned	Influence	0.000	UnitedHealth Group Incorporated	.NO.	1
		.00000	47-2066485				First Step Services, LLC	.NC	NIA	Physician(s) Owned	Influence	0.000	UnitedHealth Group Incorporated	.NO.	1
		.00000	51-0484581				Flight Advisors LLC	.DE	NIA	United HealthCare Services, Inc.	Ownership	100.000	UnitedHealth Group Incorporated	.NO.	
		.00000					Flight Basic Services LLC	.DE	NIA	United HealthCare Services, Inc.	Ownership	100.000	UnitedHealth Group Incorporated	.NO.	
		.00000					Flight Management Specialists LLC	.DE	NIA	United HealthCare Services, Inc.	Ownership	100.000	UnitedHealth Group Incorporated	.NO.	
		.00000	62-1551098				Florence Surgery Center, L.P.	.TN	NIA	SCA-Florence, LLC	Ownership	20.000	UnitedHealth Group Incorporated	.NO.	2
		.00000	35-2456267				FMG Holdings, LLC	.DE	NIA	UnitedHealth Group Incorporated	Ownership	98.704	UnitedHealth Group Incorporated	.NO.	
		.00000	35-2456267				FMG Holdings, LLC	.DE	NIA	Hygeia Corporation	Ownership	1.296	UnitedHealth Group Incorporated	.NO.	
		.00000	86-0908902				For Health of Arizona, Inc.	.AZ	NIA	For Health, Inc.	Ownership	100.000	UnitedHealth Group Incorporated	.NO.	
		.00000	33-0766617				For Health, Inc.	.DE	NIA	Inspiris, Inc.	Ownership	100.000	UnitedHealth Group Incorporated	.NO.	
		.00000	77-0368346				Fort Worth Endoscopy Centers, LLC	.TX	NIA	Surgical Care Affiliates, LLC	Influence	0.000	UnitedHealth Group Incorporated	.NO.	
		.00000	86-0901608				Fortified Provider Network, Inc.	.AZ	NIA	Equian Parent Corp.	Ownership	100.000	UnitedHealth Group Incorporated	.NO.	
							Foundation Surgery Affiliate General of Huntingdon Valley, LLC	.OK	NIA	Virtua-SCA Holdings II, LLC	Ownership	54.920	UnitedHealth Group Incorporated	.NO.	2
		.00000	68-0499459				Foundation Surgery Affiliate of Huntingdon Valley, L.P.	.OK	NIA	Foundation Surgery Affiliate General of Huntingdon Valley, LLC	Ownership	1.011	UnitedHealth Group Incorporated	.NO.	2
							Foundation Surgery Affiliate of Huntingdon Valley, L.P.	.OK	NIA	Virtua-SCA Holdings II, LLC	Ownership	54.366	UnitedHealth Group Incorporated	.NO.	2
.0707	UnitedHealth Group Incorporated	.00000	20-3412606				Franklin Surgical Center LLC	.NJ	NIA	SCA-Franklin, LLC	Ownership	51.332	UnitedHealth Group Incorporated	.NO.	
		.62324	61-1096685				Freedom Life Insurance Company of America	.TX	.IA	USHEALTH Group, Inc.	Ownership	100.000	UnitedHealth Group Incorporated	.NO.	
		.00000	82-3453993				Freeway Surgicenter of Houston, LLC	.TX	NIA	SCA-Freeway Holdings, LLC	Ownership	59.322	UnitedHealth Group Incorporated	.NO.	
							UnitedHealthcare Global Medical (UK) Limited	.IRQ	NIA	UnitedHealthcare Global Medical (UK) Limited	Ownership	100.000	UnitedHealth Group Incorporated	.NO.	
		.00000	98-1101521				Frontier MEDEX Limited								
							Frontier Medex Tanzania Limited	.TZA	NIA	UnitedHealthcare International I B.V.	Ownership	99.000	UnitedHealth Group Incorporated	.NO.	
		.00000	98-1172769				FrontierMEDEX Kenya Limited	.KEN	NIA	UnitedHealthcare Global Medical (UK) Limited	Ownership	0.100	UnitedHealth Group Incorporated	.NO.	
							FrontierMEDEX Kenya Limited	.KEN	NIA	UnitedHealthcare Global Medical (UK) Limited	Ownership	99.900	UnitedHealth Group Incorporated	.NO.	
		.00000	98-1147103				FrontierMEDEX US, Inc.	.DE	NIA	UnitedHealth Group Incorporated	Ownership	75.387	UnitedHealth Group Incorporated	.NO.	
		.00000	33-1219808				FrontierMEDEX US, Inc.	.DE	NIA	FMG Holdings, LLC	Ownership	24.613	UnitedHealth Group Incorporated	.NO.	
		.00000	33-1219808				FrontierMEDEX US, Inc.	.JN	NIA	FrontierMEDEX US, Inc.	Ownership	100.000	UnitedHealth Group Incorporated	.NO.	
		.00000	52-2230470				FrontierMEDEX, Inc.	.CHL	NIA	Banmedica S.A.	Ownership	100.000	UnitedHealth Group Incorporated	.NO.	
		.00000					Fundación Banmedica								
		.00000	63-0833765				Gadsden Surgery Center, LLC	.PA	NIA	SC Affiliates, LLC	Ownership	100.000	UnitedHealth Group Incorporated	.NO.	
		.00000	27-0556097				Genoa Healthcare LLC	.PA	NIA	Specialized Pharmaceuticals, Inc.	Ownership	100.000	UnitedHealth Group Incorporated	.NO.	
		.00000	47-3851949				Genoa Healthcare, Inc.	.DE	NIA	OptumRx Holdings, LLC	Ownership	100.000	UnitedHealth Group Incorporated	.NO.	
		.00000	20-5009764				Genoa of Arkansas, LLC	.AR	NIA	Genoa Healthcare LLC	Ownership	100.000	UnitedHealth Group Incorporated	.NO.	
		.00000					Genoa Technology (Canada) Inc.	.CAN	NIA	Genoa Technology, Inc.	Ownership	100.000	UnitedHealth Group Incorporated	.NO.	
		.00000	38-4034308				Genoa Technology, Inc.	.DE	NIA	Genoa Healthcare LLC	Ownership	100.000	UnitedHealth Group Incorporated	.NO.	
		.00000	45-3010132				Genoa Telepsychiatry, Inc.	.DE	NIA	Genoa Healthcare LLC	Ownership	100.000	UnitedHealth Group Incorporated	.NO.	
		.00000	81-4703295				Genoa, QoL Wholesale, LLC	.DE	NIA	Genoa Healthcare LLC	Ownership	100.000	UnitedHealth Group Incorporated	.NO.	
		.00000	37-0920164				gethealthisurance.com Agency Inc.	.IN	NIA	Golden Rule Financial Corporation	Ownership	100.000	UnitedHealth Group Incorporated	.NO.	
		.00000	65-1025514				Gladiolus Surgery Center, L.L.C.	.FL	NIA	SCA-Gladiolus, LLC	Ownership	50.789	UnitedHealth Group Incorporated	.NO.	

SCHEDULE Y
PART 1A - DETAIL OF INSURANCE HOLDING COMPANY SYSTEM

1	2	3	4	5	6	7	8	9	10	11	12	13	14	15	16
Group Code	Group Name	NAIC Company Code	ID Number	Federal RSSD	CIK	Name of Securities Exchange if Publicly Traded (U.S. or International)	Names of Parent, Subsidiaries Or Affiliates	Domi-ciliary Location	Relation-ship to Reporting Entity	Directly Controlled by (Name of Entity/Person)	Type of Control (Ownership, Board, Management, Attorney-in-Fact, Influence, Other)	If Control is Owner-ship Provide Percen-tage	Ultimate Controlling Entity(ies)/Person(s)	Is an SCA Filing Re-quired? (Yes/No)	*
0707	UnitedHealth Group Incorporated	00000	47-3495605	3057283			GLBESC, LLC	DE	NIA	Beach Surgical Holdings LLC	Ownership	52.270	UnitedHealth Group Incorporated	NO	2
		00000	33-0595220				Glenwood Surgical Center, L.P.	CA	NIA	SCA-Glenwood Holdings, LLC	Ownership	56.730	UnitedHealth Group Incorporated	NO	
		00000	33-0595220				Glenwood Surgical Center, L.P.	CA	NIA	Glenwood-SC, Inc.	Ownership	1.080	UnitedHealth Group Incorporated	NO	
		00000	62-1601450				Glenwood-SC, Inc.	TN	NIA	SC Affiliates, LLC	Ownership	100.000	UnitedHealth Group Incorporated	NO	
		00000	27-3337336				Global One Ventures, LLC	CA	NIA	SCA Global One Holdings, LLC	Ownership	100.000	UnitedHealth Group Incorporated	NO	
		00000	20-3420886				Golden Outlook, Inc.	CA	NIA	Golden Rule Financial Corporation	Ownership	100.000	UnitedHealth Group Incorporated	NO	
		00000	37-0855360				Golden Rule Financial Corporation	DE	NIA	UnitedHealth Group Incorporated	Ownership	100.000	UnitedHealth Group Incorporated	NO	
		62286	37-6028756				Golden Rule Insurance Company	IN	IA	Golden Rule Financial Corporation	Ownership	100.000	UnitedHealth Group Incorporated	NO	
		00000	33-0529450				Golden Triangle Surgicenter, L.P.	CA	NIA	Surgery Centers-West Holdings, LLC	Ownership	51.000	UnitedHealth Group Incorporated	NO	
		00000	52-1597483				Grandview Surgery Center, LTD.	PA	NIA	Camp Hill Ambulatory Centers	Ownership	41.993	UnitedHealth Group Incorporated	NO	2
		00000	93-1237063				Grants Pass Surgery Center, LLC	OR	NIA	SCA-Grants Pass, LLC	Ownership	51.000	UnitedHealth Group Incorporated	NO	
		00000	27-2337725				Greater Phoenix Collaborative Care, P.C.	AZ	NIA	Physician(s) Owned	Influence	0.000	UnitedHealth Group Incorporated	NO	1
		00000	36-4053840				Greensboro Specialty Surgery Center, LLC	NC	NIA	NSC Greensboro West, LLC	Ownership	50.100	UnitedHealth Group Incorporated	NO	2
		00000	74-2411643				Greenville Surgery Center, LLC	TX	NIA	Surgical Care Affiliates, LLC	Influence	0.000	UnitedHealth Group Incorporated	NO	
		00000	85-3346468				Greenway Surgical Suites, LLC	MN	NIA	SCA Greenway Holdings, LLC	Ownership	56.766	UnitedHealth Group Incorporated	NO	2
		00000	33-0749339				Grossmont Surgery Center, L.P.	CA	NIA	Medical Surgical Centers of America, Inc.	Ownership	31.645	UnitedHealth Group Incorporated	NO	2
		00000	33-0749339				Grossmont Surgery Center, L.P.	CA	NIA	SunSurgery, LLC	Ownership	1.000	UnitedHealth Group Incorporated	NO	2
		00000	01-0619096				Grove Place Surgery Center, L.L.C.	FL	NIA	SC Affiliates, LLC	Ownership	0.340	UnitedHealth Group Incorporated	NO	
		00000	01-0619096				Grove Place Surgery Center, L.L.C.	FL	NIA	SCA-Grove Place, LLC	Ownership	51.000	UnitedHealth Group Incorporated	NO	
		00000	26-1227494				H.I. Investments Holding Company, LLC	DE	NIA	Health Inventures, LLC	Ownership	100.000	UnitedHealth Group Incorporated	NO	
		00000	98-0213198				H&W Indemnity (SPC), Ltd.	CYM	NIA	UnitedHealth Group Incorporated	Ownership	100.000	UnitedHealth Group Incorporated	NO	
		79480	35-1279304				Harken Health Insurance Company	WI	IA	UnitedHealthcare, Inc.	Ownership	100.000	UnitedHealth Group Incorporated	NO	
		00000	26-3234725				Harrison Endo Surgical Center, LLC	NJ	NIA	Virtua-SCA Holdings, LLC	Ownership	55.000	UnitedHealth Group Incorporated	NO	2
		00000	58-2065044				Hawthorn Place Outpatient Surgery Center, L.P.	GA	NIA	SHC Hawthorn, Inc.	Ownership	20.000	UnitedHealth Group Incorporated	NO	2
		00000	85-2037257				Hays JV Partners, LLC	TX	NIA	SCA Hays Holdings, LLC	Ownership	31.373	UnitedHealth Group Incorporated	NO	2
		00000	27-4579547				Hays Surgery Center, LLC	TX	NIA	Hays JV Partners, LLC	Ownership	51.000	UnitedHealth Group Incorporated	NO	
		00000	27-4579547				Hays Surgery Center, LLC	TX	NIA	SCA Hays Holdings, LLC	Ownership	9.000	UnitedHealth Group Incorporated	NO	
		00000					HCentive Technology India Private Limited	IND	NIA	UnitedHealth International, Inc.	Ownership	0.010	UnitedHealth Group Incorporated	NO	
		00000					HCentive Technology India Private Limited	IND	NIA	Optum Global Solutions (India) Private Limited	Ownership	99.990	UnitedHealth Group Incorporated	NO	
		00000	27-0549481				hCentive, Inc.	DE	NIA	Optum Government Solutions, Inc.	Ownership	100.000	UnitedHealth Group Incorporated	NO	
		00000	45-3007213				HCP ACO California, LLC	CA	NIA	OptumCare Management, LLC	Ownership	100.000	UnitedHealth Group Incorporated	NO	
		00000	33-0673883				Health Care-ONE Insurance Agency, Inc.	CA	NIA	USHEALTH Advisors, LLC	Ownership	50.000	UnitedHealth Group Incorporated	NO	
		00000	20-5944768				Health Inventures Employment Solutions, LLC	DE	NIA	Health Inventures, LLC	Ownership	100.000	UnitedHealth Group Incorporated	NO	
		00000	04-3723090				Health Inventures, LLC	DE	NIA	SC Affiliates, LLC	Ownership	100.000	UnitedHealth Group Incorporated	NO	
		96342	88-0201035				Health Plan of Nevada, Inc.	NV	IA	Sierra Health Services, Inc.	Ownership	100.000	UnitedHealth Group Incorporated	NO	
0707	UnitedHealth Group Incorporated	00000	95-4526112				HealthCare Partners Affiliates Medical Group	CA	NIA	HealthCare Partners Associates Medical Group, P.C.	Ownership	95.000	UnitedHealth Group Incorporated	NO	1
		00000	26-4247365				HealthCare Partners ASC-HB, LLC	CA	NIA	Talbert Medical Group, P.C.	Ownership	100.000	UnitedHealth Group Incorporated	NO	1
		00000	95-4628842				HealthCare Partners ASC-LB, LLC	CA	NIA	HealthCare Partners Associates Medical Group, P.C.	Ownership	1.000	UnitedHealth Group Incorporated	NO	
		00000	95-4628842				HealthCare Partners ASC-LB, LLC	CA	NIA	OptumCare Management, LLC	Ownership	99.000	UnitedHealth Group Incorporated	NO	
		00000	45-5273760				HealthCare Partners Associates Medical Group, P.C.	CA	NIA	Physician(s) Owned	Influence	0.000	UnitedHealth Group Incorporated	NO	1
		00000	47-5274363				HealthCare Partners Management Services California, LLC	DE	NIA	OptumCare Management, LLC	Ownership	100.000	UnitedHealth Group Incorporated	NO	
		00000	95-4340584				HealthCare Partners Medical Group, P.C.	CA	NIA	Physician(s) Owned	Influence	0.000	UnitedHealth Group Incorporated	NO	1
		00000	81-1080535				HealthCare Partners RE, LLC	DE	NIA	OptumCare Holdings, LLC	Ownership	100.000	UnitedHealth Group Incorporated	NO	
		00000	77-0693060				Healthcare Solutions, Inc.	DE	NIA	OptumRx Administrative Services, LLC	Ownership	100.000	UnitedHealth Group Incorporated	NO	
		00000	20-3349887				HealthEast Surgery Center-Maplewood, LLC	MN	NIA	H.I. Investments Holding Company, LLC	Ownership	25.352	UnitedHealth Group Incorporated	NO	2
		00000					HealthFirst IPA, Inc.	CO	NIA	New West Physicians, Inc.	Ownership	100.000	UnitedHealth Group Incorporated	NO	
		00000	47-2570595				HealthMarkets Group, Inc.	DE	NIA	HealthMarkets, LLC	Ownership	100.000	UnitedHealth Group Incorporated	NO	
		00000	27-0277771				HealthMarkets Insurance Agency, Inc.	DE	NIA	HealthMarkets Group, Inc.	Ownership	100.000	UnitedHealth Group Incorporated	NO	

SCHEDULE Y
PART 1A - DETAIL OF INSURANCE HOLDING COMPANY SYSTEM

1	2	3	4	5	6	7	8	9	10	11	12 Type of Control (Ownership, Board, Management, Attorney-in-Fact, Influence, Other)	13 If Control is Owner- ship Provide Percent- age	14 Ultimate Controlling Entity(ies)/Person(s)	15 Is an SCA Filing Re- quired? (Yes/No)	16 *
Group Code	Group Name	NAIC Company Code	ID Number	Federal RSSD	CIK	Name of Securities Exchange if Publicly Traded (U.S. or International)	Names of Parent, Subsidiaries Or Affiliates	Domi- ciliary Loca- tion	Relation- ship to Reporting Entity	Directly Controlled by (Name of Entity/Person)					
		.00000	46-1131431				HealthMarkets Services, Inc.	.DE	.NIA	HealthMarkets Group, Inc.	Ownership	100.000	UnitedHealth Group Incorporated	.NO	
		.00000	75-2044750	4346649			HealthMarkets, Inc.	.DE	.NIA	Golden Rule Financial Corporation	Ownership	100.000	UnitedHealth Group Incorporated	.NO	
		.00000					HealthMarkets, LLC	.DE	.NIA	HealthMarkets, Inc.	Ownership	100.000	UnitedHealth Group Incorporated	.NO	
		.00000	83-2329503				Healthplex America, LLC	.FL	.NIA	Marlin Holding Company LLC	Ownership	100.000	UnitedHealth Group Incorporated	.NO	
.0707	UnitedHealth Group Incorporated	.00000	45-2548158				Healthplex Dental Services, Inc.	.FL	.IA	Healthplex, Inc.	Ownership	100.000	UnitedHealth Group Incorporated	.NO	
		.00000	11-3554436				Healthplex I.P.A., Inc.	.NY	.NIA	Healthplex, Inc.	Ownership	100.000	UnitedHealth Group Incorporated	.NO	
.0707	UnitedHealth Group Incorporated	.11172	11-3469326				Healthplex Insurance Company	.NY	.IA	Healthplex, Inc.	Ownership	100.000	UnitedHealth Group Incorporated	.NO	
		.00000	20-8999255				Healthplex of CT, Inc.	.CT	.NIA	Healthplex, Inc.	Ownership	100.000	UnitedHealth Group Incorporated	.NO	
		.00000	20-5644765				Healthplex of DC, Inc.	.DC	.NIA	Healthplex, Inc.	Ownership	100.000	UnitedHealth Group Incorporated	.NO	
		.00000	20-5644779				Healthplex of MD, Inc.	.MD	.NIA	Healthplex, Inc.	Ownership	100.000	UnitedHealth Group Incorporated	.NO	
		.00000	32-0572262				Healthplex of ME, Inc.	.ME	.NIA	Healthplex, Inc.	Ownership	100.000	UnitedHealth Group Incorporated	.NO	
		.00000	35-2633905				Healthplex of NC, Inc.	.NC	.NIA	Healthplex, Inc.	Ownership	100.000	UnitedHealth Group Incorporated	.NO	
.0707	UnitedHealth Group Incorporated	.12830	20-5343824				Healthplex of NJ, Inc.	.NJ	.IA	Healthplex, Inc.	Ownership	100.000	UnitedHealth Group Incorporated	.NO	
		.00000	45-0705334				Healthplex of TX, Inc.	.TX	.NIA	Healthplex, Inc.	Ownership	100.000	UnitedHealth Group Incorporated	.NO	
		.00000	11-2714365				Healthplex, Inc.	.NY	.NIA	Healthplex America, LLC	Ownership	100.000	UnitedHealth Group Incorporated	.NO	
		.00000	71-0847266				HealthSCOPE Benefits, Inc.	.DE	.NIA	HealthSCOPE Holdings, Inc.	Ownership	100.000	UnitedHealth Group Incorporated	.NO	
		.00000	47-1409110				HealthSCOPE Holdings, Inc.	.DE	.NIA	UMR, Inc.	Ownership	100.000	UnitedHealth Group Incorporated	.NO	
		.00000	83-2722254				Heartland Heart and Vascular, LLC	.DE	.NIA	SCA Heartland Holdings, LLC	Ownership	99.000	UnitedHealth Group Incorporated	.NO	
		.00000	83-2722254				Heartland Heart and Vascular, LLC	.DE	.NIA	Endoscopy Center Affiliates, Inc.	Ownership	1.000	UnitedHealth Group Incorporated	.NO	
		.00000					Help Seguros de Vida S.A.	.CHL	.NIA	Banmédica Internacional SpA	Ownership	0.000	UnitedHealth Group Incorporated	.NO	
		.00000					Help Seguros de Vida S.A.	.CHL	.NIA	Banmédica S.A.	Ownership	100.000	UnitedHealth Group Incorporated	.NO	
		.00000					Help Service S.A.	.CHL	.NIA	Banmédica S.A.	Ownership	100.000	UnitedHealth Group Incorporated	.NO	
		.00000					Help Service S.A.	.CHL	.NIA	Saden S.A.	Ownership	0.000	UnitedHealth Group Incorporated	.NO	
		.00000	98-1443161				Help SpA	.CHL	.NIA	Saden S.A.	Ownership	0.000	UnitedHealth Group Incorporated	.NO	
		.00000	98-1443161				Help SpA	.CHL	.NIA	Banmédica S.A.	Ownership	100.000	UnitedHealth Group Incorporated	.NO	
		.00000	80-0020865				Heron Ridge Associates, L.L.C.	.MI	.NIA	Physician(s) Owned	Influence	0.000	UnitedHealth Group Incorporated	.NO	.1
		.00000	46-5291602				HFHS-SCA Holdings, LLC	.MI	.NIA	SC Affiliates, LLC	Ownership	49.000	UnitedHealth Group Incorporated	.NO	.2
		.00000	84-1472832				Highlands Ranch Healthcare, LLC	.CO	.NIA	Urgent Care MSO, LLC	Ownership	100.000	UnitedHealth Group Incorporated	.NO	
		.00000	98-1452260				Home Medical S.A.	.CHL	.NIA	Saden S.A.	Ownership	0.002	UnitedHealth Group Incorporated	.NO	
		.00000	98-1452260				Home Medical S.A.	.CHL	.NIA	Help SpA	Ownership	99.998	UnitedHealth Group Incorporated	.NO	
		.00000	81-0884465				Homecare Dimensions of Florida, Inc.	.TX	.NIA	WellMed Networks, Inc.	Ownership	100.000	UnitedHealth Group Incorporated	.NO	.1
		.00000	74-2758644				Homecare Dimensions, Inc.	.TX	.NIA	WellMed Networks, Inc.	Ownership	100.000	UnitedHealth Group Incorporated	.NO	.1
		.00000					Honodav SpA	.CHL	.NIA	Servicios Integrados de Salud Ltda.	Ownership	1.000	UnitedHealth Group Incorporated	.NO	
		.00000					Honodav SpA	.CHL	.NIA	Clínica Dávila y Servicios Médicos S.p.A.	Ownership	99.000	UnitedHealth Group Incorporated	.NO	
		.00000	20-8910978				Hospice Inspiris Holdings, Inc.	.TN	.NIA	Inspiris, Inc.	Ownership	100.000	UnitedHealth Group Incorporated	.NO	
		.00000	98-1286038				Hospitais Associados de Pernambuco Ltda.	.BRA	.NIA	Esho – Empresa de Serviços Hospitalares S.A.	Ownership	100.000	UnitedHealth Group Incorporated	.NO	
		.00000	98-1286038				Hospitais Associados de Pernambuco Ltda.	.BRA	.NIA	Hospital Alvorada Taguatinga Ltda.	Ownership	0.000	UnitedHealth Group Incorporated	.NO	
		.00000					Hospital Alvorada Taguatinga Ltda.	.BRA	.NIA	Bosque Medical Center Ltda.	Ownership	6.532	UnitedHealth Group Incorporated	.NO	
		.00000					Hospital Alvorada Taguatinga Ltda.	.BRA	.NIA	Esho – Empresa de Serviços Hospitalares S.A.	Ownership	7.109	UnitedHealth Group Incorporated	.NO	
		.00000					Hospital Alvorada Taguatinga Ltda.	.BRA	.NIA	Anil Assistência Médica Internacional S.A.	Ownership	86.360	UnitedHealth Group Incorporated	.NO	
		.00000	98-1389272				Hospital Ana Costa S.A.	.BRA	.NIA	Piano de Saúde Ana Costa Ltda.	Ownership	69.433	UnitedHealth Group Incorporated	.NO	
		.00000	98-1389272				Hospital Ana Costa S.A.	.BRA	.NIA	Hospital Alvorada Taguatinga Ltda.	Ownership	30.554	UnitedHealth Group Incorporated	.NO	
		.00000	98-1310065				Hospital de Clínicas de Jacarepaguá Ltda.	.BRA	.NIA	Cemed Care – Empresa de Atendimento Clínico Geral Ltda.	Ownership	0.000	UnitedHealth Group Incorporated	.NO	
		.00000	98-1310065				Hospital de Clínicas de Jacarepaguá Ltda.	.BRA	.NIA	Esho – Empresa de Serviços Hospitalares S.A.	Ownership	100.000	UnitedHealth Group Incorporated	.NO	
		.00000	98-1332673				Hospital Santa Helena S.A.	.BRA	.NIA	Elual Participações S.A.	Ownership	10.947	UnitedHealth Group Incorporated	.NO	
		.00000	98-1332673				Hospital Santa Helena S.A.	.BRA	.NIA	Esho – Empresa de Serviços Hospitalares S.A.	Ownership	89.053	UnitedHealth Group Incorporated	.NO	
		.00000	26-2912304				Humedica, Inc.	.DE	.NIA	United HealthCare Services, Inc.	Ownership	100.000	UnitedHealth Group Incorporated	.NO	
		.00000	36-4331825				Hygeia Corporation	.DE	.NIA	UnitedHealth International, Inc.	Ownership	100.000	UnitedHealth Group Incorporated	.NO	

SCHEDULE Y
PART 1A - DETAIL OF INSURANCE HOLDING COMPANY SYSTEM

1	2	3	4	5	6	7	8	9	10	11	12	13	14	15	16
Group Code	Group Name	NAIC Company Code	ID Number	Federal RSSD	CIK	Name of Securities Exchange if Publicly Traded (U.S. or International)	Names of Parent, Subsidiaries Or Affiliates	Domi-ciliary Location	Relation-ship to Reporting Entity	Directly Controlled by (Name of Entity/Person)	Type of Control (Ownership, Board, Management, Attorney-in-Fact, Influence, Other)	If Control is Owner-ship Provide Percen-tage	Ultimate Controlling Entity(ies)/Person(s)	Is an SCA Filing Re-quired? (Yes/No)	*
		.00000	98-1106075				Hygeia Corporation (Ontario)CAN	.NIA	FrontierMEDEX US, Inc.	Ownership.....	100.000	UnitedHealth Group IncorporatedNO	
		.00000	84-4865867				IHD Holdings, LLCDE	.NIA	naviHealth, Inc.	Ownership.....	100.000	UnitedHealth Group IncorporatedNO	
		.00000	82-1341098				Illinois Independent Care Network, LLCDE	.NIA	Surgical Care Affiliates, LLC	Ownership.....	100.000	UnitedHealth Group IncorporatedNO	
		.00000	20-4351923				Impel Consulting Experts, L.L.C.TX	.NIA	Impel Management Services, L.L.C.	Ownership.....	100.000	UnitedHealth Group IncorporatedNO	
		.00000	75-2574317				Impel Management Services, L.L.C.TX	.NIA	USMD Holdings, Inc.	Ownership.....	100.000	UnitedHealth Group IncorporatedNO	
		.00000	27-3296953				IN Style OPTICAL, LLCMA	.NIA	Reliant Medical Group, Inc.	Ownership.....	100.000	UnitedHealth Group IncorporatedNO	.1
		.00000	45-4132005				Indiana Care Organization, LLCIN	.NIA	AHN Target Holdings, LLC	Ownership.....	100.000	UnitedHealth Group IncorporatedNO	
		.00000	33-0618077				Inland Faculty Medical Group, Inc.CA	.NIA	NAMM Medical Group Holdings, Inc.	Ownership.....	100.000	UnitedHealth Group IncorporatedNO	.1
		.00000	33-0018673				Inland Surgery Center, L.P.CA	.NIA	SC Affiliates, LLC	Ownership.....	5.275	UnitedHealth Group IncorporatedNO	
		.00000	33-0018673				Inland Surgery Center, L.P.CA	.NIA	Redlands Ambulatory Surgery Center	Ownership.....	51.000	UnitedHealth Group IncorporatedNO	
		.00000					Immobiliaria Apoquindo 3001 S.A.CHL	.NIA	Immobiliaria Apoquindo S.A.	Ownership.....	99.999	UnitedHealth Group IncorporatedNO	
		.00000					Immobiliaria Apoquindo 3001 S.A.CHL	.NIA	Cobranzas Bannédica SpA	Ownership.....	0.001	UnitedHealth Group IncorporatedNO	
		.00000	98-1458683				Immobiliaria Apoquindo 3600 Ltda.CHL	.NIA	Immobiliaria Apoquindo 3001 S.A.	Ownership.....	0.300	UnitedHealth Group IncorporatedNO	
		.00000	98-1458683				Immobiliaria Apoquindo 3600 Ltda.CHL	.NIA	Bannédica S.A.	Ownership.....	99.700	UnitedHealth Group IncorporatedNO	
		.00000	98-1443174				Immobiliaria Apoquindo S.A.CHL	.NIA	Bannédica S.A.	Ownership.....	100.000	UnitedHealth Group IncorporatedNO	
		.00000	98-1443174				Immobiliaria Apoquindo S.A.CHL	.NIA	Saden S.A.	Ownership.....	0.000	UnitedHealth Group IncorporatedNO	
		.00000	98-1458682				Immobiliaria Clínica Santa María S.A.CHL	.NIA	Bannédica S.A.	Ownership.....	99.510	UnitedHealth Group IncorporatedNO	
		.00000	98-1454653				Immobiliaria e Inversiones Alameda S.A.CHL	.NIA	Saden S.A.	Ownership.....	0.020	UnitedHealth Group IncorporatedNO	
		.00000	98-1454653				Immobiliaria e Inversiones Alameda S.A.CHL	.NIA	Bannédica S.A.	Ownership.....	99.980	UnitedHealth Group IncorporatedNO	
		.00000	98-1460922				Immobiliaria Viñamed Ltda.CHL	.NIA	Administradora Médica Centromed S.A.	Ownership.....	99.900	UnitedHealth Group IncorporatedNO	
		.00000	47-5640889				INOVR Surgical at Memorial City, LLCTX	.NIA	Memorial City Partners, LLC	Ownership.....	100.000	UnitedHealth Group IncorporatedNO	
		.00000	88-0482274				inPharmative, Inc.NV	.NIA	OptumRx Health Solutions, LLC	Ownership.....	100.000	UnitedHealth Group IncorporatedNO	
							Inspiris Medical Services of New Jersey, P.C.								
		.00000	45-2563134					.NJ	.NIA	Physician(s) Owned	Influence.....	0.000	UnitedHealth Group IncorporatedNO	.1
		.00000	27-1561674				INSPIRIS of Michigan Medical Services, P.C.MI	.NIA	Physician(s) Owned	Influence.....	0.000	UnitedHealth Group IncorporatedNO	.1
		.00000	13-4168739				INSPIRIS of New York Medical Services, P.C.NY	.NIA	Physician(s) Owned	Influence.....	0.000	UnitedHealth Group IncorporatedNO	.1
							INSPIRIS of Pennsylvania Medical Services, P.C.								
		.00000	26-2895670					.PA	.NIA	Physician(s) Owned	Influence.....	0.000	UnitedHealth Group IncorporatedNO	.1
		.00000	26-2885572				INSPIRIS of Texas Physician GroupTX	.NIA	Optum Care Services Company	Ownership.....	100.000	UnitedHealth Group IncorporatedNO	
		.00000	33-0766366				Inspiris, Inc.DE	.NIA	Collaborative Care Holdings, LLC	Ownership.....	100.000	UnitedHealth Group IncorporatedNO	
		.00000					Instituto Radium de Campinas LtdaBRA	.NIA	Esho – Empresa de Serviços Hospitalares S.A.	Ownership.....	0.000	UnitedHealth Group IncorporatedNO	
		.00000					Instituto Radium de Campinas LtdaBRA	.NIA	COI – Clínicas Oncológicas Integradas S.A.	Ownership.....	100.000	UnitedHealth Group IncorporatedNO	
		.00000	27-2557480				Integrated Behavioral Health, LLCLA	.NIA	Refresh Mental Health, Inc.	Ownership.....	100.000	UnitedHealth Group IncorporatedNO	
		.00000	95-0856292				Inter-Hospital Physicians Association, Inc.OR	.NIA	Optum Oregon MSO, LLC	Ownership.....	100.000	UnitedHealth Group IncorporatedNO	
.0707	UnitedHealth Group Incorporated	.11173	22-2321226				International Healthcare Services, Inc.NJ	.IA	Healthplex, Inc.	Ownership.....	100.000	UnitedHealth Group IncorporatedNO	
		.00000	46-2215497				InTouch Pharmacy LLCGA	.NIA	Diplomat Pharmacy, Inc.	Ownership.....	100.000	UnitedHealth Group IncorporatedNO	
		.00000	98-1452273				Inversiones Clínicas Santa María SpACHL	.NIA	Bannédica S.A.	Ownership.....	100.000	UnitedHealth Group IncorporatedNO	
		.00000	98-1448096				Isapre Bannédica S.A.CHL	.NIA	Clínica Dávila y Servicios Médicos S.p.A.	Ownership.....	0.000	UnitedHealth Group IncorporatedNO	
		.00000	98-1448096				Isapre Bannédica S.A.CHL	.NIA	Bannédica S.A.	Ownership.....	100.000	UnitedHealth Group IncorporatedNO	
		.00000					Jet Coordination LLCDE	.NIA	United HealthCare Services, Inc.	Ownership.....	100.000	UnitedHealth Group IncorporatedNO	
		.00000					Jet Plane Management LLCDE	.NIA	United HealthCare Services, Inc.	Ownership.....	100.000	UnitedHealth Group IncorporatedNO	
		.00000	20-5337793				Johnston Surgicare, L.P.RI	.NIA	Surgery Center Holding, LLC	Ownership.....	1.000	UnitedHealth Group IncorporatedNO	
		.00000	74-2544709				Joliet Surgery Center Limited PartnershipIL	.NIA	Surgicare of Joliet, Inc.	Ownership.....	56.063	UnitedHealth Group IncorporatedNO	
		.00000	26-3013277				Jonathan E. Goldberg, Ph.D., Inc.MA	.NIA	Physician(s) Owned	Influence.....	0.000	UnitedHealth Group IncorporatedNO	.1
		.00000	68-0624157				Jordan Ridge Family Medicine, LLCDE	.NIA	Collaborative Care Services, Inc.	Ownership.....	100.000	UnitedHealth Group IncorporatedNO	
		.00000	46-4755857				Joyable, Inc.DE	.NIA	AbleTo, Inc.	Ownership.....	100.000	UnitedHealth Group IncorporatedNO	
		.00000	26-3478896				Joyce Marter & Associates, P.C.IL	.NIA	Physician(s) Owned	Influence.....	0.000	UnitedHealth Group IncorporatedNO	.1
		.00000	83-2306992				JPM Healthcare LLCDE	.NIA	SCA-JPM Holdings, LLC	Ownership.....	51.000	UnitedHealth Group IncorporatedNO	
		.00000	30-0089259				K.P. Counseling, Ltd.IL	.NIA	Physician(s) Owned	Influence.....	0.000	UnitedHealth Group IncorporatedNO	.1
		.00000	86-2407758				Kokomo Outpatient Surgery Center, LLCIN	.NIA	SC Affiliates, LLC	Ownership.....	100.000	UnitedHealth Group IncorporatedNO	
		.00000					La Esperanza del Perú S.A.PER	.NIA	Pacifico S.A. Entidad Prestadora de Salud	Ownership.....	100.000	UnitedHealth Group IncorporatedNO	
		.00000	98-1456202				Laboratorio ROE S.A.PER	.NIA	Pacifico S.A. Entidad Prestadora de Salud	Ownership.....	100.000	UnitedHealth Group IncorporatedNO	

SCHEDULE Y
PART 1A - DETAIL OF INSURANCE HOLDING COMPANY SYSTEM

1	2	3	4	5	6	7	8	9	10	11	12	13	14	15	16
Group Code	Group Name	NAIC Company Code	ID Number	Federal RSSD	CIK	Name of Securities Exchange if Publicly Traded (U.S. or International)	Names of Parent, Subsidiaries Or Affiliates	Domi-ciliary Location	Relation-ship to Reporting Entity	Directly Controlled by (Name of Entity/Person)	Type of Control (Ownership, Board, Management, Attorney-in-Fact, Influence, Other)	If Control is Owner-ship Provide Percen-tage	Ultimate Controlling Entity(ies)/Person(s)	Is an SCA Filing Re-quired? (Yes/No)	*
		.00000					Laboratorios Médicos Amed Quilpué S.A.CHL	NIA.....	Servicios Médicos Amed Quilpué S.A.	Ownership.....	0.100	UnitedHealth Group IncorporatedNO..
		.00000					Laboratorios Médicos Amed Quilpué S.A.CHL	NIA.....	Centromed Quilpué S.A.	Ownership.....	99.900	UnitedHealth Group IncorporatedNO..
		.00000	82-4513634				Landmark Connect of Pennsylvania, PCPA	NIA.....	Physician(s) Owned	Influence.....	0.000	UnitedHealth Group IncorporatedNO..1
		.00000	82-5437916				Landmark Group Holdings, LLCDE	NIA.....	Laser Acquisition Holdings III, LLC	Ownership.....	100.000	UnitedHealth Group IncorporatedNO..
		.00000	36-4785073				Landmark Health NY IPA, LLCNY	NIA.....	Landmark Health, LLC	Ownership.....	100.000	UnitedHealth Group IncorporatedNO..
		.00000	37-1774991				Landmark Health NY PO, LLCDE	NIA.....	Landmark Health, LLC	Ownership.....	100.000	UnitedHealth Group IncorporatedNO..
		.00000	35-2547489				Landmark Health of California, LLCDE	NIA.....	Landmark Health, LLC	Ownership.....	100.000	UnitedHealth Group IncorporatedNO..
		.00000	35-2616929				Landmark Health of Massachusetts, LLCDE	NIA.....	Landmark Health, LLC	Ownership.....	100.000	UnitedHealth Group IncorporatedNO..
		.00000	37-1890434				Landmark Health of North Carolina, LLCNC	NIA.....	Landmark MSO, LLC	Ownership.....	100.000	UnitedHealth Group IncorporatedNO..
		.00000	38-3952354				Landmark Health of Oregon, LLCDE	NIA.....	Landmark Health, LLC	Ownership.....	100.000	UnitedHealth Group IncorporatedNO..
		.00000	61-1781940				Landmark Health of Pennsylvania, LLCDE	NIA.....	Landmark Health, LLC	Ownership.....	100.000	UnitedHealth Group IncorporatedNO..
		.00000	61-1752988				Landmark Health of Washington, LLCDE	NIA.....	Landmark Health, LLC	Ownership.....	100.000	UnitedHealth Group IncorporatedNO..
		.00000					Landmark Health Technologies Private LimitedIND	NIA.....	Landmark Health, LLC	Ownership.....	99.990	UnitedHealth Group IncorporatedNO..
		.00000					Landmark Health Technologies Private LimitedIND	NIA.....	Landmark India, LLC	Ownership.....	0.010	UnitedHealth Group IncorporatedNO..
		.00000	46-3015502				Landmark Health, LLCDE	NIA.....	Landmark Group Holdings, LLC	Ownership.....	100.000	UnitedHealth Group IncorporatedNO..
		.00000	37-1776229				Landmark India, LLCDE	NIA.....	Landmark Health, LLC	Ownership.....	100.000	UnitedHealth Group IncorporatedNO..
		.00000	85-0997438				Landmark Medical of Arkansas, P.A.AR	NIA.....	Physician(s) Owned	Influence.....	0.000	UnitedHealth Group IncorporatedNO..1
		.00000	47-4553619				Landmark Medical of California, PCCA	NIA.....	Physician(s) Owned	Influence.....	0.000	UnitedHealth Group IncorporatedNO..1
		.00000	83-2295301				Landmark Medical of Connecticut, PCCT	NIA.....	Physician(s) Owned	Influence.....	0.000	UnitedHealth Group IncorporatedNO..1
		.00000	85-0838149				Landmark Medical of Florida, P.A.FL	NIA.....	Physician(s) Owned	Influence.....	0.000	UnitedHealth Group IncorporatedNO..1
		.00000					Landmark Medical of Idaho, PCID	NIA.....	Physician(s) Owned	Influence.....	0.000	UnitedHealth Group IncorporatedNO..1
		.00000	82-4633545				Landmark Medical of Kansas, P.A.KS	NIA.....	Physician(s) Owned	Influence.....	0.000	UnitedHealth Group IncorporatedNO..1
		.00000	82-4881602				Landmark Medical of Kentucky, PSCKY	NIA.....	Physician(s) Owned	Influence.....	0.000	UnitedHealth Group IncorporatedNO..1
		.00000	82-4881732				Landmark Medical of Louisiana, a Professional CorporationLA	NIA.....	Physician(s) Owned	Influence.....	0.000	UnitedHealth Group IncorporatedNO..1
		.00000	81-5364097				Landmark Medical of Massachusetts, PLLCMA	NIA.....	Physician(s) Owned	Influence.....	0.000	UnitedHealth Group IncorporatedNO..1
		.00000	86-3599871				Landmark Medical of Michigan, P.C.MI	NIA.....	Physician(s) Owned	Influence.....	0.000	UnitedHealth Group IncorporatedNO..1
		.00000	82-5084178				Landmark Medical of Mississippi, P.C.MS	NIA.....	Physician(s) Owned	Influence.....	0.000	UnitedHealth Group IncorporatedNO..1
		.00000	82-4857713				Landmark Medical of Missouri, P.C.MO	NIA.....	Physician(s) Owned	Influence.....	0.000	UnitedHealth Group IncorporatedNO..1
		.00000	85-1174070				Landmark Medical of New Hampshire, P.C.NH	NIA.....	Physician(s) Owned	Influence.....	0.000	UnitedHealth Group IncorporatedNO..1
		.00000	82-4256752				Landmark Medical of North Carolina, P.C.NC	NIA.....	Physician(s) Owned	Influence.....	0.000	UnitedHealth Group IncorporatedNO..1
		.00000	82-4864947				Landmark Medical of Ohio, Professional CorporationOH	NIA.....	Physician(s) Owned	Influence.....	0.000	UnitedHealth Group IncorporatedNO..1
		.00000	47-2926188				Landmark Medical of Oregon, PCOR	NIA.....	Physician(s) Owned	Influence.....	0.000	UnitedHealth Group IncorporatedNO..1
		.00000	81-1605378				Landmark Medical of Pennsylvania, PCPA	NIA.....	Physician(s) Owned	Influence.....	0.000	UnitedHealth Group IncorporatedNO..1
		.00000	84-2830065				Landmark Medical of Rhode Island, PCRI	NIA.....	Physician(s) Owned	Influence.....	0.000	UnitedHealth Group IncorporatedNO..1
		.00000	30-1288593				Landmark Medical of Tennessee, PCTN	NIA.....	Physician(s) Owned	Influence.....	0.000	UnitedHealth Group IncorporatedNO..1
		.00000	83-2296389				Landmark Medical of Texas, PATX	NIA.....	Physician(s) Owned	Influence.....	0.000	UnitedHealth Group IncorporatedNO..1
		.00000	84-2660339				Landmark Medical of Utah, PCUT	NIA.....	Physician(s) Owned	Influence.....	0.000	UnitedHealth Group IncorporatedNO..1
		.00000	85-0839774				Landmark Medical of Virginia, P.C.VA	NIA.....	Physician(s) Owned	Influence.....	0.000	UnitedHealth Group IncorporatedNO..1
		.00000	47-3028655				Landmark Medical of Washington, PCWA	NIA.....	Physician(s) Owned	Influence.....	0.000	UnitedHealth Group IncorporatedNO..1
		.00000	47-1588943				Landmark Medical, P.C.NY	NIA.....	Physician(s) Owned	Influence.....	0.000	UnitedHealth Group IncorporatedNO..1
		.00000	32-0446592				Landmark MSO, LLCDE	NIA.....	Landmark Health, LLC	Ownership.....	100.000	UnitedHealth Group IncorporatedNO..
		.00000	85-3189716				Landmark Primary Care, LLCDE	NIA.....	Landmark Health, LLC	Ownership.....	100.000	UnitedHealth Group IncorporatedNO..
		.00000					Laser Acquisition Holdings III, LLCDE	NIA.....	OptumHealth Holdings, LLC	Ownership.....	100.000	UnitedHealth Group IncorporatedNO..
		.00000	81-3732334				LDI Holding Company, LLCDE	NIA.....	Diplomat Pharmacy, Inc.	Ownership.....	100.000	UnitedHealth Group IncorporatedNO..
		.00000	38-4062192				LDI Management Services, LLCDE	NIA.....	LDI Holding Company, LLC	Ownership.....	100.000	UnitedHealth Group IncorporatedNO..
		.00000	81-3741657				Leehar Distributors, LLCDE	NIA.....	LDI Holding Company, LLC	Ownership.....	100.000	UnitedHealth Group IncorporatedNO..
		.00000					Lemhi Ventures Fund I, LPDE	NIA.....	United HealthCare Services, Inc.	Ownership.....	99.450	UnitedHealth Group IncorporatedNO..
		.00000					Lemhi Ventures Fund I, LPDE	NIA.....	Bind LH Holdings, Inc.	Ownership.....	0.550	UnitedHealth Group IncorporatedNO..
		.00000	37-1694944				Lemhi Ventures Fund II, LPDE	NIA.....	United HealthCare Services, Inc.	Ownership.....	99.200	UnitedHealth Group IncorporatedNO..
		.00000	37-1694944				Lemhi Ventures Fund II, LPDE	NIA.....	Bind LH Holdings, Inc.	Ownership.....	0.800	UnitedHealth Group IncorporatedNO..

SCHEDULE Y
PART 1A - DETAIL OF INSURANCE HOLDING COMPANY SYSTEM

1	2	3	4	5	6	7	8	9	10	11	12	13	14	15	16
Group Code	Group Name	NAIC Company Code	ID Number	Federal RSSD	CIK	Name of Securities Exchange if Publicly Traded (U.S. or International)	Names of Parent, Subsidiaries Or Affiliates	Domi-ciliary Location	Relation-ship to Reporting Entity	Directly Controlled by (Name of Entity/Person)	Type of Control (Ownership, Board, Management, Attorney-in-Fact, Influence, Other)	If Control is Owner-ship Provide Percen-tage	Ultimate Controlling Entity(ies)/Person(s)	Is an SCA Filing Re-quired? (Yes/No)	*
		.00000	32-0543788				Level2 Health Holdings, Inc.DE	NIA.....	UnitedHealth Group Ventures, LLC	Ownership.....	100.000	UnitedHealth Group IncorporatedNO...
		.00000	82-3161933				Level2 Health IPA, LLCDE	NIA.....	Level2 Health Holdings, Inc.	Ownership.....	100.000	UnitedHealth Group IncorporatedNO...
		.00000	82-3130872				Level2 Health Management, LLCDE	NIA.....	Level2 Health Holdings, Inc.	Ownership.....	100.000	UnitedHealth Group IncorporatedNO...
		.00000	84-5003916				Level2 Medical Services, P.A.DE	NIA.....	Physician(s) Owned	Influence.....	0.000	UnitedHealth Group IncorporatedNO...1
		.00000	87-2684015				Level2 Medical Services, P.A. New JerseyNJ	NIA.....	Physician(s) Owned	Influence.....	0.000	UnitedHealth Group IncorporatedNO...1
		.00000	87-2600511				Level2 Medical Services, P.C. AlaskaAK	NIA.....	Physician(s) Owned	Influence.....	0.000	UnitedHealth Group IncorporatedNO...1
		.00000					Level2 Medical Services, P.C. CaliforniaCA	NIA.....	Physician(s) Owned	Influence.....	0.000	UnitedHealth Group IncorporatedNO...1
		.00000	87-0989804				Level2 Medical Services, P.C. UtahUT	NIA.....	Physician(s) Owned	Influence.....	0.000	UnitedHealth Group IncorporatedNO...1
		.00000	61-1028180				Lexington Surgery Center, Ltd.KY	NIA.....	Surgery Center of Lexington, LLC	Ownership.....	78.500	UnitedHealth Group IncorporatedNO...2
		.00000	36-3468942				LGH-A/Golf ASTC, L.L.C.IL	NIA.....	Advocate-SCA Partners, LLC	Ownership.....	49.000	UnitedHealth Group IncorporatedNO...2
		.00000	81-4465348				Liberty Anesthesia Services, LLCIL	NIA.....	SCA-Winchester, LLC	Ownership.....	25.000	UnitedHealth Group IncorporatedNO...2
		.00000	20-0468524				Life Strategies Counseling, Inc.AR	NIA.....	Physician(s) Owned	Influence.....	0.000	UnitedHealth Group IncorporatedNO...1
							Lifeprint Accountable Care Organization, LLC								
		.00000	32-0409538					.DE	NIA.....	Collaborative Care Holdings, LLC	Ownership.....	100.000	UnitedHealth Group IncorporatedNO...
		.00000	27-2309024				LifePrint Health, Inc.DE	NIA.....	Collaborative Care Holdings, LLC	Ownership.....	100.000	UnitedHealth Group IncorporatedNO...
		.00000	26-3236909				LifeSolutions Administrative Services, LLCIN	NIA.....	Refresh Mental Health, Inc.	Ownership.....	100.000	UnitedHealth Group IncorporatedNO...
		.00000	26-3292877				LifeSolutions Counseling Associates, P.C.IN	NIA.....	Physician(s) Owned	Influence.....	0.000	UnitedHealth Group IncorporatedNO...1
		.00000	58-2305878				LifelifeLL. Ltd. Co.GA	NIA.....	HealthScope Benefits, Inc.	Ownership.....	100.000	UnitedHealth Group IncorporatedNO...
		.00000					Lightning Merger Sub Inc.DE	NIA.....	UnitedHealth Group Incorporated	Ownership.....	100.000	UnitedHealth Group IncorporatedNO...
		.00000	51-0277181				Limestone Medical Center, LLCDE	NIA.....	Virtua-SCA Holdings II, LLC	Ownership.....	60.000	UnitedHealth Group IncorporatedNO...2
		.00000	88-0586923				Lindenhurst Holdings, LLCDE	NIA.....	SC Affiliates, LLC	Ownership.....	100.000	UnitedHealth Group IncorporatedNO...
		.00000					Logan Surgical Suites, LLCUT	NIA.....	SCA Northern Utah Holdings, LLC	Ownership.....	55.000	UnitedHealth Group IncorporatedNO...
		.00000	98-1337963				Loften-Eyes Oftalmologia Clínica e Cirurgica Ltda.BRA	NIA.....	Esho – Empresa de Serviços Hospitalares S.A.	Ownership.....	0.000	UnitedHealth Group IncorporatedNO...
							Lotten-Eyes Oftalmologia Clínica e Cirurgica Ltda.								
		.00000	98-1337963					.BRA	NIA.....	Hospital Alvorada Taguatinga Ltda.	Ownership.....	100.000	UnitedHealth Group IncorporatedNO...
		.00000	62-1179566				Louisville S.C., Ltd.KY	NIA.....	Surgery Center of Louisville, LLC	Ownership.....	59.400	UnitedHealth Group IncorporatedNO...
		.00000	62-1179538				Louisville-SC Properties, Inc.KY	NIA.....	SC Affiliates, LLC	Ownership.....	100.000	UnitedHealth Group IncorporatedNO...
							Loyola Ambulatory Surgery Center at Oakbrook, Inc.								
		.00000	36-4119519					.IL	NIA.....	ASC Network, LLC	Ownership.....	100.000	UnitedHealth Group IncorporatedNO...
							Loyola Ambulatory Surgery Center at Oakbrook, L.P.								
		.00000	36-4119522					.IL	NIA.....	Oakbrook, Inc.	Ownership.....	45.000	UnitedHealth Group IncorporatedNO...2
		.00000	98-1137620				Lusiadas – Parcerias Cascais, S.A.PRT	NIA.....	Lusiadas, SGPS, S.A.	Ownership.....	100.000	UnitedHealth Group IncorporatedNO...
		.00000	98-1139095				Lusiadas A.C.E.PRT	NIA.....	Lusiadas, SGPS, S.A.	Ownership.....	49.000	UnitedHealth Group IncorporatedNO...
		.00000	98-1139095				Lusiadas A.C.E.PRT	NIA.....	Clínica Médico Cirúrgica de Santa Tecla, S.A.	Ownership.....	5.000	UnitedHealth Group IncorporatedNO...
		.00000	98-1139095				Lusiadas A.C.E.PRT	NIA.....	CLISA – Clínica de Santo António, S.A.	Ownership.....	10.000	UnitedHealth Group IncorporatedNO...
		.00000	98-1139095				Lusiadas A.C.E.PRT	NIA.....	Lusiadas, S.A.	Ownership.....	20.000	UnitedHealth Group IncorporatedNO...
		.00000	98-1139095				Lusiadas A.C.E.PRT	NIA.....	Associação Lusiadas Knowledge Center – Health Education and Research	Ownership.....	1.000	UnitedHealth Group IncorporatedNO...
		.00000	98-1139095				Lusiadas A.C.E.PRT	NIA.....	Lusiadas Algarve, S.A.	Ownership.....	5.000	UnitedHealth Group IncorporatedNO...
		.00000	98-1139095				Lusiadas A.C.E.PRT	NIA.....	Lusiadas – Parcerias Cascais, S.A.	Ownership.....	10.000	UnitedHealth Group IncorporatedNO...
		.00000					Lusiadas Algarve, S.A.PRT	NIA.....	Lusiadas, SGPS, S.A.	Ownership.....	100.000	UnitedHealth Group IncorporatedNO...
		.00000	98-1139089				Lusiadas, S.A.PRT	NIA.....	Lusiadas, SGPS, S.A.	Ownership.....	100.000	UnitedHealth Group IncorporatedNO...
		.00000	98-1138570				Lusiadas, SGPS, S.A.PRT	NIA.....	AMIL International S.á.r.l.	Ownership.....	100.000	UnitedHealth Group IncorporatedNO...
		.00000	02-0749532				Lutheran Campus ASC, LLCCO	NIA.....	SC LHS-SCA Holdings, LLC	Ownership.....	62.810	UnitedHealth Group IncorporatedNO...
		.00000	20-2547795				Main Line Spine Surgery Center, LLCPA	NIA.....	Virtua-SCA Holdings II, LLC	Ownership.....	55.000	UnitedHealth Group IncorporatedNO...2
.0707	UnitedHealth Group Incorporated	.60321	52-1803283				MAMSI Life and Health Insurance CompanyMD	.IA.....	United HealthCare Services, Inc.	Ownership.....	100.000	UnitedHealth Group IncorporatedNO...
.0707	UnitedHealth Group Incorporated	.52014	65-0303864				Managed Care of North America, Inc.FL	.IA.....	MCNA Health Care Holdings, LLC	Ownership.....	100.000	UnitedHealth Group IncorporatedNO...
		.00000	14-1782475				Managed Physical Network, Inc.NY	NIA.....	OptumHealth Care Solutions, LLC	Ownership.....	100.000	UnitedHealth Group IncorporatedNO...
		.00000	86-1354607				Mansfield Endoscopy Center, LLCTX	NIA.....	Surgical Care Affiliates, LLC	Influence.....	0.000	UnitedHealth Group IncorporatedNO...
		.00000	20-2880404				March Holdings, Inc.CA	NIA.....	Specialty Benefits, LLC	Ownership.....	100.000	UnitedHealth Group IncorporatedNO...
		.00000	95-4874334				March Vision Care Group, IncorporatedCA	NIA.....	California Spring Holdings, PC	Ownership.....	100.000	UnitedHealth Group IncorporatedNO...1
		.00000	27-3115058				March Vision Care IPA, Inc.NY	NIA.....	March Vision Care Group, Incorporated	Ownership.....	100.000	UnitedHealth Group IncorporatedNO...1

SCHEDULE Y
PART 1A - DETAIL OF INSURANCE HOLDING COMPANY SYSTEM

1	2	3	4	5	6	7	8	9	10	11	12	13	14	15	16
Group Code	Group Name	NAIC Company Code	ID Number	Federal RSSD	CIK	Name of Securities Exchange if Publicly Traded (U.S. or International)	Names of Parent, Subsidiaries Or Affiliates	Domi-ciliary Location	Relation-ship to Reporting Entity	Directly Controlled by (Name of Entity/Person)	Type of Control (Ownership, Board, Management, Attorney-in-Fact, Influence, Other)	If Control is Owner-ship Provide Percen-tage	Ultimate Controlling Entity(ies)/Person(s)	Is an SCA Filing Re-quired? (Yes/No)	*
		.00000	45-4227915				March Vision Care of Texas, Inc.	TX	NIA	March Vision Care Group, Incorporated	Ownership.....	100.000	UnitedHealth Group IncorporatedNO.....	..1
		.00000	20-3042852				March Vision Care, Inc.	CA	NIA	March Holdings, Inc.	Ownership.....	100.000	UnitedHealth Group IncorporatedNO.....
		.00000	94-3377073				Marin Health Ventures, LLC	CA	NIA	Marin Specialty Surgery Center, LLC	Ownership.....	100.000	UnitedHealth Group IncorporatedNO.....
		.00000	26-2637247				Marin Specialty Surgery Center, LLC	CA	NIA	MGH/SCA, LLC	Ownership.....	51.000	UnitedHealth Group IncorporatedNO.....
		.00000	26-2601943				Marin Surgery Holdings, Inc.	DE	NIA	SC Affiliates, LLC	Ownership.....	100.000	UnitedHealth Group IncorporatedNO.....
		.00000	85-2924503				Marlin Holding Company LLC	DE	NIA	Specialty Benefits, LLC	Ownership.....	100.000	UnitedHealth Group IncorporatedNO.....
		.00000	52-1456812				Maryland Ambulatory Centers, LLC	MD	NIA	Surgery Center of Ellicott City, Inc.	Ownership.....	50.000	UnitedHealth Group IncorporatedNO.....
		.00000	52-1456812				Maryland Ambulatory Centers, LLC	MD	NIA	Maryland-SCA Centers, LLC	Ownership.....	44.118	UnitedHealth Group IncorporatedNO.....
		.00000	52-1401791				Maryland-SCA Centers, LLC	DE	NIA	SC Affiliates, LLC	Ownership.....	100.000	UnitedHealth Group IncorporatedNO.....
		.00000					Massachusetts Assurance Company, Ltd. PIC	CYM	NIA	H&W Indemnity (SPC), Ltd.	Ownership.....	100.000	UnitedHealth Group IncorporatedNO.....
		.00000					Massachusetts Assurance Company, Ltd. PIC	CYM	NIA	Collaborative Care Holdings, LLC	Ownership.....	100.000	UnitedHealth Group IncorporatedNO.....
		.00000	20-0815305				Massachusetts Avenue Surgery Center, LLC	MD	NIA	SCA-Bethesda, LLC	Ownership.....	60.441	UnitedHealth Group IncorporatedNO.....
		.00000	20-0815305				Massachusetts Avenue Surgery Center, LLC	MD	NIA	SC Affiliates, LLC	Ownership.....	1.540	UnitedHealth Group IncorporatedNO.....
		.00000	43-1967820				MAT-RX DEVELOPMENT, L.L.C.	TX	NIA	WellMed Networks, Inc.	Ownership.....	100.000	UnitedHealth Group IncorporatedNO.....	..1
		.00000	35-2262695				Mat-Rx Fort Worth GP, L.L.C.	TX	NIA	MAT-RX DEVELOPMENT, L.L.C.	Ownership.....	100.000	UnitedHealth Group IncorporatedNO.....	..1
.0707	UnitedHealth Group Incorporated00000	62-1600267				McKenzie Surgery Center, L.P.	TN	NIA	SCA-Eugene, Inc.	Ownership.....	30.000	UnitedHealth Group IncorporatedNO.....	..2
		.00000	45-2542951				MCNA Health Care Holdings, LLC	FL	NIA	Marlin Holding Company LLC	Ownership.....	100.000	UnitedHealth Group IncorporatedNO.....
		.14063	52-2459969				MCNA Insurance Company	TX	IA	MCNA Health Care Holdings, LLC	Ownership.....	100.000	UnitedHealth Group IncorporatedNO.....
		.00000	45-3641822				MCNA Systems Corp.	FL	NIA	MCNA Health Care Holdings, LLC	Ownership.....	100.000	UnitedHealth Group IncorporatedNO.....
.0707	UnitedHealth Group Incorporated00000					North American Medical Management			North American Medical Management					
		.00000	42-1741594				MD Ops, Inc.	CA	NIA	California, Inc.	Ownership.....	100.000	UnitedHealth Group IncorporatedNO.....
		.96310	52-1169135				MD-Individual Practice Association, Inc.	MD	IA	United HealthCare Services, Inc.	Ownership.....	100.000	UnitedHealth Group IncorporatedNO.....
		.00000	83-1183650				ME AHS UC LLC	DE	NIA	Riverside Medical Management, LLC	Ownership.....	70.000	UnitedHealth Group IncorporatedNO.....
		.00000	81-0936574				ME Urgent Care Nebraska, Inc.	NE	NIA	Physician(s) Owned	Influence.....	0.000	UnitedHealth Group IncorporatedNO.....	..1
		.00000	20-3824377				MedExpress Development, LLC	FL	NIA	Urgent Care MSO, LLC	Ownership.....	100.000	UnitedHealth Group IncorporatedNO.....
		.00000	81-1265129				MedExpress Employed Services, Inc.	DE	NIA	Physician(s) Owned	Influence.....	0.000	UnitedHealth Group IncorporatedNO.....	..1
		.00000	81-4550969				MedExpress Primary Care Arizona, P.C.	AZ	NIA	Physician(s) Owned	Influence.....	0.000	UnitedHealth Group IncorporatedNO.....	..1
		.00000	84-4234388				MedExpress Primary Care Arkansas, P.A.	AR	NIA	Physician(s) Owned	Influence.....	0.000	UnitedHealth Group IncorporatedNO.....	..1
		.00000	81-4605885				MedExpress Primary Care Kansas, P.A.	KS	NIA	Physician(s) Owned	Influence.....	0.000	UnitedHealth Group IncorporatedNO.....	..1
		.00000	82-3384324				MedExpress Primary Care Maryland, P.C.	MD	NIA	Physician(s) Owned	Influence.....	0.000	UnitedHealth Group IncorporatedNO.....	..1
		.00000	82-1096099				MedExpress Primary Care Massachusetts, P.C.	MA	NIA	Physician(s) Owned	Influence.....	0.000	UnitedHealth Group IncorporatedNO.....	..1
		.00000	81-4396738				MedExpress Primary Care Minnesota P.C.	MN	NIA	Physician(s) Owned	Influence.....	0.000	UnitedHealth Group IncorporatedNO.....	..1
		.00000	83-1077265				MedExpress Primary Care Oklahoma, P.C.	OK	NIA	Physician(s) Owned	Influence.....	0.000	UnitedHealth Group IncorporatedNO.....	..1
							MedExpress Primary Care South Carolina, P.C.								
		.00000	83-0764858					SC	NIA	Physician(s) Owned	Influence.....	0.000	UnitedHealth Group IncorporatedNO.....	..1
		.00000	84-2500750					TX	NIA	Physician(s) Owned	Influence.....	0.000	UnitedHealth Group IncorporatedNO.....	..1
		.00000	82-3395792				MedExpress Primary Care Virginia, P.C.	VA	NIA	Physician(s) Owned	Influence.....	0.000	UnitedHealth Group IncorporatedNO.....	..1
		.00000	82-4401181				MedExpress Primary Care West Virginia, Inc.	WV	NIA	Physician(s) Owned	Influence.....	0.000	UnitedHealth Group IncorporatedNO.....	..1
		.00000	81-4563448				MedExpress Primary Care Wisconsin, S.C.	WI	NIA	Physician(s) Owned	Influence.....	0.000	UnitedHealth Group IncorporatedNO.....	..1
							MedExpress Urgent Care – Northern New Jersey								
		.00000	83-2089623				PC	NJ	NIA	Physician(s) Owned	Influence.....	0.000	UnitedHealth Group IncorporatedNO.....	..1
		.00000	45-5388778				MedExpress Urgent Care – New Jersey, P.C.	NJ	NIA	Physician(s) Owned	Influence.....	0.000	UnitedHealth Group IncorporatedNO.....	..1
		.00000	32-0533926				MedExpress Urgent Care Alabama, LLC	AL	NIA	Urgent Care Holdings, Inc.	Ownership.....	100.000	UnitedHealth Group IncorporatedNO.....
		.00000	81-4030280				MedExpress Urgent Care Arizona, P.C.	AZ	NIA	Physician(s) Owned	Influence.....	0.000	UnitedHealth Group IncorporatedNO.....	..1
		.00000	46-4348120				MedExpress Urgent Care Arkansas, P.A.	AR	NIA	Physician(s) Owned	Influence.....	0.000	UnitedHealth Group IncorporatedNO.....	..1
		.00000	82-0930142				MedExpress Urgent Care California, P.C.	CA	NIA	Physician(s) Owned	Influence.....	0.000	UnitedHealth Group IncorporatedNO.....	..1
		.00000	81-1956812				MedExpress Urgent Care Connecticut, P.C.	CT	NIA	Physician(s) Owned	Influence.....	0.000	UnitedHealth Group IncorporatedNO.....	..1
		.00000	82-1135336				MedExpress Urgent Care Idaho, P.C.	ID	NIA	Physician(s) Owned	Influence.....	0.000	UnitedHealth Group IncorporatedNO.....	..1
		.00000	47-4308614				MedExpress Urgent Care Illinois, P.C.	IL	NIA	Physician(s) Owned	Influence.....	0.000	UnitedHealth Group IncorporatedNO.....	..1
		.00000	81-5353472				MedExpress Urgent Care Iowa, P.C.	IA	NIA	Physician(s) Owned	Influence.....	0.000	UnitedHealth Group IncorporatedNO.....	..1
		.00000	47-1919283				MedExpress Urgent Care Kansas, P.A.	KS	NIA	Physician(s) Owned	Influence.....	0.000	UnitedHealth Group IncorporatedNO.....	..1
		.00000	82-1719888				MedExpress Urgent Care Maine, Inc.	ME	NIA	Urgent Care Holdings, Inc.	Ownership.....	100.000	UnitedHealth Group IncorporatedNO.....
		.00000	81-1125396				MedExpress Urgent Care Minnesota P.C.	MN	NIA	Physician(s) Owned	Influence.....	0.000	UnitedHealth Group IncorporatedNO.....	..1
		.00000	47-3132625				MedExpress Urgent Care Missouri P.C.	MO	NIA	Physician(s) Owned	Influence.....	0.000	UnitedHealth Group IncorporatedNO.....	..1

SCHEDULE Y
PART 1A - DETAIL OF INSURANCE HOLDING COMPANY SYSTEM

1	2	3	4	5	6	7	8	9	10	11	12	13	14	15	16
Group Code	Group Name	NAIC Company Code	ID Number	Federal RSSD	CIK	Name of Securities Exchange if Publicly Traded (U.S. or International)	Names of Parent, Subsidiaries Or Affiliates	Domi-ciliary Location	Relation-ship to Reporting Entity	Directly Controlled by (Name of Entity/Person)	Type of Control (Ownership, Board, Management, Attorney-in-Fact, Influence, Other)	If Control is Ownership Provide Percentage	Ultimate Controlling Entity(ies)/Person(s)	Is an SCA Filing Re-quired? (Yes/No)	*
		.00000	82-0631738				MedExpress Urgent Care New Hampshire, Inc.	.NH	NIA	Urgent Care Holdings, Inc.	Ownership	100.000	UnitedHealth Group Incorporated	.NO	
		.00000	81-5138747				MedExpress Urgent Care North Carolina, P.C.	.NC	NIA	Physician(s) Owned	Influence	0.000	UnitedHealth Group Incorporated	.NO	.1
							MedExpress Urgent Care of Boynton Beach, LLC								
		.00000	20-2545363					.FL	NIA	MedExpress Development, LLC	Ownership	100.000	UnitedHealth Group Incorporated	.NO	
		.00000	82-1919436				MedExpress Urgent Care Oregon, P.C.	.OR	NIA	Physician(s) Owned	Influence	0.000	UnitedHealth Group Incorporated	.NO	.1
		.00000	81-5362765				MedExpress Urgent Care Rhode Island, P.C.	.RI	NIA	Physician(s) Owned	Influence	0.000	UnitedHealth Group Incorporated	.NO	.1
		.00000	81-5380706				MedExpress Urgent Care South Carolina, P.C.	.SC	NIA	Physician(s) Owned	Influence	0.000	UnitedHealth Group Incorporated	.NO	.1
		.00000	47-5147441				MedExpress Urgent Care Texas, P.A.	.TX	NIA	Physician(s) Owned	Influence	0.000	UnitedHealth Group Incorporated	.NO	.1
		.00000	82-2443118				MedExpress Urgent Care Washington, P.C.	.WA	NIA	Physician(s) Owned	Influence	0.000	UnitedHealth Group Incorporated	.NO	.1
		.00000	81-4281678				MedExpress Urgent Care Wisconsin, S.C.	.WI	NIA	Physician(s) Owned	Influence	0.000	UnitedHealth Group Incorporated	.NO	.1
		.00000	85-1474287				MedExpress Urgent Care, Inc. - Ohio	.OH	NIA	Urgent Care Holdings, Inc.	Ownership	100.000	UnitedHealth Group Incorporated	.NO	
							MedExpress Urgent Care, Inc. - West Virginia								
		.00000	26-4546400					.WV	NIA	Physician(s) Owned	Influence	0.000	UnitedHealth Group Incorporated	.NO	.1
		.00000	47-1804667				MedExpress Urgent Care, P.C. - Georgia	.GA	NIA	Physician(s) Owned	Influence	0.000	UnitedHealth Group Incorporated	.NO	.1
		.00000	90-0929572				MedExpress Urgent Care, P.C. - Indiana	.IN	NIA	Physician(s) Owned	Influence	0.000	UnitedHealth Group Incorporated	.NO	.1
		.00000	45-3461101				MedExpress Urgent Care, P.C. - Maryland	.MD	NIA	Physician(s) Owned	Influence	0.000	UnitedHealth Group Incorporated	.NO	.1
							MedExpress Urgent Care, P.C. - Massachusetts								
		.00000	47-1857908					.MA	NIA	Physician(s) Owned	Influence	0.000	UnitedHealth Group Incorporated	.NO	.1
		.00000	46-4793937				MedExpress Urgent Care, P.C. - Michigan	.MI	NIA	Physician(s) Owned	Influence	0.000	UnitedHealth Group Incorporated	.NO	.1
		.00000	47-1824365				MedExpress Urgent Care, P.C. - Oklahoma	.OK	NIA	Physician(s) Owned	Influence	0.000	UnitedHealth Group Incorporated	.NO	.1
		.00000	26-3750502				MedExpress Urgent Care, P.C. - Pennsylvania	.PA	NIA	Physician(s) Owned	Influence	0.000	UnitedHealth Group Incorporated	.NO	.1
		.00000	45-4973138				MedExpress Urgent Care, P.C. - Tennessee	.TN	NIA	Physician(s) Owned	Influence	0.000	UnitedHealth Group Incorporated	.NO	.1
		.00000	45-3123110				MedExpress Urgent Care, P.C. - Virginia	.VA	NIA	Physician(s) Owned	Influence	0.000	UnitedHealth Group Incorporated	.NO	.1
		.00000	83-1565124				MedExpress Urgent Care, P.S.C. - Kentucky	.KY	NIA	Physician(s) Owned	Influence	0.000	UnitedHealth Group Incorporated	.NO	.1
		.00000	45-5436856				MedExpress, Inc. - Delaware	.DE	NIA	Physician(s) Owned	Influence	0.000	UnitedHealth Group Incorporated	.NO	.1
		.00000	75-2566987				Medical Clinic of North Texas PLLC	.TX	NIA	USMD Affiliated Services	Ownership	100.000	UnitedHealth Group Incorporated	.NO	
		.00000					Medical Hille S.A.	.CHL	NIA	Saden S.A.	Ownership	0.000	UnitedHealth Group Incorporated	.NO	
		.00000					Medical Hille S.A.	.CHL	NIA	Home Medical S.A.	Ownership	100.000	UnitedHealth Group Incorporated	.NO	
		.00000	95-4708497				Medical Support Los Angeles, Inc.	.CA	NIA	MSLA Management LLC	Ownership	100.000	UnitedHealth Group Incorporated	.NO	
		.00000	26-0636717				Medical Surgical Centers of America, Inc.	.DE	NIA	ASC Network, LLC	Ownership	100.000	UnitedHealth Group Incorporated	.NO	
		.00000	32-0037402				Medical Transportation Services, LLC	.FL	NIA	United HealthCare Services, Inc.	Ownership	100.000	UnitedHealth Group Incorporated	.NO	
		.00000	75-2515691				MedSynergies, LLC	.DE	NIA	Mustang Razorback Holdings, Inc.	Ownership	100.000	UnitedHealth Group Incorporated	.NO	
		.00000	58-2101921				Melbourne Surgery Center, LLC	.GA	NIA	Surgical Care Partners of Melbourne, LLC	Ownership	100.000	UnitedHealth Group Incorporated	.NO	
		.00000	82-4964787				Memorial City Holdings, LLC	.DE	NIA	SCA-Memorial City, LLC	Ownership	51.000	UnitedHealth Group Incorporated	.NO	
		.00000	82-3689933				Memorial City Partners, LLC	.DE	NIA	Memorial City Holdings, LLC	Ownership	51.000	UnitedHealth Group Incorporated	.NO	
		.00000	82-3689933				Memorial City Partners, LLC	.DE	NIA	SCA-Memorial City, LLC	Ownership	11.000	UnitedHealth Group Incorporated	.NO	
										MH Physician Three Holdco, a Medical					
		.00000	95-4688463				Memorial Healthcare IPA, GP	.CA	NIA	Corporation	Ownership	99.000	UnitedHealth Group Incorporated	.NO	.1
		.00000	37-1782795				Memorial Houston Surgery Center, LLC	.TX	NIA	SCA-Memorial, LLC	Ownership	51.209	UnitedHealth Group Incorporated	.NO	
							MemorialCare Surgical Center at Orange Coast, LLC								
		.00000	26-1394069					.CA	NIA	Beach Surgical Holdings LLC	Ownership	52.825	UnitedHealth Group Incorporated	.NO	.2
							MemorialCare Surgical Center at Saddleback, LLC								
		.00000	20-3678259					.CA	NIA	Beach Surgical Holdings LLC	Ownership	53.426	UnitedHealth Group Incorporated	.NO	.2
		.00000	62-1396317				Mental Health Resources, PLLC	.TN	NIA	Physician(s) Owned	Influence	0.000	UnitedHealth Group Incorporated	.NO	.1
		.00000	27-0203906				Mesquite Liberty, LLC	.NV	NIA	Sierra Health Services, Inc.	Ownership	80.357	UnitedHealth Group Incorporated	.NO	
		.00000	38-3861395				MGH/SCA, LLC	.CA	NIA	SC Affiliates, LLC	Ownership	1.000	UnitedHealth Group Incorporated	.NO	
		.00000	38-3861395				MGH/SCA, LLC	.CA	NIA	Marin Surgery Holdings, Inc.	Ownership	99.000	UnitedHealth Group Incorporated	.NO	
							MH Physician Three Holdco, a Medical								
		.00000	27-4691544				Corporation	.CA	NIA	Physician(s) Owned	Influence	0.000	UnitedHealth Group Incorporated	.NO	.1
		.00000	27-2252446				MHC Real Estate Holdings, LLC	.CA	NIA	Monarch Management Services, Inc.	Ownership	100.000	UnitedHealth Group Incorporated	.NO	
		.00000	80-0507474				MHCH, Inc.	.CA	NIA	Monarch HealthCare, A Medical Group, Inc.	Ownership	100.000	UnitedHealth Group Incorporated	.NO	.1
							MHIPA Physician Two Holdco, a Medical								
		.00000	27-4691508				Corporation	.CA	NIA	Physician(s) Owned	Influence	0.000	UnitedHealth Group Incorporated	.NO	.1
		.00000	36-4600281				Miami Surgery Center, LLC	.DE	NIA	SCA-Doral, LLC	Ownership	50.185	UnitedHealth Group Incorporated	.NO	

SCHEDULE Y
PART 1A - DETAIL OF INSURANCE HOLDING COMPANY SYSTEM

1	2	3	4	5	6	7	8	9	10	11	12	13	14	15	16
Group Code	Group Name	NAIC Company Code	ID Number	Federal RSSD	CIK	Name of Securities Exchange if Publicly Traded (U.S. or International)	Names of Parent, Subsidiaries Or Affiliates	Domi-ciliary Location	Relation-ship to Reporting Entity	Directly Controlled by (Name of Entity/Person)	Type of Control (Ownership, Board, Management, Attorney-in-Fact, Influence, Other)	If Control is Owner-ship Provide Percen-tage	Ultimate Controlling Entity(ies)/Person(s)	Is an SCA Filing Re-quired? (Yes/No)	*
.0707	UnitedHealth Group Incorporated	.66087	62-0724538				Mid-West National Life Insurance Company of Tennessee	.TX	.IA	HealthMarkets, LLC	Ownership	100.000	UnitedHealth Group Incorporated	.NO	
		.00000	20-3345412				Midlands Orthopaedics Surgery Center, LLC	.SC	.NIA	SCA-Midlands, LLC	Ownership	47.312	UnitedHealth Group Incorporated	.NO	2
		.00000	20-8103522				Midwest Center for Day Surgery, LLC	.IL	.NIA	Advocate-SCA Partners, LLC	Ownership	65.457	UnitedHealth Group Incorporated	.NO	
		.00000	83-0543458				Wile High SurgiCenter, LLC	.CO	.NIA	SCA-Denver Physicians Holdings, LLC	Ownership	100.000	UnitedHealth Group Incorporated	.NO	
		.00000	47-2117693				Mindscapes Counseling, LLC	.CT	.NIA	Refresh Connecticut LLC	Ownership	100.000	UnitedHealth Group Incorporated	.NO	1
		.00000	81-2977678				Mobile Medical Services of New Jersey, PC	.NJ	.NIA	Physician(s) Owned	Influence	0.000	UnitedHealth Group Incorporated	.NO	1
		.00000	30-0445773				Mobile Medical Services, P.C.	.NY	.NIA	Physician(s) Owned	Influence	0.000	UnitedHealth Group Incorporated	.NO	1
		.00000	63-0883553				Mobile-SC, LTD.	.AL	.NIA	SCA-Mobile, LLC	Ownership	20.000	UnitedHealth Group Incorporated	.NO	2
		.00000	85-3287029				Moen, M.D., P.C.	.CA	.NIA	Physician(s) Owned	Influence	0.000	UnitedHealth Group Incorporated	.NO	1
		.00000	22-3935634				Monarch Health Plan, Inc.	.CA	.NIA	Monarch HealthCare, A Medical Group, Inc.	Ownership	100.000	UnitedHealth Group Incorporated	.NO	1
										MH Physician Three Holdco, a Medical Corporation	Ownership	100.000	UnitedHealth Group Incorporated	.NO	1
		.00000	33-0587660				Monarch HealthCare, A Medical Group, Inc.	.CA	.NIA	Collaborative Care Holdings, LLC	Ownership	100.000	UnitedHealth Group Incorporated	.NO	
		.00000	45-3142852				Monarch Management Services, Inc.	.DE	.NIA	Physician(s) Owned	Influence	0.000	UnitedHealth Group Incorporated	.NO	1
		.00000	84-4887072				Monika Roots, M.D., P.C.	.CA	.NIA	Physician(s) Owned	Influence	0.000	UnitedHealth Group Incorporated	.NO	1
							Montgomery Surgery Center Limited Partnership								
		.00000	52-1401868				Morris County Surgical Center, LLC	.MD	.NIA	Maryland Ambulatory Centers, LLC	Ownership	51.000	UnitedHealth Group Incorporated	.NO	
		.00000	26-3513595				Mosaic Management Services, Inc.	.NJ	.NIA	SCA-Morris County, LLC	Ownership	52.662	UnitedHealth Group Incorporated	.NO	
		.00000	20-5892451				MSLA Management LLC	.CA	.NIA	Talbert Medical Group, P.C.	Ownership	100.000	UnitedHealth Group Incorporated	.NO	1
		.00000	81-1633765				Mt. Pleasant Surgery Center, L.P.	.DE	.NIA	OptumServe Health Services, Inc.	Ownership	100.000	UnitedHealth Group Incorporated	.NO	
		.00000	62-1506649				Mt. Pleasant Surgery Center, L.P.	.TN	.NIA	SCA-Mt. Pleasant, LLC	Ownership	99.000	UnitedHealth Group Incorporated	.NO	
		.00000	62-1506649					.TN	.NIA	Endoscopy Center Affiliates, Inc.	Ownership	1.000	UnitedHealth Group Incorporated	.NO	
										Esho – Empresa de Serviços Hospitalares S.A.	Ownership	100.000	UnitedHealth Group Incorporated	.NO	
		.00000	98-1285432				Murrells Inlet ASC, LLC	.BRA	.NIA	SCA Murrells Inlet, LLC	Ownership	65.000	UnitedHealth Group Incorporated	.NO	
		.00000	45-4450466				Muskogee Surgical Investors, LLC	.SC	.NIA	Surgery Center of Muskogee, LLC	Ownership	100.000	UnitedHealth Group Incorporated	.NO	
		.00000	20-4209261				Mustang Razorback Holdings, Inc.	.OK	.NIA	Optum360 Solutions, LLC	Ownership	100.000	UnitedHealth Group Incorporated	.NO	
		.00000	47-1935798				My Wellness Solutions, LLC	.DE	.NIA	OptumHealth Care Solutions, LLC	Ownership	100.000	UnitedHealth Group Incorporated	.NO	
		.00000	26-2564744				NAMM Holdings, Inc.	.DE	.NIA	Aveta Inc.	Ownership	100.000	UnitedHealth Group Incorporated	.NO	
		.00000	20-3236839				NAMM Medical Group Holdings, Inc.	.DE	.NIA	Physician(s) Owned	Influence	0.000	UnitedHealth Group Incorporated	.NO	1
		.00000	56-2627070				NAMM MGH, Inc.	.CA	.NIA	Physician(s) Owned	Influence	0.000	UnitedHealth Group Incorporated	.NO	1
.0707	UnitedHealth Group Incorporated	.98205	73-1187572				National Foundation Life Insurance Company	.CA	.NIA	Enterprise Life Insurance Company	Ownership	100.000	UnitedHealth Group Incorporated	.NO	
.0707	UnitedHealth Group Incorporated	.95251	76-0196559				National Pacific Dental, Inc.	.TX	.IA	Dental Benefit Providers, Inc.	Ownership	100.000	UnitedHealth Group Incorporated	.NO	
		.00000	36-3549627				National Surgery Centers, LLC	.DE	.NIA	Surgical Care Affiliates, LLC	Ownership	100.000	UnitedHealth Group Incorporated	.NO	
		.00000	45-3735192				Navigator Health, Inc.	.DE	.NIA	naviHealth Holdings, LLC	Ownership	100.000	UnitedHealth Group Incorporated	.NO	
		.00000	84-2283691				Naviguard, Inc.	.DE	.NIA	United HealthCare Services, Inc.	Ownership	100.000	UnitedHealth Group Incorporated	.NO	
		.00000	84-3482655				naviHealth Care at Home, LLC	.DE	.NIA	naviHealth, Inc.	Ownership	100.000	UnitedHealth Group Incorporated	.NO	
		.00000	85-0975337				naviHealth Coordinated Care SC, P.C.	.MI	.NIA	Physician(s) Owned	Influence	0.000	UnitedHealth Group Incorporated	.NO	1
		.00000	84-5020906				naviHealth Coordinated Care, LLC	.DE	.NIA	naviHealth, Inc.	Ownership	100.000	UnitedHealth Group Incorporated	.NO	
		.00000	35-2431677				naviHealth Holdings, LLC	.DE	.NIA	Nomad Buyer, Inc.	Ownership	100.000	UnitedHealth Group Incorporated	.NO	
		.00000	84-3469040				naviHealth Michigan HBPC, P.C.	.MI	.NIA	Physician(s) Owned	Influence	0.000	UnitedHealth Group Incorporated	.NO	1
		.00000	61-1669841				naviHealth SM Holdings, Inc.	.DE	.NIA	naviHealth Holdings, LLC	Ownership	100.000	UnitedHealth Group Incorporated	.NO	
		.00000	36-4719151				naviHealth, Inc.	.DE	.NIA	naviHealth Holdings, LLC	Ownership	100.000	UnitedHealth Group Incorporated	.NO	
		.00000	47-2693055				NC Center For Resiliency, PLLC	.NC	.NIA	Physician(s) Owned	Influence	0.000	UnitedHealth Group Incorporated	.NO	1
.0707	UnitedHealth Group Incorporated	.95123	65-0996107				Neighborhood Health Partnership, Inc.	.FL	.IA	UnitedHealthcare, Inc.	Ownership	100.000	UnitedHealth Group Incorporated	.NO	
		.00000	20-4755277				Netwerkes, LLC	.TN	.NIA	Optum360 Solutions, LLC	Ownership	100.000	UnitedHealth Group Incorporated	.NO	
.0707	UnitedHealth Group Incorporated	.95758	88-0228572				Nevada Pacific Dental	.NV	.IA	Dental Benefit Providers, Inc.	Ownership	100.000	UnitedHealth Group Incorporated	.NO	
		.00000	72-1267232				New Orleans Regional Physician Hospital Organization, L.L.C.	.LA	.NIA	UnitedHealthcare, Inc.	Ownership	100.000	UnitedHealth Group Incorporated	.NO	
		.00000	93-1173779				New Perspectives Center for Counseling & Therapy, L.L.C.	.OR	.NIA	Physician(s) Owned	Influence	0.000	UnitedHealth Group Incorporated	.NO	1
		.00000	84-1250135				New West Physicians, Inc.	.CO	.NIA	Newton Holdings, LLC	Ownership	100.000	UnitedHealth Group Incorporated	.NO	
		.00000	86-3891057				New York Licensed Clinical Social Work, P.C.	.NY	.NIA	Physician(s) Owned	Influence	0.000	UnitedHealth Group Incorporated	.NO	1

SCHEDULE Y
PART 1A - DETAIL OF INSURANCE HOLDING COMPANY SYSTEM

1	2	3	4	5	6	7	8	9	10	11	12	13	14	15	16
Group Code	Group Name	NAIC Company Code	ID Number	Federal RSSD	CIK	Name of Securities Exchange if Publicly Traded (U.S. or International)	Names of Parent, Subsidiaries Or Affiliates	Domi-ciliary Location	Relation-ship to Reporting Entity	Directly Controlled by (Name of Entity/Person)	Type of Control (Ownership, Board, Management, Attorney-in-Fact, Influence, Other)	If Control is Owner-ship Provide Percen-tage	Ultimate Controlling Entity(ies)/Person(s)	Is an SCA Filing Re-quired? (Yes/No)	*
		.00000	30-1080342				Newton Holdings, LLC	.DE	NIA	Collaborative Care Holdings, LLC	Ownership	80.100	UnitedHealth Group Incorporated	.NO	
		.00000	83-1111251				Nomad Buyer, Inc.	.DE	NIA	UnitedHealth Group Incorporated	Ownership	100.000	UnitedHealth Group Incorporated	.NO	
							North American Medical Management California, Inc.	.TN	NIA	NAMM Holdings, Inc.	Ownership	100.000	UnitedHealth Group Incorporated	.NO	
		.00000	33-0673955				North Dallas Surgical Center, LLC	.DE	NIA	Surgical Care Affiliates, LLC	Influence	0.000	UnitedHealth Group Incorporated	.NO	
		.00000	27-2248103				North Kitsap Ambulatory Surgery Center, LLC	.WA	NIA	SCA Pacific Surgery Holdings, LLC	Ownership	9.990	UnitedHealth Group Incorporated	.NO	2
		.00000	91-1276412				North Puget Sound Oncology Equipment Leasing Company, LLC	.WA	NIA	Everett MSO, Inc.	Ownership	71.250	UnitedHealth Group Incorporated	.NO	
		.00000	20-2564137				Northern Nevada Health Network, Inc.	.NV	NIA	Sierra Health Services, Inc.	Ownership	100.000	UnitedHealth Group Incorporated	.NO	
		.00000	88-0245121				Northern Rockies Surgery Center, L.P.	.TN	NIA	Northern Rockies Surgicenter, Inc.	Ownership	40.000	UnitedHealth Group Incorporated	.NO	2
		.00000	63-1240726				Northern Rockies Surgicenter, Inc.	.MT	NIA	National Surgery Centers, LLC	Ownership	100.000	UnitedHealth Group Incorporated	.NO	
		.00000	81-0399251				Northlight Counseling Associates, Inc.	.AZ	NIA	Physician(s) Owned	Influence	0.000	UnitedHealth Group Incorporated	.NO	1
		.00000	86-0646417				Northwest Medical Group Alliance, LLC	.WA	NIA	The Polyclinic, PLLC	Ownership	21.480	UnitedHealth Group Incorporated	.NO	1
		.00000	91-1699944				Northwest Spine and Laser Surgery Center LLC	.OR	NIA	SCA Northwest Holdings, LLC	Ownership	51.000	UnitedHealth Group Incorporated	.NO	
		.00000	45-5055997				Northwest Surgicare, LLC	.DE	NIA	Surgery Center Holding, LLC	Ownership	100.000	UnitedHealth Group Incorporated	.NO	
		.00000	37-1007387				Northwest Surgicare, Ltd., an Illinois Limited Partnership	.IL	NIA	Northwest Surgicare, LLC	Ownership	66.000	UnitedHealth Group Incorporated	.NO	
		.00000	75-2494046				Northwest Surgicare, Ltd., an Illinois Limited Partnership	.IL	NIA	Endoscopy Center Affiliates, Inc.	Ownership	1.000	UnitedHealth Group Incorporated	.NO	
		.00000	75-2494046				NPN IPA Washington, PLLC	.WA	NIA	Everett Physicians, Inc. P.S.	Ownership	100.000	UnitedHealth Group Incorporated	.NO	1
		.00000	61-1855159				NSC Greensboro West, LLC	.DE	NIA	National Surgery Centers, LLC	Ownership	49.000	UnitedHealth Group Incorporated	.NO	2
		.00000	56-1963226				NSC Greensboro, LLC	.DE	NIA	National Surgery Centers, LLC	Ownership	100.000	UnitedHealth Group Incorporated	.NO	
		.00000	56-1775016				NSC Lancaster, LLC	.DE	NIA	National Surgery Centers, LLC	Ownership	100.000	UnitedHealth Group Incorporated	.NO	
		.00000	36-4210296				NSC Seattle, Inc.	.WA	NIA	National Surgery Centers, LLC	Ownership	100.000	UnitedHealth Group Incorporated	.NO	
		.00000	91-1553479				NSC Upland, LLC	.DE	NIA	National Surgery Centers, LLC	Ownership	100.000	UnitedHealth Group Incorporated	.NO	
		.00000	33-0812824				Oakland Psychological Clinic, P.C.	.MI	NIA	Perspectives of Troy, P.C.	Ownership	100.000	UnitedHealth Group Incorporated	.NO	1
		.00000	38-2481929				OC Cardiology Practice Partners, LLC	.DE	NIA	SC Affiliates, LLC	Ownership	100.000	UnitedHealth Group Incorporated	.NO	
		.00000	83-4364718				OCC MSO, LLC	.DE	NIA	OptumCare Specialty Practices, LLC	Ownership	50.000	UnitedHealth Group Incorporated	.NO	
		.00000	84-3189778				OhioSolutions.org LLC	.OH	NIA	Refresh Mental Health, Inc.	Ownership	100.000	UnitedHealth Group Incorporated	.NO	
		.00000	45-2662292				OHR Physician Group, P.C.	.OR	NIA	Physician(s) Owned	Influence	0.000	UnitedHealth Group Incorporated	.NO	1
		.00000	93-0979031				Omesa SpA	.CHL	NIA	Vida Integra S.p.A.	Ownership	99.996	UnitedHealth Group Incorporated	.NO	
		.00000	98-1454609				Omesa SpA	.CHL	NIA	Saden S.A.	Ownership	0.004	UnitedHealth Group Incorporated	.NO	
		.00000	98-1454609				OmniClaim, LLC	.DE	NIA	Equian, LLC	Ownership	100.000	UnitedHealth Group Incorporated	.NO	
		.00000	27-0062838				Oncocare S.A.C.	.PER	NIA	Pacifico S.A. Entidad Prestadora de Salud	Ownership	80.000	UnitedHealth Group Incorporated	.NO	
		.00000	98-1456252				Ophthalmology Surgery Center of Dallas, LLC	.TX	NIA	Surgical Care Affiliates, LLC	Influence	0.000	UnitedHealth Group Incorporated	.NO	
.0707	UnitedHealth Group Incorporated	.96940	52-1518174				Optimum Choice, Inc.	.MD	IA	United HealthCare Services, Inc.	Ownership	100.000	UnitedHealth Group Incorporated	.NO	
		.00000	47-0858534	3202702			Optum Bank, Inc.	.UT	NIA	Optum Financial, Inc.	Ownership	100.000	UnitedHealth Group Incorporated	.NO	
		.00000	36-3437660				Optum Biometrics, Inc.	.IL	NIA	OptumHealth Care Solutions, LLC	Ownership	100.000	UnitedHealth Group Incorporated	.NO	
		.00000	45-3143218				Optum Care Networks, Inc.	.DE	NIA	Collaborative Care Holdings, LLC	Ownership	100.000	UnitedHealth Group Incorporated	.NO	
		.00000	13-4138665				Optum Care of New York Management, Inc.	.NY	NIA	Inspiris, Inc.	Ownership	100.000	UnitedHealth Group Incorporated	.NO	
		.00000	26-0683057				Optum Care Services Company	.TN	NIA	Inspiris, Inc.	Ownership	100.000	UnitedHealth Group Incorporated	.NO	
		.00000	83-1959511				Optum Care, Inc.	.DE	NIA	Collaborative Care Services, Inc.	Ownership	100.000	UnitedHealth Group Incorporated	.NO	
		.00000	75-2778455				Optum Clinic, P.A.	.TX	NIA	Physician(s) Owned	Influence	0.000	UnitedHealth Group Incorporated	.NO	1
		.00000	88-1704725				Optum Clinics Holding Company, Inc.	.DE	NIA	Collaborative Care Holdings, LLC	Ownership	100.000	UnitedHealth Group Incorporated	.NO	
		.00000	37-1782217				Optum Clinics Holdings, Inc.	.DE	NIA	Collaborative Care Holdings, LLC	Ownership	100.000	UnitedHealth Group Incorporated	.NO	
		.00000	38-3969193				Optum Clinics Intermediate Holdings, Inc.	.DE	NIA	Optum Clinics Holdings, Inc.	Ownership	100.000	UnitedHealth Group Incorporated	.NO	
		.00000	20-3253658				Optum Compounding Services, LLC	.AZ	NIA	Optum Pharmacy 801, Inc.	Ownership	100.000	UnitedHealth Group Incorporated	.NO	
		.00000					Optum Digital Health Holdings, LLC	.DE	NIA	Consumer Wellness Solutions, Inc.	Ownership	100.000	UnitedHealth Group Incorporated	.NO	
		.00000	46-1981651				Optum Direct To Consumer, Inc.	.DE	NIA	Optum, Inc.	Ownership	100.000	UnitedHealth Group Incorporated	.NO	
		.00000	47-0858530				Optum Financial, Inc.	.DE	NIA	OptumHealth Holdings, LLC	Ownership	100.000	UnitedHealth Group Incorporated	.NO	
		.00000	85-2786455				Optum Frontier Therapies Holdings, LLC	.DE	NIA	Optum, Inc.	Ownership	100.000	UnitedHealth Group Incorporated	.NO	
		.00000	45-2532834				Optum Frontier Therapies II, LLC	.NV	NIA	Optum Frontier Therapies Holdings, LLC	Ownership	100.000	UnitedHealth Group Incorporated	.NO	
		.00000	45-2301399				Optum Frontier Therapies, LLC	.MI	NIA	Optum Frontier Therapies Holdings, LLC	Ownership	100.000	UnitedHealth Group Incorporated	.NO	

SCHEDULE Y
PART 1A - DETAIL OF INSURANCE HOLDING COMPANY SYSTEM

1	2	3	4	5	6	7	8	9	10	11	12	13	14	15	16
Group Code	Group Name	NAIC Company Code	ID Number	Federal RSSD	CIK	Name of Securities Exchange if Publicly Traded (U.S. or International)	Names of Parent, Subsidiaries Or Affiliates	Domi-ciliary Location	Relation-ship to Reporting Entity	Directly Controlled by (Name of Entity/Person)	Type of Control (Ownership, Board, Management, Attorney-in-Fact, Influence, Other)	If Control is Owner-ship Provide Percen-tage	Ultimate Controlling Entity(ies)/Person(s)	Is an SCA Filing Re-quired? (Yes/No)	*
		.00000	87-1335182				Optum Genomics, Inc.	.DE	NIA	United HealthCare Services, Inc.	Ownership	100.000	UnitedHealth Group Incorporated	.NO	
		.00000	98-1103015				Optum Global Solutions (India) Private Limited	.IND	NIA	UnitedHealth International, Inc.	Ownership	0.001	UnitedHealth Group Incorporated	.NO	
		.00000	98-1103015				Optum Global Solutions (India) Private Limited	.IND	NIA	Optum Global Solutions International B.V.	Ownership	99.999	UnitedHealth Group Incorporated	.NO	
		.00000	98-1097776				Optum Global Solutions (Philippines), Inc.	.PHL	NIA	Optum Global Solutions International B.V.	Ownership	99.991	UnitedHealth Group Incorporated	.NO	
		.00000	98-1201187				Optum Global Solutions Colombia S.A.S.	.COL	NIA	Bordeaux UK Holdings II Limited	Ownership	100.000	UnitedHealth Group Incorporated	.NO	
		.00000	98-1201187				Optum Global Solutions International B.V.	.NLD	NIA	OptumHealth International B.V.	Ownership	2.520	UnitedHealth Group Incorporated	.NO	
		.00000	98-1201187				Optum Global Solutions International B.V.	.NLD	NIA	Optum Technology, LLC	Ownership	97.480	UnitedHealth Group Incorporated	.NO	
		.00000	04-3574101				Optum Government Solutions, Inc.	.DE	NIA	OptumInsight, Inc.	Ownership	100.000	UnitedHealth Group Incorporated	.NO	
		.00000	30-0226127				Optum Growth Partners Holdings, Inc.	.DE	NIA	Optum, Inc.	Ownership	100.000	UnitedHealth Group Incorporated	.NO	
		.00000	84-3719654				Optum Growth Partners, LLC	.DE	NIA	Optum Growth Partners Holdings, Inc.	Ownership	100.000	UnitedHealth Group Incorporated	.NO	
		.00000					Optum Health & Technology (Hong Kong) Limited	.HKG	NIA	OptumHealth International B.V.	Ownership	100.000	UnitedHealth Group Incorporated	.NO	
		.00000	98-1095799				Optum Health & Technology (India) Private Limited	.IND	NIA	OptumHealth International B.V.	Ownership	99.999	UnitedHealth Group Incorporated	.NO	
		.00000	98-1095799				Optum Health & Technology (India) Private Limited	.IND	NIA	United Behavioral Health	Ownership	0.001	UnitedHealth Group Incorporated	.NO	
		.00000	98-1097886				Optum Health & Technology (Singapore) Pte. Ltd.	.SGP	NIA	OptumHealth International B.V.	Ownership	100.000	UnitedHealth Group Incorporated	.NO	
		.00000	20-2149493				Optum Health & Technology (US), LLC	.MO	NIA	OptumHealth Holdings, LLC	Ownership	100.000	UnitedHealth Group Incorporated	.NO	
		.00000	43-1747235				Optum Health & Technology Holdings (US), Inc.	.MO	NIA	Optum, Inc.	Ownership	100.000	UnitedHealth Group Incorporated	.NO	
		.00000	98-1184561				Optum Health & Technology Serviços do Brasil Ltda.	.BRA	NIA	OptumInsight, Inc.	Ownership	0.002	UnitedHealth Group Incorporated	.NO	
		.00000	98-1184561				Optum Health & Technology Serviços do Brasil Ltda.	.BRA	NIA	Optum Global Solutions International B.V.	Ownership	99.998	UnitedHealth Group Incorporated	.NO	
		.00000	46-2385459				Optum Health Plan of California	.DE	NIA	OptumCare Holdings, LLC	Ownership	100.000	UnitedHealth Group Incorporated	.NO	
		.00000	98-1097921				Optum Health Services (Canada) Ltd.	.CAN	NIA	Optum Health & Technology Holdings (US), Inc.	Ownership	100.000	UnitedHealth Group Incorporated	.NO	
		.00000	98-1406274				Optum Health Solutions (Australia) Pty Ltd.	.AUS	NIA	Optum UK Solutions Group Limited	Ownership	100.000	UnitedHealth Group Incorporated	.NO	
		.00000	98-1147355				Optum Health Solutions (UK) Limited	.GBR	NIA	Optum UK Solutions Group Limited	Ownership	100.000	UnitedHealth Group Incorporated	.NO	
		.00000	58-2068880				Optum Healthcare of Illinois, Inc.	.GA	NIA	Optum Women's and Children's Health, LLC	Ownership	100.000	UnitedHealth Group Incorporated	.NO	
		.00000	20-0212381				Optum Hospice Pharmacy Services, LLC	.DE	NIA	OptumRx Health Solutions, LLC	Ownership	100.000	UnitedHealth Group Incorporated	.NO	
		.00000	11-2997132				Optum Infusion Services 100, Inc.	.NY	NIA	Optum Infusion Services 500, Inc.	Ownership	100.000	UnitedHealth Group Incorporated	.NO	
		.00000	11-3485985				Optum Infusion Services 101, Inc.	.NY	NIA	Optum Infusion Services 100, Inc.	Ownership	100.000	UnitedHealth Group Incorporated	.NO	
		.00000	27-1533840				Optum Infusion Services 103, LLC	.DE	NIA	Serquinox Holdings LLC	Ownership	100.000	UnitedHealth Group Incorporated	.NO	
		.00000	57-0861358				Optum Infusion Services 200, Inc.	.SC	NIA	Ambient Healthcare, Inc.	Ownership	100.000	UnitedHealth Group Incorporated	.NO	
		.00000	55-0802777				Optum Infusion Services 201, Inc.	.FL	NIA	Ambient Healthcare, Inc.	Ownership	100.000	UnitedHealth Group Incorporated	.NO	
		.00000	20-4881413				Optum Infusion Services 202, Inc.	.FL	NIA	Ambient Healthcare, Inc.	Ownership	100.000	UnitedHealth Group Incorporated	.NO	
		.00000	33-1012700				Optum Infusion Services 203, Inc.	.FL	NIA	Ambient Healthcare, Inc.	Ownership	100.000	UnitedHealth Group Incorporated	.NO	
		.00000	55-0802774				Optum Infusion Services 204, Inc.	.FL	NIA	Ambient Healthcare, Inc.	Ownership	100.000	UnitedHealth Group Incorporated	.NO	
		.00000	26-3738273				Optum Infusion Services 205, Inc.	.FL	NIA	Ambient Healthcare, Inc.	Ownership	100.000	UnitedHealth Group Incorporated	.NO	
		.00000	63-1284325				Optum Infusion Services 206, Inc.	.AL	NIA	Ambient Healthcare, Inc.	Ownership	100.000	UnitedHealth Group Incorporated	.NO	
		.00000	63-0964525				Optum Infusion Services 207, Inc.	.AL	NIA	Optum Infusion Services 206, Inc.	Ownership	100.000	UnitedHealth Group Incorporated	.NO	
		.00000	20-4963945				Optum Infusion Services 208, Inc.	.NC	NIA	Ambient Healthcare, Inc.	Ownership	100.000	UnitedHealth Group Incorporated	.NO	
		.00000	55-0802779				Optum Infusion Services 209, Inc.	.GA	NIA	Ambient Healthcare, Inc.	Ownership	100.000	UnitedHealth Group Incorporated	.NO	
		.00000	75-2196224				Optum Infusion Services 301, LP	.OK	NIA	Optum Infusion Services 500, Inc.	Ownership	99.950	UnitedHealth Group Incorporated	.NO	
		.00000	75-2196224				Optum Infusion Services 301, LP	.OK	NIA	Optum Infusion Services 305, LLC	Ownership	0.050	UnitedHealth Group Incorporated	.NO	
		.00000	27-0668812				Optum Infusion Services 302, LLC	.NE	NIA	Optum Infusion Services 500, Inc.	Ownership	100.000	UnitedHealth Group Incorporated	.NO	
		.00000	26-2565032				Optum Infusion Services 305, LLC	.DE	NIA	Optum Infusion Services 500, Inc.	Ownership	100.000	UnitedHealth Group Incorporated	.NO	
		.00000	20-3741084				Optum Infusion Services 308, LLC	.AZ	NIA	SCP Specialty Infusion, LLC	Ownership	100.000	UnitedHealth Group Incorporated	.NO	
		.00000	02-0653265				Optum Infusion Services 401, LLC	.CA	NIA	SCP Specialty Infusion, LLC	Ownership	100.000	UnitedHealth Group Incorporated	.NO	
		.00000	26-4312858				Optum Infusion Services 402, LLC	.CA	NIA	SCP Specialty Infusion, LLC	Ownership	100.000	UnitedHealth Group Incorporated	.NO	

SCHEDULE Y
PART 1A - DETAIL OF INSURANCE HOLDING COMPANY SYSTEM

1	2	3	4	5	6	7	8	9	10	11	12	13	14	15	16
Group Code	Group Name	NAIC Company Code	ID Number	Federal RSSD	CIK	Name of Securities Exchange if Publicly Traded (U.S. or International)	Names of Parent, Subsidiaries Or Affiliates	Domi-ciliary Location	Relation-ship to Reporting Entity	Directly Controlled by (Name of Entity/Person)	Type of Control (Ownership, Board, Management, Attorney-in-Fact, Influence, Other)	If Control is Owner-ship Provide Percen-tage	Ultimate Controlling Entity(ies)/Person(s)	Is an SCA Filing Re-quired? (Yes/No)	*
0707	UnitedHealth Group Incorporated	.00000	47-0941801				Optum Infusion Services 403, LLC	.CA	NIA	SOP Specialty Infusion, LLC	Ownership	100.000	UnitedHealth Group Incorporated	.NO	
		.00000	93-1103256				Optum Infusion Services 404, LLC	.OR	NIA	SOP Specialty Infusion, LLC	Ownership	100.000	UnitedHealth Group Incorporated	.NO	
		.00000	27-3918706				Optum Infusion Services 500, Inc.	.DE	NIA	AxelaCare, LLC	Ownership	100.000	UnitedHealth Group Incorporated	.NO	
		.00000	84-2822134				Optum Infusion Services 501, Inc.	.DE	NIA	Optum Infusion Services 500, Inc.	Ownership	100.000	UnitedHealth Group Incorporated	.NO	
		.00000	01-0808529				Optum Infusion Services 550, LLC	.DE	NIA	Diplomat Blocker, LLC	Ownership	100.000	UnitedHealth Group Incorporated	.NO	
		.00000	04-3041221				Optum Infusion Services 551, LLC	.CT	NIA	Diplomat Pharmacy, Inc.	Ownership	100.000	UnitedHealth Group Incorporated	.NO	
		.00000	02-0651651				Optum Infusion Services 553, LLC	.NC	NIA	Diplomat Pharmacy, Inc.	Ownership	100.000	UnitedHealth Group Incorporated	.NO	
		.00000	46-3275933				Optum Infusion Services 554, Inc.	.NY	NIA	Diplomat Pharmacy, Inc.	Ownership	100.000	UnitedHealth Group Incorporated	.NO	
		.69647	31-0628424				Optum Insurance of Ohio, Inc.	.OH	.IA	OptumRx PBM of Maryland, LLC	Ownership	100.000	UnitedHealth Group Incorporated	.NO	
		.00000	46-1615964				Optum Labs Topaz, Inc.	.DE	NIA	Optum, Inc.	Ownership	100.000	UnitedHealth Group Incorporated	.NO	
		.00000					Optum Labs, Inc.	.PHL	NIA	Optum Labs, LLC	Ownership	99.988	UnitedHealth Group Incorporated	.NO	
		.00000	41-1934238				Optum Labs, LLC	.DE	NIA	United HealthCare Services, Inc.	Ownership	100.000	UnitedHealth Group Incorporated	.NO	
		.00000	98-1209730				Optum Life Sciences (Canada) Inc.	.CAN	NIA	OptumInsight Life Sciences, Inc.	Ownership	100.000	UnitedHealth Group Incorporated	.NO	
							Optum Management Consulting (Shanghai) Co., Ltd.	.CHN	NIA	Optum Health & Technology Holdings (US), Inc.	Ownership	100.000	UnitedHealth Group Incorporated	.NO	
		.00000	98-1098190				Optum Medical Services of California, P.C.	.CA	NIA	Physician(s) Owned	Influence	0.000	UnitedHealth Group Incorporated	.NO	.1
		.00000	45-5424191				Optum Medical Services of Colorado, P.C.	.CO	NIA	Physician(s) Owned	Influence	0.000	UnitedHealth Group Incorporated	.NO	.1
		.00000	45-3866363				Optum Medical Services, P.C.	.NC	NIA	Physician(s) Owned	Influence	0.000	UnitedHealth Group Incorporated	.NO	.1
		.11068	30-0029448				Optum Networks of New Jersey, Inc.	.DE	.IA	OrthoNet Holdings, Inc.	Ownership	100.000	UnitedHealth Group Incorporated	.NO	
		.00000	58-1873062				Optum of New York, Inc.	.NY	NIA	Optum Women's and Children's Health, LLC	Ownership	100.000	UnitedHealth Group Incorporated	.NO	
0707	UnitedHealth Group Incorporated						Optum Operations (Ireland) Unlimited Company			UnitedHealthcare International VII S.à r.l.					
		.00000	98-1097761				Optum Oregon MSO, LLC	.IRL	NIA		Ownership	100.000	UnitedHealth Group Incorporated	.NO	
		.00000	85-3355553				Optum Palliative and Hospice Care of Pennsylvania, Inc.	.DE	NIA	Collaborative Care Holdings, LLC	Ownership	100.000	UnitedHealth Group Incorporated	.NO	
							Optum Palliative and Hospice Care of Texas, Inc.	.TN	NIA	Hospice Inspiris Holdings, Inc.	Ownership	100.000	UnitedHealth Group Incorporated	.NO	
		.00000	20-8911466				Optum Perks LLC	.TN	NIA	Hospice Inspiris Holdings, Inc.	Ownership	100.000	UnitedHealth Group Incorporated	.NO	
		.00000	45-3629080				Optum Pharma Services Holdings, Inc.	.DE	NIA	OptumRx PBM of Illinois, Inc.	Ownership	100.000	UnitedHealth Group Incorporated	.NO	
		.00000	87-1235240				Optum Pharmacy 601, LLC	.DE	NIA	Optum, Inc.	Ownership	100.000	UnitedHealth Group Incorporated	.NO	
		.00000	36-4435924				Optum Pharmacy 700, LLC	.FL	NIA	Apothecary Holdings, Inc.	Ownership	100.000	UnitedHealth Group Incorporated	.NO	
		.00000	82-4030553				Optum Pharmacy 701, LLC	.DE	NIA	OptumRx Administrative Services, LLC	Ownership	100.000	UnitedHealth Group Incorporated	.NO	
		.00000	84-2827343				Optum Pharmacy 702, LLC	.DE	NIA	OptumRx Administrative Services, LLC	Ownership	100.000	UnitedHealth Group Incorporated	.NO	
		.00000	46-2731176				Optum Pharmacy 704, Inc.	.IN	NIA	OptumRx PBM of Illinois, Inc.	Ownership	100.000	UnitedHealth Group Incorporated	.NO	
		.00000	20-2719823				Optum Pharmacy 705, LLC	.TX	NIA	BrioRx of Florida, Inc.	Ownership	100.000	UnitedHealth Group Incorporated	.NO	
		.00000	55-0824381				Optum Pharmacy 706, Inc.	.AL	NIA	BrioRx of Maine, Inc.	Ownership	100.000	UnitedHealth Group Incorporated	.NO	
		.00000	74-3103518				Optum Pharmacy 707, Inc.	.NY	NIA	Salveo Specialty Pharmacy, Inc.	Ownership	100.000	UnitedHealth Group Incorporated	.NO	
		.00000	20-4515146				Optum Pharmacy 800, Inc.	.CA	NIA	Salveo Specialty Pharmacy, Inc.	Ownership	100.000	UnitedHealth Group Incorporated	.NO	
		.00000	27-2869469				Optum Pharmacy 801, Inc.	.AZ	NIA	Apothecary Holdings, Inc.	Ownership	100.000	UnitedHealth Group Incorporated	.NO	
		.00000	13-4318552				Optum Pharmacy 803, Inc.	.AZ	NIA	Apothecary Holdings, Inc.	Ownership	100.000	UnitedHealth Group Incorporated	.NO	
		.00000	26-4241458				Optum Pharmacy 805, Inc.	.AZ	NIA	Apothecary Holdings, Inc.	Ownership	100.000	UnitedHealth Group Incorporated	.NO	
		.00000	26-0583808				Optum Pharmacy 806, Inc.	.AZ	NIA	Apothecary Holdings, Inc.	Ownership	100.000	UnitedHealth Group Incorporated	.NO	
		.00000	27-0121303				Optum Public Sector Solutions, Inc.	.CA	NIA	Apothecary Holdings, Inc.	Ownership	100.000	UnitedHealth Group Incorporated	.NO	
		.00000	20-4581265				Optum Rocket, LLC	.DE	NIA	OptumInsight, Inc.	Ownership	100.000	UnitedHealth Group Incorporated	.NO	
		.00000	46-3328009				Optum Senior Services, LLC	.DE	NIA	OptumInsight, Inc.	Ownership	100.000	UnitedHealth Group Incorporated	.NO	
0707	UnitedHealth Group Incorporated	.00000	26-0543382				Optum Services (Ireland) Limited	.AL	NIA	Optum Hospice Pharmacy Services, LLC	Ownership	100.000	UnitedHealth Group Incorporated	.NO	
							Optum Services (Ireland) Unlimited Company			Optum Operations (Ireland) Unlimited Company	Ownership	100.000	UnitedHealth Group Incorporated	.NO	
		.00000	98-1307821				Optum Services (Puerto Rico) LLC	.IRL	NIA	Optum, Inc.	Ownership	100.000	UnitedHealth Group Incorporated	.NO	
		.00000	66-0870003				Optum Services, Inc.	.PRI	NIA	UnitedHealthcare International III B.V.	Ownership	100.000	UnitedHealth Group Incorporated	.NO	
		.00000	45-4683454					.DE	NIA	Optum Health & Technology Holdings (US), Inc.	Ownership	100.000	UnitedHealth Group Incorporated	.NO	
		.00000	98-0644599				Optum Solutions UK Holdings Limited	.GBR	NIA	Optum Health & Technology Holdings (US), Inc.	Ownership	100.000	UnitedHealth Group Incorporated	.NO	
		.00000	88-0722620				Optum Specialty Distribution Holdings, LLC	.NV	NIA	Optum, Inc.	Ownership	100.000	UnitedHealth Group Incorporated	.NO	
		.00000	46-5713629				Optum Technology, LLC	.DE	NIA	OptumInsight, Inc.	Ownership	100.000	UnitedHealth Group Incorporated	.NO	
		.00000	98-1097769				Optum UK Solutions Group Limited	.GBR	NIA	Optum Solutions UK Holdings Limited	Ownership	100.000	UnitedHealth Group Incorporated	.NO	

SCHEDULE Y
PART 1A - DETAIL OF INSURANCE HOLDING COMPANY SYSTEM

1	2	3	4	5	6	7	8	9	10	11	12	13	14	15	16
Group Code	Group Name	NAIC Company Code	ID Number	Federal RSSD	CIK	Name of Securities Exchange if Publicly Traded (U.S. or International)	Names of Parent, Subsidiaries Or Affiliates	Domi-ciliary Location	Relation-ship to Reporting Entity	Directly Controlled by (Name of Entity/Person)	Type of Control (Ownership, Board, Management, Attorney-in-Fact, Influence, Other)	If Control is Owner-ship Provide Percen-tage	Ultimate Controlling Entity(ies)/Person(s)	Is an SCA Filing Re-quired? (Yes/No)	*
		.00000					Optum Venture Global Partners II, LP	DE	NIA	Optum, Inc.	Ownership	99.000	UnitedHealth Group Incorporated	.NO.	
		.00000					Optum Venture Global Partners, LP	DE	NIA	Optum, Inc.	Ownership	99.000	UnitedHealth Group Incorporated	.NO.	
		.00000	83-2512708				Optum Venture Partners II, LP	DE	NIA	Optum, Inc.	Ownership	99.000	UnitedHealth Group Incorporated	.NO.	
		.00000					Optum Venture Partners III, LP	DE	NIA	Optum, Inc.	Ownership	99.000	UnitedHealth Group Incorporated	.NO.	
		.00000					Optum Venture Partners, LP	DE	NIA	Optum, Inc.	Ownership	99.000	UnitedHealth Group Incorporated	.NO.	
		.00000	85-0735012				Optum Washington Network, LLC	WA	NIA	Collaborative Care Holdings, LLC	Ownership	93.000	UnitedHealth Group Incorporated	.NO.	
		.00000	58-2205984				Optum Women's and Children's Health, LLC	DE	NIA	My Wellness Solutions, LLC	Ownership	100.000	UnitedHealth Group Incorporated	.NO.	
		.00000	30-0580620				Optum, Inc.	DE	NIA	United HealthCare Services, Inc.	Ownership	100.000	UnitedHealth Group Incorporated	.NO.	
		.00000	46-3983926				Optum360 Services, Inc.	DE	NIA	Optum Rocket, LLC	Ownership	100.000	UnitedHealth Group Incorporated	.NO.	
		.00000	82-3446942				Optum360 Solutions, LLC	DE	NIA	OptumInsight, Inc.	Ownership	100.000	UnitedHealth Group Incorporated	.NO.	
		.00000	46-3328307				Optum360, LLC	DE	NIA	Optum Rocket, LLC	Ownership	95.850	UnitedHealth Group Incorporated	.NO.	
		.00000	30-0940296				OptumCare ACO New Mexico, LLC	DE	NIA	OptumCare New Mexico, LLC	Ownership	100.000	UnitedHealth Group Incorporated	.NO.	
		.00000	83-3608739				OptumCare ACO West, LLC	DE	NIA	Collaborative Care Holdings, LLC	Ownership	100.000	UnitedHealth Group Incorporated	.NO.	
		.00000	47-1422097				OptumCare Clinical Trials, LLC	DE	NIA	OptumCare Holdings, LLC	Ownership	100.000	UnitedHealth Group Incorporated	.NO.	
		.00000	35-2597463				OptumCare Colorado ASC, LLC	CO	NIA	OptumCare Colorado, LLC	Ownership	100.000	UnitedHealth Group Incorporated	.NO.	
		.00000	47-2218380				OptumCare Colorado Springs, LLC	CO	NIA	OptumCare Holdings Colorado, LLC	Ownership	100.000	UnitedHealth Group Incorporated	.NO.	
		.00000	47-2196783				OptumCare Colorado, LLC	CO	NIA	OptumCare Management, LLC	Ownership	100.000	UnitedHealth Group Incorporated	.NO.	
		.00000	26-1508741				OptumCare Endoscopy Center New Mexico, LLC	NM	NIA	OptumCare New Mexico, LLC	Ownership	100.000	UnitedHealth Group Incorporated	.NO.	
		.00000	82-2227280				OptumCare Florida CI, LLC	DE	NIA	OptumCare Florida, LLC	Ownership	100.000	UnitedHealth Group Incorporated	.NO.	
		.00000	87-0408859				OptumCare Florida, LLC	DE	NIA	OptumCare Holdings, LLC	Ownership	100.000	UnitedHealth Group Incorporated	.NO.	
		.00000	30-0999065				OptumCare Holdings Colorado, LLC	CO	NIA	OptumCare Colorado, LLC	Ownership	85.000	UnitedHealth Group Incorporated	.NO.	
		.00000	56-2592163				OptumCare Holdings, LLC	CA	NIA	Collaborative Care Holdings, LLC	Ownership	100.000	UnitedHealth Group Incorporated	.NO.	
		.00000	95-4509662				OptumCare Management, LLC	CA	NIA	OptumCare Holdings, LLC	Ownership	100.000	UnitedHealth Group Incorporated	.NO.	
		.00000	20-4043287				OptumCare New Mexico, LLC	DE	NIA	OptumCare Management, LLC	Ownership	100.000	UnitedHealth Group Incorporated	.NO.	
		.00000	13-4138668				OptumCare New York IPA, Inc.	NY	NIA	Inspiris, Inc.	Ownership	100.000	UnitedHealth Group Incorporated	.NO.	
		.00000	93-1306308				OptumCare Portland, LLC	OR	NIA	Optum Oregon MSO, LLC	Ownership	100.000	UnitedHealth Group Incorporated	.NO.	
		.00000	45-3462809				OptumCare South Florida, LLC	FL	NIA	OptumCare Management, LLC	Ownership	100.000	UnitedHealth Group Incorporated	.NO.	
		.00000	84-3504842				OptumCare Specialty Practices, LLC	DE	NIA	SC Affiliates, LLC	Ownership	100.000	UnitedHealth Group Incorporated	.NO.	
		.00000	41-1591944				OptumHealth Care Solutions, LLC	DE	NIA	OptumInsight, Inc.	Ownership	100.000	UnitedHealth Group Incorporated	.NO.	
		.00000	47-1192395				OptumHealth Holdings, LLC	DE	NIA	Optum, Inc.	Ownership	100.000	UnitedHealth Group Incorporated	.NO.	
		.00000	98-1106868				OptumHealth International B.V.	NLD	NIA	Catamaran S.à.r.l.	Ownership	100.000	UnitedHealth Group Incorporated	.NO.	
		.00000					OptumInsight Holdings, LLC	DE	NIA	Optum, Inc.	Ownership	100.000	UnitedHealth Group Incorporated	.NO.	
		.00000	98-1401978				OptumInsight India Private Limited	IND	NIA	UnitedHealth International, Inc.	Ownership	0.093	UnitedHealth Group Incorporated	.NO.	
		.00000	98-1401978				OptumInsight India Private Limited	IND	NIA	Optum Global Solutions (India) Private Limited	Ownership	99.907	UnitedHealth Group Incorporated	.NO.	
		.00000	04-3383745				OptumInsight Life Sciences, Inc.	DE	NIA	OptumInsight, Inc.	Ownership	100.000	UnitedHealth Group Incorporated	.NO.	
		.00000	41-1858498				OptumInsight, Inc.	DE	NIA	OptumInsight Holdings, LLC	Ownership	100.000	UnitedHealth Group Incorporated	.NO.	
		.00000	75-2578509				OptumRx Administrative Services, LLC	TX	NIA	OptumRx Holdings I, LLC	Ownership	100.000	UnitedHealth Group Incorporated	.NO.	
		.00000	31-1728846				OptumRx Discount Card Services, LLC	DE	NIA	OptumRx PBM of Illinois, Inc.	Ownership	100.000	UnitedHealth Group Incorporated	.NO.	
		.00000	47-4734235				OptumRx Group Holdings, Inc.	DE	NIA	Optum, Inc.	Ownership	100.000	UnitedHealth Group Incorporated	.NO.	
		.00000	46-0666840				OptumRx Health Solutions, LLC	DE	NIA	OptumRx Administrative Services, LLC	Ownership	100.000	UnitedHealth Group Incorporated	.NO.	
		.00000	80-0870454				OptumRx Holdings I, LLC	DE	NIA	OptumRx Group Holdings, Inc.	Ownership	100.000	UnitedHealth Group Incorporated	.NO.	
		.00000					OptumRx Holdings, LLC	DE	NIA	Optum, Inc.	Ownership	100.000	UnitedHealth Group Incorporated	.NO.	
		.00000	34-1472211				OptumRx Home Delivery of Ohio, LLC	OH	NIA	OptumRx Health Solutions, LLC	Ownership	100.000	UnitedHealth Group Incorporated	.NO.	
		.00000	20-0218027				OptumRx IPA III, Inc.	NY	NIA	OptumRx PBM of Maryland, LLC	Ownership	100.000	UnitedHealth Group Incorporated	.NO.	
		.00000	20-0151096				OptumRx NY IPA, Inc.	NY	NIA	OptumRx, Inc.	Ownership	100.000	UnitedHealth Group Incorporated	.NO.	
		.00000	27-3419292				OptumRx of Pennsylvania, LLC	DE	NIA	OptumRx Health Solutions, LLC	Ownership	100.000	UnitedHealth Group Incorporated	.NO.	
		.00000	11-2581812				OptumRx PBM of Illinois, Inc.	DE	NIA	OptumRx Administrative Services, LLC	Ownership	100.000	UnitedHealth Group Incorporated	.NO.	
		.00000	88-0361447				OptumRx PBM of Maryland, LLC	NV	NIA	OptumRx Health Solutions, LLC	Ownership	100.000	UnitedHealth Group Incorporated	.NO.	
		.00000	03-0592263				OptumRx PBM of Pennsylvania, LLC	PA	NIA	OptumRx of Pennsylvania, LLC	Ownership	100.000	UnitedHealth Group Incorporated	.NO.	
		.00000	38-3693753				OptumRx PBM of Wisconsin, LLC	WI	NIA	OptumRx PBM of Illinois, Inc.	Ownership	100.000	UnitedHealth Group Incorporated	.NO.	
		.00000	16-1767416				OptumRx PD of Pennsylvania, LLC	PA	NIA	OptumRx of Pennsylvania, LLC	Ownership	100.000	UnitedHealth Group Incorporated	.NO.	
		.00000	88-0373347				OptumRx Pharmacy of Nevada, Inc.	NV	NIA	OptumRx Health Solutions, LLC	Ownership	100.000	UnitedHealth Group Incorporated	.NO.	
		.00000	47-3146510				OptumRx Pharmacy, Inc.	DE	NIA	OptumRx, Inc.	Ownership	100.000	UnitedHealth Group Incorporated	.NO.	

SCHEDULE Y
PART 1A - DETAIL OF INSURANCE HOLDING COMPANY SYSTEM

1	2	3	4	5	6	7	8	9	10	11	12 Type of Control (Ownership, Board, Management, Attorney-in-Fact, Influence, Other)	13 If Control is Owner- ship Provide Percent- age	14 Ultimate Controlling Entity(ies)/Person(s)	15 Is an SCA Filing Re- quired? (Yes/No)	16 *
Group Code	Group Name	NAIC Company Code	ID Number	Federal RSSD	CIK	Name of Securities Exchange if Publicly Traded (U.S. or International)	Names of Parent, Subsidiaries Or Affiliates	Domi- ciliary Loca- tion	Relation- ship to Reporting Entity	Directly Controlled by (Name of Entity/Person)					
		.00000	33-0441200				OptumRx, Inc.	.CA	.NIA	OptumRx Holdings, LLC	Ownership	100.000	UnitedHealth Group Incorporated	.NO	
		.00000	39-1974851				OptumServe Health Services, Inc.	.WI	.NIA	OptumHealth Holdings, LLC	Ownership	100.000	UnitedHealth Group Incorporated	.NO	
		.00000	52-2016292				OptumServe Technology Services, Inc.	.MD	.NIA	OptumInsight, Inc.	Ownership	100.000	UnitedHealth Group Incorporated	.NO	
		.00000	27-3674492				Oregon Healthcare Resources, LLC	.OR	.NIA	CHR Physician Group, P.C.	Ownership	100.000	UnitedHealth Group Incorporated	.NO	.1
		.00000	22-3883387				Oregon Outpatient Surgery Center, LLC	.OR	.NIA	Providence & SCA Off-Campus Holdings, LLC	Ownership	51.180	UnitedHealth Group Incorporated	.NO	.2
		.00000	20-2404191				Oren Meyers, Ph.D., LLC	.OH	.NIA	OhioSolutions.org LLC	Ownership	100.000	UnitedHealth Group Incorporated	.NO	
		.00000	59-3125869				Orlando Center for Outpatient Surgery, L.P.	.GA	.NIA	Surgical Health, LLC	Ownership	7.864	UnitedHealth Group Incorporated	.NO	
		.00000	59-3125869				Orlando Center for Outpatient Surgery, L.P.	.GA	.NIA	Surgical Health Of Orlando, LLC	Ownership	51.000	UnitedHealth Group Incorporated	.NO	
		.00000	46-2742615				Orthology Inc.	.DE	.NIA	ProHEALTH Medical Management, LLC	Ownership	100.000	UnitedHealth Group Incorporated	.NO	
		.00000	13-3960641				OrthoNet Holdings, Inc.	.DE	.NIA	OptumHealth Care Solutions, LLC	Ownership	100.000	UnitedHealth Group Incorporated	.NO	
		.00000	13-3818652				OrthoNet LLC	.NY	.NIA	OrthoNet Holdings, Inc.	Ownership	100.000	UnitedHealth Group Incorporated	.NO	
		.00000	13-4025898				OrthoNet New York IPA, Inc.	.NY	.NIA	OrthoNet Holdings, Inc.	Ownership	100.000	UnitedHealth Group Incorporated	.NO	
		.00000	26-2884306				OrthoNet of the South, Inc.	.DE	.NIA	OrthoNet Holdings, Inc.	Ownership	100.000	UnitedHealth Group Incorporated	.NO	
		.00000	20-0221966				OrthoNet West, Inc.	.DE	.NIA	OrthoNet Holdings, Inc.	Ownership	100.000	UnitedHealth Group Incorporated	.NO	
							Orthopedic Surgery Center of Palm Beach County, LLC	.FL	.NIA	SCA-Palm Beach, LLC	Ownership	26.500	UnitedHealth Group Incorporated	.NO	.2
		.00000	85-2357227				OrthoWest MSO, LLC	.DE	.NIA	OptumCare Specialty Practices, LLC	Ownership	50.000	UnitedHealth Group Incorporated	.NO	
		.00000	98-1284698				OSB – Tecnologia e Serviços de Suporte Lda.	.BRA	.NIA	Cemed Care – Empresa de Atendimento Clínico Geral Ltda.	Ownership	0.000	UnitedHealth Group Incorporated	.NO	
							OSB – Tecnologia e Serviços de Suporte Lda.	.BRA	.NIA	Anil Assistência Médica Internacional S.A.	Ownership	100.000	UnitedHealth Group Incorporated	.NO	
		.00000	98-1284698				OSB – Tecnologia e Serviços de Suporte Lda.	.BRA	.NIA	United HealthCare Services, Inc.	Ownership	100.000	UnitedHealth Group Incorporated	.NO	
		.00000	41-1921007				Ovations, Inc.	.DE	.NIA	Oxford Health Plans LLC	Ownership	100.000	UnitedHealth Group Incorporated	.NO	
.0707	UnitedHealth Group Incorporated	.78026	22-2797560				Oxford Benefit Management, Inc.	.CT	.NIA	UnitedHealthcare Insurance Company	Ownership	100.000	UnitedHealth Group Incorporated	.NO	
.0707	UnitedHealth Group Incorporated	.96798	06-1181201				Oxford Health Insurance, Inc.	.NY	.IA	Oxford Health Plans LLC	Ownership	100.000	UnitedHealth Group Incorporated	.NO	
.0707	UnitedHealth Group Incorporated	.95506	22-2745725				Oxford Health Plans (CT), Inc.	.CT	.IA	Oxford Health Plans LLC	Ownership	100.000	UnitedHealth Group Incorporated	.NO	
.0707	UnitedHealth Group Incorporated	.95479	06-1181200				Oxford Health Plans (NJ), Inc.	.NJ	.IA	Oxford Health Plans LLC	Ownership	100.000	UnitedHealth Group Incorporated	.NO	
		.00000	52-2443751				Oxford Health Plans (NY), Inc.	.NY	.IA	Oxford Health Plans LLC	Ownership	100.000	UnitedHealth Group Incorporated	.NO	
		.00000	27-0008097				Oxford Health Plans LLC	.DE	.NIA	UnitedHealth Group Incorporated	Ownership	100.000	UnitedHealth Group Incorporated	.NO	
							P2P Link, LLC	.DE	.NIA	SRPS, LLC	Ownership	100.000	UnitedHealth Group Incorporated	.NO	
		.00000	33-0704734				Pacific Cardiovascular Associates Medical Group, Inc.	.CA	.NIA	Surgical Care Affiliates, LLC	Influence	0.000	UnitedHealth Group Incorporated	.NO	
		.00000	75-2857077				Pacific Casualty Company, Inc.	.HI	.NIA	USHEALTH Group, Inc.	Ownership	100.000	UnitedHealth Group Incorporated	.NO	
							PacifiCare Life and Health Insurance Company	.IN	.IA	United HealthCare Services, Inc.	Ownership	100.000	UnitedHealth Group Incorporated	.NO	
.0707	UnitedHealth Group Incorporated	.70785	35-1137395				PacifiCare Life Assurance Company	.CO	.IA	United HealthCare Services, Inc.	Ownership	100.000	UnitedHealth Group Incorporated	.NO	
.0707	UnitedHealth Group Incorporated	.84506	95-2829463				PacifiCare of Arizona, Inc.	.AZ	.IA	United HealthCare Services, Inc.	Ownership	100.000	UnitedHealth Group Incorporated	.NO	
.0707	UnitedHealth Group Incorporated	.95617	94-3267522				PacifiCare of Colorado, Inc.	.CO	.IA	United HealthCare Services, Inc.	Ownership	100.000	UnitedHealth Group Incorporated	.NO	
.0707	UnitedHealth Group Incorporated	.95434	84-1011378				Pacífico S.A. Entidad Prestadora de Salud	.PER	.NIA	Empremédica S. A.	Ownership	50.000	UnitedHealth Group Incorporated	.NO	
		.00000	98-1444613				Panama City Surgery Center, LLC	.FL	.NIA	SCA-Panama City Holdings, LLC	Ownership	54.497	UnitedHealth Group Incorporated	.NO	
		.00000	45-1484375				Park Hill Surgery Center, LLC	.TX	.NIA	Surgical Care Affiliates, LLC	Influence	0.000	UnitedHealth Group Incorporated	.NO	
		.00000	20-4127100				Parkway Surgery Center, LLC	.DE	.NIA	SCA-Hagerstown, LLC	Ownership	78.400	UnitedHealth Group Incorporated	.NO	
		.00000	62-1500185				Partial Hospital Systems, Inc.	.TN	.NIA	Refresh Mental Health, Inc.	Ownership	100.000	UnitedHealth Group Incorporated	.NO	
		.00000					Patient Care Associates, L.L.C.	.NJ	.NIA	SCA Englewood Holdings, LLC	Ownership	60.404	UnitedHealth Group Incorporated	.NO	
		.00000					Patrimonio Autónomo Nueva Clínica	.COL	.NIA	Clínica del Country S.A.S.	Ownership	65.180	UnitedHealth Group Incorporated	.NO	
		.00000					Patrimonio Autónomo Nueva Clínica	.COL	.NIA	Promotora Country S.A.	Ownership	0.230	UnitedHealth Group Incorporated	.NO	
		.00000					Patrimonio Autónomo Nueva Clínica	.COL	.NIA	Banmédica Internacional SpA	Ownership	9.670	UnitedHealth Group Incorporated	.NO	
		.00000	62-1451147				Payment Resolution Services, LLC	.TN	.NIA	OptumInsight, Inc.	Ownership	100.000	UnitedHealth Group Incorporated	.NO	
		.00000	75-3265056				PCCCV, Inc.	.CA	.NIA	PrimeCare Medical Network, Inc.	Ownership	100.000	UnitedHealth Group Incorporated	.NO	
		.00000	91-1885912				Peninsula Psychological Center, Inc., P.S.	.WA	.NIA	Physician(s) Owned	Influence	0.000	UnitedHealth Group Incorporated	.NO	.1
		.00000	47-2429625				Penzo Enterprises, LLC	.DE	.NIA	OptumRx Holdings, LLC	Ownership	100.000	UnitedHealth Group Incorporated	.NO	
							Peoples Health, Inc.	.LA	.IA	New Orleans Regional Physician Hospital Organization, L.L.C.	Ownership	100.000	UnitedHealth Group Incorporated	.NO	
.0707	UnitedHealth Group Incorporated	.13607	20-5662149				Perham Physical Therapy, LTD	.MN	.NIA	Orthology Inc.	Ownership	100.000	UnitedHealth Group Incorporated	.NO	
		.00000	20-5608977												

SCHEDULE Y
PART 1A - DETAIL OF INSURANCE HOLDING COMPANY SYSTEM

1	2	3	4	5	6	7	8	9	10	11	12	13	14	15	16
Group Code	Group Name	NAIC Company Code	ID Number	Federal RSSD	CIK	Name of Securities Exchange if Publicly Traded (U.S. or International)	Names of Parent, Subsidiaries Or Affiliates	Domi-ciliary Location	Relation-ship to Reporting Entity	Directly Controlled by (Name of Entity/Person)	Type of Control (Ownership, Board, Management, Attorney-in-Fact, Influence, Other)	If Control is Owner-ship Provide Percen-tage	Ultimate Controlling Entity(ies)/Person(s)	Is an SCA Filing Re-quired? (Yes/No)	*
		.00000	58-1978405				Perimeter Center for Outpatient Surgery, L.P.	.GA	.NIA	SHC Atlanta, LLC	Ownership	38.757	UnitedHealth Group Incorporated	.NO	.2
		.00000	38-2592367				Perspectives of Troy, P.C.	.MI	.NIA	Physician(s) Owned	Influence	0.000	UnitedHealth Group Incorporated	.NO	.1
		.00000	47-0764793				Pharmaceutical Technologies, LLC	.NE	.NIA	Diplomat Pharmacy, Inc.	Ownership	100.000	UnitedHealth Group Incorporated	.NO	
		.00000	35-2288416				PHC Subsidiary Holdings, LLC	.TX	.NIA	United HealthCare Services, Inc.	Ownership	100.000	UnitedHealth Group Incorporated	.NO	
		.00000	81-2902954				Physician Alliance of the Rockies, LLC	.CO	.NIA	New West Physicians, Inc.	Ownership	100.000	UnitedHealth Group Incorporated	.NO	
		.00000	30-0516435				Physician Partners Medical Group, Inc.	.CA	.NIA	Physician(s) Owned	Influence	0.000	UnitedHealth Group Incorporated	.NO	.1
		.00000	91-1822767				Physicians Care Network, L.L.C.	.WA	.NIA	Physician(s) Owned	Influence	0.000	UnitedHealth Group Incorporated	.NO	.1
		.00000	59-3438026				Physicians Day Surgery Center, LLC	.FL	.NIA	SCA-Naples, LLC	Ownership	51.000	UnitedHealth Group Incorporated	.NO	
.0707	UnitedHealth Group Incorporated	.11494	04-3677255				Physicians Health Choice of Texas, LLC	.TX	.IA	PHC Subsidiary Holdings, LLC	Ownership	100.000	UnitedHealth Group Incorporated	.NO	
		.00000	52-1162824				Physicians Health Plan of Maryland, Inc.	.MD	.NIA	United HealthCare Services, Inc.	Ownership	100.000	UnitedHealth Group Incorporated	.NO	
		.00000	94-2722082				Physicians Medical Group of San Jose, Inc.	.CA	.NIA	Shark Holdings, P.C.	Ownership	100.000	UnitedHealth Group Incorporated	.NO	.1
							Physicians Medical Group of San Jose, Inc.								
		.00000	84-3715606				Physicians Medical Health Plan	.CA	.NIA		Ownership	100.000	UnitedHealth Group Incorporated	.NO	.1
		.00000	86-2631012				Physicians Medical Holdings	.CA	.NIA	Shark Holdings, P.C.	Ownership	100.000	UnitedHealth Group Incorporated	.NO	.1
		.00000	20-5170962				Physicians' Surgery Center of Downey, LLC	.CA	.NIA	SCA-AppleCare Partners, LLC	Ownership	59.998	UnitedHealth Group Incorporated	.NO	
		.00000	84-1498816				Pinnacle III, LLC	.CO	.NIA	SCA Pinnacle Holdings, LLC	Ownership	100.000	UnitedHealth Group Incorporated	.NO	
		.00000	98-1388873				Piano de Saúde Ana Costa Ltda.	.BRA	.NIA	Santos Administração e Participações S.A.	Ownership	25.140	UnitedHealth Group Incorporated	.NO	
							Piano de Saúde Ana Costa Ltda.			Anil Assistência Médica Internacional S.A.					
		.00000	98-1388873				Piano de Saúde Ana Costa Ltda.	.BRA	.NIA		Ownership	74.860	UnitedHealth Group Incorporated	.NO	
							Plus One Health Management Puerto Rico, Inc.								
		.00000	66-0742844				Plus One Holdings, Inc.	.PRI	.NIA	Plus One Holdings, Inc.	Ownership	100.000	UnitedHealth Group Incorporated	.NO	
		.00000	13-3613705				PMI Acquisition, LLC	.DE	.NIA	OptumHealth Care Solutions, LLC	Ownership	100.000	UnitedHealth Group Incorporated	.NO	
		.00000	80-0670247				PMSI Holdings, LLC	.DE	.NIA	Progressive Enterprises Holdings, Inc.	Ownership	100.000	UnitedHealth Group Incorporated	.NO	
		.00000	26-3148744				PMSI Settlement Solutions, LLC	.FL	.NIA	Progressive Enterprises Holdings, Inc.	Ownership	100.000	UnitedHealth Group Incorporated	.NO	
		.00000	59-3166848				PMSI, LLC	.FL	.NIA	PMSI Holdings, LLC	Ownership	100.000	UnitedHealth Group Incorporated	.NO	
		.00000	56-2422696				Polar II Fundo de Investimento em Participações Multiestratégia	.FL	.NIA	UnitedHealthcare International IV S.á r.l.	Ownership	100.000	UnitedHealth Group Incorporated	.NO	
		.00000	98-1083164				Polo Holdco, LLC	.BRA	.NIA		Ownership	100.000	UnitedHealth Group Incorporated	.NO	
		.00000	47-5563848				Polyclinic Holdings, P.C.	.DE	.NIA	Collaborative Care Holdings, LLC	Ownership	80.100	UnitedHealth Group Incorporated	.NO	
		.00000	83-3042027				Polyclinic Management Services Company, LLC	.WA	.NIA	Physician(s) Owned	Influence	0.000	UnitedHealth Group Incorporated	.NO	.1
		.00000	46-0508606				POMCO Network, Inc.	.NY	.NIA	The Polyclinic, PLLC	Ownership	100.000	UnitedHealth Group Incorporated	.NO	.1
		.00000	46-5415205				POMCO, Inc.	.NY	.NIA	POMCO, Inc.	Ownership	100.000	UnitedHealth Group Incorporated	.NO	
		.00000	15-0581348				Pomerado Outpatient Surgical Center, Inc.	.CA	.NIA	UMR, Inc.	Ownership	100.000	UnitedHealth Group Incorporated	.NO	
		.00000	33-0261822				Pomerado Outpatient Surgical Center, L.P.	.CA	.NIA	ASC Network, LLC	Ownership	100.000	UnitedHealth Group Incorporated	.NO	
		.00000	33-0752699				Post-Acute Care Center for Research, LLC	.CA	.NIA	Pomerado Outpatient Surgical Center, Inc.	Ownership	66.500	UnitedHealth Group Incorporated	.NO	
		.00000	30-0844501				PPH Holdings, LLC	.DE	.NIA	naviHealth, Inc.	Ownership	100.000	UnitedHealth Group Incorporated	.NO	
		.00000	27-1454121				PPH Management Company, L.L.C.	.DE	.NIA	Practice Partners in Healthcare, LLC	Ownership	100.000	UnitedHealth Group Incorporated	.NO	
		.00000	24-1453981				PPH-Columbia, Inc.	.DE	.NIA	Practice Partners in Healthcare, LLC	Ownership	100.000	UnitedHealth Group Incorporated	.NO	
		.00000	26-4490039				PPH-Gardendale, Inc.	.DE	.NIA	Practice Partners in Healthcare, LLC	Ownership	100.000	UnitedHealth Group Incorporated	.NO	
		.00000	76-0770414				Preferred Care Network of Florida, Inc.	.DE	.NIA	Practice Partners in Healthcare, LLC	Ownership	100.000	UnitedHealth Group Incorporated	.NO	
.0707	UnitedHealth Group Incorporated	.12756	20-3391186				Preferred Care Network, Inc.	.FL	.IA	SCA-Practice Partners Holdings, LLC	Ownership	100.000	UnitedHealth Group Incorporated	.NO	
.0707	UnitedHealth Group Incorporated	.12155	01-0788576				Preferred Care Partners Holding, Corp.	.FL	.IA	United HealthCare Services, Inc.	Ownership	100.000	UnitedHealth Group Incorporated	.NO	
		.00000	65-0683927				Preferred Care Partners, Inc.	.FL	.NIA	United HealthCare Services, Inc.	Ownership	100.000	UnitedHealth Group Incorporated	.NO	
.0707	UnitedHealth Group Incorporated	.11176	65-0885893				PreferredOne Administrative Services, Inc.	.FL	.IA	United HealthCare Services, Inc.	Ownership	100.000	UnitedHealth Group Incorporated	.NO	
		.00000	41-1846481				PreferredOne Insurance Company	.MN	.NIA	United HealthCare Services, Inc.	Ownership	100.000	UnitedHealth Group Incorporated	.NO	
.0707	UnitedHealth Group Incorporated	.11817	81-0625135				Premier Choice ACO, Inc.	.CA	.IA	PreferredOne Administrative Services, Inc.	Ownership	100.000	UnitedHealth Group Incorporated	.NO	
		.00000	75-3265059				Premier Surgery Center of Louisville, L.P.	.TN	.NIA	PrimeCare Medical Network, Inc.	Ownership	100.000	UnitedHealth Group Incorporated	.NO	
		.00000	20-1499748				Premiere Medical Resources, LLC	.CA	.NIA	SCA Premier Surgery Center of Louisville, LLC	Ownership	51.000	UnitedHealth Group Incorporated	.NO	
		.00000	33-0527335				Primary Care Associated Medical Group, Inc.	.DE	.NIA	Unity Health Network, LLC	Ownership	100.000	UnitedHealth Group Incorporated	.NO	
								.CA	.NIA	NAMM Medical Group Holdings, Inc.	Ownership	100.000	UnitedHealth Group Incorporated	.NO	.1

SCHEDULE Y
PART 1A - DETAIL OF INSURANCE HOLDING COMPANY SYSTEM

1	2	3	4	5	6	7	8	9	10	11	12	13	14	15	16
Group Code	Group Name	NAIC Company Code	ID Number	Federal RSSD	CIK	Name of Securities Exchange if Publicly Traded (U.S. or International)	Names of Parent, Subsidiaries Or Affiliates	Domi-ciliary Location	Relation-ship to Reporting Entity	Directly Controlled by (Name of Entity/Person)	Type of Control (Ownership, Board, Management, Attorney-in-Fact, Influence, Other)	If Control is Owner-ship Provide Percen-tage	Ultimate Controlling Entity(ies)/Person(s)	Is an SCA Filing Re-quired? (Yes/No)	*
		.00000	30-0516440				Prime Community Care, Inc.CA	NIA.....	Physician(s) Owned	Influence.....	0.000	UnitedHealth Group IncorporatedNO.....	..1
		.00000	88-0253112				Prime Health, Inc.NV	NIA.....	Sierra Health Services, Inc.	Ownership.....	100.000	UnitedHealth Group IncorporatedNO.....
		.00000	33-0607478				PrimeCare Medical Network, Inc.CA	NIA.....	NAAM Holdings, Inc.	Ownership.....	100.000	UnitedHealth Group IncorporatedNO.....
		.00000	87-0757397				PrimeCare of Citrus Valley, Inc.CA	NIA.....	PrimeCare Medical Network, Inc.	Ownership.....	80.000	UnitedHealth Group IncorporatedNO.....
		.00000	33-0674407				PrimeCare of Corona, Inc.CA	NIA.....	PrimeCare Medical Network, Inc.	Ownership.....	100.000	UnitedHealth Group IncorporatedNO.....
		.00000	33-0674401				PrimeCare of Hemet Valley, Inc.CA	NIA.....	PrimeCare Medical Network, Inc.	Ownership.....	100.000	UnitedHealth Group IncorporatedNO.....
		.00000	33-0674408				PrimeCare of Inland Valley, Inc.CA	NIA.....	PrimeCare Medical Network, Inc.	Ownership.....	100.000	UnitedHealth Group IncorporatedNO.....
		.00000	33-0674402				PrimeCare of Moreno Valley, Inc.CA	NIA.....	PrimeCare Medical Network, Inc.	Ownership.....	100.000	UnitedHealth Group IncorporatedNO.....
		.00000	33-0674400				PrimeCare of Redlands, Inc.CA	NIA.....	PrimeCare Medical Network, Inc.	Ownership.....	100.000	UnitedHealth Group IncorporatedNO.....
		.00000	33-0674404				PrimeCare of Riverside, Inc.CA	NIA.....	PrimeCare Medical Network, Inc.	Ownership.....	100.000	UnitedHealth Group IncorporatedNO.....
		.00000	14-1915328				PrimeCare of San Bernardino, Inc.CA	NIA.....	PrimeCare Medical Network, Inc.	Ownership.....	100.000	UnitedHealth Group IncorporatedNO.....
		.00000	33-0698439				PrimeCare of Sun City, Inc.CA	NIA.....	PrimeCare Medical Network, Inc.	Ownership.....	100.000	UnitedHealth Group IncorporatedNO.....
		.00000	33-0674409				PrimeCare of Temecula, Inc.CA	NIA.....	PrimeCare Medical Network, Inc.	Ownership.....	100.000	UnitedHealth Group IncorporatedNO.....
		.00000	14-1873402				Procura Management, Inc.DE	NIA.....	Healthcare Solutions, Inc.	Ownership.....	100.000	UnitedHealth Group IncorporatedNO.....
		.00000	27-4371197				Progressive Enterprises Holdings, Inc.DE	NIA.....	OptumRx, Inc.	Ownership.....	100.000	UnitedHealth Group IncorporatedNO.....
		.00000	31-1192384				Progressive Medical, LLCOH	NIA.....	PMI Acquisition, LLC	Ownership.....	100.000	UnitedHealth Group IncorporatedNO.....
		.00000	45-4469117				ProHEALTH Accountable Care Medical Group, PLLCNY	NIA.....	ProHEALTH Care Associates, L.L.P.	Ownership.....	100.000	UnitedHealth Group IncorporatedNO.....	..1
		.00000	11-3447394				ProHEALTH Ambulatory Surgery Center, Inc.NY	NIA.....	Physician(s) Owned	Influence.....	0.000	UnitedHealth Group IncorporatedNO.....	..1
		.00000	47-5656253				ProHEALTH Care Associates of New Jersey LLP ..	.NJ	NIA.....	Physician(s) Owned	Influence.....	0.000	UnitedHealth Group IncorporatedNO.....	..1
		.00000	11-3355604				ProHEALTH Care Associates, L.L.P.NY	NIA.....	ProHEALTH Medical NY, P.C.	Ownership.....	51.000	UnitedHealth Group IncorporatedNO.....	..1
		.00000	47-1049961				ProHEALTH Medical Management, LLCDE	NIA.....	Collaborative Care Holdings, LLC	Ownership.....	100.000	UnitedHealth Group IncorporatedNO.....
		.00000	47-1388406				ProHEALTH Medical NY, P.C.NY	NIA.....	Physician(s) Owned	Influence.....	0.000	UnitedHealth Group IncorporatedNO.....	..1
		.00000	45-5470737				ProHealth Physicians ACO, LLCCT	NIA.....	ProHealth Physicians, Inc.	Ownership.....	100.000	UnitedHealth Group IncorporatedNO.....
		.00000	06-1446075				ProHealth Physicians, Inc.CT	NIA.....	Polo Holdco, LLC	Ownership.....	100.000	UnitedHealth Group IncorporatedNO.....
		.00000	06-1469068				ProHealth Physicians, P.C.CT	NIA.....	Physician(s) Owned	Influence.....	0.000	UnitedHealth Group IncorporatedNO.....	..1
		.00000	32-0455430				ProHealth Proton Center Management, LLCDE	NIA.....	ProHEALTH Medical Management, LLC	Ownership.....	100.000	UnitedHealth Group IncorporatedNO.....
		.00000	47-5661535				ProHEALTH Urgent Care Medicine of New Jersey LLPNJ	NIA.....	Physician(s) Owned	Influence.....	0.000	UnitedHealth Group IncorporatedNO.....	..1
		.00000	46-1883579				ProHEALTH Urgent Care Medicine, PLLCNY	NIA.....	ProHEALTH Care Associates, L.L.P.	Ownership.....	100.000	UnitedHealth Group IncorporatedNO.....	..1
		.00000					ProHealth/CareMount Dental Management, LLCNY	NIA.....	CareMount Dental Member, LLC	Ownership.....	46.000	UnitedHealth Group IncorporatedNO.....	..2
		.00000					Promotora Country S.A.COL	NIA.....	Banmédica S.A.	Ownership.....	50.000	UnitedHealth Group IncorporatedNO.....
		.00000	22-3493126				Pronounced Health Solutions, Inc.DE	NIA.....	My Wellness Solutions, LLC	Ownership.....	100.000	UnitedHealth Group IncorporatedNO.....
		.00000	98-1444638				Prosemedic S.A.C.PER	NIA.....	Pacifico S.A. Entidad Prestadora de Salud ..	Ownership.....	80.000	UnitedHealth Group IncorporatedNO.....
		.00000	87-3489454				Prospero Benefits Management, LLCDE	NIA.....	Prospero Management Services, LLC	Ownership.....	100.000	UnitedHealth Group IncorporatedNO.....
		.00000	87-3494611				Prospero Care Management, LLCDE	NIA.....	Prospero Management Services, LLC	Ownership.....	100.000	UnitedHealth Group IncorporatedNO.....
		.00000	85-0775386				Prospero Health Partners Florida, Inc.FL	NIA.....	Physician(s) Owned	Influence.....	0.000	UnitedHealth Group IncorporatedNO.....	..1
		.00000	82-2400620				Prospero Health Partners New York, P.C.NY	NIA.....	Physician(s) Owned	Influence.....	0.000	UnitedHealth Group IncorporatedNO.....	..1
							Prospero Health Partners North Carolina, P.C.NC	NIA.....	Physician(s) Owned	Influence.....	0.000	UnitedHealth Group IncorporatedNO.....	..1
		.00000	84-4569314				Prospero Health Partners, P.C.MN	NIA.....	Physician(s) Owned	Influence.....	0.000	UnitedHealth Group IncorporatedNO.....	..1
		.00000	84-3234753				Prospero Management Services, LLCDE	NIA.....	Optum Growth Partners, LLC	Ownership.....	100.000	UnitedHealth Group IncorporatedNO.....
		.00000	83-4217561				Prospero Medical Services New Jersey, P.C.NJ	NIA.....	Physician(s) Owned	Influence.....	0.000	UnitedHealth Group IncorporatedNO.....	..1
		.00000	84-3844362				Prospero Medical Services, P.A.FL	NIA.....	Physician(s) Owned	Influence.....	0.000	UnitedHealth Group IncorporatedNO.....	..1
		.00000	87-2406404				Providence & SCA Off-Campus Holdings, LLCDE	NIA.....	SCA-Portland, LLC	Ownership.....	40.000	UnitedHealth Group IncorporatedNO.....	..2
		.00000	82-3765555				PS Center, LLCCA	NIA.....	Beach Surgical Holdings II, LLC	Ownership.....	100.000	UnitedHealth Group IncorporatedNO.....	..2
		.00000	90-0876656				Psychiatry Services of New York, P.C.NY	NIA.....	Physician(s) Owned	Influence.....	0.000	UnitedHealth Group IncorporatedNO.....	..1
		.00000	85-0921665				Psychiatry Specialists Inc.IL	NIA.....	Physician(s) Owned	Influence.....	0.000	UnitedHealth Group IncorporatedNO.....	..1
		.00000	27-3409538				Psychological Healthcare, PLLCNY	NIA.....	Physician(s) Owned	Influence.....	0.000	UnitedHealth Group IncorporatedNO.....	..1
		.00000	16-1484552				Pulse Platform, LLCDE	NIA.....	Rally Health, Inc.	Ownership.....	100.000	UnitedHealth Group IncorporatedNO.....
		.00000	81-4500429				QoL Acquisition Holdings Corp.DE	NIA.....	Genoa Healthcare, Inc.	Ownership.....	100.000	UnitedHealth Group IncorporatedNO.....
		.00000	46-3901920				R Cubed, Inc.TN	NIA.....	naviHealth SM Holdings, Inc.	Ownership.....	100.000	UnitedHealth Group IncorporatedNO.....
		.00000	62-1804707				Rally Health, Inc.DE	NIA.....	Optum Digital Health Holdings, LLC	Ownership.....	100.000	UnitedHealth Group IncorporatedNO.....
		.00000	35-2493256				Real Appeal, Inc.DE	NIA.....	Rally Health, Inc.	Ownership.....	100.000	UnitedHealth Group IncorporatedNO.....
		.00000	80-0947972												

SCHEDULE Y
PART 1A - DETAIL OF INSURANCE HOLDING COMPANY SYSTEM

1	2	3	4	5	6	7	8	9	10	11	12	13	14	15	16
Group Code	Group Name	NAIC Company Code	ID Number	Federal RSSD	CIK	Name of Securities Exchange if Publicly Traded (U.S. or International)	Names of Parent, Subsidiaries Or Affiliates	Domi-ciliary Location	Relation-ship to Reporting Entity	Directly Controlled by (Name of Entity/Person)	Type of Control (Ownership, Board, Management, Attorney-in-Fact, Influence, Other)	If Control is Owner-ship Provide Per-centage	Ultimate Controlling Entity(ies)/Person(s)	Is an SCA Filing Re-quired? (Yes/No)	*
		.00000	20-0785644				Red Oak Counseling, Ltd.	.WI.	NIA	Physician(s) Owned	Influence	0.000	UnitedHealth Group Incorporated	.NO.	.1
		.00000	94-3115625				Redlands Ambulatory Surgery Center	.CA.	NIA	Redlands-SCA Surgery Centers, Inc.	Ownership	54.000	UnitedHealth Group Incorporated	.NO.	
							Redlands Family Practice Medical Group, Inc.								
		.00000	56-2627067					.CA.	NIA	Physician(s) Owned	Influence	0.000	UnitedHealth Group Incorporated	.NO.	.1
		.00000	94-3115627				Redlands-SCA Surgery Centers, Inc.	.CA.	NIA	SC Affiliates, LLC	Ownership	100.000	UnitedHealth Group Incorporated	.NO.	
		.00000	82-3603285				Refresh Canopy Cove, Inc.	.FL.	NIA	Physician(s) Owned	Influence	0.000	UnitedHealth Group Incorporated	.NO.	.1
		.00000	30-0358493				Refresh Centers, Inc.	.IN.	NIA	Physician(s) Owned	Influence	0.000	UnitedHealth Group Incorporated	.NO.	.1
		.00000	84-2663780				Refresh Connecticut LLC	.CT.	NIA	Physician(s) Owned	Influence	0.000	UnitedHealth Group Incorporated	.NO.	.1
		.00000	83-4507157				Refresh Evolve, LLC	.WI.	NIA	Physician(s) Owned	Influence	0.000	UnitedHealth Group Incorporated	.NO.	.1
		.00000	82-5351068				Refresh In-Home Counseling LLC	.IL.	NIA	Physician(s) Owned	Influence	0.000	UnitedHealth Group Incorporated	.NO.	.1
		.00000	82-1945667				Refresh Intermediate Holdings, Inc.	.DE.	NIA	Refresh Parent Holdings, Inc.	Ownership	100.000	UnitedHealth Group Incorporated	.NO.	
		.00000	83-3883510				Refresh Kentucky, PLLC	.KY.	NIA	Refresh Mental Health, Inc.	Ownership	100.000	UnitedHealth Group Incorporated	.NO.	
		.00000	47-4241017				Refresh Management, LLC	.DE.	NIA	Refresh Mental Health, Inc.	Ownership	100.000	UnitedHealth Group Incorporated	.NO.	
		.00000	82-1945238				Refresh Mental Health, Inc.	.DE.	NIA	Refresh Intermediate Holdings, Inc.	Ownership	100.000	UnitedHealth Group Incorporated	.NO.	
		.00000					Refresh Midwest Operations, S.C.	.WI.	NIA	Physician(s) Owned	Influence	0.000	UnitedHealth Group Incorporated	.NO.	.1
		.00000	83-0697837				Refresh New Jersey Psych Health LLC	.NJ.	NIA	Refresh Mental Health, Inc.	Ownership	100.000	UnitedHealth Group Incorporated	.NO.	
		.00000	82-1945585				Refresh Parent Holdings, Inc.	.DE.	NIA	Restore OMH Holdings, Inc.	Ownership	100.000	UnitedHealth Group Incorporated	.NO.	
		.00000	84-1756547				Refresh Pennsylvania, LLC	.PA.	NIA	Physician(s) Owned	Influence	0.000	UnitedHealth Group Incorporated	.NO.	.1
							Reliant Medical Group The Endoscopy Center, LLC	.MA.	NIA	Reliant Medical Group, Inc.	Ownership	100.000	UnitedHealth Group Incorporated	.NO.	.1
		.00000	20-5251393				Reliant Medical Group, Inc.	.MA.	NIA	Physician(s) Owned	Influence	0.000	UnitedHealth Group Incorporated	.NO.	.1
		.00000	04-2472266				Reliant MSO, LLC	.DE.	NIA	Collaborative Care Holdings, LLC	Ownership	100.000	UnitedHealth Group Incorporated	.NO.	.1
		.00000	82-3745100				Research Surgical Center LLC	.CO.	NIA	PPH Holdings, LLC	Ownership	51.000	UnitedHealth Group Incorporated	.NO.	
		.00000	46-0558032				Restore OMH Holdings, Inc.	.DE.	NIA	Restore OMH Intermediate Holdings, Inc.	Ownership	100.000	UnitedHealth Group Incorporated	.NO.	
		.00000	86-2957267				Restore OMH Intermediate Holdings, Inc.	.DE.	NIA	OptumHealth Holdings, LLC	Ownership	100.000	UnitedHealth Group Incorporated	.NO.	
		.00000	45-2515438				RightCare Solutions, Inc.	.DE.	NIA	Curaspan Health Group, Inc.	Ownership	100.000	UnitedHealth Group Incorporated	.NO.	
		.00000	46-0758315				River Valley ASC, LLC	.CT.	NIA	SCA-River Valley, LLC	Ownership	58.610	UnitedHealth Group Incorporated	.NO.	.2
							Riverside Community Healthplan Medical Group, Inc.	.CA.	NIA	NAMM Medical Group Holdings, Inc.	Ownership	100.000	UnitedHealth Group Incorporated	.NO.	.1
		.00000	33-0055097				Riverside Corporate Wellness, LLC	.WI.	NIA	United HealthCare Services, Inc.	Ownership	50.000	UnitedHealth Group Incorporated	.NO.	
							Riverside Electronic Healthcare Resources, Inc.			Riverside Community Healthplan Medical Group, Inc.	Ownership	100.000	UnitedHealth Group Incorporated	.NO.	.1
		.00000	20-3420379				Riverside Medical Management, LLC	.DE.	NIA	ProHEALTH Medical Management, LLC	Ownership	100.000	UnitedHealth Group Incorporated	.NO.	
		.00000	32-0500242				Riverside Pediatric Group, P.C.	.NJ.	NIA	Physician(s) Owned	Influence	0.000	UnitedHealth Group Incorporated	.NO.	.1
							Riverside Surgical Center of Meadowlands, LLC								
		.00000	83-2735771					.NJ.	NIA	SCA-Riverside Partners, LLC	Ownership	72.000	UnitedHealth Group Incorporated	.NO.	
		.00000	83-2722082				Riverside Surgical Center of Newark, LLC	.NJ.	NIA	SCA-Riverside Partners, LLC	Ownership	99.000	UnitedHealth Group Incorporated	.NO.	
		.00000	83-2722082				Riverside Surgical Center of Newark, LLC	.NJ.	NIA	Endoscopy Center Affiliates, Inc.	Ownership	1.000	UnitedHealth Group Incorporated	.NO.	
		.00000	86-0857176				Robert B. McBeath, M.D. II, P.C.	.NV.	NIA	Physician(s) Owned	Influence	0.000	UnitedHealth Group Incorporated	.NO.	.1
		.00000	46-2662506				Robert B. McBeath, M.D. III, P.C.	.NV.	NIA	Robert B. McBeath, M.D. II, P.C.	Ownership	100.000	UnitedHealth Group Incorporated	.NO.	.1
							Robert B. McBeath, M.D., Professional Corporation	.NV.	NIA	Physician(s) Owned	Influence	0.000	UnitedHealth Group Incorporated	.NO.	.1
		.00000	88-0310956				Rockville Eye Surgery Center, LLC	.MD.	NIA	SCA Palisades Holdings, LLC	Ownership	55.000	UnitedHealth Group Incorporated	.NO.	
.0707	UnitedHealth Group Incorporated	.95482	84-0614905				Rocky Mountain Health Maintenance Organization, Incorporated	.CO.	.IA	United HealthCare Services, Inc.	Ownership	100.000	UnitedHealth Group Incorporated	.NO.	
		.00000					Rush Oak Brook Surgery Center, LLC	.IL.	NIA	SCA Rush Oak Brook Holdings, LLC	Ownership	10.000	UnitedHealth Group Incorporated	.NO.	.2
										Esho – Empresa de Serviços Hospitalares S.A.	Ownership	100.000	UnitedHealth Group Incorporated	.NO.	
		.00000	77-0398259				RX Ricardo Campos Ltda.	.BRA.	NIA	S.A.	Influence	0.000	UnitedHealth Group Incorporated	.NO.	.1
		.00000	83-0521940				Saad A. Shakir, M.D., Inc.	.CA.	NIA	Physician(s) Owned	Influence	0.000	UnitedHealth Group Incorporated	.NO.	
		.00000					Sacred Heart ASC, LLC	.FL.	NIA	SVHS-SCA Florida JV, LLC	Ownership	61.125	UnitedHealth Group Incorporated	.NO.	
		.00000					Saden S.A.	.CHL.	NIA	Clínica Dávila y Servicios Médicos S.p.A.	Ownership	0.077	UnitedHealth Group Incorporated	.NO.	
		.00000					Saden S.A.	.CHL.	NIA	Banmedica S.A.	Ownership	99.923	UnitedHealth Group Incorporated	.NO.	
		.00000	85-2734753				Salem JV Holdings, LLC	.DE.	NIA	Surgicare of Salem, LLC	Ownership	51.000	UnitedHealth Group Incorporated	.NO.	
		.00000	74-2462470				Salem Surgery Center, LLC	.OR.	NIA	Salem JV Holdings, LLC	Ownership	51.000	UnitedHealth Group Incorporated	.NO.	

SCHEDULE Y
PART 1A - DETAIL OF INSURANCE HOLDING COMPANY SYSTEM

1	2	3	4	5	6	7	8	9	10	11	12	13	14	15	16
Group Code	Group Name	NAIC Company Code	ID Number	Federal RSSD	CIK	Name of Securities Exchange if Publicly Traded (U.S. or International)	Names of Parent, Subsidiaries Or Affiliates	Domi-ciliary Location	Relation-ship to Reporting Entity	Directly Controlled by (Name of Entity/Person)	Type of Control (Ownership, Board, Management, Attorney-in-Fact, Influence, Other)	If Control is Owner-ship Provide Percen-tage	Ultimate Controlling Entity(ies)/Person(s)	Is an SCA Filing Re-quired? (Yes/No)	*
		.00000	45-2219585				Salveo Specialty Pharmacy, Inc.	DE	NIA	OptumRx Administrative Services, LLC	Ownership	100.000	UnitedHealth Group Incorporated	NO	
		.00000					San Bernardino Medical Group, Inc.	CA	NIA	NAMM Medical Group Holdings, Inc.	Ownership	100.000	UnitedHealth Group Incorporated	NO	1
		.00000	77-0322251				San Diego Endoscopy Center	CA	NIA	Endoscopy Center Affiliates, Inc.	Ownership	35.000	UnitedHealth Group Incorporated	NO	2
		.00000	85-0677121				Sanctuary ASO, LLC	NY	NIA	Refresh Mental Health, Inc.	Ownership	82.000	UnitedHealth Group Incorporated	NO	
		.00000	27-3787593				Sand Lake SurgiCenter, LLC	FL	NIA	SCA-Sand Lake, LLC	Ownership	51.455	UnitedHealth Group Incorporated	NO	
		.00000	27-3787593				Sand Lake SurgiCenter, LLC	FL	NIA	SC Affiliates, LLC	Ownership	1.099	UnitedHealth Group Incorporated	NO	
		.00000	91-2127820				Santa Cruz Endoscopy Center, LLC	CA	NIA	SCA Pacific Holdings, Inc.	Ownership	50.000	UnitedHealth Group Incorporated	NO	
		.00000					Santa Helena Assistência Médica S.A.	BRA	NIA	Elual Participações S.A.	Ownership	15.800	UnitedHealth Group Incorporated	NO	
		.00000					Santa Helena Assistência Médica S.A.	BRA	NIA	Amil Assistência Médica Internacional S.A.	Ownership	84.200	UnitedHealth Group Incorporated	NO	
		.00000					Santa Helena Assistência Médica S.A.	BRA	NIA	Amil Assistência Médica Internacional S.A.	Ownership	100.000	UnitedHealth Group Incorporated	NO	
		.00000	85-1941832				Santos Administração e Participações S.A.	DE	NIA	Physician(s) Owned	Influence	0.000	UnitedHealth Group Incorporated	NO	1
		.00000	85-0666386				Sanvello Behavioral Health Services of Michigan, P.C.	NJ	NIA	Physician(s) Owned	Influence	0.000	UnitedHealth Group Incorporated	NO	1
		.00000	85-1959641				Sanvello Behavioral Health Services of New Jersey, P.C.	NC	NIA	Physician(s) Owned	Influence	0.000	UnitedHealth Group Incorporated	NO	1
		.00000	84-3152209				Sanvello Behavioral Health Services of North Carolina, P.C.	TX	NIA	Physician(s) Owned	Influence	0.000	UnitedHealth Group Incorporated	NO	1
		.00000	84-1754732				Sanvello Behavioral Health Services of Texas, P.A.	DE	NIA	Physician(s) Owned	Influence	0.000	UnitedHealth Group Incorporated	NO	1
		.00000	83-3057919				Sanvello Behavioral Health Services, P.A.	DE	NIA	Physician(s) Owned	Ownership	100.000	UnitedHealth Group Incorporated	NO	1
		.00000	47-1920345				Sanvello Health Holdings, LLC	DE	NIA	OptumHealth Holdings, LLC	Ownership	14.750	UnitedHealth Group Incorporated	NO	
		.00000					Sanvello Health Inc.	GBR	NIA	OptumHealth Holdings, LLC	Ownership	100.000	UnitedHealth Group Incorporated	NO	
		.00000	62-1149229				Sanvello Health Limited	WI	NIA	Refresh Evolve, LLC	Ownership	100.000	UnitedHealth Group Incorporated	NO	1
		.00000	86-1452226				Saris Counseling, LLC	DE	NIA	Surgical Care Affiliates, LLC	Ownership	51.000	UnitedHealth Group Incorporated	NO	
		.00000	92-0080881				SC Affiliates, LLC	DE	NIA	SCA ESSC Holdings, LLC	Ownership	100.000	UnitedHealth Group Incorporated	NO	
		.00000	47-5537316				SCA AHN JV Holdings, LLC	AK	NIA	SC Affiliates, LLC	Ownership	100.000	UnitedHealth Group Incorporated	NO	
		.00000	47-5014406				SCA Alaska Surgery Center, Inc.	DE	NIA	SC Affiliates, LLC	Ownership	100.000	UnitedHealth Group Incorporated	NO	
		.00000	47-5051685				SCA Athens, LLC	DE	NIA	SC Affiliates, LLC	Ownership	100.000	UnitedHealth Group Incorporated	NO	
		.00000	87-2651443				SCA Austin Holdings, LLC	DE	NIA	SC Affiliates, LLC	Ownership	100.000	UnitedHealth Group Incorporated	NO	
		.00000	85-2723465				SCA Austin Medical Center Holdings, LLC	DE	NIA	SCA Austin Holdings, LLC	Ownership	100.000	UnitedHealth Group Incorporated	NO	
		.00000	45-4230864				SCA Aventura Holdings, LLC	DE	NIA	SC Affiliates, LLC	Ownership	100.000	UnitedHealth Group Incorporated	NO	
		.00000	45-4230864				SCA Bloomfield Holdings, LLC	DE	NIA	SC Affiliates, LLC	Ownership	100.000	UnitedHealth Group Incorporated	NO	
		.00000	45-4230864				SCA Bosc Holdings, LLC	DE	NIA	SunSurgery, LLC	Ownership	25.000	UnitedHealth Group Incorporated	NO	
		.00000	45-4230864				SCA Bosc Holdings, LLC	DE	NIA	SC Affiliates, LLC	Ownership	25.000	UnitedHealth Group Incorporated	NO	
		.00000	45-4230864				SCA Bosc Holdings, LLC	DE	NIA	Surgery Center Holding, LLC	Ownership	25.000	UnitedHealth Group Incorporated	NO	
		.00000	47-5030792				SCA Bosc Holdings, LLC	DE	NIA	National Surgery Centers, LLC	Ownership	25.000	UnitedHealth Group Incorporated	NO	
		.00000	84-4338108				SCA Cedar Park Holdings, LLC	DE	NIA	SCA Austin Holdings, LLC	Ownership	100.000	UnitedHealth Group Incorporated	NO	
		.00000	87-2738960				SCA Clifton, LLC	DE	NIA	SC Affiliates, LLC	Ownership	100.000	UnitedHealth Group Incorporated	NO	
		.00000	85-4043847				SCA Colorado Springs Holdings, LLC	DE	NIA	SC Affiliates, LLC	Ownership	100.000	UnitedHealth Group Incorporated	NO	
		.00000	04-3170801				SCA Cottonwood Holdings, LLC	DE	NIA	SC Affiliates, LLC	Ownership	100.000	UnitedHealth Group Incorporated	NO	
		.00000	85-2019401				SCA Danbury Surgical Center, LLC	DE	NIA	SunSurgery, LLC	Ownership	63.013	UnitedHealth Group Incorporated	NO	
		.00000	62-1535981				SCA Denver Holdings, LLC	DE	NIA	SC Affiliates, LLC	Ownership	100.000	UnitedHealth Group Incorporated	NO	
		.00000	85-3450755				SCA Development, LLC	DE	NIA	SC Affiliates, LLC	Ownership	100.000	UnitedHealth Group Incorporated	NO	
		.00000	86-1889923				SCA Duluth Holdings, LLC	DE	NIA	SC Affiliates, LLC	Ownership	100.000	UnitedHealth Group Incorporated	NO	
		.00000	86-1855507				SCA Duncanville Holdings, LLC	DE	NIA	SC Affiliates, LLC	Ownership	100.000	UnitedHealth Group Incorporated	NO	
		.00000	86-3781364				SCA Duncanville MSO, LLC	TX	NIA	SCA Duncanville Holdings, LLC	Ownership	51.000	UnitedHealth Group Incorporated	NO	
		.00000	86-1452517				SCA eCode Solutions Private Limited	IND	NIA	eCode Solutions, LLC	Ownership	100.000	UnitedHealth Group Incorporated	NO	
		.00000	85-2064446				SCA Englewood Holdings, LLC	DE	NIA	SC Affiliates, LLC	Ownership	100.000	UnitedHealth Group Incorporated	NO	
		.00000	85-3472510				SCA ESSC Holdings, LLC	DE	NIA	SC Affiliates, LLC	Ownership	100.000	UnitedHealth Group Incorporated	NO	
		.00000	85-4003008				SCA Global One Holdings, LLC	DE	NIA	SC Affiliates, LLC	Ownership	100.000	UnitedHealth Group Incorporated	NO	
		.00000	85-2734387				SCA Greenway Holdings, LLC	DE	NIA	SC Affiliates, LLC	Ownership	49.000	UnitedHealth Group Incorporated	NO	2
		.00000					SCA Grove Creek Holdings, LLC	DE	NIA	SC Affiliates, LLC	Ownership	100.000	UnitedHealth Group Incorporated	NO	
		.00000					SCA Guilford Holdings, LLC	DE	NIA	SC Affiliates, LLC	Ownership	100.000	UnitedHealth Group Incorporated	NO	

SCHEDULE Y
PART 1A - DETAIL OF INSURANCE HOLDING COMPANY SYSTEM

1	2	3	4	5	6	7	8	9	10	11	12	13	14	15	16
Group Code	Group Name	NAIC Company Code	ID Number	Federal RSSD	CIK	Name of Securities Exchange if Publicly Traded (U.S. or International)	Names of Parent, Subsidiaries Or Affiliates	Domi-ciliary Location	Relation-ship to Reporting Entity	Directly Controlled by (Name of Entity/Person)	Type of Control (Ownership, Board, Management, Attorney-in-Fact, Influence, Other)	If Control is Owner-ship Provide Percen-tage	Ultimate Controlling Entity(ies)/Person(s)	Is an SCA Filing Re-quired? (Yes/No)	*
		.00000	47-5064834				SCA Hays Holdings, LLC	DE	NIA	SCA Austin Holdings, LLC	Ownership	100.000	UnitedHealth Group Incorporated	.NO.	
		.00000	83-2735871				SCA Heartland Holdings, LLC	DE	NIA	SC Affiliates, LLC	Ownership	100.000	UnitedHealth Group Incorporated	.NO.	
		.00000	86-1735298				SCA High Point Holdings, LLC	DE	NIA	SC Affiliates, LLC	Ownership	100.000	UnitedHealth Group Incorporated	.NO.	
		.00000	36-4869243				SCA HoldCo, Inc.	DE	NIA	Collaborative Care Holdings, LLC	Ownership	100.000	UnitedHealth Group Incorporated	.NO.	
		.00000	27-1664837				SCA Holding Company, Inc.	DE	NIA	SCA Surgery Holdings, LLC	Ownership	100.000	UnitedHealth Group Incorporated	.NO.	
		.00000	47-1256943				SCA Holdings, Inc.	CA	NIA	National Surgery Centers, LLC	Ownership	100.000	UnitedHealth Group Incorporated	.NO.	
		.00000	45-4240475				SCA IEC Holdings, LLC	DE	NIA	SunSurgery, LLC	Ownership	25.000	UnitedHealth Group Incorporated	.NO.	
		.00000	45-4240475				SCA IEC Holdings, LLC	DE	NIA	Surgery Center Holding, LLC	Ownership	25.000	UnitedHealth Group Incorporated	.NO.	
		.00000	45-4240475				SCA IEC Holdings, LLC	DE	NIA	SC Affiliates, LLC	Ownership	25.000	UnitedHealth Group Incorporated	.NO.	
		.00000	45-4240475				SCA IEC Holdings, LLC	DE	NIA	National Surgery Centers, LLC	Ownership	25.000	UnitedHealth Group Incorporated	.NO.	
		.00000	45-2684108				SCA Indiana Holdings, LLC	DE	NIA	SC Affiliates, LLC	Ownership	25.000	UnitedHealth Group Incorporated	.NO.	
		.00000	45-2684108				SCA Indiana Holdings, LLC	DE	NIA	SunSurgery, LLC	Ownership	25.000	UnitedHealth Group Incorporated	.NO.	
		.00000	45-2684108				SCA Indiana Holdings, LLC	DE	NIA	Surgery Center Holding, LLC	Ownership	25.000	UnitedHealth Group Incorporated	.NO.	
		.00000	45-2684108				SCA Indiana Holdings, LLC	DE	NIA	National Surgery Centers, LLC	Ownership	25.000	UnitedHealth Group Incorporated	.NO.	
		.00000	85-2044403				SCA Lutheran Holdings, LLC	DE	NIA	SC Affiliates, LLC	Ownership	100.000	UnitedHealth Group Incorporated	.NO.	
		.00000	85-3425387				SCA Maple Grove Holdings, LLC	DE	NIA	SC Affiliates, LLC	Ownership	49.000	UnitedHealth Group Incorporated	.NO.	2
		.00000	85-2302375				SCA Mohawk Holdings, LLC	DE	NIA	SC Affiliates, LLC	Ownership	100.000	UnitedHealth Group Incorporated	.NO.	
		.00000	85-4043674				SCA Northern Utah Holdings, LLC	DE	NIA	SC Affiliates, LLC	Ownership	100.000	UnitedHealth Group Incorporated	.NO.	
		.00000	85-2527319				SCA Northwest Holdings, LLC	DE	NIA	SC Affiliates, LLC	Ownership	100.000	UnitedHealth Group Incorporated	.NO.	
		.00000	62-1505276				SCA of Clarksville, Inc.	TN	NIA	Surgical Health, LLC	Ownership	100.000	UnitedHealth Group Incorporated	.NO.	
		.00000	85-2065454				SCA Outside New Jersey, LLC	DE	NIA	SC Affiliates, LLC	Ownership	100.000	UnitedHealth Group Incorporated	.NO.	
		.00000	27-1707364				SCA Pacific Holdings, Inc.	CA	NIA	SC Affiliates, LLC	Ownership	100.000	UnitedHealth Group Incorporated	.NO.	
		.00000	87-2926385				SCA Pacific Surgery Holdings, LLC	DE	NIA	SC Affiliates, LLC	Ownership	100.000	UnitedHealth Group Incorporated	.NO.	
		.00000	85-1370857				SCA Palisades Holdings, LLC	DE	NIA	SC Affiliates, LLC	Ownership	100.000	UnitedHealth Group Incorporated	.NO.	
		.00000	46-1686425				SCA Pennsylvania Holdings, LLC	DE	NIA	Surgery Center Holding, LLC	Ownership	100.000	UnitedHealth Group Incorporated	.NO.	
		.00000	85-0817999				SCA Pinnacle Holdings, LLC	DE	NIA	SC Affiliates, LLC	Ownership	100.000	UnitedHealth Group Incorporated	.NO.	
		.00000	72-1386840				SCA Premier Surgery Center of Louisville, LLC	DE	NIA	SC Affiliates, LLC	Ownership	100.000	UnitedHealth Group Incorporated	.NO.	
		.00000	81-5211225				SCA Providence Holdings, LLC	DE	NIA	SC Affiliates, LLC	Ownership	100.000	UnitedHealth Group Incorporated	.NO.	
		.00000	81-5211225				SCA Rockledge JV, LLC	DE	NIA	SCA-Merritt, LLC	Ownership	94.874	UnitedHealth Group Incorporated	.NO.	
		.00000	45-4252645				SCA Rockledge JV, LLC	DE	NIA	Endoscopy Center Affiliates, Inc.	Ownership	1.000	UnitedHealth Group Incorporated	.NO.	
		.00000	45-4252645				SCA ROCS Holdings, LLC	DE	NIA	Surgery Center Holding, LLC	Ownership	25.000	UnitedHealth Group Incorporated	.NO.	
		.00000	45-4252645				SCA ROCS Holdings, LLC	DE	NIA	SC Affiliates, LLC	Ownership	25.000	UnitedHealth Group Incorporated	.NO.	
		.00000	45-4252645				SCA ROCS Holdings, LLC	DE	NIA	SunSurgery, LLC	Ownership	25.000	UnitedHealth Group Incorporated	.NO.	
		.00000	45-4252645				SCA ROCS Holdings, LLC	DE	NIA	National Surgery Centers, LLC	Ownership	25.000	UnitedHealth Group Incorporated	.NO.	
		.00000	87-4302841				SCA Rush Oak Brook Holdings, LLC	DE	NIA	SC Affiliates, LLC	Ownership	100.000	UnitedHealth Group Incorporated	.NO.	
		.00000	84-3689385				SCA Sage Medical MSO, LLC	DE	NIA	SCA Sage Medical, LLC	Ownership	26.000	UnitedHealth Group Incorporated	.NO.	2
		.00000	84-3673924				SCA Sage Medical, LLC	DE	NIA	SC Affiliates, LLC	Ownership	100.000	UnitedHealth Group Incorporated	.NO.	
		.00000	85-2811475				SCA San Diego Holdings, LLC	DE	NIA	SCA-San Diego, Inc.	Ownership	100.000	UnitedHealth Group Incorporated	.NO.	
		.00000	85-2235871				SCA Skyway Holdings, LLC	DE	NIA	SC Affiliates, LLC	Ownership	100.000	UnitedHealth Group Incorporated	.NO.	
		.00000	85-4002809				SCA South Ogden Holdings, LLC	DE	NIA	SC Affiliates, LLC	Ownership	100.000	UnitedHealth Group Incorporated	.NO.	
		.00000	47-4928368				SCA Southwestern PA, LLC	DE	NIA	SC Affiliates, LLC	Ownership	100.000	UnitedHealth Group Incorporated	.NO.	
		.00000	47-3165040				SCA Specialists of Florida, LLC	DE	NIA	SCA Surgery Holdings, LLC	Ownership	100.000	UnitedHealth Group Incorporated	.NO.	
		.00000	85-2786147				SCA Specialty Holdings of Connecticut, LLC	DE	NIA	SC Affiliates, LLC	Ownership	100.000	UnitedHealth Group Incorporated	.NO.	
		.00000	45-4266502				SCA SSSC Holdings, LLC	DE	NIA	SC Affiliates, LLC	Ownership	25.000	UnitedHealth Group Incorporated	.NO.	
		.00000	45-4266502				SCA SSSC Holdings, LLC	DE	NIA	Surgery Center Holding, LLC	Ownership	25.000	UnitedHealth Group Incorporated	.NO.	
		.00000	45-4266502				SCA SSSC Holdings, LLC	DE	NIA	National Surgery Centers, LLC	Ownership	25.000	UnitedHealth Group Incorporated	.NO.	
		.00000	45-4266502				SCA SSSC Holdings, LLC	DE	NIA	SunSurgery, LLC	Ownership	25.000	UnitedHealth Group Incorporated	.NO.	
		.00000	47-5038680				SCA Stonegate Holdings, LLC	DE	NIA	SCA Austin Holdings, LLC	Ownership	100.000	UnitedHealth Group Incorporated	.NO.	
		.00000	26-2602268				SCA Surgery Holdings, LLC	DE	NIA	Surgical Care Affiliates, LLC	Ownership	100.000	UnitedHealth Group Incorporated	.NO.	
		.00000	75-2501088				SCA Surgicare of Laguna Hills, LLC	DE	NIA	Surgery Center Holding, LLC	Ownership	100.000	UnitedHealth Group Incorporated	.NO.	
		.00000	85-3263993				SCA West Health Holdings, LLC	DE	NIA	SC Affiliates, LLC	Ownership	100.000	UnitedHealth Group Incorporated	.NO.	
		.00000	85-4150186				SCA Westgreen Holdings, LLC	DE	NIA	SC Affiliates, LLC	Ownership	68.628	UnitedHealth Group Incorporated	.NO.	
		.00000	85-3491574				SCA Woodbury Holdings, LLC	DE	NIA	SC Affiliates, LLC	Ownership	49.000	UnitedHealth Group Incorporated	.NO.	2

SCHEDULE Y
PART 1A - DETAIL OF INSURANCE HOLDING COMPANY SYSTEM

1	2	3	4	5	6	7	8	9	10	11	12	13	14	15	16
Group Code	Group Name	NAIC Company Code	ID Number	Federal RSSD	CIK	Name of Securities Exchange if Publicly Traded (U.S. or International)	Names of Parent, Subsidiaries Or Affiliates	Domi-ciliary Location	Relation-ship to Reporting Entity	Directly Controlled by (Name of Entity/Person)	Type of Control (Ownership, Board, Management, Attorney-in-Fact, Influence, Other)	If Control is Owner-ship Provide Percen-tage	Ultimate Controlling Entity(ies)/Person(s)	Is an SCA Filing Re-quired? (Yes/No)	*
		.00000	74-2555097				SCA-Albuquerque Surgery Properties, Inc.	NM	NIA	SC Affiliates, LLC	Ownership	100.000	UnitedHealth Group Incorporated	.NO.	
		.00000	47-1807383				SCA-Alliance, LLC	DE	NIA	SCA Surgery Holdings, LLC	Ownership	51.000	UnitedHealth Group Incorporated	.NO.	
		.00000	82-4763869				SCA-Anne Arundel, LLC	DE	NIA	SC Affiliates, LLC	Ownership	100.000	UnitedHealth Group Incorporated	.NO.	
		.00000	83-2703057				SCA-AppleCare Partners, LLC	DE	NIA	SCA-Downey, LLC	Ownership	69.999	UnitedHealth Group Incorporated	.NO.	
		.00000	82-3857984				SCA-Bethesda, LLC	DE	NIA	SC Affiliates, LLC	Ownership	52.254	UnitedHealth Group Incorporated	.NO.	
		.00000	62-1530120				SCA-Blue Ridge, LLC	DE	NIA	SC Affiliates, LLC	Ownership	100.000	UnitedHealth Group Incorporated	.NO.	
		.00000	83-1529292				SCA-Bonita Springs, LLC	DE	NIA	SC Affiliates, LLC	Ownership	80.392	UnitedHealth Group Incorporated	.NO.	
		.00000	82-1980137				SCA-Brandon, LLC	DE	NIA	SC Affiliates, LLC	Ownership	100.000	UnitedHealth Group Incorporated	.NO.	
		.00000	83-1094012				SCA-Castle Rock, LLC	DE	NIA	SC Affiliates, LLC	Ownership	68.736	UnitedHealth Group Incorporated	.NO.	
		.00000	47-1535510				SCA-Central Florida, LLC	DE	NIA	SC Affiliates, LLC	Ownership	51.000	UnitedHealth Group Incorporated	.NO.	
		.00000	58-1709758				SCA-Charleston, LLC	DE	NIA	SCA Surgery Holdings, LLC	Ownership	100.000	UnitedHealth Group Incorporated	.NO.	
		.00000	82-4511713				SCA-Chatham, LLC	DE	NIA	SC Affiliates, LLC	Ownership	100.000	UnitedHealth Group Incorporated	.NO.	
		.00000	81-3301058				SCA-Chevy Chase, LLC	DE	NIA	SC Affiliates, LLC	Ownership	100.000	UnitedHealth Group Incorporated	.NO.	
		.00000	62-1516306				SCA-Citrus, Inc.	TN	NIA	SC Affiliates, LLC	Ownership	100.000	UnitedHealth Group Incorporated	.NO.	
		.00000	83-1541326				SCA-Colonial Partners, LLC	DE	NIA	SCA-Ft. Myers, LLC	Ownership	69.698	UnitedHealth Group Incorporated	.NO.	
		.00000	93-1047471				SCA-Colorado Springs, LLC	DE	NIA	SC Affiliates, LLC	Ownership	100.000	UnitedHealth Group Incorporated	.NO.	
		.00000	83-1585952				SCA-Connecticut Partners, LLC	DE	NIA	SunSurgery, LLC	Ownership	29.410	UnitedHealth Group Incorporated	.NO.	2
		.00000	47-4028383				SCA-Davenport, LLC	DE	NIA	SC Affiliates, LLC	Ownership	100.000	UnitedHealth Group Incorporated	.NO.	
		.00000	84-2003112				SCA-Denver Physicians Holdings, LLC	CO	NIA	SCA-Denver, LLC	Ownership	51.454	UnitedHealth Group Incorporated	.NO.	
		.00000	84-2997638				SCA-Denver, LLC	DE	NIA	SC Affiliates, LLC	Ownership	100.000	UnitedHealth Group Incorporated	.NO.	
		.00000	82-1470227				SCA-Derry, LLC	DE	NIA	SC Affiliates, LLC	Ownership	78.873	UnitedHealth Group Incorporated	.NO.	
		.00000	81-3734814				SCA-Doral, LLC	DE	NIA	SC Affiliates, LLC	Ownership	100.000	UnitedHealth Group Incorporated	.NO.	
		.00000	83-3055579				SCA-Downey, LLC	DE	NIA	SC Affiliates, LLC	Ownership	100.000	UnitedHealth Group Incorporated	.NO.	
		.00000	83-1093886				SCA-Dry Creek, LLC	DE	NIA	SC Affiliates, LLC	Ownership	100.000	UnitedHealth Group Incorporated	.NO.	
		.00000	81-1594261				SCA-Dublin, LLC	DE	NIA	SC Affiliates, LLC	Ownership	100.000	UnitedHealth Group Incorporated	.NO.	
		.00000	81-3301305				SCA-Encinitas, Inc.	DE	NIA	Surgical Health, LLC	Ownership	100.000	UnitedHealth Group Incorporated	.NO.	
		.00000	62-1541235				SCA-Eugene, Inc.	TN	NIA	SC Affiliates, LLC	Ownership	100.000	UnitedHealth Group Incorporated	.NO.	
		.00000	83-2805878				SCA-First Coast, LLC	DE	NIA	SC Affiliates, LLC	Ownership	100.000	UnitedHealth Group Incorporated	.NO.	
		.00000	62-1551099				SCA-Florence, LLC	DE	NIA	SC Affiliates, LLC	Ownership	100.000	UnitedHealth Group Incorporated	.NO.	
		.00000	93-1067967				SCA-Fort Collins, Inc.	CO	NIA	SC Affiliates, LLC	Ownership	100.000	UnitedHealth Group Incorporated	.NO.	
		.00000	62-1502719				SCA-Fort Walton, Inc.	TN	NIA	SC Affiliates, LLC	Ownership	100.000	UnitedHealth Group Incorporated	.NO.	
		.00000	47-3641516				SCA-Franklin, LLC	DE	NIA	SC Affiliates, LLC	Ownership	100.000	UnitedHealth Group Incorporated	.NO.	
		.00000	81-2727879				SCA-Frederick, LLC	DE	NIA	SC Affiliates, LLC	Ownership	100.000	UnitedHealth Group Incorporated	.NO.	
		.00000	82-3535257				SCA-Freeway Holdings, LLC	DE	NIA	SC Affiliates, LLC	Ownership	100.000	UnitedHealth Group Incorporated	.NO.	
		.00000	36-4907566				SCA-Ft. Myers, LLC	DE	NIA	SC Affiliates, LLC	Ownership	100.000	UnitedHealth Group Incorporated	.NO.	
		.00000	62-1547690				SCA-Gainesville, LLC	DE	NIA	SC Affiliates, LLC	Ownership	100.000	UnitedHealth Group Incorporated	.NO.	
		.00000	81-1956407				SCA-Gladiolus, LLC	DE	NIA	SC Affiliates, LLC	Ownership	95.371	UnitedHealth Group Incorporated	.NO.	
		.00000	83-4156034				SCA-Glenwood Holdings, LLC	DE	NIA	Glenwood-SC, Inc.	Ownership	79.447	UnitedHealth Group Incorporated	.NO.	
		.00000	82-1438326				SCA-Grants Pass, LLC	DE	NIA	SC Affiliates, LLC	Ownership	100.000	UnitedHealth Group Incorporated	.NO.	
		.00000	81-2376695				SCA-Grove Place, LLC	DE	NIA	SC Affiliates, LLC	Ownership	69.833	UnitedHealth Group Incorporated	.NO.	
		.00000	47-3466283				SCA-Hagerstown, LLC	DE	NIA	SC Affiliates, LLC	Ownership	100.000	UnitedHealth Group Incorporated	.NO.	
		.00000	47-5229514				SCA-Hilton Head, LLC	DE	NIA	SC Affiliates, LLC	Ownership	100.000	UnitedHealth Group Incorporated	.NO.	
		.00000	62-1506650				SCA-Honolulu, LLC	DE	NIA	SC Affiliates, LLC	Ownership	100.000	UnitedHealth Group Incorporated	.NO.	
		.00000	81-3445356				SCA-Houston Executive, LLC	DE	NIA	SC Affiliates, LLC	Ownership	100.000	UnitedHealth Group Incorporated	.NO.	
		.00000	81-1666861				SCA-Illinois, LLC	DE	NIA	SCA Surgery Holdings, LLC	Ownership	100.000	UnitedHealth Group Incorporated	.NO.	
		.00000	47-3930052				SCA-IT Holdings, LLC	DE	NIA	SC Affiliates, LLC	Ownership	100.000	UnitedHealth Group Incorporated	.NO.	
		.00000	83-3090526				SCA-JPM Holdings, LLC	DE	NIA	SC Affiliates, LLC	Ownership	100.000	UnitedHealth Group Incorporated	.NO.	
		.00000	83-1102109				SCA-Kissing Camels Holdings, LLC	DE	NIA	SCA Surgery Holdings, LLC	Ownership	100.000	UnitedHealth Group Incorporated	.NO.	
		.00000	81-4292506				SCA-Main Street, LLC	DE	NIA	SC Affiliates, LLC	Ownership	29.575	UnitedHealth Group Incorporated	.NO.	2
		.00000	47-1751165				SCA-Marina del Rey, LLC	CA	NIA	SC Affiliates, LLC	Ownership	100.000	UnitedHealth Group Incorporated	.NO.	
		.00000	81-1367813				SCA-MC VBP, Inc.	DE	NIA	SC Affiliates, LLC	Ownership	100.000	UnitedHealth Group Incorporated	.NO.	
		.00000	62-1184188				SCA-Mecklenburg Development Corp.	NC	NIA	SC Affiliates, LLC	Ownership	100.000	UnitedHealth Group Incorporated	.NO.	
		.00000	81-4616104				SCA-Memorial City, LLC	DE	NIA	SC Affiliates, LLC	Ownership	100.000	UnitedHealth Group Incorporated	.NO.	
		.00000	83-3709010				SCA-Memorial, LLC	DE	NIA	SC Affiliates, LLC	Ownership	100.000	UnitedHealth Group Incorporated	.NO.	

SCHEDULE Y
PART 1A - DETAIL OF INSURANCE HOLDING COMPANY SYSTEM

1	2	3	4	5	6	7	8	9	10	11	12 Type of Control (Ownership, Board, Management, Attorney-in-Fact, Influence, Other)	13 If Control is Owner- ship Provide Percent- age	14 Ultimate Controlling Entity(ies)/Person(s)	15 Is an SCA Filing Re- quired? (Yes/No)	16 *
Group Code	Group Name	NAIC Company Code	ID Number	Federal RSSD	CIK	Name of Securities Exchange if Publicly Traded (U.S. or International)	Names of Parent, Subsidiaries Or Affiliates	Domi- ciliary Loca- tion	Relation- ship to Reporting Entity	Directly Controlled by (Name of Entity/Person)					
		.00000	81-1771410				SCA-Merritt, LLC	.DE	NIA	SC Affiliates, LLC	Ownership	100.000	UnitedHealth Group Incorporated	.NO	
		.00000	82-2455773				SCA-Midlands, LLC	.DE	NIA	SC Affiliates, LLC	Ownership	100.000	UnitedHealth Group Incorporated	.NO	
		.00000	81-2976543				SCA-Midway Management, LLC	.IL	NIA	SC Affiliates, LLC	Ownership	100.000	UnitedHealth Group Incorporated	.NO	
		.00000	80-0070617				SCA-Mobile, LLC	.DE	NIA	SC Affiliates, LLC	Ownership	100.000	UnitedHealth Group Incorporated	.NO	
		.00000	81-1065674				SCA-Mokena, LLC	.DE	NIA	SC Affiliates, LLC	Ownership	100.000	UnitedHealth Group Incorporated	.NO	
		.00000					SCA-Morris Avenue, LLC	.DE	NIA	SC Affiliates, LLC	Ownership	100.000	UnitedHealth Group Incorporated	.NO	
		.00000	84-4936803				SCA-Morris County, LLC	.DE	NIA	SC Affiliates, LLC	Ownership	100.000	UnitedHealth Group Incorporated	.NO	
		.00000	62-1506655				SCA-Mt. Pleasant, LLC	.DE	NIA	SC Affiliates, LLC	Ownership	100.000	UnitedHealth Group Incorporated	.NO	
		.00000	81-2850365				SCA-Naperville, LLC	.DE	NIA	SC Affiliates, LLC	Ownership	100.000	UnitedHealth Group Incorporated	.NO	
		.00000	82-3002171				SCA-Naples, LLC	.DE	NIA	SC Affiliates, LLC	Ownership	100.000	UnitedHealth Group Incorporated	.NO	
		.00000	47-4418919				SCA-New Jersey, LLC	.DE	NIA	SC Affiliates, LLC	Ownership	100.000	UnitedHealth Group Incorporated	.NO	
		.00000	47-1760663				SCA-Newport Beach, LLC	.CA	NIA	SC Affiliates, LLC	Ownership	100.000	UnitedHealth Group Incorporated	.NO	
		.00000	81-3445510				SCA-Palm Beach MSO Holdings, LLC	.DE	NIA	SunSurgery, LLC	Ownership	100.000	UnitedHealth Group Incorporated	.NO	
		.00000	82-3050836				SCA-Palm Beach, LLC	.DE	NIA	SC Affiliates, LLC	Ownership	100.000	UnitedHealth Group Incorporated	.NO	
		.00000	84-3367495				SCA-Panama City Holdings, LLC	.DE	NIA	SC Affiliates, LLC	Ownership	100.000	UnitedHealth Group Incorporated	.NO	
		.00000	62-1538850				SCA-Paoli, LLC	.DE	NIA	SC Affiliates, LLC	Ownership	100.000	UnitedHealth Group Incorporated	.NO	
		.00000	47-2785908				SCA-Phoenix, LLC	.DE	NIA	SC Affiliates, LLC	Ownership	100.000	UnitedHealth Group Incorporated	.NO	
		.00000	47-1620189				SCA-Pocono, LLC	.DE	NIA	SC Affiliates, LLC	Ownership	100.000	UnitedHealth Group Incorporated	.NO	
		.00000	81-4139195				SCA-Portland, LLC	.DE	NIA	SC Affiliates, LLC	Ownership	100.000	UnitedHealth Group Incorporated	.NO	
		.00000	83-4121074				SCA-Practice Partners Holdings, LLC	.DE	NIA	SC Affiliates, LLC	Ownership	100.000	UnitedHealth Group Incorporated	.NO	
		.00000	81-4304317				SCA-River Valley, LLC	.DE	NIA	SC Affiliates, LLC	Ownership	29.410	UnitedHealth Group Incorporated	.NO	2
		.00000	83-2111732				SCA-Riverside Partners, LLC	.DE	NIA	SCA-Riverside, LLC	Ownership	51.000	UnitedHealth Group Incorporated	.NO	
		.00000	83-2721919				SCA-Riverside, LLC	.DE	NIA	SC Affiliates, LLC	Ownership	100.000	UnitedHealth Group Incorporated	.NO	
		.00000	47-1647512				SCA-Rockville, LLC	.DE	NIA	SC Affiliates, LLC	Ownership	100.000	UnitedHealth Group Incorporated	.NO	
		.00000	85-0563422				SCA-Sacred Heart Holdings, LLC	.DE	NIA	SC Affiliates, LLC	Ownership	100.000	UnitedHealth Group Incorporated	.NO	
		.00000	81-2963561				SCA-San Diego, Inc.	.DE	NIA	Surgical Health, LLC	Ownership	100.000	UnitedHealth Group Incorporated	.NO	
		.00000	94-3138088				SCA-San Luis Obispo, LLC	.DE	NIA	SC Affiliates, LLC	Ownership	100.000	UnitedHealth Group Incorporated	.NO	
		.00000	47-1685878				SCA-Sand Lake, LLC	.DE	NIA	SC Affiliates, LLC	Ownership	80.079	UnitedHealth Group Incorporated	.NO	
		.00000	88-0185362				SCA-Santa Rosa, Inc.	.NV	NIA	SC Affiliates, LLC	Ownership	100.000	UnitedHealth Group Incorporated	.NO	
		.00000	81-3300613				SCA-Somerset, LLC	.DE	NIA	SCA Surgery Holdings, LLC	Ownership	100.000	UnitedHealth Group Incorporated	.NO	
		.00000	22-3117714				SCA-South Jersey, LLC	.DE	NIA	Virtua-SCA Holdings, LLC	Ownership	100.000	UnitedHealth Group Incorporated	.NO	2
		.00000	47-2676325				SCA-Sparta, LLC	.DE	NIA	SC Affiliates, LLC	Ownership	100.000	UnitedHealth Group Incorporated	.NO	
		.00000	82-4499088				SCA-Spartanburg Holdings, LLC	.DE	NIA	SC Affiliates, LLC	Ownership	100.000	UnitedHealth Group Incorporated	.NO	
		.00000	84-4677051				SCA-St. Louis Holdings, LLC	.DE	NIA	SC Affiliates, LLC	Ownership	100.000	UnitedHealth Group Incorporated	.NO	
		.00000	47-4106989				SCA-St. Louis, LLC	.DE	NIA	Surgical Health, LLC	Ownership	100.000	UnitedHealth Group Incorporated	.NO	
		.00000	82-3270591				SCA-St. Lucie, LLC	.DE	NIA	SC Affiliates, LLC	Ownership	100.000	UnitedHealth Group Incorporated	.NO	
		.00000	81-4371453				SCA-Surgicare, LLC	.DE	NIA	SC Affiliates, LLC	Ownership	100.000	UnitedHealth Group Incorporated	.NO	
		.00000	81-2455241				SCA-SwiftPath, LLC	.DE	NIA	SC Affiliates, LLC	Ownership	100.000	UnitedHealth Group Incorporated	.NO	
		.00000	82-1987225				SCA-Verta, LLC	.DE	NIA	SC Affiliates, LLC	Ownership	100.000	UnitedHealth Group Incorporated	.NO	
		.00000	85-1998338				SCA-VLR Holdings Company, LLC	.DE	NIA	SCA Denver Holdings, LLC	Ownership	51.000	UnitedHealth Group Incorporated	.NO	
		.00000	82-2294882				SCA-Wake Forest, LLC	.DE	NIA	SC Affiliates, LLC	Ownership	100.000	UnitedHealth Group Incorporated	.NO	
		.00000	82-1449412				SCA-Western Connecticut, LLC	.DE	NIA	SC Affiliates, LLC	Ownership	67.000	UnitedHealth Group Incorporated	.NO	
		.00000	82-3689825				SCA-Westover Hills, LLC	.DE	NIA	SC Affiliates, LLC	Ownership	100.000	UnitedHealth Group Incorporated	.NO	
		.00000	81-1159878				SCA-Winchester, LLC	.DE	NIA	SC Affiliates, LLC	Ownership	100.000	UnitedHealth Group Incorporated	.NO	
		.00000	62-1525777				SCA-Winter Park, Inc.	.TN	NIA	SC Affiliates, LLC	Ownership	100.000	UnitedHealth Group Incorporated	.NO	
		.00000	82-3528300				SCA-Woodlands Holdings, LLC	.DE	NIA	SC Affiliates, LLC	Ownership	100.000	UnitedHealth Group Incorporated	.NO	
		.00000	81-4905342				SCAI Holdings, LLC	.DE	NIA	SCA HoldCo, Inc.	Ownership	100.000	UnitedHealth Group Incorporated	.NO	
		.00000					Scanner Centromed S.A.	.CHL	NIA	Administradora Médica Centromed S.A.	Ownership	85.000	UnitedHealth Group Incorporated	.NO	
		.00000	85-2316290				SCUHS-SCA Holdings, LLC	.DE	NIA	SCA Lutheran Holdings, LLC	Ownership	51.000	UnitedHealth Group Incorporated	.NO	
		.00000	27-2635371				SCP Specialty Infusion, LLC	.DE	NIA	Optum Infusion Services 500, Inc.	Ownership	100.000	UnitedHealth Group Incorporated	.NO	
		.00000	46-3238571				Seattle Psychology, P.L.L.C.	.WA	NIA	Physician(s) Owned	Influence	0.000	UnitedHealth Group Incorporated	.NO	1
		.00000	98-1202716				Seisa Serviços Integrados de Saúde Ltda.	.BRA	NIA	Cemed Care – Empresa de Atendimento Clínico Geral Ltda.	Ownership	0.000	UnitedHealth Group Incorporated	.NO	

SCHEDULE Y
PART 1A - DETAIL OF INSURANCE HOLDING COMPANY SYSTEM

1	2	3	4	5	6	7	8	9	10	11	12	13	14	15	16
Group Code	Group Name	NAIC Company Code	ID Number	Federal RSSD	CIK	Name of Securities Exchange if Publicly Traded (U.S. or International)	Names of Parent, Subsidiaries Or Affiliates	Domi-ciliary Location	Relation-ship to Reporting Entity	Directly Controlled by (Name of Entity/Person)	Type of Control (Ownership, Board, Management, Attorney-in-Fact, Influence, Other)	If Control is Owner-ship Provide Percen-tage	Ultimate Controlling Entity(ies)/Person(s)	Is an SCA Filing Re-quired? (Yes/No)	*
		.00000	98-1202716				Seisa Serviços Integrados de Saúde Ltda.BRA	NIA	Amil Assistência Médica Internacional S.A.	Ownership.....	100.000	UnitedHealth Group Incorporated	.NO	
		.00000	86-0739432				Senior Benefits, L.L.C.	AZ	NIA	USHEALTH Advisors, LLC	Ownership.....	100.000	UnitedHealth Group Incorporated	.NO	
		.00000	45-3802527				Serenity Family and Psychology Counseling Center, P.C.	CA	NIA	Physician(s) Owned	Influence.....	0.000	UnitedHealth Group Incorporated	.NO	1
		.00000	27-1533951				Serquinox Holdings LLC	.DE	NIA	Optum Infusion Services 500, Inc.	Ownership.....	100.000	UnitedHealth Group Incorporated	.NO	
		.00000					Servicios de Entrenamiento en Competencias Clínicas SpA	.CHL	NIA	Sociedad de Inversiones Santa María SpA	Ownership.....	1.000	UnitedHealth Group Incorporated	.NO	
		.00000					Servicios de Entrenamiento en Competencias Clínicas SpA	.CHL	NIA	Clínica Santa María S.p.A.	Ownership.....	99.000	UnitedHealth Group Incorporated	.NO	
		.00000					Servicios Integrados de Salud Ltda.	.CHL	NIA	Clínica Santa María S.p.A.	Ownership.....	0.100	UnitedHealth Group Incorporated	.NO	
		.00000					Servicios Integrados de Salud Ltda.	.CHL	NIA	Clínica Dávila y Servicios Médicos S.p.A.	Ownership.....	99.900	UnitedHealth Group Incorporated	.NO	
		.00000					Servicios Médicos Amed Quilpué S.A.	.CHL	NIA	Laboratorios Médicos Amed Quilpué S.A.	Ownership.....	0.100	UnitedHealth Group Incorporated	.NO	
		.00000					Servicios Médicos Amed Quilpué S.A.	.CHL	NIA	Centromed Quilpué S.A.	Ownership.....	99.900	UnitedHealth Group Incorporated	.NO	
		.00000					Servicios Médicos Bio Bio Ltda.	.CHL	NIA	Saden S.A.	Ownership.....	1.000	UnitedHealth Group Incorporated	.NO	
		.00000					Servicios Médicos Bio Bio Ltda.	.CHL	NIA	Clínica Bio Bio SpA	Ownership.....	99.000	UnitedHealth Group Incorporated	.NO	
		.00000					Servicios Médicos Ciudad del Mar Ltda.	.CHL	NIA	Saden S.A.	Ownership.....	1.000	UnitedHealth Group Incorporated	.NO	
		.00000					Servicios Médicos Ciudad del Mar Ltda.	.CHL	NIA	Clínica Ciudad del Mar S.A.	Ownership.....	99.000	UnitedHealth Group Incorporated	.NO	
		.00000					Servicios Médicos Santa María Ltda.	.CHL	NIA	Sociedad de Inversiones Santa María SpA	Ownership.....	99.000	UnitedHealth Group Incorporated	.NO	
		.00000					Servicios Médicos Santa María Ltda.	.CHL	NIA	Clínica Santa María S.p.A.	Ownership.....	1.000	UnitedHealth Group Incorporated	.NO	
		.00000					Servicios Médicos Vespucio Ltda.	.CHL	NIA	Saden S.A.	Ownership.....	1.000	UnitedHealth Group Incorporated	.NO	
		.00000					Servicios Médicos Vespucio Ltda.	.CHL	NIA	Clínica Vespucio S.A.	Ownership.....	99.000	UnitedHealth Group Incorporated	.NO	
		.00000	58-1978974				SHC Atlanta, LLC	.DE	NIA	Surgical Health, LLC	Ownership.....	100.000	UnitedHealth Group Incorporated	.NO	
		.00000	58-2013443				SHC Austin, Inc.	.GA	NIA	Surgical Health, LLC	Ownership.....	100.000	UnitedHealth Group Incorporated	.NO	
		.00000	58-2062812				SHC Hawthorn, Inc.	.GA	NIA	Surgical Health, LLC	Ownership.....	100.000	UnitedHealth Group Incorporated	.NO	
		.00000	58-2101924				SHC Melbourne, Inc.	.GA	NIA	Surgical Health, LLC	Ownership.....	100.000	UnitedHealth Group Incorporated	.NO	
		.00000					Sherman Counseling Management, LLC	.WI	NIA	Physician(s) Owned	Influence.....	0.000	UnitedHealth Group Incorporated	.NO	1
		.00000					Shurpa, Inc.	.DE	NIA	United HealthCare Services, Inc.	Ownership.....	100.000	UnitedHealth Group Incorporated	.NO	
		.00000	82-3922528				Sierra Dental Plan, Inc.	.CA	NIA	MCNA Health Care Holdings, LLC	Ownership.....	100.000	UnitedHealth Group Incorporated	.NO	
.0707	UnitedHealth Group Incorporated	.71420	94-0734860				Sierra Health and Life Insurance Company, Inc.	.NV	IA	Sierra Health Services, Inc.	Ownership.....	100.000	UnitedHealth Group Incorporated	.NO	
		.00000	88-0200415				Sierra Health Services, Inc.	.NV	NIA	UnitedHealthcare, Inc.	Ownership.....	100.000	UnitedHealth Group Incorporated	.NO	
		.00000	88-0254322				Sierra Health-Care Options, Inc.	.NV	NIA	Sierra Health Services, Inc.	Ownership.....	100.000	UnitedHealth Group Incorporated	.NO	
		.00000	88-0385705				Sierra Home Medical Products, Inc.	.NV	NIA	Sierra Health Services, Inc.	Ownership.....	100.000	UnitedHealth Group Incorporated	.NO	
		.00000	88-0264562				Sierra Nevada Administrators, Inc.	.NV	NIA	Sierra Health Services, Inc.	Ownership.....	100.000	UnitedHealth Group Incorporated	.NO	
		.00000	81-3200297				Silicon Valley TMS of Monterey Bay, GP	.CA	NIA	Saad A. Shakir, M.D., Inc.	Ownership.....	100.000	UnitedHealth Group Incorporated	.NO	1
		.00000					Sistema de Administración Hospitalaria S.A.C.	.PER	NIA	Pacifico S.A. Entidad Prestadora de Salud	Ownership.....	99.870	UnitedHealth Group Incorporated	.NO	
		.00000	82-1485491				SJ East Campus ASC, LLC	.CO	NIA	SOLHS-SCA Holdings, LLC	Ownership.....	51.000	UnitedHealth Group Incorporated	.NO	
		.00000	20-1004228				Small Business Insurance Advisors, Inc.	.TX	NIA	USHEALTH Group, Inc.	Ownership.....	100.000	UnitedHealth Group Incorporated	.NO	
		.00000					Sobam – Centro Médico Hospitalar S.A.	.BRA	NIA	Santa Helena Assistência Médica S.A.	Ownership.....	98.088	UnitedHealth Group Incorporated	.NO	
		.00000					Sobam – Centro Médico Hospitalar S.A.	.BRA	NIA	Centro Médico Hospitalar Pitangueiras Ltda.	Ownership.....	1.912	UnitedHealth Group Incorporated	.NO	
		.00000	98-1453235				Sociedad de Inversiones Santa María SpA	.CHL	NIA	Clínica Santa María S.p.A.	Ownership.....	99.743	UnitedHealth Group Incorporated	.NO	
		.00000	98-1453235				Sociedad de Inversiones Santa María SpA	.CHL	NIA	Clínica Dávila y Servicios Médicos S.p.A.	Ownership.....	0.257	UnitedHealth Group Incorporated	.NO	
		.00000	46-0729622				Solstice Administration Services, Inc.	.FL	NIA	Solstice Benefits, Inc.	Ownership.....	100.000	UnitedHealth Group Incorporated	.NO	
		.00000	30-0760846				Solstice Administrators of Alabama, Inc.	.AL	NIA	Solstice Administration Services, Inc.	Ownership.....	100.000	UnitedHealth Group Incorporated	.NO	
		.00000	35-2657270				Solstice Administrators of Arizona, Inc.	.AZ	NIA	Solstice Administration Services, Inc.	Ownership.....	100.000	UnitedHealth Group Incorporated	.NO	
		.00000	32-0392448				Solstice Administrators of Missouri, Inc.	.MO	NIA	Solstice Administration Services, Inc.	Ownership.....	100.000	UnitedHealth Group Incorporated	.NO	
		.00000	30-0756426				Solstice Administrators of North Carolina, Inc.	.NC	NIA	Solstice Administration Services, Inc.	Ownership.....	100.000	UnitedHealth Group Incorporated	.NO	
		.00000	90-0880348				Solstice Administrators of Texas, Inc.	.TX	NIA	Solstice Administration Services, Inc.	Ownership.....	100.000	UnitedHealth Group Incorporated	.NO	
		.00000	26-4839323				Solstice Administrators, Inc.	.CA	NIA	Solstice Administration Services, Inc.	Ownership.....	100.000	UnitedHealth Group Incorporated	.NO	
		.00000	20-4815388				Solstice Benefit Services, Inc.	.FL	NIA	Specialty Benefits, LLC	Ownership.....	100.000	UnitedHealth Group Incorporated	.NO	

SCHEDULE Y
PART 1A - DETAIL OF INSURANCE HOLDING COMPANY SYSTEM

1	2	3	4	5	6	7	8	9	10	11	12	13	14	15	16
Group Code	Group Name	NAIC Company Code	ID Number	Federal RSSD	CIK	Name of Securities Exchange if Publicly Traded (U.S. or International)	Names of Parent, Subsidiaries Or Affiliates	Domi-ciliary Location	Relation-ship to Reporting Entity	Directly Controlled by (Name of Entity/Person)	Type of Control (Ownership, Board, Management, Attorney-in-Fact, Influence, Other)	If Control is Owner-ship Provide Percen-tage	Ultimate Controlling Entity(ies)/Person(s)	Is an SCA Filing Re-quired? (Yes/No)	*
.0707	UnitedHealth Group Incorporated	.12341	14-1917982				Solstice Benefits, Inc.	FL	IA	Specialty Benefits, LLC	Ownership	100.000	UnitedHealth Group Incorporated	.NO	
.0707	UnitedHealth Group Incorporated	.13971	27-1395245				Solstice Health Insurance Company	NY	IA	Specialty Benefits, LLC	Ownership	100.000	UnitedHealth Group Incorporated	.NO	
.0707	UnitedHealth Group Incorporated	.16610	30-1200533				Solstice Healthplans of Arizona, Inc.	AZ	IA	Solstice Administration Services, Inc.	Ownership	100.000	UnitedHealth Group Incorporated	.NO	
.0707	UnitedHealth Group Incorporated	.17141	35-2709791				Solstice Healthplans of Colorado, Inc.	CO	IA	Solstice Administration Services, Inc.	Ownership	100.000	UnitedHealth Group Incorporated	.NO	
		.00000	46-1042329				Solstice Healthplans of New Jersey, Inc.	NJ	NIA	Solstice Benefits, Inc.	Ownership	100.000	UnitedHealth Group Incorporated	.NO	
.0707	UnitedHealth Group Incorporated	.16878	30-1190514				Solstice Healthplans of Ohio, Inc.	OH	IA	Solstice Administration Services, Inc.	Ownership	100.000	UnitedHealth Group Incorporated	.NO	
.0707	UnitedHealth Group Incorporated	.16892	36-4935990				Solstice Healthplans of Texas, Inc.	TX	IA	Solstice Administration Services, Inc.	Ownership	100.000	UnitedHealth Group Incorporated	.NO	
.0707	UnitedHealth Group Incorporated	.00000	46-3786700				Solstice Healthplans, Inc.	FL	IA	Solstice Benefits, Inc.	Ownership	100.000	UnitedHealth Group Incorporated	.NO	
.0707	UnitedHealth Group Incorporated	.16790	26-2699505				Solstice of Illinois, Inc.	IL	IA	Solstice Administration Services, Inc.	Ownership	100.000	UnitedHealth Group Incorporated	.NO	
		.00000	32-0545152				Solstice of Minnesota, Inc.	MN	NIA	Solstice Administration Services, Inc.	Ownership	100.000	UnitedHealth Group Incorporated	.NO	
		.00000	26-1891960				Solstice of New York, Inc.	NY	NIA	Solstice Administration Services, Inc.	Ownership	100.000	UnitedHealth Group Incorporated	.NO	
		.00000	41-1593424				Solutran, LLC	DE	NIA	Optum Financial, Inc.	Ownership	100.000	UnitedHealth Group Incorporated	.NO	
		.00000	20-8433398				Somerset Outpatient Surgery, L.L.C.	NJ	NIA	SCA-Somerset, LLC	Ownership	59.888	UnitedHealth Group Incorporated	.NO	
		.00000	75-2723958				South Arlington Surgical Providers, LLC	TX	NIA	Surgical Care Affiliates, LLC	Influence	0.000	UnitedHealth Group Incorporated	.NO	
							Southern California Medical Practice Concepts, LLC	CA	NIA	Riverside Electronic Healthcare Resources, Inc.	Ownership	100.000	UnitedHealth Group Incorporated	.NO	.1
		.00000	88-0201420				Southwest Medical Associates, Inc.	NV	NIA	Sierra Health Services, Inc.	Ownership	100.000	UnitedHealth Group Incorporated	.NO	
		.00000	38-2609888				Southwest Michigan Health Network Inc.	MI	NIA	UnitedHealthcare, Inc.	Ownership	100.000	UnitedHealth Group Incorporated	.NO	
		.00000	36-4369359				Southwest Surgery Center, LLC	IL	NIA	SCA-Mokena, LLC	Ownership	49.299	UnitedHealth Group Incorporated	.NO	.2
		.00000	41-2013700				Southwest Surgical Center, LLC	MN	NIA	WestHealth JV Holdings, LLC	Ownership	51.000	UnitedHealth Group Incorporated	.NO	
		.00000	75-2516426				Space Coast Surgical Center, Ltd.	FL	NIA	SCA-Merritt, LLC	Ownership	0.047	UnitedHealth Group Incorporated	.NO	
		.00000	75-2516426				Space Coast Surgical Center, Ltd.	FL	NIA	SCA Rockledge JV, LLC	Ownership	52.191	UnitedHealth Group Incorporated	.NO	
		.00000	57-0953005				Spartanburg Surgery Center, LLC	SC	NIA	SCA-Spartanburg Holdings, LLC	Ownership	64.000	UnitedHealth Group Incorporated	.NO	
		.00000	55-0790742				Specialists in Urology Surgery Center, LLC	FL	NIA	SCA Specialists of Florida, LLC	Ownership	100.000	UnitedHealth Group Incorporated	.NO	
		.00000	25-1868213				Specialized Pharmaceuticals, Inc.	PA	NIA	QoL Acquisition Holdings Corp.	Ownership	100.000	UnitedHealth Group Incorporated	.NO	
		.00000	41-1921983				Specialty Benefits, LLC	DE	NIA	United HealthCare Services, Inc.	Ownership	100.000	UnitedHealth Group Incorporated	.NO	
		.00000	20-1494993				Specialty Billing Solutions, LLC	CO	NIA	Pinnacle III, LLC	Ownership	100.000	UnitedHealth Group Incorporated	.NO	
		.00000	20-3412545				Specialty Surgical Center, LLC	NJ	NIA	SCA-Sparta, LLC	Ownership	51.000	UnitedHealth Group Incorporated	.NO	
		.00000	71-0886811				Spectera of New York, IPA, Inc.	NY	NIA	Spectera, Inc.	Ownership	100.000	UnitedHealth Group Incorporated	.NO	
		.00000	52-1260282				Spectera, Inc.	MD	NIA	Specialty Benefits, LLC	Ownership	100.000	UnitedHealth Group Incorporated	.NO	
		.00000	20-4615218				Sports and Spinal Physical Therapy, Inc.	DC	NIA	Orthology Inc.	Ownership	100.000	UnitedHealth Group Incorporated	.NO	
		.00000	82-3087236				Spring Behavioral Health of New Jersey, LLC	NJ	NIA	Physician(s) Owned	Influence	0.000	UnitedHealth Group Incorporated	.NO	.1
		.00000	23-2833266				Springfield Psychological, P.C.	PA	NIA	Refresh Pennsylvania, LLC	Ownership	100.000	UnitedHealth Group Incorporated	.NO	.1
		.00000	62-1770924				SRPS, LLC	DE	NIA	Progressive Enterprises Holdings, Inc.	Ownership	100.000	UnitedHealth Group Incorporated	.NO	
							St. Cloud Outpatient Surgery, Ltd., a Minnesota Limited Partnership	MN	NIA	St. Cloud Surgical Center, LLC	Ownership	17.371	UnitedHealth Group Incorporated	.NO	.2
		.00000	41-1348916				St. Cloud Surgical Center, LLC	DE	NIA	Surgery Center Holding, LLC	Ownership	100.000	UnitedHealth Group Incorporated	.NO	
		.00000	61-1748081				St. Louis Cardiovascular Institute, LLC	MO	NIA	SCA-St. Louis Holdings, LLC	Ownership	51.000	UnitedHealth Group Incorporated	.NO	
		.00000	61-1754451				St. Louis Specialty Surgical Center, LLC	MO	NIA	SCA-St. Louis Holdings, LLC	Ownership	56.812	UnitedHealth Group Incorporated	.NO	
		.00000	85-2023852				Stonegate JV Partners, LLC	TX	NIA	SCA Stonegate Holdings, LLC	Ownership	39.216	UnitedHealth Group Incorporated	.NO	.2
		.00000	20-1211544				Stonegate Surgery Center, L.P.	TX	NIA	Stonegate JV Partners, LLC	Ownership	51.000	UnitedHealth Group Incorporated	.NO	
		.00000	20-1211544				Stonegate Surgery Center, L.P.	TX	NIA	SCA Stonegate Holdings, LLC	Ownership	12.335	UnitedHealth Group Incorporated	.NO	
										SCA Specialty Holdings of Connecticut, LLC					
		.00000	47-4990107				Summer Street ASC, LLC	CT	NIA		Ownership	49.000	UnitedHealth Group Incorporated	.NO	.2
		.00000	87-0625250				Sundance Behavioral Resources, LLC	UT	NIA	Refresh Mental Health, Inc.	Ownership	100.000	UnitedHealth Group Incorporated	.NO	
		.00000	06-1082848				SunSurgery, LLC	DE	NIA	Surgical Care Affiliates, LLC	Ownership	100.000	UnitedHealth Group Incorporated	.NO	
		.00000	82-5164277				Surgery Center at Cherry Creek, LLC	CO	NIA	SCA-Denver Physicians Holdings, LLC	Ownership	100.000	UnitedHealth Group Incorporated	.NO	
		.00000	85-4085692				Surgery Center at Cottonwood, LLC	UT	NIA	SCA Cottonwood Holdings, LLC	Ownership	55.000	UnitedHealth Group Incorporated	.NO	
		.00000	85-4085559				Surgery Center at Grove Creek, LLC	UT	NIA	SCA Grove Creek Holdings, LLC	Ownership	51.000	UnitedHealth Group Incorporated	.NO	
		.00000	82-5207693				Surgery Center at Kissing Camels, LLC	CO	NIA	SCA-Kissing Camels Holdings, LLC	Ownership	68.600	UnitedHealth Group Incorporated	.NO	
		.00000	85-4070407				Surgery Center at South Ogden, LLC	UT	NIA	SCA South Ogden Holdings, LLC	Ownership	55.000	UnitedHealth Group Incorporated	.NO	
		.00000	62-1739361				Surgery Center Holding, LLC	DE	NIA	Surgical Care Affiliates, LLC	Ownership	100.000	UnitedHealth Group Incorporated	.NO	
		.00000	62-1509341				Surgery Center of Boca Raton, Inc.	FL	NIA	Surgical Health, LLC	Ownership	100.000	UnitedHealth Group Incorporated	.NO	
		.00000	63-1214140				Surgery Center of Colorado Springs, LLC	DE	NIA	SC Affiliates, LLC	Ownership	100.000	UnitedHealth Group Incorporated	.NO	

SCHEDULE Y
PART 1A - DETAIL OF INSURANCE HOLDING COMPANY SYSTEM

1	2	3	4	5	6	7	8	9	10	11	12	13	14	15	16
Group Code	Group Name	NAIC Company Code	ID Number	Federal RSSD	CIK	Name of Securities Exchange if Publicly Traded (U.S. or International)	Names of Parent, Subsidiaries Or Affiliates	Domi-ciliary Location	Relation-ship to Reporting Entity	Directly Controlled by (Name of Entity/Person)	Type of Control (Ownership, Board, Management, Attorney-in-Fact, Influence, Other)	If Control is Owner-ship Provide Percen-tage	Ultimate Controlling Entity(ies)/Person(s)	Is an SCA Filing Re-quired? (Yes/No)	*
		.00000	42-1166764				Surgery Center of Des Moines, LLC	DE	NIA	Surgery Center Holding, LLC	Ownership	100.000	UnitedHealth Group Incorporated	.NO.	
		.00000	72-1349752				Surgery Center of Easton, LLC	DE	NIA	SC Affiliates, LLC	Ownership	100.000	UnitedHealth Group Incorporated	.NO.	
		.00000	63-1212213				Surgery Center of Ellicott City, Inc.	DE	NIA	SC Affiliates, LLC	Ownership	100.000	UnitedHealth Group Incorporated	.NO.	
		.00000	20-1733152				Surgery Center of Fairfield County, LLC	DE	NIA	SunSurgery, LLC	Ownership	6.644	UnitedHealth Group Incorporated	.NO.	2
		.00000	20-1733152				Surgery Center of Fairfield County, LLC	DE	NIA	SCA-Connecticut Partners, LLC	Ownership	51.000	UnitedHealth Group Incorporated	.NO.	2
		.00000	62-1179539				Surgery Center of Lexington, LLC	DE	NIA	SC Affiliates, LLC	Ownership	49.000	UnitedHealth Group Incorporated	.NO.	2
		.00000	62-1179537				Surgery Center of Louisville, LLC	DE	NIA	SC Affiliates, LLC	Ownership	100.000	UnitedHealth Group Incorporated	.NO.	
		.00000	63-1231944				Surgery Center of Maui, LLC	DE	NIA	SC Affiliates, LLC	Ownership	100.000	UnitedHealth Group Incorporated	.NO.	
		.00000	83-2600045				Surgery Center of Mt. Scott, LLC	OR	NIA	Providence & SCA Off-Campus Holdings, LLC	Ownership	51.000	UnitedHealth Group Incorporated	.NO.	2
		.00000	63-1194204				Surgery Center of Muskogee, LLC	DE	NIA	SC Affiliates, LLC	Ownership	100.000	UnitedHealth Group Incorporated	.NO.	
		.00000	11-3701564				Surgery Center of Rockville, L.L.C.	MD	NIA	SCA-Rockville, LLC	Ownership	59.000	UnitedHealth Group Incorporated	.NO.	
		.00000	63-1212214				Surgery Center of Southern Pines, LLC	DE	NIA	Surgery Center Holding, LLC	Ownership	100.000	UnitedHealth Group Incorporated	.NO.	
		.00000	82-3448050				Surgery Center of The Woodlands, LLC	TX	NIA	SCA-Woodlands Holdings, LLC	Ownership	54.790	UnitedHealth Group Incorporated	.NO.	
		.00000	36-3562598				Surgery Centers of Des Moines, Ltd., an Iowa Limited Partnership	IA	NIA	Surgery Center of Des Moines, LLC	Ownership	57.450	UnitedHealth Group Incorporated	.NO.	
		.00000	68-0282268				Surgery Centers-West Holdings, LLC	DE	NIA	Surgical Care Affiliates, LLC	Ownership	100.000	UnitedHealth Group Incorporated	.NO.	
		.00000	20-8922307				Surgical Care Affiliates, LLC	DE	NIA	SCAI Holdings, LLC	Ownership	100.000	UnitedHealth Group Incorporated	.NO.	
		.00000	46-2971080				Surgical Care Partners of Melbourne, LLC	DE	NIA	SHC Melbourne, Inc.	Ownership	76.164	UnitedHealth Group Incorporated	.NO.	
		.00000	75-1925497				Surgical Caregivers of Fort Worth, LLC	TX	NIA	Surgical Care Affiliates, LLC	Influence	0.000	UnitedHealth Group Incorporated	.NO.	
		.00000	63-1251243				Surgical Center of Greensboro, LLC	NC	NIA	NSC Greensboro, LLC	Ownership	35.716	UnitedHealth Group Incorporated	.NO.	2
		.00000	22-2709324				Surgical Center of South Jersey, Limited Partnership	NJ	NIA	SCA-South Jersey, LLC	Ownership	64.598	UnitedHealth Group Incorporated	.NO.	2
		.00000	22-2709324				Surgical Center of South Jersey, Limited Partnership	NJ	NIA	SC Affiliates, LLC	Ownership	4.502	UnitedHealth Group Incorporated	.NO.	2
		.00000	63-1138507				Surgical Center of Tuscaloosa Holdings, LLC	AL	NIA	Surgical Care Affiliates, LLC	Ownership	100.000	UnitedHealth Group Incorporated	.NO.	
		.00000	65-1321064				Surgical Eye Experts, LLC	MA	NIA	Reliant Medical Group, Inc.	Ownership	100.000	UnitedHealth Group Incorporated	.NO.	1
		.00000	83-3113263				Surgical Health Of Orlando, LLC	FL	NIA	Surgical Health, LLC	Ownership	79.802	UnitedHealth Group Incorporated	.NO.	
		.00000	58-1941168				Surgical Health, LLC	DE	NIA	Surgical Care Affiliates, LLC	Ownership	100.000	UnitedHealth Group Incorporated	.NO.	
		.00000	27-0168681				Surgical Hospital Holdings of Oklahoma, LLC	DE	NIA	SCA Surgery Holdings, LLC	Ownership	100.000	UnitedHealth Group Incorporated	.NO.	
		.00000	84-4983977				Surgical Management Solutions, LLC	DE	NIA	SC Affiliates, LLC	Ownership	100.000	UnitedHealth Group Incorporated	.NO.	
		.00000	22-2529259				Surgicare of Central Jersey, LLC	NJ	NIA	Virtua-SCA Holdings, LLC	Ownership	55.000	UnitedHealth Group Incorporated	.NO.	2
		.00000	64-0629000				Surgicare of Jackson, LLC	DE	NIA	Surgery Center Holding, LLC	Ownership	100.000	UnitedHealth Group Incorporated	.NO.	
		.00000	75-2162993				Surgicare of Jackson, Ltd., a Mississippi Limited Partnership	MS	NIA	Surgicare of Jackson, LLC	Ownership	40.000	UnitedHealth Group Incorporated	.NO.	2
		.00000	75-2287141				Surgicare of Joliet, Inc.	IL	NIA	Surgery Center Holding, LLC	Ownership	100.000	UnitedHealth Group Incorporated	.NO.	
		.00000	75-2501191				Surgicare of La Veta, Inc.	CA	NIA	Surgery Centers-West Holdings, LLC	Ownership	100.000	UnitedHealth Group Incorporated	.NO.	
		.00000	75-2507129				Surgicare of La Veta, Ltd., a California Limited Partnership	CA	NIA	Beach Surgical Holdings III, LLC	Ownership	30.666	UnitedHealth Group Incorporated	.NO.	2
		.00000	41-1437636				Surgicare of Minneapolis, LLC	DE	NIA	Surgery Center Holding, LLC	Ownership	100.000	UnitedHealth Group Incorporated	.NO.	
		.00000	41-1624905				Surgicare of Minneapolis, Ltd., a Minnesota Limited Partnership	MN	NIA	Surgicare of Minneapolis, LLC	Ownership	24.000	UnitedHealth Group Incorporated	.NO.	2
		.00000	75-2459713				Surgicare of Mobile, LLC	DE	NIA	Surgery Center Holding, LLC	Ownership	100.000	UnitedHealth Group Incorporated	.NO.	
		.00000	75-2459715				Surgicare of Mobile, Ltd.	AL	NIA	Surgicare of Mobile, LLC	Ownership	20.000	UnitedHealth Group Incorporated	.NO.	2
		.00000	75-2448926				Surgicare of Oceanside, Inc.	CA	NIA	Surgery Center Holding, LLC	Ownership	100.000	UnitedHealth Group Incorporated	.NO.	
		.00000	75-2184730				Surgicare of Owensboro, LLC	DE	NIA	Surgery Center Holding, LLC	Ownership	100.000	UnitedHealth Group Incorporated	.NO.	
		.00000	75-2200171				Surgicare of Salem, LLC	DE	NIA	Surgery Center Holding, LLC	Ownership	100.000	UnitedHealth Group Incorporated	.NO.	
		.00000	35-1975122				Surgicare, LLC	IN	NIA	SCA-Surgicare, LLC	Ownership	53.684	UnitedHealth Group Incorporated	.NO.	
		.00000	95-3329855				Surgicenters of Southern California, Inc.	CA	NIA	Surgery Center Holding, LLC	Ownership	100.000	UnitedHealth Group Incorporated	.NO.	
		.00000	85-0571986				SVHS-SCA Florida JV, LLC	DE	NIA	SCA-Sacred Heart Holdings, LLC	Ownership	51.000	UnitedHealth Group Incorporated	.NO.	
		.00000	93-1172065				Talbert Medical Group, P.C.	CA	NIA	HealthCare Partners Affiliates Medical Group	Ownership	100.000	UnitedHealth Group Incorporated	.NO.	1
		.00000	47-4751035				TeamMD Holdings, Inc.	DE	NIA	AmeriChoice Corporation	Ownership	100.000	UnitedHealth Group Incorporated	.NO.	
		.00000	47-4850893				TeamMD Iowa, Inc.	DE	NIA	TeamMD Holdings, Inc.	Ownership	100.000	UnitedHealth Group Incorporated	.NO.	
		.00000	35-2584893				TeamMD Physicians of Texas, Inc.	TX	NIA	TeamMD Holdings, Inc.	Ownership	100.000	UnitedHealth Group Incorporated	.NO.	

SCHEDULE Y
PART 1A - DETAIL OF INSURANCE HOLDING COMPANY SYSTEM

1	2	3	4	5	6	7	8	9	10	11	12	13	14	15	16
Group Code	Group Name	NAIC Company Code	ID Number	Federal RSSD	CIK	Name of Securities Exchange if Publicly Traded (U.S. or International)	Names of Parent, Subsidiaries Or Affiliates	Domi-ciliary Location	Relation-ship to Reporting Entity	Directly Controlled by (Name of Entity/Person)	Type of Control (Ownership, Board, Management, Attorney-in-Fact, Influence, Other)	If Control is Owner-ship Provide Percen-tage	Ultimate Controlling Entity(ies)/Person(s)	Is an SCA Filing Re-quired? (Yes/No)	*
		.00000	42-1446216				TeamMD Physicians, P.C.	IA	NIA	Physician(s) Owned	Influence	0.000	UnitedHealth Group Incorporated	NO	1
		.00000	82-1019055				TeamUP Insurance Services, Inc.	CA	NIA	HealthMarkets Insurance Agency, Inc.	Ownership	100.000	UnitedHealth Group Incorporated	NO	
		.00000					Tecnología de Información en Salud S.A.	CHL	NIA	Clínica Santa María S.p.A.	Ownership	50.000	UnitedHealth Group Incorporated	NO	
		.00000					Tecnología de Información en Salud S.A.	CHL	NIA	Clínica Dávila y Servicios Médicos S.p.A.	Ownership	50.000	UnitedHealth Group Incorporated	NO	
		.00000	38-3897811				Texas Health Craig Ranch Surgery Center, LLC	TX	NIA	Surgical Care Affiliates, LLC	Influence	0.000	UnitedHealth Group Incorporated	NO	
		.00000	80-0866449				Texas Health Flower Mound Orthopedic Surgery Center, LLC	TX	NIA	Surgical Care Affiliates, LLC	Influence	0.000	UnitedHealth Group Incorporated	NO	
		.00000	81-4977249				Texas Health Orthopedic Surgery Center Alliance, LLC	TX	NIA	Surgical Care Affiliates, LLC	Influence	0.000	UnitedHealth Group Incorporated	NO	
		.00000	82-2296081				Texas Health Surgery Center Alliance, LLC	TX	NIA	Surgical Care Affiliates, LLC	Influence	0.000	UnitedHealth Group Incorporated	NO	
		.00000	82-1307876				Texas Health Surgery Center Bedford, LLC	TX	NIA	Surgical Care Affiliates, LLC	Influence	0.000	UnitedHealth Group Incorporated	NO	
		.00000	85-1225852				Texas Health Surgery Center Chisholm Trail, LLC	TX	NIA	Surgical Care Affiliates, LLC	Influence	0.000	UnitedHealth Group Incorporated	NO	
		.00000	83-1085415				Texas Health Surgery Center Irving, LLC	TX	NIA	Surgical Care Affiliates, LLC	Influence	0.000	UnitedHealth Group Incorporated	NO	
							Texas Health Surgery Center Las Colinas, LLC								
		.00000	83-0781259					TX	NIA	Surgical Care Affiliates, LLC	Influence	0.000	UnitedHealth Group Incorporated	NO	
		.00000	20-3991622				Texas Health Surgery Center Preston Plaza, LLC	TX	NIA	Surgical Care Affiliates, LLC	Influence	0.000	UnitedHealth Group Incorporated	NO	
		.00000	47-4425996				Texas Health Surgery Center Rockwall, LLC	TX	NIA	Surgical Care Affiliates, LLC	Influence	0.000	UnitedHealth Group Incorporated	NO	
							Texas Health Surgery Center Southwest Fort Worth, LLC	TX	NIA	Surgical Care Affiliates, LLC	Influence	0.000	UnitedHealth Group Incorporated	NO	
		.00000	84-3814490				Texas Health Surgery Center Waxahachie, LLC	TX	NIA	Surgical Care Affiliates, LLC	Influence	0.000	UnitedHealth Group Incorporated	NO	
		.00000	83-1464243				Texas Health Surgery Center Willow Park, LLC	TX	NIA	Surgical Care Affiliates, LLC	Influence	0.000	UnitedHealth Group Incorporated	NO	
		.00000	84-1953918					TX	NIA	Surgical Care Affiliates, LLC	Influence	0.000	UnitedHealth Group Incorporated	NO	
		.00000	52-1468699				The Advisory Board Company	DE	NIA	OptumInsight, Inc.	Ownership	100.000	UnitedHealth Group Incorporated	NO	
		.00000	31-1426870				The Center for Cognitive and Behavioral Therapy of Greater Columbus, Inc.	OH	NIA	Refresh Mental Health, Inc.	Ownership	100.000	UnitedHealth Group Incorporated	NO	
							The Center for Eating Disorders Management, Inc.	NH	NIA	Refresh Management, LLC	Ownership	100.000	UnitedHealth Group Incorporated	NO	
.0707	UnitedHealth Group Incorporated	.61832	52-0676509				The Chesapeake Life Insurance Company	OK	IA	HealthMarkets Group, Inc.	Ownership	100.000	UnitedHealth Group Incorporated	NO	
		.00000	91-0214500				The Everett Clinic, PLLC	WA	NIA	Everett Physicians, Inc. P.S.	Ownership	100.000	UnitedHealth Group Incorporated	NO	1
		.00000	91-1882555				The Evergreen Clinic, PLLC	WA	NIA	Physician(s) Owned	Influence	0.000	UnitedHealth Group Incorporated	NO	1
							The Eye Surgery Center of the Carolinas, L.P.	NC	NIA	Surgery Center of Southern Pines, LLC	Ownership	20.000	UnitedHealth Group Incorporated	NO	2
		.00000	20-5562797					NC	NIA	Optum Public Sector Solutions, Inc.	Ownership	100.000	UnitedHealth Group Incorporated	NO	
							The Lewin Group, Inc.								
		.00000	61-1409045				The Outpatient Surgery Center of Hilton Head, LLC	SC	NIA	SCA-Hilton Head, LLC	Ownership	20.000	UnitedHealth Group Incorporated	NO	2
		.00000	83-1192367				The Polyclinic MSO, LLC	DE	NIA	Collaborative Care Holdings, LLC	Ownership	80.100	UnitedHealth Group Incorporated	NO	
		.00000	91-0369070				The Polyclinic, PLLC	WA	NIA	Polyclinic Holdings, P.C.	Ownership	100.000	UnitedHealth Group Incorporated	NO	1
							The Potter's House Family & Children Treatment Center, LLC	GA	NIA	Physician(s) Owned	Influence	0.000	UnitedHealth Group Incorporated	NO	1
		.00000	72-1349755				The Surgery Center of Easton, L.P.	TN	NIA	Surgery Center of Easton, LLC	Ownership	49.000	UnitedHealth Group Incorporated	NO	2
		.00000	06-1552689				The Surgical Center of Connecticut, LLC	CT	NIA	SCA-Main Street, LLC	Ownership	72.714	UnitedHealth Group Incorporated	NO	2
							The Surgical Center of the Treasure Coast, L.L.C.	FL	NIA	SCA-St. Lucie, LLC	Ownership	51.000	UnitedHealth Group Incorporated	NO	
		.00000	46-5461304				The Tabor Therapy Group, Inc.	IL	NIA	Physician(s) Owned	Influence	0.000	UnitedHealth Group Incorporated	NO	1
		.00000	26-1579919				Thomas Johnson Surgery Center, LLC	MD	NIA	SCA-Frederick, LLC	Ownership	60.000	UnitedHealth Group Incorporated	NO	
		.00000	25-1825549				Three Rivers Holdings, Inc.	DE	NIA	AmeriChoice Corporation	Ownership	100.000	UnitedHealth Group Incorporated	NO	
		.00000	63-1194203				Three Rivers Surgical Care, L.P.	TN	NIA	Surgery Center of Muskogee, LLC	Ownership	14.904	UnitedHealth Group Incorporated	NO	
		.00000	63-1194203				Three Rivers Surgical Care, L.P.	TN	NIA	Muskogee Surgical Investors, LLC	Ownership	85.096	UnitedHealth Group Incorporated	NO	
		.00000	59-3143128				Tmesys, LLC	FL	NIA	PMSI Holdings, LLC	Ownership	100.000	UnitedHealth Group Incorporated	NO	
		.00000	98-1287904				Topimagem Diagnóstico por Imagem Ltda.	BRA	NIA	Esho – Empresa de Serviços Hospitalares S.A.	Ownership	100.000	UnitedHealth Group Incorporated	NO	

SCHEDULE Y
PART 1A - DETAIL OF INSURANCE HOLDING COMPANY SYSTEM

1	2	3	4	5	6	7	8	9	10	11	12	13	14	15	16
Group Code	Group Name	NAIC Company Code	ID Number	Federal RSSD	CIK	Name of Securities Exchange if Publicly Traded (U.S. or International)	Names of Parent, Subsidiaries Or Affiliates	Domi-ciliary Location	Relation-ship to Reporting Entity	Directly Controlled by (Name of Entity/Person)	Type of Control (Ownership, Board, Management, Attorney-in-Fact, Influence, Other)	If Control is Ownership Provide Percentage	Ultimate Controlling Entity(ies)/Person(s)	Is an SCA Filing Re-quired? (Yes/No)	*
0707	UnitedHealth Group Incorporated	00000	83-1528858				Trails Edge Surgery Center, LLC	FL	NIA	SCA-Bonita Springs, LLC	Ownership	51.000	UnitedHealth Group Incorporated	NO	
		00000	83-1528858				Trails Edge Surgery Center, LLC	FL	NIA	SC Affiliates, LLC	Ownership	1.000	UnitedHealth Group Incorporated	NO	
		00000	46-5482620				Trauma Surgery Affiliates, LLC	TX	NIA	National Surgery Centers, LLC	Ownership	49.000	UnitedHealth Group Incorporated	NO	2
		00000	52-1431155				Travel Express Incorporated	MD	NIA	FrontierMEDEX, Inc.	Ownership	100.000	UnitedHealth Group Incorporated	NO	
		00000	46-2613170				Treasure Valley Emerald Properties, LLC	DE	NIA	Treasure Valley Hospital Limited Partnership	Ownership	100.000	UnitedHealth Group Incorporated	NO	2
		00000	33-0592165				Treasure Valley Hospital Limited Partnership	ID	NIA	Surgical Health, LLC	Ownership	37.295	UnitedHealth Group Incorporated	NO	2
		00000	26-2552129				Tri-County Surgery Center, LLC	PA	NIA	Virtua-SCA Holdings II, LLC	Ownership	55.000	UnitedHealth Group Incorporated	NO	2
		00000	47-3788473				Triangle Counseling Agency, Inc.	NC	NIA	Physician(s) Owned	Influence	0.000	UnitedHealth Group Incorporated	NO	1
		00000	30-0858646				Tufts Health Freedom Insurance Company	NH	IA	Tufts Health Freedom Plans, Inc.	Ownership	100.000	UnitedHealth Group Incorporated	NO	
		00000	30-0858646				Tufts Health Freedom Plans, Inc.	DE	NIA	United HealthCare Services, Inc.	Ownership	100.000	UnitedHealth Group Incorporated	NO	
		00000	63-0974161				Tuscaloosa Surgical Center, L.P.	AL	NIA	Surgical Center of Tuscaloosa Holdings, LLC	Ownership	30.000	UnitedHealth Group Incorporated	NO	2
		00000	94-3077084				U.S. Behavioral Health Plan, California	CA	IA	United Behavioral Health	Ownership	100.000	UnitedHealth Group Incorporated	NO	
		00000	98-1388279				UHC Finance (Ireland) Limited	IRL	NIA	UnitedHealth Group International Finance (Ireland) Unlimited Company	Ownership	100.000	UnitedHealth Group Incorporated	NO	
		00000	41-1913059				UHC International Services, Inc.	DE	NIA	UnitedHealth Group Incorporated	Ownership	100.000	UnitedHealth Group Incorporated	NO	
		00000	95-2931460				UHC of California	CA	IA	United HealthCare Services, Inc.	Ownership	100.000	UnitedHealth Group Incorporated	NO	
		00000	98-1103713				UHCG – FZE	ARE	NIA	UnitedHealthcare Global Medical (UK) Limited	Ownership	100.000	UnitedHealth Group Incorporated	NO	
		00000	98-1372063				UHCG Holdings (Ireland) Limited	IRL	NIA	United HealthCare Services, Inc.	Ownership	100.000	UnitedHealth Group Incorporated	NO	
		00000	98-1372064				UHCG Services (Ireland) Limited	IRL	NIA	UHC Holdings (Ireland) Limited	Ownership	100.000	UnitedHealth Group Incorporated	NO	
		00000	98-0559902				UHG Holdings UK IV Limited	GBR	NIA	Bordeaux UK Holdings I Limited	Ownership	100.000	UnitedHealth Group Incorporated	NO	
		00000	98-1249178				UHG Holdings UK V Limited	GBR	NIA	UHG Holdings UK IV Limited	Ownership	100.000	UnitedHealth Group Incorporated	NO	
0707	UnitedHealth Group Incorporated	00000	98-1390073				UHG Holdings UK VI Limited	GBR	NIA	UnitedHealthcare International VII S.à r.l.	Ownership	99.999	UnitedHealth Group Incorporated	NO	
		00000	98-1390073				UHG Holdings UK VI Limited	GBR	NIA	CentrifyHealth, LLC	Ownership	0.001	UnitedHealth Group Incorporated	NO	
		00000	41-1921008				UHC Holdings, Inc.	DE	NIA	United HealthCare Services, Inc.	Ownership	100.000	UnitedHealth Group Incorporated	NO	
		00000	39-1995276				UMR, Inc.	DE	NIA	United HealthCare Services, Inc.	Ownership	100.000	UnitedHealth Group Incorporated	NO	
		00000	98-1444648				Unidad Médica Diagnóstico S.A.	COL	NIA	Colmedica Medicina Prepagada S.A.	Ownership	92.380	UnitedHealth Group Incorporated	NO	
		00000	98-1444648				Unidad Médica Diagnóstico S.A.	COL	NIA	Banmédica Internacional SpA	Ownership	7.620	UnitedHealth Group Incorporated	NO	
		91529	52-1996029				Unimerica Insurance Company	WI	IA	OptumHealth Holdings, LLC	Ownership	100.000	UnitedHealth Group Incorporated	NO	
		11596	01-0637149				Unimerica Life Insurance Company of New York	NY	IA	UnitedHealthcare Insurance Company	Ownership	100.000	UnitedHealth Group Incorporated	NO	
		00000	20-5917714				Unison Health Plan of Delaware, Inc.	DE	IA	Three Rivers Holdings, Inc.	Ownership	100.000	UnitedHealth Group Incorporated	NO	
		00000	94-2649097				United Behavioral Health	CA	NIA	OptumHealth Holdings, LLC	Ownership	100.000	UnitedHealth Group Incorporated	NO	
0707	UnitedHealth Group Incorporated	00000	41-1868911				United Behavioral Health of New York, I.P.A., Inc.	NY	NIA	United Behavioral Health	Ownership	100.000	UnitedHealth Group Incorporated	NO	
		00000	75-2583080				United Group Reinsurance, Inc.	TCA	NIA	HealthMarkets, LLC	Ownership	100.000	UnitedHealth Group Incorporated	NO	
		00000	41-1289245	3410132			United HealthCare Services, Inc.	MN	UIP	UnitedHealth Group Incorporated	Ownership	100.000	UnitedHealth Group Incorporated	NO	
		00000	30-0318238				United Resource Networks IPA of New York, Inc.	NY	NIA	OptumHealth Care Solutions, LLC	Ownership	100.000	UnitedHealth Group Incorporated	NO	
		00000	01-0538317				UnitedHealth Advisors, LLC	ME	NIA	United HealthCare Services, Inc.	Ownership	100.000	UnitedHealth Group Incorporated	NO	
		00000	41-1321939	4665014	0000731766	New York Stock Exchange	UnitedHealth Group Incorporated	DE	UIP	Self	Ownership	100.000	UnitedHealth Group Incorporated	NO	
		00000	98-1422474				UnitedHealth Group International Finance	IRL	NIA	UnitedHealthcare Europe S.à r.l.	Ownership	100.000	UnitedHealth Group Incorporated	NO	
		00000	46-3311984				UnitedHealth Group Ventures, LLC	DE	NIA	UnitedHealth Group Incorporated	Ownership	100.000	UnitedHealth Group Incorporated	NO	
		00000	41-1917398				UnitedHealth International, Inc.	DE	NIA	UnitedHealth Group Incorporated	Ownership	100.000	UnitedHealth Group Incorporated	NO	
		00000	26-2574977				UnitedHealth Military & Veterans Services, LLC	DE	NIA	United HealthCare Services, Inc.	Ownership	100.000	UnitedHealth Group Incorporated	NO	
0707	UnitedHealth Group Incorporated	95174	33-0115163				UnitedHealthcare Benefits of Texas, Inc.	TX	IA	United HealthCare Services, Inc.	Ownership	100.000	UnitedHealth Group Incorporated	NO	
		00000	47-3221444				UnitedHealthcare Benefits Plan of California	CA	IA	United HealthCare Services, Inc.	Ownership	100.000	UnitedHealth Group Incorporated	NO	

SCHEDULE Y
PART 1A - DETAIL OF INSURANCE HOLDING COMPANY SYSTEM

1	2	3	4	5	6	7	8	9	10	11	12 Type of Control (Ownership, Board, Management, Attorney-in-Fact, Influence, Other)	13 If Control is Owner- ship Provide Percen- tage	14 Ultimate Controlling Entity(ies)/Person(s)	15 Is an SCA Filing Re- quired? (Yes/No)	16 *
Group Code	Group Name	NAIC Company Code	ID Number	Federal RSSD	CIK	Name of Securities Exchange if Publicly Traded (U.S. or International)	Names of Parent, Subsidiaries Or Affiliates	Domi- ciliary Loca- tion	Relation- ship to Reporting Entity	Directly Controlled by (Name of Entity/Person)					
		00000	46-4348775				UnitedHealthcare Community Plan of California, Inc.	CA	IA	United HealthCare Services, Inc.	Ownership	100.000	UnitedHealth Group Incorporated	NO	
0707	UnitedHealth Group Incorporated	13168	26-2688274				UnitedHealthcare Community Plan of Georgia, Inc.	GA	IA	AmeriChoice Corporation	Ownership	100.000	UnitedHealth Group Incorporated	NO	
0707	UnitedHealth Group Incorporated	12323	56-2451429				UnitedHealthcare Community Plan of Ohio, Inc.	OH	IA	Three Rivers Holdings, Inc.	Ownership	100.000	UnitedHealth Group Incorporated	NO	
0707	UnitedHealth Group Incorporated	11141	91-2008361				UnitedHealthcare Community Plan of Texas, L.L.C.	TX	IA	Ovations, Inc.	Ownership	100.000	UnitedHealth Group Incorporated	NO	
0707	UnitedHealth Group Incorporated	95467	38-3204052				UnitedHealthcare Community Plan, Inc.	MI	IA	AmeriChoice Corporation	Ownership	100.000	UnitedHealth Group Incorporated	NO	
		00000	98-1200034				UnitedHealthcare Consulting & Assistance Service (Beijing) Co., Ltd.	CHN	NIA	UnitedHealthcare International I B.V.	Ownership	100.000	UnitedHealth Group Incorporated	NO	
		00000	98-1199879				UnitedHealthcare Europe S.á r.l.	LUX	NIA	Bordeaux UK Holdings II Limited	Ownership	100.000	UnitedHealth Group Incorporated	NO	
		00000	98-1029201				UnitedHealthcare Global Medical (UK) Limited	GBR	NIA	UnitedHealthcare International I B.V.	Ownership	100.000	UnitedHealth Group Incorporated	NO	
0707	UnitedHealth Group Incorporated	79413	36-2739571				UnitedHealthcare Insurance Company	CT	IA	UHC Holdings, Inc.	Ownership	100.000	UnitedHealth Group Incorporated	NO	
0707	UnitedHealth Group Incorporated	84549	38-2044243				UnitedHealthcare Insurance Company of America	IL	IA	United HealthCare Services, Inc.	Ownership	100.000	UnitedHealth Group Incorporated	NO	
0707	UnitedHealth Group Incorporated	60318	36-3800349				UnitedHealthcare Insurance Company of Illinois	IL	IA	UnitedHealthcare Insurance Company	Ownership	100.000	UnitedHealth Group Incorporated	NO	
0707	UnitedHealth Group Incorporated	60093	11-3283886				UnitedHealthcare Insurance Company of New York	NY	IA	UnitedHealthcare Insurance Company	Ownership	100.000	UnitedHealth Group Incorporated	NO	
0707	UnitedHealth Group Incorporated	12231	20-1902768				UnitedHealthcare Insurance Company of the River Valley	IL	IA	UnitedHealthcare, Inc.	Ownership	100.000	UnitedHealth Group Incorporated	NO	
		00000	98-1372065				UnitedHealthcare Insurance Designated Activity Company	IRL	NIA	UHC Holdings (Ireland) Limited	Ownership	100.000	UnitedHealth Group Incorporated	NO	
		00000	86-0618309				UnitedHealthcare Integrated Services, Inc.	AZ	IA	Ovations, Inc.	Ownership	100.000	UnitedHealth Group Incorporated	NO	
		00000	41-1988797				UnitedHealthcare International Asia, LLC	DE	NIA	UnitedHealth Group Incorporated	Ownership	100.000	UnitedHealth Group Incorporated	NO	
		00000	98-1100512				UnitedHealthcare International I B.V.	NLD	NIA	FrontierMEDEX US, Inc.	Ownership	100.000	UnitedHealth Group Incorporated	NO	
		00000	98-1079459				UnitedHealthcare International II S.á r.l.	LUX	NIA	Bordeaux UK Holdings I Limited	Ownership	100.000	UnitedHealth Group Incorporated	NO	
		00000	98-1340853				UnitedHealthcare International III B.V.	NLD	NIA	UnitedHealthcare Europe S.á r.l.	Ownership	100.000	UnitedHealth Group Incorporated	NO	
		00000	98-1077436				UnitedHealthcare International III S.á r.l.	LUX	NIA	Optum Services (Ireland) Limited	Ownership	100.000	UnitedHealth Group Incorporated	NO	
		00000	98-1080926				UnitedHealthcare International IV S.á r.l.	LUX	NIA	UnitedHealthcare International VIII S.á r.l.	Ownership	100.000	UnitedHealth Group Incorporated	NO	
		00000	98-1372060				UnitedHealthcare International VII S.á r.l.	LUX	NIA	UHC Finance (Ireland) Limited	Ownership	100.000	UnitedHealth Group Incorporated	NO	
		00000	98-1372062				UnitedHealthcare International VIII S.á r.l.	LUX	NIA	UnitedHealthcare International X S.á r.l. UnitedHealthcare International III S.á r.l.	Ownership	100.000	UnitedHealth Group Incorporated	NO	
0707	UnitedHealth Group Incorporated	00000	98-1443728				UnitedHealthcare International X S.á r.l.	LUX	NIA	UnitedHealthcare International III S.á r.l.	Ownership	100.000	UnitedHealth Group Incorporated	NO	
0707	UnitedHealth Group Incorporated	97179	86-0207231				UnitedHealthcare Life Insurance Company	WI	IA	Golden Rule Financial Corporation	Ownership	100.000	UnitedHealth Group Incorporated	NO	
0707	UnitedHealth Group Incorporated	95784	63-0899562				UnitedHealthcare of Alabama, Inc.	AL	IA	UnitedHealthcare, Inc.	Ownership	100.000	UnitedHealth Group Incorporated	NO	
0707	UnitedHealth Group Incorporated	96016	86-0507074				UnitedHealthcare of Arizona, Inc.	AZ	IA	UnitedHealthcare, Inc.	Ownership	100.000	UnitedHealth Group Incorporated	NO	
0707	UnitedHealth Group Incorporated	95446	63-1036819				UnitedHealthcare of Arkansas, Inc.	AR	IA	UnitedHealthcare, Inc.	Ownership	100.000	UnitedHealth Group Incorporated	NO	
0707	UnitedHealth Group Incorporated	95090	84-1004639				UnitedHealthcare of Colorado, Inc.	CO	IA	UnitedHealthcare, Inc.	Ownership	100.000	UnitedHealth Group Incorporated	NO	
0707	UnitedHealth Group Incorporated	95264	59-1293865				UnitedHealthcare of Florida, Inc.	FL	IA	UnitedHealthcare, Inc.	Ownership	100.000	UnitedHealth Group Incorporated	NO	
0707	UnitedHealth Group Incorporated	95850	58-1653544				UnitedHealthcare of Georgia, Inc.	GA	IA	UnitedHealthcare, Inc.	Ownership	100.000	UnitedHealth Group Incorporated	NO	
0707	UnitedHealth Group Incorporated	95776	36-3280214				UnitedHealthcare of Illinois, Inc.	IL	IA	UnitedHealthcare, Inc.	Ownership	100.000	UnitedHealth Group Incorporated	NO	
0707	UnitedHealth Group Incorporated	96644	62-1240316				UnitedHealthcare of Kentucky, Ltd.	KY	IA	UnitedHealthcare, Inc.	Ownership	10.234	UnitedHealth Group Incorporated	NO	
0707	UnitedHealth Group Incorporated	96644	62-1240316				UnitedHealthcare of Kentucky, Ltd.	KY	IA	United HealthCare Services, Inc.	Ownership	89.766	UnitedHealth Group Incorporated	NO	
0707	UnitedHealth Group Incorporated	95833	72-1074008				UnitedHealthcare of Louisiana, Inc.	LA	IA	UnitedHealthcare, Inc.	Ownership	100.000	UnitedHealth Group Incorporated	NO	
0707	UnitedHealth Group Incorporated	95716	63-1036817				UnitedHealthcare of Mississippi, Inc.	MS	IA	UnitedHealthcare, Inc.	Ownership	100.000	UnitedHealth Group Incorporated	NO	
0707	UnitedHealth Group Incorporated	95149	05-0413469				UnitedHealthcare of New England, Inc.	RI	IA	United HealthCare Services, Inc.	Ownership	100.000	UnitedHealth Group Incorporated	NO	
0707	UnitedHealth Group Incorporated	13214	26-2697886				UnitedHealthcare of New Mexico, Inc.	NM	IA	UnitedHealthcare Insurance Company	Ownership	100.000	UnitedHealth Group Incorporated	NO	
0707	UnitedHealth Group Incorporated	95085	06-1172891				UnitedHealthcare of New York, Inc.	NY	IA	AmeriChoice Corporation	Ownership	100.000	UnitedHealth Group Incorporated	NO	
0707	UnitedHealth Group Incorporated	95103	56-1461010				UnitedHealthcare of North Carolina, Inc.	NC	IA	UnitedHealthcare, Inc.	Ownership	100.000	UnitedHealth Group Incorporated	NO	

SCHEDULE Y
PART 1A - DETAIL OF INSURANCE HOLDING COMPANY SYSTEM

1	2	3	4	5	6	7	8	9	10	11	12	13	14	15	16
Group Code	Group Name	NAIC Company Code	ID Number	Federal RSSD	CIK	Name of Securities Exchange if Publicly Traded (U.S. or International)	Names of Parent, Subsidiaries Or Affiliates	Domi-ciliary Location	Relation-ship to Reporting Entity	Directly Controlled by (Name of Entity/Person)	Type of Control (Ownership, Board, Management, Attorney-in-Fact, Influence, Other)	If Control is Owner-ship Provide Percen-tage	Ultimate Controlling Entity(ies)/Person(s)	Is an SCA Filing Re-quired? (Yes/No)	*
.0707	UnitedHealth Group Incorporated	.95186	31-1142815				UnitedHealthcare of Ohio, Inc.	.OH	.IA	United HealthCare Services, Inc.	Ownership	100.000	UnitedHealth Group Incorporated	.NO	
.0707	UnitedHealth Group Incorporated	.96903	33-0115166				UnitedHealthcare of Oklahoma, Inc.	.OK	.IA	United HealthCare Services, Inc.	Ownership	100.000	UnitedHealth Group Incorporated	.NO	
.0707	UnitedHealth Group Incorporated	.95893	93-0938819				UnitedHealthcare of Oregon, Inc.	.OR	.IA	United HealthCare Services, Inc.	Ownership	100.000	UnitedHealth Group Incorporated	.NO	
.0707	UnitedHealth Group Incorporated	.95220	25-1756858				UnitedHealthcare of Pennsylvania, Inc.	.PA	.IA	Three Rivers Holdings, Inc.	Ownership	100.000	UnitedHealth Group Incorporated	.NO	
.0707	UnitedHealth Group Incorporated	.16740	35-2674992				UnitedHealthcare of South Carolina, Inc.	.SC	.IA	UnitedHealthcare, Inc.	Ownership	100.000	UnitedHealth Group Incorporated	.NO	
.0707	UnitedHealth Group Incorporated	.95765	95-3939697				UnitedHealthcare of Texas, Inc.	.TX	.IA	UnitedHealthcare, Inc.	Ownership	100.000	UnitedHealth Group Incorporated	.NO	
.0707	UnitedHealth Group Incorporated	.95025	52-1130183				UnitedHealthcare of the Mid-Atlantic, Inc.	.MD	.IA	UnitedHealthcare, Inc.	Ownership	100.000	UnitedHealth Group Incorporated	.NO	
.0707	UnitedHealth Group Incorporated	.95591	47-0676824				UnitedHealthcare of the Midlands, Inc.	.NE	.IA	UnitedHealthcare, Inc.	Ownership	100.000	UnitedHealth Group Incorporated	.NO	
.0707	UnitedHealth Group Incorporated	.96385	43-1361841				UnitedHealthcare of the Midwest, Inc.	.MO	.IA	UnitedHealthcare, Inc.	Ownership	100.000	UnitedHealth Group Incorporated	.NO	
.0707	UnitedHealth Group Incorporated	.95685	86-0875231				UnitedHealthcare of the Rockies, Inc.	.UT	.IA	United HealthCare Services, Inc.	Ownership	100.000	UnitedHealth Group Incorporated	.NO	
.0707	UnitedHealth Group Incorporated	.95501	41-1488563				UnitedHealthcare of Utah, Inc.	.UT	.IA	UnitedHealthcare, Inc.	Ownership	100.000	UnitedHealth Group Incorporated	.NO	
.0707	UnitedHealth Group Incorporated	.48038	91-1312551				UnitedHealthcare of Washington, Inc.	.WA	.IA	United HealthCare Services, Inc.	Ownership	100.000	UnitedHealth Group Incorporated	.NO	
.0707	UnitedHealth Group Incorporated	.95710	39-1555888				UnitedHealthcare of Wisconsin, Inc.	.WI	.RE	UnitedHealthcare, Inc.	Ownership	100.000	UnitedHealth Group Incorporated	.NO	
.0707	UnitedHealth Group Incorporated	.95378	36-3379945				UnitedHealthcare Plan of the River Valley, Inc.	.IL	.IA	UnitedHealthcare, Inc.	Ownership	100.000	UnitedHealth Group Incorporated	.NO	
		.00000	47-0854646				UnitedHealthcare Service LLC	.DE	.NIA	UnitedHealthcare Insurance Company	Ownership	100.000	UnitedHealth Group Incorporated	.NO	
		.00000	01-0518346				UnitedHealthcare Specialty Benefits, LLC	.ME	.NIA	Specialty Benefits, LLC	Ownership	100.000	UnitedHealth Group Incorporated	.NO	
		.00000	41-1922511				UnitedHealthcare, Inc.	.DE	.UDP	United HealthCare Services, Inc.	Ownership	100.000	UnitedHealth Group Incorporated	.NO	
		.00000	27-0815205				Unity Health Network, LLC	.DE	.NIA	Collaborative Care Holdings, LLC	Ownership	80.100	UnitedHealth Group Incorporated	.NO	
		.00000	83-4657754				Upland Holdings, LLC	.CA	.NIA	NSC Upland, LLC	Ownership	58.991	UnitedHealth Group Incorporated	.NO	
		.00000	33-0812827				Upland Outpatient Surgical Center, L.P.	.CA	.NIA	Upland Holdings, LLC	Ownership	51.000	UnitedHealth Group Incorporated	.NO	
		.00000	88-1704103				Urgent Care Holding Company, Inc.	.DE	.NIA	Optum Clinics Intermediate Holdings, Inc.	Ownership	100.000	UnitedHealth Group Incorporated	.NO	
		.00000	26-0382877				Urgent Care Holdings, Inc.	.DE	.NIA	Optum Clinics Intermediate Holdings, Inc.	Ownership	100.000	UnitedHealth Group Incorporated	.NO	
		.00000	26-3667220				Urgent Care MSO, LLC	.DE	.NIA	Urgent Care Holdings, Inc.	Ownership	100.000	UnitedHealth Group Incorporated	.NO	
		.00000	75-2613230				Urology Associates of North Texas, P.L.L.C.	.TX	.NIA	USMD Affiliated Services	Ownership	100.000	UnitedHealth Group Incorporated	.NO	
		.00000	20-3887008				USHEALTH Academy, Inc.	.TX	.NIA	USHEALTH Group, Inc.	Ownership	100.000	UnitedHealth Group Incorporated	.NO	
		.00000	26-4163593				USHEALTH Administrators, LLC	.DE	.NIA	USHEALTH Group, Inc.	Ownership	100.000	UnitedHealth Group Incorporated	.NO	
		.00000	26-3887598				USHEALTH Advisors, LLC	.TX	.NIA	USHEALTH Career Agency, Inc.	Ownership	100.000	UnitedHealth Group Incorporated	.NO	
		.00000	75-2192748				USHEALTH Career Agency, Inc.	.DE	.NIA	USHEALTH Group, Inc.	Ownership	100.000	UnitedHealth Group Incorporated	.NO	
		.00000	75-2225185				USHEALTH Funding, Inc.	.DE	.NIA	USHEALTH Group, Inc.	Ownership	100.000	UnitedHealth Group Incorporated	.NO	
		.00000	73-1165000				USHEALTH Group, Inc.	.DE	.NIA	Golden Rule Financial Corporation	Ownership	100.000	UnitedHealth Group Incorporated	.NO	
		.00000	20-8048861				USMD Administrative Services, L.L.C.	.TX	.NIA	USMD Inc.	Ownership	100.000	UnitedHealth Group Incorporated	.NO	
		.00000	27-2956222				USMD Affiliated Services	.TX	.NIA	USMD Inc.	Ownership	100.000	UnitedHealth Group Incorporated	.NO	
		.00000	27-2803133				USMD Diagnostic Services, LLC	.TX	.NIA	WellMed Networks, Inc.	Ownership	100.000	UnitedHealth Group Incorporated	.NO	.1
		.00000	27-2866866				USMD Holdings, Inc.	.DE	.NIA	WellMed Medical Management, Inc.	Ownership	100.000	UnitedHealth Group Incorporated	.NO	
		.00000	73-1662763				USMD Hospital at Arlington, L.P.	.TX	.NIA	MAT-RX DEVELOPMENT, L.L.C.	Ownership	45.396	UnitedHealth Group Incorporated	.NO	.1
		.00000	20-3571243				USMD Hospital at Fort Worth, L.P.	.TX	.NIA	MAT-RX DEVELOPMENT, L.L.C.	Ownership	20.024	UnitedHealth Group Incorporated	.NO	.1
		.00000	20-8050318				USMD Inc.	.TX	.NIA	USMD Holdings, Inc.	Ownership	100.000	UnitedHealth Group Incorporated	.NO	
		.00000	73-1662757				USMD of Arlington GP, L.L.C.	.TX	.NIA	MAT-RX DEVELOPMENT, L.L.C.	Ownership	100.000	UnitedHealth Group Incorporated	.NO	.1
		.00000	35-2446102				USMD PPM, LLC	.TX	.NIA	USMD Inc.	Ownership	100.000	UnitedHealth Group Incorporated	.NO	
		.00000	87-0757396				Valley Physicians Network, Inc.	.CA	.NIA	PrimeCare Medical Network, Inc.	Ownership	100.000	UnitedHealth Group Incorporated	.NO	
		.00000	85-0780051				Vascular Labs of the Rockies ASC, LLC	.DE	.NIA	SCA-VLR Holdings Company, LLC	Ownership	51.000	UnitedHealth Group Incorporated	.NO	
		.00000	81-2820395				Via Vitae MSO, LLC	.DE	.NIA	OC Cardiology Practice Partners, LLC	Ownership	70.000	UnitedHealth Group Incorporated	.NO	
		.00000	98-1443076				Vida Integra S.p.A.	.CHL	.NIA	Saden S.A.	Ownership	0.000	UnitedHealth Group Incorporated	.NO	
		.00000	98-1443076				Vida Integra S.p.A.	.CHL	.NIA	Banmedica S.A.	Ownership	100.000	UnitedHealth Group Incorporated	.NO	
		.00000					Vida Tres S.A.	.CHL	.NIA	Clínica Dávila y Servicios Médicos S.p.A.	Ownership	0.000	UnitedHealth Group Incorporated	.NO	
		.00000					Vida Tres S.A.	.CHL	.NIA	Banmedica S.A.	Ownership	100.000	UnitedHealth Group Incorporated	.NO	
		.00000	85-2278858				Virtua-SCA Holdings II, LLC	.DE	.NIA	SCA Outside New Jersey, LLC	Ownership	45.000	UnitedHealth Group Incorporated	.NO	.2
		.00000	47-3247166				Virtua-SCA Holdings, LLC	.NJ	.NIA	SCA-New Jersey, LLC	Ownership	45.000	UnitedHealth Group Incorporated	.NO	.2
		.00000	47-4149749				Virtual Therapeutics Corporation	.DE	.NIA	Optum Labs, LLC	Ownership	5.613	UnitedHealth Group Incorporated	.NO	
		.00000	47-4149749				Virtual Therapeutics Corporation	.DE	.NIA	United HealthCare Services, Inc.	Ownership	36.552	UnitedHealth Group Incorporated	.NO	
		.00000	47-4149749				Virtual Therapeutics Corporation	.DE	.NIA	UnitedHealth Group Ventures, LLC	Ownership	41.670	UnitedHealth Group Incorporated	.NO	
		.00000	85-1453387				Vitucci, LCSW, P.C.	.IL	.NIA	Physician(s) Owned	Influence	0.000	UnitedHealth Group Incorporated	.NO	.1
		.00000					Vivify Health Canada, Inc.	.CAN	.NIA	Vivify Health, Inc.	Ownership	100.000	UnitedHealth Group Incorporated	.NO	

STATEMENT AS OF MARCH 31, 2022 OF THE UnitedHealthcare of Wisconsin, Inc.

SCHEDULE Y
PART 1A - DETAIL OF INSURANCE HOLDING COMPANY SYSTEM

1	2	3	4	5	6	7	8	9	10	11	12	13	14	15	16
Group Code	Group Name	NAIC Company Code	ID Number	Federal RSSD	CIK	Name of Securities Exchange if Publicly Traded (U.S. or International)	Names of Parent, Subsidiaries Or Affiliates	Domi-ciliary Location	Relation-ship to Reporting Entity	Directly Controlled by (Name of Entity/Person)	Type of Control (Ownership, Board, Management, Attorney-in-Fact, Influence, Other)	If Control is Owner-ship Provide Percen-tage	Ultimate Controlling Entity(ies)/Person(s)	Is an SCA Filing Re-quired? (Yes/No)	*
		.00000	27-1348358				Vivify Health, Inc.	DE	NIA	OptumHealth Care Solutions, LLC	Ownership	100.000	UnitedHealth Group Incorporated	NO	
		.00000	46-1558718				VPay Benefits Corporation	TX	NIA	VPay, Inc.	Ownership	100.000	UnitedHealth Group Incorporated	NO	
		.00000	85-4390422				VPay Intermediate Holdings, LLC	DE	NIA	Optum Financial, Inc.	Ownership	100.000	UnitedHealth Group Incorporated	NO	
		.00000	75-2405220				VPay, Inc.	TX	NIA	VPay Intermediate Holdings, LLC	Ownership	100.000	UnitedHealth Group Incorporated	NO	
		.00000	36-4498777				Walnut Hill Surgery Center, LLC	TX	NIA	Surgical Care Affiliates, LLC	Influence	0.000	UnitedHealth Group Incorporated	NO	
		.00000	36-3469841				Wauwatosa Outpatient Surgery Center, LLC	DE	NIA	Surgery Centers-West Holdings, LLC	Ownership	100.000	UnitedHealth Group Incorporated	NO	
		.00000	36-3469839				Wauwatosa Surgery Center, LLC	DE	NIA	Wauwatosa Outpatient Surgery Center, LLC	Ownership	20.000	UnitedHealth Group Incorporated	NO	2
		.00000	20-5429310				Wayland Square Surgicare Acquisition, L.P.	RI	NIA	Surgery Center Holding, LLC	Ownership	1.000	UnitedHealth Group Incorporated	NO	
		.00000	20-5429310				Wayland Square Surgicare Acquisition, L.P.	RI	NIA	SC Affiliates, LLC	Ownership	99.000	UnitedHealth Group Incorporated	NO	
		.00000	75-2500274				Wayland Square Surgicare GP, Inc.	RI	NIA	Surgery Center Holding, LLC	Ownership	100.000	UnitedHealth Group Incorporated	NO	
		.00000	46-2854394				Waypoint Minnesota PC	MN	NIA	Physician(s) Owned	Influence	0.000	UnitedHealth Group Incorporated	NO	1
		.00000	46-2859426				Waypoint Minnesota Sports PC	MN	NIA	Orthology Inc.	Ownership	100.000	UnitedHealth Group Incorporated	NO	
		.00000	84-2233329				WellMed Florida Medicare ACO, LLC	TX	NIA	WellMed Network of Florida, Inc.	Ownership	100.000	UnitedHealth Group Incorporated	NO	1
		.00000	45-2158334				WellMed Florida Services, PLLC	TX	NIA	WellMed Networks, Inc.	Ownership	100.000	UnitedHealth Group Incorporated	NO	1
		.00000	84-2178104				WellMed Greater Texas Medicare ACO, LLC	TX	NIA	WellMed Networks, Inc.	Ownership	100.000	UnitedHealth Group Incorporated	NO	1
		.00000	74-2574229				WellMed Medical Group, P.A.	TX	NIA	Physician(s) Owned	Influence	0.000	UnitedHealth Group Incorporated	NO	1
		.00000	74-2797745				WellMed Medical Management of Florida, Inc.	FL	NIA	WellMed Medical Management, Inc.	Ownership	100.000	UnitedHealth Group Incorporated	NO	
		.00000	74-2786364				WellMed Medical Management, Inc.	TX	NIA	Collaborative Care Holdings, LLC	Ownership	85.000	UnitedHealth Group Incorporated	NO	
		.00000	35-2314192				WellMed Network of Florida, Inc.	TX	NIA	WellMed Networks, Inc.	Ownership	100.000	UnitedHealth Group Incorporated	NO	1
		.00000	41-2250215				WellMed Networks - DFW, Inc.	TX	NIA	WellMed Networks, Inc.	Ownership	100.000	UnitedHealth Group Incorporated	NO	1
		.00000	74-2889447				WellMed Networks, Inc.	TX	NIA	Physician(s) Owned	Influence	0.000	UnitedHealth Group Incorporated	NO	1
		.00000	92-0183013				WellMed of Las Cruces, Inc.	TX	NIA	WellMed Networks, Inc.	Ownership	100.000	UnitedHealth Group Incorporated	NO	1
		.00000	84-2193803				WellMed Tampa/Orlando Medicare ACO, LLC	TX	NIA	WellMed Network of Florida, Inc.	Ownership	100.000	UnitedHealth Group Incorporated	NO	1
		.00000	84-2219968				WellMed Texas Medicare ACO, LLC	TX	NIA	WellMed Networks, Inc.	Ownership	100.000	UnitedHealth Group Incorporated	NO	1
		.00000	27-2809113				West Coast Endoscopy Holdings, LLC	DE	NIA	SCA Surgery Holdings, LLC	Ownership	100.000	UnitedHealth Group Incorporated	NO	
							Western Connecticut Orthopedic Surgical Center, LLC	CT	NIA	SCA-Western Connecticut, LLC	Ownership	58.911	UnitedHealth Group Incorporated	NO	
		.00000	47-4468184				Westgreen Surgical Center, LLC	TX	NIA	SCA Westgreen Holdings, LLC	Ownership	51.001	UnitedHealth Group Incorporated	NO	
		.00000	85-3312235				WestHealth JV Holdings, LLC	DE	NIA	SCA West Health Holdings, LLC	Ownership	30.000	UnitedHealth Group Incorporated	NO	2
		.00000	37-1763155				WestHealth Surgery Center, LLC	MN	NIA	WestHealth JV Holdings, LLC	Ownership	51.000	UnitedHealth Group Incorporated	NO	2
		.00000	45-0636596				WESTMED Practice Partners LLC	DE	NIA	Collaborative Care Holdings, LLC	Ownership	100.000	UnitedHealth Group Incorporated	NO	
		.00000	27-4816583				Wilson Creek Surgical Center, LLC	TX	NIA	Surgical Care Affiliates, LLC	Influence	0.000	UnitedHealth Group Incorporated	NO	
		.00000	46-5548304				Winchester Endoscopy, LLC	IL	NIA	SCA-Winchester, LLC	Ownership	51.000	UnitedHealth Group Incorporated	NO	
		.00000	85-3366699				Woodbury Surgery Center, LLC	MN	NIA	SCA Woodbury Holdings, LLC	Ownership	51.000	UnitedHealth Group Incorporated	NO	2
		.00000	45-4281054				XAS Infusion Suites, Inc.	TX	NIA	Diplomat Pharmacy, Inc.	Ownership	100.000	UnitedHealth Group Incorporated	NO	
		.00000	52-2102846				XLHealth Corporation	MD	NIA	United HealthCare Services, Inc.	Ownership	100.000	UnitedHealth Group Incorporated	NO	
		.00000	98-1107695				XLHealth Corporation India Private Limited	IND	NIA	XLHealth Corporation	Ownership	99.998	UnitedHealth Group Incorporated	NO	
		.00000	98-1107695				XLHealth Corporation India Private Limited	IND	NIA	UnitedHealth International, Inc.	Ownership	0.002	UnitedHealth Group Incorporated	NO	
		.00000	46-3537245				XLHome Michigan, P.C.	MI	NIA	Physician(s) Owned	Influence	0.000	UnitedHealth Group Incorporated	NO	1
		.00000	45-5530241				XLHome Northeast, P.C.	NJ	NIA	Physician(s) Owned	Influence	0.000	UnitedHealth Group Incorporated	NO	1
		.00000	46-2931689				XLHome Oklahoma, Inc.	OK	NIA	Physician(s) Owned	Influence	0.000	UnitedHealth Group Incorporated	NO	1
		.00000	27-3543997				XLHome, P.C.	MD	NIA	Physician(s) Owned	Influence	0.000	UnitedHealth Group Incorporated	NO	1
		.00000	81-2385235				Xplor Counseling, LLC	HI	NIA	Refresh Mental Health, Inc.	Ownership	100.000	UnitedHealth Group Incorporated	NO	

Asterisk	Explanation
1	Represents a physician or physicians' owned entity (with respect to the ultimate controlling entity), where the entity is deemed to be influenced by the ultimate controlling entity.
2	Represents a minority-owned entity (with respect to the controlling entity), where the entity is deemed to be influenced by the ultimate controlling entity.

SUPPLEMENTAL EXHIBITS AND SCHEDULES INTERROGATORIES

The following supplemental reports are required to be filed as part of your statement filing. However, in the event that your company does not transact the type of business for which the special report must be filed, your response of NO to the specific interrogatory will be accepted in lieu of filing a "NONE" report and a bar code will be printed below. If the supplement is required of your company but is not being filed for whatever reason enter SEE EXPLANATION and provide an explanation following the interrogatory questions.

	Response
1. Will the Medicare Part D Coverage Supplement be filed with the state of domicile and the NAIC with this statement?	NO

AUGUST FILING

2. Will the regulator-only (non-public) Communication of Internal Control Related Matters Noted in Audit be filed with the state of domicile and electronically with the NAIC (as a regulator-only non-public document) by August 1? The response for 1st and 3rd quarters should be N/A. A NO response resulting with a bar code is only appropriate in the 2nd quarter.	N/A
--	-----

Explanation:

1.

Bar Code:

1. Medicare Part D Coverage Supplement [Document Identifier 365]



STATEMENT AS OF MARCH 31, 2022 OF THE UnitedHealthcare of Wisconsin, Inc.

OVERFLOW PAGE FOR WRITE-INS

Additional Write-ins for Assets Line 25

		Current Statement Date			4
		1	2	3	
		Assets	Nonadmitted Assets	Net Admitted Assets (Cols. 1 - 2)	Prior Year Net Admitted Assets
2504.	Miscellaneous Receivables	7	7	0	0
2505.	State Taxes Recoverable	0	0	0	509,912
2597.	Summary of remaining write-ins for Line 25 from overflow page	7	7	0	509,912

SCHEDULE A - VERIFICATION

Real Estate

	1 Year to Date	2 Prior Year Ended December 31
1. Book/adjusted carrying value, December 31 of prior year		
2. Cost of acquired:		
2.1 Actual cost at time of acquisition		
2.2 Additional investment made after acquisition		
3. Current year change in encumbrances		
4. Total gain (loss) on disposals		
5. Deduct amounts received on disposals		
6. Total foreign exchange change in book/adjusted carrying value		
7. Deduct current year's other than temporary impairment recognized		
8. Deduct current year's depreciation		
9. Book/adjusted carrying value at the end of current period (Lines 1+2+3+4-5+6-7-8)		
10. Deduct total nonadmitted amounts		
11. Statement value at end of current period (Line 9 minus Line 10)		

SCHEDULE B - VERIFICATION

Mortgage Loans

	1 Year to Date	2 Prior Year Ended December 31
1. Book value/recorded investment excluding accrued interest, December 31 of prior year		
2. Cost of acquired:		
2.1 Actual cost at time of acquisition		
2.2 Additional investment made after acquisition		
3. Capitalized deferred interest and other		
4. Accrual of discount		
5. Unrealized valuation increase (decrease)		
6. Total gain (loss) on disposals		
7. Deduct amounts received on disposals		
8. Deduct amortization of premium and mortgage interest premium and commitment fees		
9. Total foreign exchange change in book value/recorded investment excluding accrued interest		
10. Deduct current year's other than temporary impairment recognized		
11. Book value/recorded investment excluding accrued interest at end of current period (Lines 1+2+3+4+5+6-7-8+9-10)		
12. Total valuation allowance		
13. Subtotal (Line 11 plus Line 12)		
14. Deduct total nonadmitted amounts		
15. Statement value at end of current period (Line 13 minus Line 14)		

SCHEDULE BA - VERIFICATION

Other Long-Term Invested Assets

	1 Year to Date	2 Prior Year Ended December 31
1. Book/adjusted carrying value, December 31 of prior year		
2. Cost of acquired:		
2.1 Actual cost at time of acquisition		
2.2 Additional investment made after acquisition		
3. Capitalized deferred interest and other		
4. Accrual of discount		
5. Unrealized valuation increase (decrease)		
6. Total gain (loss) on disposals		
7. Deduct amounts received on disposals		
8. Deduct amortization of premium and depreciation		
9. Total foreign exchange change in book/adjusted carrying value		
10. Deduct current year's other than temporary impairment recognized		
11. Book/adjusted carrying value at end of current period (Lines 1+2+3+4+5+6-7-8+9-10)		
12. Deduct total nonadmitted amounts		
13. Statement value at end of current period (Line 11 minus Line 12)		

SCHEDULE D - VERIFICATION

Bonds and Stocks

	1 Year to Date	2 Prior Year Ended December 31
1. Book/adjusted carrying value of bonds and stocks, December 31 of prior year	1,826,337,230	1,662,641,514
2. Cost of bonds and stocks acquired	137,592,816	710,508,805
3. Accrual of discount	125,254	570,961
4. Unrealized valuation increase (decrease)	(4,599,514)	(556,891)
5. Total gain (loss) on disposals	247,783	4,241,035
6. Deduct consideration for bonds and stocks disposed of	66,711,505	537,166,600
7. Deduct amortization of premium	3,316,597	14,911,337
8. Total foreign exchange change in book/adjusted carrying value	0	0
9. Deduct current year's other than temporary impairment recognized	0	52
10. Total investment income recognized as a result of prepayment penalties and/or acceleration fees	63,274	1,009,795
11. Book/adjusted carrying value at end of current period (Lines 1+2+3+4+5-6-7+8-9+10)	1,889,738,741	1,826,337,230
12. Deduct total nonadmitted amounts	0	0
13. Statement value at end of current period (Line 11 minus Line 12)	1,889,738,741	1,826,337,230

SCHEDULE D - PART 1B

Showing the Acquisitions, Dispositions and Non-Trading Activity
During the Current Quarter for all Bonds and Preferred Stock by NAIC Designation

NAIC Designation	1 Book/Adjusted Carrying Value Beginning of Current Quarter	2 Acquisitions During Current Quarter	3 Dispositions During Current Quarter	4 Non-Trading Activity During Current Quarter	5 Book/Adjusted Carrying Value End of First Quarter	6 Book/Adjusted Carrying Value End of Second Quarter	7 Book/Adjusted Carrying Value End of Third Quarter	8 Book/Adjusted Carrying Value December 31 Prior Year
BONDS								
1. NAIC 1 (a)	1,550,120,368	189,804,299	150,087,172	8,936,246	1,598,773,741	0	0	1,550,120,368
2. NAIC 2 (a)	275,027,130	31,371,674	10,438,524	(4,129,513)	291,830,767	0	0	275,027,130
3. NAIC 3 (a)	71,623,082	4,274,062	150,295	(10,134,203)	65,612,646	0	0	71,623,082
4. NAIC 4 (a)	26,448,755	899,345	619,401	(2,641,886)	24,086,813	0	0	26,448,755
5. NAIC 5 (a)	0	0	0	0	0	0	0	0
6. NAIC 6 (a)	0	0	0	0	0	0	0	0
7. Total Bonds	1,923,219,335	226,349,380	161,295,392	(7,969,356)	1,980,303,967	0	0	1,923,219,335
PREFERRED STOCK								
8. NAIC 1	0	0	0	0	0	0	0	0
9. NAIC 2	0	0	0	0	0	0	0	0
10. NAIC 3	0	0	0	0	0	0	0	0
11. NAIC 4	0	0	0	0	0	0	0	0
12. NAIC 5	0	0	0	0	0	0	0	0
13. NAIC 6	0	0	0	0	0	0	0	0
14. Total Preferred Stock	0	0	0	0	0	0	0	0
15. Total Bonds and Preferred Stock	1,923,219,335	226,349,380	161,295,392	(7,969,356)	1,980,303,967	0	0	1,923,219,335

(a) Book/Adjusted Carrying Value column for the end of the current reporting period includes the following amount of short-term and cash equivalent bonds by NAIC designation:

NAIC 1 \$81,425,665 ; NAIC 2 \$9,139,560 ; NAIC 3 \$0 NAIC 4 \$0 ; NAIC 5 \$0 ; NAIC 6 \$0

SCHEDULE DA - PART 1

Short-Term Investments

	1	2	3	4	5
	Book/Adjusted Carrying Value	Par Value	Actual Cost	Interest Collected Year-to-Date	Paid for Accrued Interest Year-to-Date
7709999999 Totals	85,305,634	xxx	85,546,150	122,441	138,211

SCHEDULE DA - VERIFICATION

Short-Term Investments

	1	2
	Year To Date	Prior Year Ended December 31
1. Book/adjusted carrying value, December 31 of prior year	57,882,703	146,035,172
2. Cost of short-term investments acquired	79,417,913	87,976,874
3. Accrual of discount	42,960	68,806
4. Unrealized valuation increase (decrease)	0	0
5. Total gain (loss) on disposals	(48,601)	(14,492)
6. Deduct consideration received on disposals	51,763,344	174,839,113
7. Deduct amortization of premium	225,997	1,344,544
8. Total foreign exchange change in book/adjusted carrying value	0	0
9. Deduct current year's other than temporary impairment recognized	0	0
10. Book/adjusted carrying value at end of current period (Lines 1+2+3+4+5-6-7+8-9)	85,305,634	57,882,703
11. Deduct total nonadmitted amounts	0	0
12. Statement value at end of current period (Line 10 minus Line 11)	85,305,634	57,882,703

Schedule DB - Part A - Verification - Options, Caps, Floors, Collars, Swaps and Forwards

N O N E

Schedule DB - Part B - Verification - Futures Contracts

N O N E

Schedule DB - Part C - Section 1 - Replication (Synthetic Asset) Transactions (RSATs) Open

N O N E

Schedule DB-Part C-Section 2-Reconciliation of Replication (Synthetic Asset) Transactions Open

N O N E

Schedule DB - Verification - Book/Adjusted Carrying Value, Fair Value and Potential Exposure of
Derivatives

N O N E

SCHEDULE E - PART 2 - VERIFICATION

(Cash Equivalents)

	1	2
	Year To Date	Prior Year Ended December 31
1. Book/adjusted carrying value, December 31 of prior year	184,312,368	182,361,150
2. Cost of cash equivalents acquired	5,763,437,923	18,743,558,948
3. Accrual of discount	4,543	6,874
4. Unrealized valuation increase (decrease)	0	0
5. Total gain (loss) on disposals	0	82
6. Deduct consideration received on disposals	5,513,430,091	18,741,605,989
7. Deduct amortization of premium	4	8,697
8. Total foreign exchange change in book/adjusted carrying value	0	0
9. Deduct current year's other than temporary impairment recognized	0	0
10. Book/adjusted carrying value at end of current period (Lines 1+2+3+4+5-6-7+8-9)	434,324,739	184,312,368
11. Deduct total nonadmitted amounts	0	0
12. Statement value at end of current period (Line 10 minus Line 11)	434,324,739	184,312,368

Schedule A - Part 2 - Real Estate Acquired and Additions Made

N O N E

Schedule A - Part 3 - Real Estate Disposed

N O N E

Schedule B - Part 2 - Mortgage Loans Acquired and Additions Made

N O N E

Schedule B - Part 3 - Mortgage Loans Disposed, Transferred or Repaid

N O N E

Schedule BA - Part 2 - Other Long-Term Invested Assets Acquired and Additions Made

N O N E

Schedule BA - Part 3 - Other Long-Term Invested Assets Disposed, Transferred or Repaid

N O N E

STATEMENT AS OF MARCH 31, 2022 OF THE UnitedHealthcare of Wisconsin, Inc.

SCHEDULE D - PART 3

Show All Long-Term Bonds and Stock Acquired During the Current Quarter

1	2	3	4	5	6	7	8	9	10
CUSIP Identification	Description	Foreign	Date Acquired	Name of Vendor	Number of Shares of Stock	Actual Cost	Par Value	Paid for Accrued Interest and Dividends	NAIC Designation, NAIC Designation Modifier and SVO Administrative Symbol
36179W-JJ-3	GNMA Pool MA7475 MBS 4.000% 07/20/51		02/11/2022	DAIWA CAPITAL MARKETS		1,360,402	1,309,554	1,892	1.A
38383G-AV-3	GNMA GNR 2022-10 UH ABS 2.500% 12/20/51		02/02/2022	Harris Nesbitt Corp		2,612,188	2,591,135	360	1.A
912828-J2-7	US Treasury Bond 2.000% 02/15/25		02/24/2022	Bank New York Mellon		5,992,144	5,920,000	11,521	1.A
0109999999 Subtotal - Bonds - U.S. Governments						9,964,734	9,820,689	13,773	XXX
010268-CJ-2	ALABAMA FEDERAL Rev Bond MW 2.156% 09/01/32		01/04/2022	Morgan Stanley		1,961,360	2,000,000	9,822	1.C FE
3137FR-TL-5	FHLMC FHR 4957 WM CMBS 3.500% 03/25/50		02/10/2022	Cantor Fitzgerald		2,628,164	2,560,940	2,490	1.A
3140QN-B6-8	FNMA Pool CB2760 MBS 3.500% 02/01/52		02/09/2022	Merrill Lynch		2,175,662	2,097,023	2,650	1.A
3140XG-BP-3	FNMA Pool FS094 MBS 4.000% 03/01/52		03/22/2022	JP Morgan Chase		4,087,054	3,992,238	9,759	1.A
3140XG-JV-2	FNMA Pool FS1175 MBS 3.500% 03/01/52		03/18/2022	JP Morgan Chase		2,636,969	2,600,000	5,056	1.A
31419E-BT-6	FNMA Pool MA4549 MBS 3.000% 02/01/52		01/12/2022	Mizuho Investor Sec Co		2,783,531	2,700,000	2,700	1.A
544445-VL-0	LOS ANGELES CA D Rev Bond MW 1.776% 05/15/29		02/02/2022	Morgan Stanley		1,528,056	1,605,000	9,343	1.D FE
576051-Z0-2	MASSACHUSETTS ST Rev Bond Cont Call 2.240% 08/01/32		01/05/2022	Morgan Stanley		2,757,130	2,760,000	2,576	1.B FE
64971X-R9-1	NEW YORK CITY NY Rev Bond MW 3.150% 02/01/27		03/31/2022	JP Morgan Chase		2,066,242	2,060,000		1.B FE
65887P-WK-7	NORTH DAKOTA ST Rev Bond Cont Call 2.430% 12/01/32		01/11/2022	RBC Capital Markets		1,722,344	1,725,000	2,445	1.C FE
79766D-US-6	SAN FRANCISCO CA Rev Bond MW 2.733% 05/01/32		01/26/2022	CitiGroup		1,135,000	1,135,000	0	1.E FE
0909999999 Subtotal - Bonds - U.S. Special Revenues						25,481,512	25,235,201	46,841	XXX
031162-DD-9	AMGEN INC Corp Note Call MW 3.000% 02/22/29		02/17/2022	CitiGroup		717,746	720,000	0	2.A FE
04010L-BD-4	ARES CAPITAL CORP Note Call MW 2.875% 06/15/27		01/06/2022	JP Morgan Chase		2,084,609	2,095,000	0	2.C FE
045086-AP-0	ASHTON WOODS USA Corp Note Call MW Prv Plc 4.625% 04/01/30		01/20/2022	JP Morgan Chase		8,800	8,000	127	4.A FE
05565E-BZ-7	BMW US CAP LLC Corp Note MW Prv Plc 3.250% 04/01/25		03/28/2022	Morgan Stanley		1,988,129	1,990,000	0	1.F FE
06051G-HT-9	BANK OF AMER CRP Corp Note Call MW 3.559% 04/23/27		01/10/2022	Goldman Sachs		3,549,235	3,360,000	26,242	1.F FE
06051G-JZ-3	BANK OF AMER CRP Corp Note Call MW 2.087% 06/14/29		02/04/2022	Merrill Lynch		3,297,383	3,455,000	10,816	1.F FE
06051G-KJ-7	BANK OF AMER CRP Corp Note Call MW 2.551% 02/04/28		02/01/2022	Merrill Lynch		1,120,000	1,120,000	0	1.F FE
090572-AR-9	BIO-RAD LABS Corp Note Call MW 3.300% 03/15/27		02/23/2022	JP Morgan Chase		319,334	320,000	0	2.B FE
09261H-AQ-0	BLACKSTONE PRIVA Corp Note Call MW Prv Plc 4.000% 01/15/29		01/10/2022	Wachovia Bank		2,075,412	2,090,000	0	2.C FE
103557-AC-8	BOYNE USA Corp Note Call MW Prv Plc 4.750% 05/15/29		02/02/2022	Wachovia Bank		9,000	9,000	94	4.B FE
110122-DU-9	BRISTOL-MYERS Corp Note Call MW 2.950% 03/15/32		02/15/2022	Merrill Lynch		1,235,499	1,240,000	0	1.F FE
1248EP-CQ-4	CCO HOLDINGS LLC Corp Note Call MW Prv Plc 4.750% 02/01/32		01/13/2022	Deutsche Bank		139,000	139,000	0	3.C FE
12511V-AA-6	CDI ESCROW ISS Corp Note Call MW Prv Plc 5.750% 04/01/30		03/30/2022	Various		97,105	97,000	0	4.A FE
12543D-BM-1	CHS/COMMUNITY Corp Note Call MW Prv Plc 5.250% 05/15/30		01/20/2022	CitiGroup		18,000	18,000	0	4.B FE
126416-AA-4	Credit Suisse Mortgage Trust CSMC 2022-NQMI A1 RMBS Prv Plc 2.265% 11/25/66		01/24/2022	Credit Suisse		2,299,977	2,300,000	3,907	1.A FE
13123X-BB-7	CALLON PETROLEUM Corp Note Call MW Prv Plc 9.000% 04/01/25		02/24/2022	Various		25,633	24,000	867	3.C FE
144285-AM-5	CARPENTER TECH Corp Note Call MW 7.625% 03/15/30		03/11/2022	JP Morgan Chase		27,000	27,000	0	3.B FE
171779-AL-5	CIENA CORP Corp Note Call MW Prv Plc 4.000% 01/31/30		01/11/2022	Merrill Lynch		47,000	47,000	0	3.B FE
172967-NG-2	CITIGROUP INC Corp Note Call MW 3.070% 02/24/28		02/16/2022	CitiGroup		2,700,000	2,700,000	0	1.G FE
17327C-AQ-6	CITIGROUP INC Corp Note Call MW 3.057% 01/25/33		01/18/2022	CitiGroup		990,000	990,000	0	1.G FE
18972E-AA-3	Clydesdale Acquisition Corp Note Call MW Prv Plc 6.625% 04/15/29		03/31/2022	Various		70,395	70,000	0	4.B FE
20030N-DK-4	COMCAST CORP Corp Note Call MW 3.300% 04/01/27		01/10/2022	CitiGroup		1,867,302	1,755,000	16,248	1.G FE
201723-AQ-6	COMMERCIAL METAL Corp Note Call MW 4.125% 01/15/30		01/13/2022	Merrill Lynch		32,000	32,000	0	3.A FE
201723-AR-4	COMMERCIAL METAL Corp Note Call MW 4.375% 03/15/32		01/13/2022	Merrill Lynch		34,000	34,000	0	3.A FE
20826F-AU-0	CONOCOPHIL CO Corp Note Call 2.400% 03/07/25		02/22/2022	CitiGroup		923,909	925,000	0	1.G FE
22303X-AA-3	COVERT MERGECO Corp Note MW 4.875% 12/01/29		01/04/2022	Credit Suisse		14,140	14,000	93	4.B FE
22822V-AZ-4	CROWN CASTLE INT Corp Note Call MW 2.900% 03/15/27		03/02/2022	Merrill Lynch		264,359	265,000	0	2.C FE
24422E-WB-1	JOHN DEERE CAP Corp Note Non Call 2.125% 03/07/25		03/02/2022	Mitsubishi Bank LTD		909,609	910,000	0	1.F FE
26442C-AX-2	DUKE ENERGY CAR Corp Note Call MW 3.950% 11/15/28		02/04/2022	Deutsche Bank		2,594,040	2,400,000	21,857	1.F FE
26884L-AN-9	EQT CORP Corp Note Call MW Prv Plc 3.625% 05/15/31		02/18/2022	Credit Suisse		19,225	20,000	197	2.C FE
29082K-AA-3	EMBECTA CORP Corp Note Call Prv Plc 5.000% 02/15/30		01/27/2022	Morgan Stanley		12,000	12,000	0	4.A FE
29082K-AB-1	EMBECTA CORP Corp Note Call Prv Plc 6.750% 02/15/30		03/23/2022	Morgan Stanley		26,600	27,000	0	4.A FE
291011-BQ-6	EMERSON ELECTRIC Corp Note Call MW 2.000% 12/21/28		01/28/2022	Wachovia Bank		610,767	627,000	1,393	1.F FE
29375J-AC-8	Enterprise Fleet EFF 2022-1 A3 ABS Prv Plc 3.270% 01/20/28		03/23/2022	Mitsubishi Bank LTD		809,956	810,000	0	1.A FE
31558T-AA-7	FERTITTA ENT LLC Corp Note Call MW Prv Plc 4.625% 01/15/29		03/31/2022	Various		129,065	134,000	809	4.B FE
31573C-AA-3	Ellington Financial Mtge Trust EFMT 2022-1 A1 RMBS Prv Plc 2.206% 02/25/26		01/14/2022	Nomura Securities		2,999,948	3,000,000	3,677	1.A FE
35906A-BF-4	FRONTIER COMM Corp Note Call MW Prv Plc 5.000% 05/01/28		03/29/2022	Various		62,175	65,000	1,354	4.A FE
38141G-ZK-3	GOLDMAN SACHS GP Corp Note Call MW 2.640% 02/24/28		01/19/2022	Goldman Sachs		1,660,000	1,660,000	0	1.F FE
38141G-ZL-1	GOLDMAN SACHS GP Corp Note Call 1.410% 02/24/28		01/19/2022	Goldman Sachs		1,075,000	1,075,000	0	1.F FE
38141G-ZS-6	GOLDMAN SACHS GP Corp Note Call 1.900% 03/15/28		03/10/2022	Goldman Sachs		2,030,000	2,030,000	0	1.F FE

STATEMENT AS OF MARCH 31, 2022 OF THE UnitedHealthcare of Wisconsin, Inc.

SCHEDULE D - PART 3

Show All Long-Term Bonds and Stock Acquired During the Current Quarter

1	2	3	4	5	6	7	8	9	10
CUSIP Identification	Description	Foreign	Date Acquired	Name of Vendor	Number of Shares of Stock	Actual Cost	Par Value	Paid for Accrued Interest and Dividends	NAIC Designation, NAIC Designation Modifier and SVO Administrative Symbol
404119-CD-9	HCA INC Corp Note Call MW Prv Plc 3.125% 03/15/27		03/02/2022	Morgan Stanley		558,891	560,000	.0	2.C FE
42806M-AJ-8	Hertz Vehicle Fi HERTZ 2022-1A A ABS Prv Plc 1.990% 06/25/26		01/11/2022	RBC Capital Markets		925,835	926,000	.0	1.A FE
45344L-AA-1	CRESCENT ENRGY Corp Note Call MW Prv Plc 7.250% 05/01/26		03/04/2022	Morgan Stanley		26,325	26,000	.665	4.B FE
459200-JR-3	IBM CORP Corp Note MW 3.300% 01/27/27		01/10/2022	Goldman Sachs		1,515,573	1,425,000	21,553	1.G FE
459200-KM-2	IBM CORP Corp Note Call MW 2.200% 02/09/27		02/02/2022	HSBC Securities Inc		1,049,853	1,050,000	.0	1.G FE
46647P-CB-0	JPMORGAN CHASE Corp Note Call MW 1.578% 04/22/27		01/10/2022	Goldman Sachs		590,631	605,000	2,122	1.F FE
46647P-CJ-8	JPMORGAN CHASE Corp Note Call MW 2.963% 01/25/33		01/18/2022	JP Morgan Chase		940,000	940,000	.0	1.F FE
46647P-CV-6	JPMORGAN CHASE Corp Note Call MW 2.595% 02/24/26		02/16/2022	JP Morgan Chase		3,300,000	3,300,000	.0	1.F FE
483007-AJ-9	KAISER ALUMINUM Corp Note Call MW Prv Plc 4.625% 03/01/28		03/29/2022	Goldman Sachs		42,188	45,000	.173	3.B FE
485134-BN-9	EVERGY METRO Corp Note Call MW 3.150% 03/15/23		03/02/2022	Various		441,145	436,000	6,447	1.F FE
527298-BS-1	LEVEL 3 FIN INC Corp Note Call MW Prv Plc 3.625% 01/15/29		02/11/2022	Credit Suisse		106,800	120,000	.725	3.B FE
55903V-AE-3	MAGALLANES INC Corp Note MW Prv Plc 3.638% 03/15/25		03/09/2022	Goldman Sachs		1,150,000	1,150,000	.0	2.C FE
55903V-AJ-2	MAGALLANES INC Corp Note Call MW Prv Plc 4.054% 03/15/29		03/09/2022	Goldman Sachs		770,000	770,000	.0	2.C FE
58502B-AE-6	MEDNAX INC Corp Note Call MW Prv Plc 5.375% 02/15/30		02/02/2022	Merrill Lynch		30,000	30,000	.0	4.A FE
61747Y-EM-3	MORGAN STANLEY Corp Note Call MW 2.630% 02/18/26		02/16/2022	Morgan Stanley		2,700,000	2,700,000	.0	1.F FE
61772B-AB-9	MORGAN STANLEY Corp Note Call MW 1.593% 05/04/27		01/10/2022	Merrill Lynch		1,654,913	1,695,000	5,100	1.F FE
61946Q-AA-9	Mosaic Solar Loa MSAIC 2022-1A A ABS Prv Plc 2.640% 01/20/53		03/10/2022	RBC Capital Markets		2,349,806	2,440,000	.0	1.D FE
63743H-FB-3	NATL RURAL UTIL Corp Note 0.450% 08/07/23		01/31/2022	Mizuho Investor Sec Co		782,000	782,000	.0	1.F FE
63942M-AA-8	Navient Student NAVSL 2022-A A ABS Prv Plc 2.230% 07/15/70		02/01/2022	Merrill Lynch		2,488,953	2,489,000	.0	1.A FE
64952W-EQ-4	NEW YORK LIFE GL Corp Note Fixed Prv Plc 1.850% 08/01/31		02/09/2022	JP Morgan Chase		2,663,655	2,890,000	1,485	1.A FE
665531-AG-4	NORTHERN OIL Corp Note Call MW Prv Plc 8.125% 03/01/28		02/22/2022	Various		24,888	24,000	.931	4.B FE
68269B-AA-6	OneMain Financia OMFIT 2019-2A A ABS Prv Plc 3.140% 10/14/36		01/31/2022	Cantor Fitzgerald		1,858,922	1,800,000	2,826	1.A FE
690732-AG-7	OWENS & MINOR Corp Note Call MW Prv Plc 6.625% 04/01/30		03/23/2022	JP Morgan Chase		25,000	25,000	.0	4.B FE
69430B-KA-4	PACIFIC GAS&ELEC Corp Note Call 3.250% 02/16/24		02/16/2022	Merrill Lynch		3,598,704	3,600,000	.0	2.C FE
72815L-AA-5	Playtika Holding Corp Corp Note Call MW Prv Plc 4.250% 03/15/29		03/30/2022	Credit Suisse		3,000	3,000	.6	4.B FE
74271B-FV-6	PROCTER & GAMBLE Corp Note Non Call 1.900% 02/01/27		01/27/2022	CitiGroup		2,796,024	2,800,000	.0	1.D FE
74444B-CH-2	PUBLIC SERV COLO Corp Note Call MW 2.500% 03/15/23		03/02/2022	Wells Fargo		495,647	493,000	5,786	1.F FE
74938F-AE-8	Woodward Capital Management RCKT 2022-1 A5 RMBS Prv Plc 2.500% 01/25/52		01/10/2022	Merrill Lynch		1,792,688	1,800,000	2,125	1.A FE
75281A-BK-4	RANGE RESOURCES Corp Note Call MW Prv Plc 4.750% 02/15/30		01/13/2022	Wachovia Bank		23,000	23,000	.0	4.A FE
75458J-AA-5	RAYBURN CTRY Corp Note Non Call Sink Prv Pl 2.307% 12/01/30		02/04/2022	Jefferies and Company		412,000	412,000	.0	1.A FE
75606D-AQ-4	REALOGY GRP / CO Corp Note Call MW Prv Plc 5.250% 04/15/30		01/05/2022	JP Morgan Chase		24,000	24,000	.0	4.B FE
78433L-AD-8	SOE REC FUND Corp Note Non Call 1.977% 11/15/28		02/08/2022	RBC Capital Markets		309,989	310,000	.0	1.A FE
78450F-AA-5	SMB Private Educ SMB 2022-A APT ABS Prv Plc 2.850% 11/16/54		03/08/2022	Goldman Sachs		3,899,987	3,924,000	.0	1.A FE
80282K-BC-9	SANTANDER HOLD Corp Note Call MW 2.490% 01/06/28		01/03/2022	Pershing		860,000	860,000	.0	2.A FE
808513-BZ-7	SCHWAB CHARLES Corp Note Call 1.100% 03/03/27		03/01/2022	Credit Suisse		2,055,000	2,055,000	.0	1.F FE
810186-AW-6	SCOTT'S MIRACLE Corp Note Call MW 4.375% 02/01/32		01/26/2022	Tax Free Exchange		19,000	19,000	.376	4.A FE
810186-AX-4	SCOTT'S MIRACLE Corp Note Call MW 4.000% 04/01/31		02/09/2022	Tax Free Exchange		43,000	43,000	.612	4.A FE
852234-AM-5	SQUARE INC Corp Note Call MW Prv Plc 3.500% 06/01/31		02/11/2022	Credit Suisse		15,513	17,000	.122	3.B FE
85236F-AA-1	SRM ESCROW ISSUR Corp Note Call MW Prv Plc 6.000% 11/01/28		03/29/2022	JP Morgan Chase		1,955	2,000	.50	4.A FE
854502-AP-6	STANLEY BLACK Corp Note MW 2.300% 02/24/25		02/22/2022	CitiGroup		1,657,759	1,660,000	.0	1.G FE
855244-BC-2	STARBUCKS CORP Corp Note Call MW 3.000% 02/14/32		02/09/2022	Morgan Stanley		768,545	770,000	.0	2.A FE
85571B-AY-1	STARWOOD PROP TR Corp Note Call MW Prv Plc 4.375% 01/15/27		01/10/2022	JP Morgan Chase		35,000	35,000	.0	3.C FE
857477-BS-1	STATE STREET CRP Corp Note Call 2.203% 02/07/28		02/02/2022	Goldman Sachs		2,060,000	2,060,000	.0	1.E FE
87612E-BM-7	TARGET CORP Corp Note Call MW 1.950% 01/15/27		01/19/2022	CitiGroup		908,453	910,000	.0	1.F FE
880779-BA-0	TEREX CORP Corp Note Call MW Prv Plc 5.000% 05/15/29		03/29/2022	Jefferies and Company		4,775	5,000	.94	4.B FE
90184L-AP-7	TIWITTER INC Corp Note Call MW Prv Plc 5.000% 03/01/30		02/23/2022	JP Morgan Chase		119,000	119,000	.0	3.B FE
90781B-FX-1	UNION PAC CORP Corp Note Call MW 2.800% 02/14/32		02/09/2022	JP Morgan Chase		1,683,122	1,690,000	.0	1.G FE
92535U-AB-0	VERTIV GROUP COR Corp Note Call MW Prv Plc 4.125% 11/15/28		03/29/2022	Various		20,430	23,000	.398	4.A FE
95000U-2U-6	WELLS FARGO CO Corp Note Call MW 3.350% 03/02/33		02/23/2022	Wachovia Bank		1,890,000	1,890,000	.0	1.E FE
06368F-AJ-8	BANK OF MONTREAL Corp Note MW 2.650% 03/08/27	A.	03/03/2022	Harris Nesbitt Corp		2,045,716	2,050,000	.0	1.F FE
071734-AP-2	BAUSCH HEALTH Corp Note Call MW Prv Plc 6.125% 02/01/27	A.	01/27/2022	Barclays Group Inc.		60,000	60,000	.0	3.B FE
29250N-BL-8	ENBRIDGE INC Corp Note MW 2.500% 02/14/25	A.	02/15/2022	Merrill Lynch		649,571	650,000	.0	2.A FE
775109-CB-5	ROGERS COMM INC Corp Note Call MW Prv Plc 3.200% 03/15/27	A.	03/07/2022	JP Morgan Chase		3,999,640	4,000,000	.0	2.A FE
03969Y-AB-4	ARDAGH METAL PAC Corp Note Call MW Prv Plc 4.000% 09/01/29	D.	03/31/2022	CitiGroup		180,910	200,000	3,089	4.C FE
23636A-BD-2	DANSKE BANK A/S Corp Note Call Prv Plc 3.773% 03/28/25	D.	03/28/2022	Merrill Lynch		1,420,000	1,420,000	.0	2.A FE
46590X-AF-3	JBS USA/FOOD/FIN Corp Note Call MW Prv Plc 3.000% 02/02/29	D.	01/19/2022	Barclays Group Inc.		1,406,634	1,430,000	.0	2.C FE
61774J-AC-8	Morgan Stanley E MSEV 2022-16A A2 QLO Prv Plc 2.325% 04/15/35	D.	02/25/2022	Merrill Lynch		1,000,000	1,000,000	.0	1.A

SCHEDULE D - PART 3

Show All Long-Term Bonds and Stock Acquired During the Current Quarter

1	2	3	4	5	6	7	8	9	10
CUSIP Identification	Description	Foreign	Date Acquired	Name of Vendor	Number of Shares of Stock	Actual Cost	Par Value	Paid for Accrued Interest and Dividends	NAIC Designation, NAIC Designation Modifier and SVO Administrative Symbol
64135G-AC-2	Neuberger Berman NEUB 2022-48A A2 QLO 2.116% 04/25/36	D	02/22/2022	Merrill Lynch		1,000,000	1,000,000	0	1.A FE
1109999999. Subtotal - Bonds - Industrial and Miscellaneous (Unaffiliated)						102,146,575	102,199,000	142,366	XXX
2509999997. Total - Bonds - Part 3						137,592,821	137,254,890	202,980	XXX
2509999998. Total - Bonds - Part 5						XXX	XXX	XXX	XXX
2509999999. Total - Bonds						137,592,821	137,254,890	202,980	XXX
4509999997. Total - Preferred Stocks - Part 3						0	XXX	0	XXX
4509999998. Total - Preferred Stocks - Part 5						XXX	XXX	XXX	XXX
4509999999. Total - Preferred Stocks						0	XXX	0	XXX
5989999997. Total - Common Stocks - Part 3						0	XXX	0	XXX
5989999998. Total - Common Stocks - Part 5						XXX	XXX	XXX	XXX
5989999999. Total - Common Stocks						0	XXX	0	XXX
5999999999. Total - Preferred and Common Stocks						0	XXX	0	XXX
6009999999 - Totals						137,592,821	XXX	202,980	XXX

STATEMENT AS OF MARCH 31, 2022 OF THE UnitedHealthcare of Wisconsin, Inc.

SCHEDULE D - PART 4

Show All Long-Term Bonds and Stock Sold, Redeemed or Otherwise Disposed of During the Current Quarter

1	2	3	4	5	6	7	8	9	10	Change In Book/Adjusted Carrying Value					16	17	18	19	20	21	22
										11	12	13	14	15							
CUSIP Ident-ification	Description	For- eign	Disposal Date	Name of Purchaser	Number of Shares of Stock	Consid- eration	Par Value	Actual Cost	Prior Year Book/ Adjusted Carrying Value	Unrealized Valuation Increase/ (Decrease)	Current Year's (Amor- tization)/ Accretion	Current Year's Other Than Temporary Impairment Recogn- ized	Total Change in Book/ Adjusted Carrying Value (11 + 12 - 13)	Total Foreign Exchange Change in Book /Adjusted Carrying Value	Book/ Adjusted Carrying Value at Disposal Date	Foreign Exchange Gain (Loss) on Disposal	Realized Gain (Loss) on Disposal	Total Gain (Loss) on Disposal	Bond Interest/ Stock Dividends Received During Year	Stated Con- tractual Maturity Date	NAIC Desig- nation, NAIC Desig- nation Modifier and SVO Admini- strative Symbol
36179M-X4-7	GNMA Pool G2 MA0699 MBS 3.500% 01/20/43		03/01/2022	Paydown		90,005	90,005	95,103	94,799	.0	(4,794)	.0	(4,794)	.0	90,005	.0	.0	.0	492	01/20/2043	1.A
36179Q-JS-1	GNMA Pool MA2073 MBS 3.500% 07/20/44		03/01/2022	Paydown		102,584	102,584	107,216	107,091	.0	(4,508)	.0	(4,508)	.0	102,584	.0	.0	.0	549	07/20/2044	1.A
36179R-7H-6	GNMA Pool MA3596 MBS 3.000% 04/20/46		03/01/2022	Paydown		39,832	39,832	40,772	40,756	.0	(924)	.0	(924)	.0	39,832	.0	.0	.0	186	04/20/2046	1.A
36179S-B7-1	GNMA Pool MA3662 MBS 3.000% 05/20/46		03/01/2022	Paydown		46,944	46,944	48,051	48,033	.0	(1,089)	.0	(1,089)	.0	46,944	.0	.0	.0	224	05/20/2046	1.A
36179S-GK-7	GNMA Pool MA3802 MBS 3.000% 07/20/46		03/01/2022	Paydown		25,027	25,027	25,618	25,608	.0	(581)	.0	(581)	.0	25,027	.0	.0	.0	117	07/20/2046	1.A
36179W-JU-3	GNMA Pool MA7475 MBS 4.000% 07/20/51		03/01/2022	Paydown		50,390	50,390	52,346	.0	.0	(1,957)	.0	(1,957)	.0	50,390	.0	.0	.0	168	07/20/2051	1.A
36181C-CF-3	GNMA Pool AE8170 MBS 4.000% 02/15/44		03/01/2022	Paydown		4,957	4,957	5,332	5,315	.0	(358)	.0	(358)	.0	4,957	.0	.0	.0	33	02/15/2044	1.A
36181C-K8-0	GNMA Pool AE8419 MBS 4.000% 06/15/44		03/01/2022	Paydown		58,133	58,133	62,756	62,526	.0	(4,393)	.0	(4,393)	.0	58,133	.0	.0	.0	255	06/15/2044	1.A
36184C-SB-2	GNMA Pool AL5914 MBS 3.500% 03/15/45		03/01/2022	Paydown		90,339	90,339	95,759	95,533	.0	(5,195)	.0	(5,195)	.0	90,339	.0	.0	.0	439	03/15/2045	1.A
36202F-LN-4	GNMA Pool 4933 SF MBS 4.000% 10/20/40		03/01/2022	Paydown		80,478	80,478	86,231	85,943	.0	(5,365)	.0	(5,365)	.0	80,478	.0	.0	.0	501	10/20/2040	1.A
36224Z-RN-4	GNMA Pool 784093 MBS 5.000% 06/15/40		03/01/2022	Paydown		66,656	66,656	73,697	73,229	.0	(6,573)	.0	(6,573)	.0	66,656	.0	.0	.0	528	06/15/2040	1.A
36224Z-Z8-8	GNMA Pool 784367 MBS 4.000% 03/15/44		03/01/2022	Paydown		89,670	89,670	95,261	95,061	.0	(5,390)	.0	(5,390)	.0	89,670	.0	.0	.0	588	03/15/2044	1.A
38380K-GF-6	GNMA 2017-172 PA RMBS 3.000% 02/20/47		03/01/2022	Paydown		83,752	83,752	81,475	82,353	.0	1,399	.0	1,399	.0	83,752	.0	.0	.0	390	02/20/2047	1.A
38380X-SL-2	GNMA GNR 2018-94 P RMBS 3.000% 05/20/43		03/01/2022	Paydown		47,056	47,056	46,335	46,783	.0	272	.0	272	.0	47,056	.0	.0	.0	218	05/20/2043	1.A
38381B-C3-6	GNMA GNR 2019-5 PB CMBS 3.500% 11/20/47		03/01/2022	Paydown		78,321	78,321	78,535	78,346	.0	(26)	.0	(26)	.0	78,321	.0	.0	.0	430	11/20/2047	1.A
38381X-FS-0	GNMA GNR 2019-90 EA RMBS 3.000% 04/20/49		03/01/2022	Paydown		154,464	154,464	157,795	156,333	.0	(1,869)	.0	(1,869)	.0	154,464	.0	.0	.0	721	04/20/2049	1.A
38383G-AV-3	GNMA GNR 2022-10 UH ABS 2.500% 12/20/51		03/01/2022	Paydown		8,751	8,751	8,822	.0	.0	(71)	.0	(71)	.0	8,751	.0	.0	.0	18	12/20/2051	1.A
912828-SV-8	US Treasury Note 2.500% 01/15/22		01/18/2022	Maturity		1,020,000	1,020,000	1,038,328	1,020,316	.0	(316)	.0	(316)	.0	1,020,000	.0	.0	.0	12,750	01/15/2022	1.A
	US Treasury Note Inflation Index 0.125%																				
912828-SA-9	01/15/22		01/15/2022	Maturity		2,449,500	2,000,000	2,163,898	2,443,911	(264,162)	151	.0	(264,011)	.0	2,179,900	.0	269,600	269,600	1,531	01/15/2022	1.A
912828-SF-8	US Treasury Note 2.000% 02/15/22		02/15/2022	Maturity		4,550,000	4,550,000	4,608,359	4,553,686	.0	(3,686)	.0	(3,686)	.0	4,550,000	.0	.0	.0	45,500	02/15/2022	1.A
912828-Z6-0	US Treasury Note 1.375% 01/31/22		01/31/2022	Maturity		6,540,000	6,540,000	6,636,823	6,546,546	.0	(6,546)	.0	(6,546)	.0	6,540,000	.0	.0	.0	44,963	01/31/2022	1.A
912828-ZA-1	US Treasury Note 1.125% 02/28/22		02/28/2022	Maturity		9,795,000	9,795,000	9,920,674	9,806,370	.0	(11,370)	.0	(11,370)	.0	9,795,000	.0	.0	.0	55,097	02/28/2022	1.A
0109999999. Subtotal - Bonds - U.S. Governments						25,471,859	25,022,359	25,529,186	25,468,438	(264,162)	(63,189)	0	(327,351)	0	25,202,259	0	269,600	269,600	165,698	XXX	XXX
3128MJ-3N-8	FHLMC Pool G08804 MBS 3.500% 03/01/48		03/01/2022	Paydown		66,012	66,012	65,017	65,030	.0	982	.0	982	.0	66,012	.0	.0	.0	373	03/01/2048	1.A
3128MJ-LX-6	FHLMC Pool G08597 MBS 3.500% 07/01/44		03/01/2022	Paydown		11,390	11,390	11,671	11,660	.0	(270)	.0	(270)	.0	11,390	.0	.0	.0	62	07/01/2044	1.A
3128MM-K2-8	FHLMC Pool G18312 MBS 4.000% 06/01/24		03/01/2022	Paydown		9,963	10,642	9,963	10,206	.0	(243)	.0	(243)	.0	9,963	.0	.0	.0	66	06/01/2024	1.A
3128PQ-Z5-3	FHLMC Pool J11664 MBS 4.000% 02/01/25		03/01/2022	Paydown		6,195	6,195	6,478	6,299	.0	(103)	.0	(103)	.0	6,195	.0	.0	.0	41	02/01/2025	1.A
3131XX-S0-9	FHLMC Pool ZM4444 MBS 3.500% 10/01/47		03/01/2022	Paydown		62,436	67,474	67,587	67,474	.0	(5,038)	.0	(5,038)	.0	62,436	.0	.0	.0	385	10/01/2047	1.A
3132AC-S3-5	FHLMC Pool ZT0538 MBS 3.500% 03/01/48		03/01/2022	Paydown		63,777	63,777	68,510	68,426	.0	(4,649)	.0	(4,649)	.0	63,777	.0	.0	.0	348	03/01/2048	1.A
3132AC-S7-6	FHLMC Pool ZT0542 MBS 4.000% 07/01/48		03/01/2022	Paydown		245,423	245,423	270,770	270,113	.0	(24,690)	.0	(24,690)	.0	245,423	.0	.0	.0	1,546	07/01/2048	1.A
3132AC-SX-9	FHLMC Pool ZT0534 MBS 3.500% 12/01/47		03/01/2022	Paydown		86,999	86,999	94,869	94,771	.0	(7,772)	.0	(7,772)	.0	86,999	.0	.0	.0	467	12/01/2047	1.A
3132AC-SZ-4	FHLMC Pool ZT0536 MBS 3.500% 03/01/48		03/01/2022	Paydown		76,191	76,191	82,763	82,597	.0	(6,406)	.0	(6,406)	.0	76,191	.0	.0	.0	423	03/01/2048	1.A
3132AD-ME-5	FHLMC Pool ZT1257 MBS 3.000% 01/01/46		03/01/2022	Paydown		55,521	55,521	60,583	60,435	.0	(4,914)	.0	(4,914)	.0	55,521	.0	.0	.0	268	01/01/2046	1.A
3132AD-TZ-1	FHLMC Pool ZT1468 MBS 3.000% 11/01/46		03/01/2022	Paydown		51,359	51,359	53,365	53,309	.0	(1,950)	.0	(1,950)	.0	51,359	.0	.0	.0	240	11/01/2046	1.A
3132AD-UB-2	FHLMC Pool ZT1478 MBS 3.500% 01/01/45		03/01/2022	Paydown		177,534	177,534	194,955	194,603	.0	(17,069)	.0	(17,069)	.0	177,534	.0	.0	.0	1,062	01/01/2045	1.A
3132DS-BE-7	FHLMC Pool SB8069 MBS 2.000% 10/01/35		03/01/2022	Paydown		213,014	213,014	221,418	221,126	.0	(8,112)	.0	(8,112)	.0	213,014	.0	.0	.0	669	10/01/2035	1.A
3132DB-N2-2	FHLMC Pool SB8509 MBS 2.000% 01/01/36		03/01/2022	Paydown		146,661	146,661	153,581	153,310	.0	(6,649)	.0	(6,649)	.0	146,661	.0	.0	.0	454	01/01/2036	1.A
3132DM-A5-4	FHLMC Pool SC0028 MBS 3.000% 08/01/48		03/01/2022	Paydown		134,861	134,861	137,242	137,191	.0	(2,330)	.0	(2,330)	.0	134,861	.0	.0	.0	639	08/01/2048	1.A
3132DM-A6-2	FHLMC Pool SD0029 MBS 3.000% 12/01/47		03/01/2022	Paydown		21,171	21,171	22,076	22,051	.0	(880)	.0	(880)	.0	21,171	.0	.0	.0	91	12/01/2047	1.A
3132DM-A8-8	FHLMC Pool SD0031 MBS 3.000% 08/01/46		03/01/2022	Paydown		3,499	3,499	3,639	3,635	.0	(137)	.0	(137)	.0	3,499	.					

STATEMENT AS OF MARCH 31, 2022 OF THE UnitedHealthcare of Wisconsin, Inc.

SCHEDULE D - PART 4

Show All Long-Term Bonds and Stock Sold, Redeemed or Otherwise Disposed of During the Current Quarter

1	2	3	4	5	6	7	8	9	10	Change In Book/Adjusted Carrying Value					16	17	18	19	20	21	22
										11	12	13	14	15							
CUSIP Ident-ification	Description	For-foreign	Disposal Date	Name of Purchaser	Number of Shares of Stock	Consid-eration	Par Value	Actual Cost	Prior Year Book/ Adjusted Carrying Value	Unrealized Valuation Increase/(Decrease)	Current Year's (Amor-tization)/ Accretion	Current Year's Other Than Temporary Impairment Recogn-ized	Total Change in Book/ Adjusted Carrying Value (11 + 12 - 13)	Total Foreign Exchange Change in Book /Adjusted Carrying Value	Book/ Adjusted Carrying Value at Disposal Date	Foreign Exchange Gain (Loss) on Disposal	Realized Gain (Loss) on Disposal	Total Gain (Loss) on Disposal	Bond Interest/ Stock Dividends Received During Year	Stated Con-tractual Maturity Date	NAIC Desig-nation, NAIC Desig-nation Modifier and SVO Admini-strative Symbol
31334X-SB-1	FHLMC Pool QA1742 MBS	3.000%	08/01/49	Paydown		46,564	46,564	47,757	47,743	.0	(1,179)	.0	(1,179)	.0	46,564	.0	.0	.0	267	08/01/2049	1.A
31334X-BB-0	FHLMC Pool QA1766 MBS	3.000%	08/01/49	Paydown		28,839	28,839	29,578	29,569	.0	(730)	.0	(730)	.0	28,839	.0	.0	.0	110	08/01/2049	1.A
31334X-KT-5	FHLMC Pool QA1206 MBS	3.000%	07/01/49	Paydown		9,159	9,159	9,448	9,444	.0	(286)	.0	(286)	.0	9,159	.0	.0	.0	41	07/01/2049	1.A
31334Y-TD-9	FHLMC Pool QA2348 MBS	3.000%	09/01/49	Paydown		3,616	3,616	3,709	3,708	.0	(92)	.0	(92)	.0	3,616	.0	.0	.0	18	09/01/2049	1.A
31334Y-VF-1	FHLMC Pool QA2414 MBS	3.000%	09/01/49	Paydown		2,025	2,025	2,100	2,099	.0	(74)	.0	(74)	.0	2,025	.0	.0	.0	7	09/01/2049	1.A
31334Y-VH-7	FHLMC Pool QA2416 MBS	3.000%	09/01/49	Paydown		15,049	15,049	15,578	15,570	.0	(521)	.0	(521)	.0	15,049	.0	.0	.0	75	09/01/2049	1.A
31335A-SZ-7	FHLMC Pool G60864 MBS	3.000%	02/01/47	Paydown		69,733	69,733	74,777	74,656	.0	(4,924)	.0	(4,924)	.0	69,733	.0	.0	.0	357	02/01/2047	1.A
31335A-WT-1	FHLMC Pool G60658 MBS	3.500%	07/01/46	Paydown		65,888	65,888	73,136	72,990	.0	(7,102)	.0	(7,102)	.0	65,888	.0	.0	.0	367	07/01/2046	1.A
31335A-WU-8	FHLMC Pool G60659 MBS	3.500%	08/01/46	Paydown		33,888	33,888	34,105	34,094	.0	(206)	.0	(206)	.0	33,888	.0	.0	.0	197	08/01/2046	1.A
31335B-C9-5	FHLMC Pool G60996 MBS	3.500%	05/01/47	Paydown		359,274	359,274	372,887	372,399	.0	(13,126)	.0	(13,126)	.0	359,274	.0	.0	.0	2,124	05/01/2047	1.A
31335B-DF-0	FHLMC Pool G61002 MBS	4.000%	05/01/47	Paydown		76,131	76,131	80,907	80,789	.0	(4,658)	.0	(4,658)	.0	76,131	.0	.0	.0	499	05/01/2047	1.A
31335B-OS-8	FHLMC Pool G61365 MBS	4.500%	01/01/46	Paydown		67,480	67,480	70,422	70,358	.0	(2,877)	.0	(2,877)	.0	67,480	.0	.0	.0	594	01/01/2046	1.A
31339S-TL-9	FHLMC Pool QA3255 MBS	3.000%	10/01/49	Paydown		70,620	70,620	72,422	72,360	.0	(1,740)	.0	(1,740)	.0	70,620	.0	.0	.0	201	10/01/2049	1.A
3133AT-K3-4	FHLMC Pool QC8414 MBS	2.000%	10/01/51	Paydown		22,215	22,215	22,257	22,256	.0	(41)	.0	(41)	.0	22,215	.0	.0	.0	69	10/01/2051	1.A
3133B1-TA-9	FHLMC Pool QD4145 MBS	2.500%	01/01/52	Paydown		31,439	31,439	32,158	32,158	.0	(719)	.0	(719)	.0	31,439	.0	.0	.0	135	01/01/2052	1.A
3133KG-HQ-4	FHLMC Pool RA1139 MBS	3.000%	08/01/49	Paydown		127,140	127,140	130,497	130,404	.0	(3,264)	.0	(3,264)	.0	127,140	.0	.0	.0	565	08/01/2049	1.A
3133KH-WS-1	FHLMC Pool RA2457 MBS	3.000%	04/01/50	Paydown		368,012	368,012	392,163	392,001	.0	(23,989)	.0	(23,989)	.0	368,012	.0	.0	.0	1,818	04/01/2050	1.A
3133KJ-7C-0	FHLMC Pool RA3591 MBS	3.500%	09/01/50	Paydown		829,019	829,019	893,981	893,643	.0	(64,624)	.0	(64,624)	.0	829,019	.0	.0	.0	4,126	09/01/2050	1.A
3133KJ-RS-3	FHLMC Pool RA3197 MBS	3.000%	08/01/50	Paydown		603,054	603,054	644,514	643,677	.0	(40,622)	.0	(40,622)	.0	603,054	.0	.0	.0	2,824	08/01/2050	1.A
3133KL-A7-2	FHLMC Pool RA4530 MBS	2.500%	02/01/51	Paydown		69,968	69,968	73,029	72,985	.0	(3,017)	.0	(3,017)	.0	69,968	.0	.0	.0	243	02/01/2051	1.A
3133KM-SE-6	FHLMC Pool RA5917 MBS	3.000%	09/01/51	Paydown		64,378	64,378	68,401	68,379	.0	(4,002)	.0	(4,002)	.0	64,378	.0	.0	.0	354	09/01/2051	1.A
3136AA-LT-0	FNMA FNR 2012-139 JA RMBS	3.500%	12/25/42	Paydown		99,506	99,506	98,698	98,879	.0	627	.0	627	.0	99,506	.0	.0	.0	518	12/25/2042	1.A
3136AS-4R-4	FNMA FNA 2016-M7 A2 CMBS	2.499%	09/25/26	Paydown		1,546	1,546	1,588	1,569	.0	(23)	.0	(23)	.0	1,546	.0	.0	.0	7	09/25/2026	1.A
3136AY-2H-5	FNMA FNA 2017-M14 A2 CMBS	2.867%	11/25/27	Paydown		1,111	1,111	1,056	1,083	.0	29	.0	29	.0	1,111	.0	.0	.0	6	11/25/2027	1.A
3136B3-MW-7	FNMA FNR 2018-84 CA RMBS	4.000%	11/25/45	Paydown		27,608	27,608	28,005	27,664	.0	(56)	.0	(56)	.0	27,608	.0	.0	.0	198	11/25/2045	1.A
3137AX-ZM-8	FHLMC FHR 4150 BU RMBS	4.000%	02/15/42	Paydown		32,015	32,015	34,607	32,929	.0	(913)	.0	(913)	.0	32,015	.0	.0	.0	163	02/15/2042	1.A
3137FE-S5-0	FHLMC FHR 4767 LA RMBS	3.500%	08/15/46	Paydown		94,873	94,873	94,458	94,606	.0	267	.0	267	.0	94,873	.0	.0	.0	652	08/15/2046	1.A
3137FR-TL-5	FHLMC FHR 4957 WM CMBS	3.500%	03/25/50	Paydown		111,131	111,131	114,048	.0	(2,917)	.0	(2,917)	.0	111,131	.0	.0	.0	324	03/25/2050	1.A FE	
3138A4-V5-8	FNMA Pool AH3431 MBS	3.500%	01/01/26	Paydown		26,363	26,363	26,560	26,421	.0	(58)	.0	(58)	.0	26,363	.0	.0	.0	151	01/01/2026	1.A
3138AI-WM-1	FNMA Pool AJ4895 MBS	4.000%	01/01/42	Paydown		76,197	76,197	80,656	80,502	.0	(4,305)	.0	(4,305)	.0	76,197	.0	.0	.0	583	01/01/2042	1.A
3138EO-SF-7	FNMA Pool AJ7717 MBS	3.000%	12/01/26	Paydown		8,272	8,272	8,526	8,394	.0	(122)	.0	(122)	.0	8,272	.0	.0	.0	39	12/01/2026	1.A
3138E5-G4-4	FNMA Pool AK1118 MBS	3.500%	02/01/42	Paydown		140,012	140,012	147,253	146,998	.0	(6,987)	.0	(6,987)	.0	140,012	.0	.0	.0	890	02/01/2042	1.A
3138EH-BN-1	FNMA Pool AL0944 MBS	3.000%	11/01/26	Paydown		25,656	25,656	26,620	26,110	.0	(454)	.0	(454)	.0	25,656	.0	.0	.0	117	11/01/2026	1.A
3138EJ-XZ-6	FNMA Pool AL2495 MBS	4.000%	03/01/42	Paydown		12,251	12,251	13,043	12,996	.0	(745)	.0	(745)	.0	12,251	.0	.0	.0	82	03/01/2042	1.A
3138EK-2D-6	FNMA Pool AL3471 MBS	4.000%	12/01/42	Paydown		87,247	87,247	92,465	92,214	.0	(4,967)	.0	(4,967)	.0	87,247	.0	.0	.0	513	12/01/2042	1.A
3138EQ-FH-0	FNMA Pool AL7367 MBS	4.500%	01/01/42	Paydown		14,128	14,128	15,309	15,234	.0	(1,106)	.0	(1,106)	.0	14,128	.0	.0	.0	72	01/01/2042	1.A
3138EQ-RU-8	FNMA Pool AL7698 MBS	3.500%	11/01/45	Paydown		51,780	51,780	56,719	56,583	.0	(4,803)	.0	(4,803)	.0	51,780	.0	.0	.0	288	11/01/2045	1.A
3138ER-RA-4	FNMA Pool AL9506 MBS	3.000%	11/01/46	Paydown		40,335	40,335	39,919	39,935	.0	401	.0	401	.0	40,335	.0	.0	.0	181	11/01/2046	1.A
3138ER-TY-6	FNMA Pool AL9566 MBS	3.500%	06/01/46	Paydown		41,402	41,402	45,504	45,436	.0	(4,034)	.0	(4,034)	.0	41,402	.0	.0	.0	230	06/01/2046	1.A
3138ER-UC-2	FNMA Pool AL9578 MBS	4.000%	06/01/45	Paydown		40,657	40,657	43,080	42,999	.0	(2,342)	.0	(2,342)	.0	40,657	.0	.0	.0	247	06/01/2045	1.A
3138ET-BA-3	FNMA Pool AL8132 MBS	4.000%	01/01/43	Paydown		55,968	55,968	59,877	59,674	.0	(3,707)	.0	(3,707)	.0	55,968	.0	.0	.0	426	01/01/2043	1.A
3138M5-UE-7	FNMA Pool AP2380 MBS	3.500%	07/01/42	Paydown		55,112	55,112	58,487	58,233	.0	(3,121)	.0	(3,121)	.0	55,112	.0	.0	.0	322	07/01/2042	1.A
3138MK-4P-8	FNMA Pool AQ4429 MBS	3.500%	11/01/42	Paydown		21,754	21,754	22,873	22,807	.0	(1,052)	.0	(1,052)	.0	21,754	.0	.0	.0	101	11/01/2042	1.A
3138W9-TV-2	FNMA Pool AS0563 MBS	4.500%	09/01/43	Paydown		12,559	12,559	13,387	13,337	.0	(778)	.0	(778)	.0	12,559	.0	.0	.0	95	09/01/2043	1.A
3138WA-GA-9	FNMA Pool AS1092 MBS	4.000%	11/01/43	Paydown		158,492	158,498														

STATEMENT AS OF MARCH 31, 2022 OF THE UnitedHealthcare of Wisconsin, Inc.

SCHEDULE D - PART 4

Show All Long-Term Bonds and Stock Sold, Redeemed or Otherwise Disposed of During the Current Quarter

1	2	3	4	5	6	7	8	9	10	Change In Book/Adjusted Carrying Value					16	17	18	19	20	21	22
										11	12	13	14	15							
CUSIP Ident-ification	Description	For-ign	Disposal Date	Name of Purchaser	Number of Shares of Stock	Consid-eration	Par Value	Actual Cost	Prior Year Book/ Adjusted Carrying Value	Unrealized Valuation Increase/(Decrease)	Current Year's (Amor-tization)/ Accretion	Current Year's Other Than Temporary Impairment Recogn-ized	Total Change in Book/ Adjusted Carrying Value (11 + 12 - 13)	Total Foreign Exchange Change in Book /Adjusted Carrying Value	Book/ Adjusted Carrying Value at Disposal Date	Foreign Exchange Gain (Loss) on Disposal	Realized Gain (Loss) on Disposal	Total Gain (Loss) on Disposal	Bond Interest/ Stock Dividends Received During Year	Stated Con-tractual Maturity Date	NAIC Desig-nation, NAIC Desig-nation Modifier and SVO Admini-strative Symbol
3138YV-6F-1	FNMA Pool AZ4469 MBS 3.500% 08/01/45		03/01/2022	Paydown		25,801	25,801	26,720	26,666	.0	(.864)	.0	(.864)	.0	25,801	.0	.0	.0	132	08/01/2045	1.A
3140E7-PC-8	FNMA Pool BA3118 MBS 3.500% 02/01/46		03/01/2022	Paydown		39,735	39,735	41,796	41,690	.0	(1,955)	.0	(1,955)	.0	39,735	.0	.0	.0	132	02/01/2046	1.A
3140E7-PD-6	FNMA Pool BA3119 MBS 3.500% 02/01/46		03/01/2022	Paydown		7,794	7,794	8,181	8,163	.0	(.369)	.0	(.369)	.0	7,794	.0	.0	.0	46	02/01/2046	1.A
3140EV-VB-0	FNMA Pool BC1509 MBS 3.000% 08/01/46		03/01/2022	Paydown		15,804	15,804	16,485	16,449	.0	(.646)	.0	(.646)	.0	15,804	.0	.0	.0	72	08/01/2046	1.A
3140EW-XG-5	FNMA Pool BC2478 MBS 4.000% 02/01/46		03/01/2022	Paydown		92,753	92,753	99,623	99,271	.0	(6,518)	.0	(6,518)	.0	92,753	.0	.0	.0	619	02/01/2046	1.A
3140FO-JG-0	FNMA Pool BC4762 MBS 3.500% 10/01/46		03/01/2022	Paydown		81,241	81,241	90,038	89,889	.0	(8,648)	.0	(8,648)	.0	81,241	.0	.0	.0	499	10/01/2046	1.A
3140FB-EE-6	FNMA Pool BD3732 MBS 3.500% 08/01/46		03/01/2022	Paydown		119,090	119,090	125,659	125,381	.0	(6,291)	.0	(6,291)	.0	119,090	.0	.0	.0	726	08/01/2046	1.A
3140FB-EF-3	FNMA Pool BD3733 MBS 3.500% 08/01/46		03/01/2022	Paydown		202,620	202,620	213,859	213,417	.0	(10,798)	.0	(10,798)	.0	202,620	.0	.0	.0	916	08/01/2046	1.A
3140FE-SH-0	FNMA Pool BD7160 MBS 4.000% 04/01/47		03/01/2022	Paydown		66,637	66,637	72,728	72,587	.0	(5,950)	.0	(5,950)	.0	66,637	.0	.0	.0	446	04/01/2047	1.A
3140FX-L7-5	FNMA Pool BF0349 MBS 4.500% 11/01/41		03/01/2022	Paydown		225,926	225,926	245,765	245,124	.0	(19,199)	.0	(19,199)	.0	225,926	.0	.0	.0	1,817	11/01/2041	1.A
3140HB-VH-8	FNMA Pool BJ9615 MBS 3.000% 10/01/49		03/01/2022	Paydown		44,254	44,254	45,388	45,349	.0	(1,095)	.0	(1,095)	.0	44,254	.0	.0	.0	209	10/01/2049	1.A
3140J5-HH-5	FNMA Pool BM1131 MBS 4.000% 04/01/47		03/01/2022	Paydown		124,612	124,612	127,318	127,229	.0	(2,618)	.0	(2,618)	.0	124,612	.0	.0	.0	865	04/01/2047	1.A
3140J6-CK-1	FNMA Pool BM1873 MBS 3.500% 09/01/47		03/01/2022	Paydown		75,260	75,260	74,872	74,878	.0	.381	.0	.381	.0	75,260	.0	.0	.0	425	09/01/2047	1.A
3140J7-2D-6	FNMA Pool BM3471 MBS 3.500% 01/01/48		03/01/2022	Paydown		47,922	47,922	52,074	52,014	.0	(4,092)	.0	(4,092)	.0	47,922	.0	.0	.0	227	01/01/2048	1.A
3140J7-6D-2	FNMA Pool BM3567 MBS 4.000% 09/01/47		03/01/2022	Paydown		53,263	53,263	54,515	54,467	.0	(1,204)	.0	(1,204)	.0	53,263	.0	.0	.0	352	09/01/2047	1.A
3140J7-UN-3	FNMA Pool BM3288 MBS 3.500% 12/01/46		03/01/2022	Paydown		78,267	78,267	85,482	85,330	.0	(7,063)	.0	(7,063)	.0	78,267	.0	.0	.0	423	12/01/2046	1.A
3140J8-BR-3	FNMA Pool BM3647 MBS 4.500% 02/01/47		03/01/2022	Paydown		56,217	56,217	59,054	58,948	.0	(2,732)	.0	(2,732)	.0	56,217	.0	.0	.0	433	02/01/2047	1.A
3140J8-NK-6	FNMA Pool BM3961 MBS 3.000% 03/01/47		03/01/2022	Paydown		165,988	165,988	160,464	160,655	.0	5,333	.0	5,333	.0	165,988	.0	.0	.0	779	03/01/2047	1.A
3140J9-SG-2	FNMA Pool BM5346 MBS 3.500% 12/01/46		03/01/2022	Paydown		174,675	174,675	189,959	189,687	.0	(15,012)	.0	(15,012)	.0	174,675	.0	.0	.0	934	12/01/2046	1.A
3140J9-L6-6	FNMA Pool BM4848 MBS 4.000% 12/01/43		03/01/2022	Paydown		65,910	65,910	70,287	70,104	.0	(4,194)	.0	(4,194)	.0	65,910	.0	.0	.0	429	12/01/2043	1.A
3140J9-VV-0	FNMA Pool BM5127 MBS 3.500% 03/01/47		03/01/2022	Paydown		165,320	165,320	181,096	180,861	.0	(15,541)	.0	(15,541)	.0	165,320	.0	.0	.0	970	03/01/2047	1.A
3140JA-PH-2	FNMA Pool BM5836 MBS 3.000% 09/01/46		03/01/2022	Paydown		176,062	176,062	179,171	179,104	.0	(3,042)	.0	(3,042)	.0	176,062	.0	.0	.0	834	09/01/2046	1.A
3140JQ-TJ-2	FNMA Pool BN7752 MBS 3.000% 09/01/49		03/01/2022	Paydown		43,886	43,886	45,376	45,326	.0	(1,440)	.0	(1,440)	.0	43,886	.0	.0	.0	215	09/01/2049	1.A
3140KV-EU-0	FNMA Pool BQ9146 MBS 2.000% 12/01/50		03/01/2022	Paydown		26,473	26,473	27,445	27,427	.0	(954)	.0	(954)	.0	26,473	.0	.0	.0	87	12/01/2050	1.A
3140LO-C8-8	FNMA Pool BR1894 MBS 2.000% 01/01/51		03/01/2022	Paydown		36,768	36,768	38,166	38,139	.0	(1,372)	.0	(1,372)	.0	36,768	.0	.0	.0	98	01/01/2051	1.A
3140LO-D4-6	FNMA Pool BR1922 MBS 2.000% 01/01/51		03/01/2022	Paydown		16,279	16,279	16,915	16,902	.0	(624)	.0	(624)	.0	16,279	.0	.0	.0	49	01/01/2051	1.A
3140LO-DR-5	FNMA Pool BR1911 MBS 2.000% 01/01/51		03/01/2022	Paydown		69,027	69,027	71,583	71,534	.0	(2,507)	.0	(2,507)	.0	69,027	.0	.0	.0	229	01/01/2051	1.A
3140LN-HS-9	FNMA Pool BT0240 MBS 2.000% 09/01/51		03/01/2022	Paydown		39,822	39,822	39,888	39,887	.0	(64)	.0	(64)	.0	39,822	.0	.0	.0	126	09/01/2051	1.A
3140M1-3G-7	FNMA Pool BU0798 MBS 2.000% 09/01/51		03/01/2022	Paydown		39,834	39,834	39,955	39,954	.0	(121)	.0	(121)	.0	39,834	.0	.0	.0	100	09/01/2051	1.A
3140M3-CP-3	FNMA Pool BU1877 MBS 2.000% 10/01/51		03/01/2022	Paydown		60,898	60,898	60,984	60,983	.0	(84)	.0	(84)	.0	60,898	.0	.0	.0	126	10/01/2051	1.A
3140O8-NP-6	FNMA Pool CA1297 MBS 3.000% 02/01/33		03/01/2022	Paydown		59,303	59,303	58,786	58,829	.0	474	.0	474	.0	59,303	.0	.0	.0	317	02/01/2033	1.A
3140O8-WH-1	FNMA Pool CA1560 MBS 4.500% 04/01/48		03/01/2022	Paydown		184,045	184,045	192,550	192,297	.0	(8,252)	.0	(8,252)	.0	184,045	.0	.0	.0	1,326	04/01/2048	1.A
3140O8-3Q-9	FNMA Pool CA4406 MBS 3.000% 10/01/49		03/01/2022	Paydown		69,082	69,082	70,291	70,274	.0	(1,192)	.0	(1,192)	.0	69,082	.0	.0	.0	319	10/01/2049	1.A
3140O8-JC-3	FNMA Pool CA3858 MBS 3.500% 07/01/49		03/01/2022	Paydown		161,939	161,939	168,379	168,155	.0	(6,216)	.0	(6,216)	.0	161,939	.0	.0	.0	756	07/01/2049	1.A
3140O8-JE-9	FNMA Pool CA3860 MBS 3.500% 07/01/49		03/01/2022	Paydown		182,649	182,649	189,413	189,263	.0	(6,614)	.0	(6,614)	.0	182,649	.0	.0	.0	1,042	07/01/2049	1.A
3140OE-ZJ-4	FNMA Pool CA7044 MBS 3.000% 09/01/50		03/01/2022	Paydown		343,419	343,419	377,358	376,885	.0	(33,466)	.0	(33,466)	.0	343,419	.0	.0	.0	1,469	09/01/2050	1.A
3140OF-4E-6	FNMA Pool CA8020 MBS 2.500% 12/01/50		03/01/2022	Paydown		213,382	213,382	226,518	226,297	.0	(12,916)	.0	(12,916)	.0	213,382	.0	.0	.0	825	12/01/2050	1.A
3140OG-R7-4	FNMA Pool CA8609 MBS 2.500% 01/01/51		03/01/2022	Paydown		43,900	43,900	45,944	45,915	.0	(2,015)	.0	(2,015)	.0	43,900	.0	.0	.0	158	01/01/2051	1.A
3140OK-SJ-3	FNMA Pool CB0281 MBS 3.000% 06/01/51		03/01/2022	Paydown		49,588	49,588	52,889	52,875	.0	(3,288)	.0	(3,288)	.0	49,588	.0	.0	.0	242	06/01/2051	1.A
3140OK-F4-5	FNMA Pool CB0186 MBS 3.000% 04/01/51		03/01/2022	Paydown		67,407	67,407	71,556	71,540	.0	(4,134)	.0	(4,134)	.0	67,407	.0	.0	.0	369	04/01/2051	1.A
3140OK-ZA-9	FNMA Pool CB0736 MBS 3.000% 06/01/51		03/01/2022	Paydown		55,584	55,584	59,128	59,115	.0	(3,531)	.0	(3,531)	.0	55,584	.0	.0	.0	272	06/01/2051	1.A
3140OL-VS-9																					

STATEMENT AS OF MARCH 31, 2022 OF THE UnitedHealthcare of Wisconsin, Inc.

SCHEDULE D - PART 4

Show All Long-Term Bonds and Stock Sold, Redeemed or Otherwise Disposed of During the Current Quarter

1	2	3	4	5	6	7	8	9	10	Change In Book/Adjusted Carrying Value					16	17	18	19	20	21	22
										11	12	13	14	15							
CUSIP Ident-ification	Description	For- eign	Disposal Date	Name of Purchaser	Number of Shares of Stock	Consid- eration	Par Value	Actual Cost	Prior Year Book/ Adjusted Carrying Value	Unrealized Valuation Increase/ (Decrease)	Current Year's (Amor- tization)/ Accretion	Current Year's Other Than Temporary Impairment Recogn- ized	Total Change in Book/ Adjusted Carrying Value (11 + 12 - 13)	Total Foreign Exchange Change in Book /Adjusted Carrying Value	Book/ Adjusted Carrying Value at Disposal Date	Foreign Exchange Gain (Loss) on Disposal	Realized Gain (Loss) on Disposal	Total Gain (Loss) on Disposal	Bond Interest/ Stock Dividends Received During Year	Stated Con- tractual Maturity Date	NAIC Desig- nation, NAIC Desig- nation Modifier and SVO Admini- strative Symbol
3140X8-WR-4	FNMA Pool FH5155 MBS 2.000% 12/01/50		03/01/2022	Paydown		17,347	17,347	18,027	18,015	.0	(668)	.0	(668)	.0	17,347	.0	.0	.0	53	12/01/2050	1.A
3140X9-AV-7	FNMA Pool FH5419 MBS 2.000% 01/01/51		03/01/2022	Paydown		19,234	19,234	20,100	20,084	.0	(849)	.0	(849)	.0	19,234	.0	.0	.0	62	01/01/2051	1.A
3140X9-MG-7	FNMA Pool FH5758 MBS 3.500% 08/01/47		03/01/2022	Paydown		51,326	51,326	56,379	56,278	.0	(4,952)	.0	(4,952)	.0	51,326	.0	.0	.0	314	08/01/2047	1.A
3140XC-6B-9	FNMA Pool FH8965 MBS 2.500% 10/01/51		03/01/2022	Paydown		57,195	57,195	59,617	59,605	.0	(2,409)	.0	(2,409)	.0	57,195	.0	.0	.0	224	10/01/2051	1.A
3140XC-NJ-3	FNMA Pool FH8492 MBS 3.500% 07/01/47		03/01/2022	Paydown		299,101	299,101	326,067	325,854	.0	(26,753)	.0	(26,753)	.0	299,101	.0	.0	.0	1,673	07/01/2047	1.A
31410L-C5-9	FNMA Pool 890292 MBS 4.500% 01/01/41		03/01/2022	Paydown		6,521	6,521	7,062	7,018	.0	(497)	.0	(497)	.0	6,521	.0	.0	.0	50	01/01/2041	1.A
31410L-WR-9	FNMA Pool 890856 MBS 3.500% 01/01/47		03/01/2022	Paydown		19,440	19,440	20,458	20,442	.0	(1,002)	.0	(1,002)	.0	19,440	.0	.0	.0	119	01/01/2047	1.A
31416W-T3-6	FNMA Pool AB1469 MBS 4.500% 09/01/40		03/01/2022	Paydown		7,869	7,869	8,591	8,551	.0	(682)	.0	(682)	.0	7,869	.0	.0	.0	59	09/01/2040	1.A
31416W-ZW-5	FNMA Pool AB1656 MBS 4.000% 10/01/40		03/01/2022	Paydown		12,642	12,642	13,422	13,371	.0	(730)	.0	(730)	.0	12,642	.0	.0	.0	74	10/01/2040	1.A
31417A-JW-0	FNMA Pool AB3876 MBS 4.000% 11/01/41		03/01/2022	Paydown		9,506	9,506	10,173	10,136	.0	(631)	.0	(631)	.0	9,506	.0	.0	.0	65	11/01/2041	1.A
31417A-P6-0	FNMA Pool AB4044 MBS 3.500% 12/01/41		03/01/2022	Paydown		269,145	269,145	280,248	279,733	.0	(10,588)	.0	(10,588)	.0	269,145	.0	.0	.0	1,604	12/01/2041	1.A
31417E-N9-8	FNMA Pool AB7615 MBS 3.500% 01/01/43		03/01/2022	Paydown		62,853	62,853	65,877	65,718	.0	(2,866)	.0	(2,866)	.0	62,853	.0	.0	.0	297	01/01/2043	1.A
31418D-RT-1	FNMA Pool MA4097 MBS 3.000% 08/01/50		03/01/2022	Paydown		138,647	138,647	144,573	144,556	.0	(5,908)	.0	(5,908)	.0	138,647	.0	.0	.0	630	08/01/2050	1.A
31418D-TM-4	FNMA Pool MA4155 MBS 2.000% 10/01/35		03/01/2022	Paydown		203,082	203,082	211,095	210,796	.0	(7,714)	.0	(7,714)	.0	203,082	.0	.0	.0	629	10/01/2035	1.A
31418D-XH-0	FNMA Pool mA4279 MBS 2.000% 03/01/36		03/01/2022	Paydown		140,447	140,447	146,761	146,503	.0	(6,056)	.0	(6,056)	.0	140,447	.0	.0	.0	446	03/01/2036	1.A
31418D-ZX-3	FNMA Pool MA4357 MBS 3.000% 05/01/51		03/01/2022	Paydown		145,058	145,058	152,378	152,213	.0	(7,156)	.0	(7,156)	.0	145,058	.0	.0	.0	624	05/01/2051	1.A
31418E-BT-6	FNMA Pool MA4549 MBS 3.000% 02/01/52		03/01/2022	Paydown		32,371	32,371	33,373	.0	.0	(1,001)	.0	(1,001)	.0	32,371	.0	.0	.0	134	02/01/2052	1.A
31418P-S7-1	FNMA Pool AD2341 MBS 4.500% 03/01/40		03/01/2022	Paydown		8,506	8,506	9,104	9,057	.0	(551)	.0	(551)	.0	8,506	.0	.0	.0	57	03/01/2040	1.A
31419A-U8-8	FNMA Pool AE0606 MBS 4.000% 11/01/40		03/01/2022	Paydown		20,348	20,348	21,658	21,572	.0	(1,224)	.0	(1,224)	.0	20,348	.0	.0	.0	150	11/01/2040	1.A
35563P-G6-8	FHLMC 2018-3 MA RMBS 3.500% 08/25/57		03/01/2022	Paydown		10,204	10,204	10,149	10,167	.0	37	.0	37	.0	10,204	.0	.0	.0	58	08/25/2057	1.A
35563P-HF-9	FHLMC 2018-4 MA RMBS 3.500% 11/25/57		03/01/2022	Paydown		54,344	54,344	53,089	53,712	.0	632	.0	632	.0	54,344	.0	.0	.0	315	11/25/2057	1.A
70879Q-CB-7	PENNSYLVANIA ST Rev Bond Call 3.550% 10/01/33		01/03/2022	Call	100.0000	5,000	5,000	5,000	5,000	.0	.0	.0	.0	.0	5,000	.0	.0	.0	45	10/01/2033	1.B FE
0909999999. Subtotal - Bonds - U.S. Special Revenues						15,441,873	15,441,873	16,327,122	16,145,843	.0	(864,022)	.0	(864,022)	.0	15,441,873	.0	.0	.0	79,764	XXX	XXX
002824-BA-7	ABBOTT LABS Corp Note MW 2.550% 03/15/22		03/15/2022	Maturity		300,000	300,000	290,574	299,461	.0	539	.0	539	.0	300,000	.0	.0	.0	3,825	03/15/2022	1.F FE
00912X-BE-3	AIR LEASE CORP Corp Note MW 3.500% 01/15/22		01/15/2022	Maturity		250,000	250,000	248,225	249,979	.0	21	.0	21	.0	250,000	.0	.0	.0	4,375	01/15/2022	2.B FE
0258M0-EG-0	AMERICAN EXPRESS Corp Note Call 2.700% 03/03/22		01/31/2022	Call	100.0000	834,000	834,000	831,520	834,110	.0	(393)	.0	(393)	.0	833,717	.0	283	283	9,257	03/03/2022	1.F FE
02665W-DQ-1	AMERICAN HONDA F Corp Note Non Call 0.375% 01/21/22		01/21/2022	Maturity		2,659,000	2,659,000	2,659,000	2,659,000	.0	.0	.0	.0	.0	2,659,000	.0	.0	.0	1,695	01/21/2022	1.G FE
03066R-AB-1	AmeriCredit Auto AMCAR 2021-2 A2 ABS 0.260% 11/18/24		03/18/2022	Paydown		195,283	195,283	195,276	195,278	.0	6	.0	6	.0	195,283	.0	.0	.0	84	11/18/2024	1.A FE
05723K-AD-2	BAKER HUGHES Corp Note Call MW 2.773% 12/15/22		01/10/2022	Call	101.9454	1,345,679	1,320,000	1,320,000	1,320,000	.0	.0	.0	.0	.0	1,320,000	.0	.0	.0	28,221	12/15/2022	1.G FE
125581-GR-3	CIT GROUP INC Corp Note MW 5.000% 08/01/23		02/24/2022	Call	104.5530	154,738	148,000	152,721	150,525	.0	(229)	.0	(229)	.0	150,295	.0	(2,295)	(2,295)	10,911	08/01/2023	3.A FE
12593A-AX-3	COMM MORTGAGE TR COMM 2015-CR23 A2 CMBS 2.852% 05/10/48		03/01/2022	Paydown		11,201	11,201	11,536	11,248	.0	(47)	.0	(47)	.0	11,201	.0	.0	.0	143	05/10/2048	1.A
12596T-AC-5	CNH Equipment Tr CNH 2019-B A3 ABS 2.520% 08/15/24		03/15/2022	Paydown		222,226	222,226	222,177	222,211	.0	15	.0	15	.0	222,226	.0	.0	.0	885	08/15/2024	1.A FE
126416-AA-4	Credit Suisse Mortgage Trust CSMC 2022-NQM! A1 RMBS Prv Plc 2.265% 11/25/66		03/01/2022	Paydown		47,678	47,678	47,678	.0	.0	.0	.0	.0	.0	47,678	.0	.0	.0	137	11/25/2066	1.A FE
126438-AA-8	Credit Suisse CSMC 2020-NET A CMBS Prv Plc 2.257% 08/15/37		03/01/2022	Paydown		9,228	9,228	9,505	9,428	.0	(200)	.0	(200)	.0	9,228	.0	.0	.0	28	08/15/2037	1.A FE
143140-AB-0	CarMax Auto Owne CARMX 2021-2 A2A ABS 0.270% 06/17/24		03/15/2022	Paydown		97,843	97,843	97,836	97,839	.0	3	.0	3	.0	97,843	.0	.0	.0	43	06/17/2024	1.A FE
14687T-AB-3	Carvana Auto Rec CRVNA 2021-P2 A2 ABS 0.300% 07/10/24		03/10/2022	Paydown		500,848	500,848	500,808	500,830	.0	18	.0	18	.0	500,848	.0	.0	.0	249	07/10/2024	1.A FE
14913R-2E-6	CATERPILLAR FINL Corp Note Non Call 0.436% 01/06/22		01/06/2022	Maturity		100,000	100,000	100,169	100,002	.0	(2)	.0	(2)	.0	100,000	.0	.0	.0	89	01/06/2022	1.F FE
17290X-AU-4	CITIGROUP COMMERCIAL 2016-GC37 AAB CMBS 3.098% 04/10/49		03/01/2022	Paydown		138,921	138,921	143,082	139,962	.0	(1,041)	.0	(1,041)	.0	138,921	.0	.0	.0	714	04/10/2049	1.A

STATEMENT AS OF MARCH 31, 2022 OF THE UnitedHealthcare of Wisconsin, Inc.

SCHEDULE D - PART 4

Show All Long-Term Bonds and Stock Sold, Redeemed or Otherwise Disposed of During the Current Quarter

1	2	3	4	5	6	7	8	9	10	Change In Book/Adjusted Carrying Value					16	17	18	19	20	21	22
										11	12	13	14	15							
CUSIP Identification	Description	For- eign	Disposal Date	Name of Purchaser	Number of Shares of Stock	Consid- eration	Par Value	Actual Cost	Prior Year Book/ Adjusted Carrying Value	Unrealized Valuation Increase/ (Decrease)	Current Year's (Amor- tization)/ Accretion	Current Year's Other Than Temporary Impairment Recogn- ized	Total Change in Book/ Adjusted Carrying Value (11 + 12 - 13)	Total Foreign Exchange Change in Book /Adjusted Carrying Value	Book/ Adjusted Carrying Value at Disposal Date	Foreign Exchange Gain (Loss) on Disposal	Realized Gain (Loss) on Disposal	Total Gain (Loss) on Disposal	Bond Interest/ Stock Dividends Received During Year	Stated Con- tractual Maturity Date	NAIC Desig- nation, NAIC Desig- nation Modifier and SVO Admini- strative Symbol
..23312V-AD-8	Deutsche Bank Co DBJPM 2016-C3 ASB CMBS DT Auto Owner Tr DTAOT 2021-2A A ABS Prv Plc		03/01/2022	Paydown		18,600	18,600	19,158	18,755	.0	(155)	.0	(155)	.0	18,600	.0	.0	.0	.88	09/10/2049	1.A
..23345E-AA-3	0.410% 02/15/23 STAR MERGER SUB Corp Note Call MW Prv Plc		03/15/2022	Paydown		171,490	171,490	171,484	171,487	.0	.4	.0	.4	.0	171,490	.0	.0	.0	.116	02/15/2023	1.A FE
..26483E-AJ-9	6.875% 08/15/26 EDVES 2021-A A EDVES 2021-A A ABS Prv Plc		01/18/2022	Call 103.8791		30,125	29,000	31,763	30,143	.0	(55)	.0	(55)	.0	30,088	.0	(1,088)	(1,088)	1,972	08/15/2026	4.A FE
..28166L-AA-2	1.800% 11/25/45 Enterprise Fleet EFF 2018-3 A3 ABS Prv Plc		03/25/2022	Paydown		13,131	13,131	13,116	13,118	.0	.13	.0	.13	.0	13,131	.0	.0	.0	.39	11/25/2045	1.A FE
..29373G-AC-6	3.550% 05/20/24 ENTERPRISE PRODU Corp Note MW 4.050%		03/20/2022	Paydown		164,353	164,353	164,344	164,346	.0	.7	.0	.7	.0	164,353	.0	.0	.0	.985	05/20/2024	1.A FE
..29379V-AU-7	02/15/22 FRESB Multifamil FRESB 2019-SB64 A10F CMBS		02/15/2022	Maturity		225,000	225,000	230,094	225,188	.0	(188)	.0	(188)	.0	225,000	.0	.0	.0	4,556	02/15/2022	2.A FE
..30298D-AF-6	2.710% 05/25/29 Ellington Financial Mtge Trust EFMT 2022-1 A1		03/01/2022	Paydown		44,024	44,024	45,537	45,036	.0	(1,012)	.0	(1,012)	.0	44,024	.0	.0	.0	.145	05/25/2029	1.B FE
..31573C-AA-3	RMBS Prv Plc 2.206% 02/25/26 FIFTH THIRD BANK Corp Note Call 3.500%		03/01/2022	Paydown		74,361	74,361	74,360	.0	.0	.1	.0	.1	.0	74,361	.0	.0	.0	.245	02/25/2026	1.A FE
..316773-CL-2	03/15/22 Flagship Credit FCAT 2021-2 A ABS Prv Plc		02/13/2022	Call 100.0000		250,000	250,000	251,295	250,050	.0	(50)	.0	(50)	.0	250,000	.0	.0	.0	3,597	03/15/2022	2.A FE
..33844W-AA-8	0.370% 12/15/26 FORTERRA FIN LLC Corp Note Call MW Prv Plc		03/15/2022	Paydown		140,195	140,195	140,194	140,194	.0	.1	.0	.1	.0	140,195	.0	.0	.0	.85	12/15/2026	1.A FE
..34962W-AA-2	6.500% 07/15/25 GILEAD SCIENCES Corp Note Call MW 1.950%		03/18/2022	Call 105.3504		175,935	167,000	175,422	172,622	.0	(599)	.0	(599)	.0	172,023	.0	(5,023)	(5,023)	16,262	07/15/2025	4.B FE
..375558-BH-5	03/01/22 HPEFS Equipment HPEFS 2020-2A A2 ABS Prv Plc		02/01/2022	Call 100.0000		790,000	790,000	788,175	789,943	.0	.30	.0	.30	.0	789,973	.0	27	27	6,419	03/01/2022	2.A FE
..40438P-AB-8	0.650% 07/22/30 Honda Auto Recei HAROT 2018-3 A4 ABS 3.070%		01/20/2022	Paydown		137,277	137,277	137,266	137,275	.0	.2	.0	.2	.0	137,277	.0	.0	.0	.74	07/22/2030	1.A FE
..43815H-AD-9	11/22/24 HUNTINGTON NATL Corp Note Call MW 3.125%		02/21/2022	Paydown		122,679	122,679	122,645	122,673	.0	.6	.0	.6	.0	122,679	.0	.0	.0	585	11/22/2024	1.A FE
..44644A-AH-0	04/01/22 JPMBB COMMERCIAL JPMBB 2013-C12 A4 CMBS		03/01/2022	Call 100.0000		470,000	470,000	487,085	472,157	.0	(2,157)	.0	(2,157)	.0	470,000	.0	.0	.0	6,120	04/01/2022	1.G FE
..46639N-AP-6	3.363% 07/15/45 JP MORGAN CHASE JPMCC 2014-C20 A4A1 CMBS		02/01/2022	Paydown		9,179	9,179	9,271	9,178	.0	.1	.0	.1	.0	9,179	.0	.0	.0	.26	07/15/2045	1.A
..46642C-BH-2	3.538% 07/15/47 JPMBB COMMERCIAL JPMBB 2015-C31 A3 CMBS		03/01/2022	Paydown		181,337	181,337	191,056	184,155	.0	(2,818)	.0	(2,818)	.0	181,337	.0	.0	.0	1,074	07/15/2047	1.A
..46644Y-AU-4	3.801% 08/15/48 JPMORGAN CHASE Corp Note Call MW 2.972%		02/01/2022	Paydown		38,028	38,028	39,723	38,697	.0	(668)	.0	(668)	.0	38,028	.0	.0	.0	.292	08/15/2048	1.A
..48128B-AB-7	01/15/23 KEY BANK NA Corp Note Non Call 3.300%		01/15/2022	Call 100.0000		700,000	700,000	699,979	700,000	.0	.0	.0	.0	.0	700,000	.0	.0	.0	10,402	01/15/2023	1.F FE
..49327M-2X-1	02/01/22 KRATOS DEF & SEC Corp Note Call MW Prv Plc		02/01/2022	Maturity		805,000	805,000	832,587	807,072	.0	(2,072)	.0	(2,072)	.0	805,000	.0	.0	.0	13,283	02/01/2022	1.G FE
..50077B-AM-0	6.500% 11/30/25 MW Owner Trust MWIWT 2019-1A A ABS Prv Plc		03/14/2022	Call 103.2500		213,728	207,000	218,516	213,154	1,528	(2,253)	.0	(725)	.0	212,429	.0	(5,429)	(5,429)	10,615	11/30/2025	4.A FE
..55389P-AA-7	2.890% 11/20/36 MASSMUTUAL GLBL Corp Note Non Call Prv Plc		03/20/2022	Paydown		29,199	29,199	29,190	29,193	.0	.6	.0	.6	.0	29,199	.0	.0	.0	.141	11/20/2036	1.A FE
..57629W-CR-9	0.376% 01/07/22 MCDONALD'S CORP Corp Note MW 2.625%		01/07/2022	Maturity		914,000	914,000	914,603	914,009	.0	(9)	.0	(9)	.0	914,000	.0	.0	.0	.640	01/07/2022	1.B FE
..58013M-EM-2	01/15/22 NATL RURAL UTIL Corp Note Non Call 1.750%		01/15/2022	Maturity		2,100,000	2,100,000	2,098,635	2,099,989	.0	.11	.0	.11	.0	2,100,000	.0	.0	.0	27,563	01/15/2022	2.A FE
..63743H-ET-5	01/21/22 Navient Student NAVAL 2021-A A ABS PRV PLC		01/21/2022	Maturity		366,000	366,000	365,678	365,991	.0	.9	.0	.9	.0	366,000	.0	.0	.0	3,309	01/21/2022	1.F FE
..63942B-AA-2	0.840% 05/15/69 Navient Student NAVSL 2021-GA A ABS Prv Plc		03/15/2022	Paydown		19,595	19,595	19,592	19,593	.0	.2	.0	.2	.0	19,595	.0	.0	.0	.28	05/15/2069	1.A FE
..63942K-AA-2	1.580% 04/15/70		03/15/2022	Paydown		7,624	7,624	7,613	7,613	.0	.11	.0	.11	.0	7,624	.0	.0	.0	.28	04/15/2070	1.A FE

STATEMENT AS OF MARCH 31, 2022 OF THE UnitedHealthcare of Wisconsin, Inc.

SCHEDULE D - PART 4

Show All Long-Term Bonds and Stock Sold, Redeemed or Otherwise Disposed of During the Current Quarter

1	2	3	4	5	6	7	8	9	10	Change In Book/Adjusted Carrying Value					16	17	18	19	20	21	22
										11	12	13	14	15							
CUSIP Identification	Description	For- eign	Disposal Date	Name of Purchaser	Number of Shares of Stock	Consid- eration	Par Value	Actual Cost	Prior Year Book/ Adjusted Carrying Value	Unrealized Valuation Increase/ (Decrease)	Current Year's (Amor- tization)/ Accretion	Current Year's Other Than Temporary Impairment Recogn- ized	Total Change in Book/ Adjusted Carrying Value (11 + 12 - 13)	Total Foreign Exchange Change in Book /Adjusted Carrying Value	Book/ Adjusted Carrying Value at Disposal Date	Foreign Exchange Gain (Loss) on Disposal	Realized Gain (Loss) on Disposal	Total Gain (Loss) on Disposal	Bond Interest/ Stock Dividends Received During Year	Stated Con- tractual Maturity Date	NAIC Desig- nation, NAIC Desig- nation Modifier and SVO Admini- strative Symbol
..63942L-AA-0	NAVSL 2021-BA A NAVAL 2021-BA A ABS PRV PLC 0.940% 07/15/69		03/15/2022	Paydown		157,208	157,208	157,203	157,203	0	4	0	4	0	157,208	0	0	0	242	07/15/2069	1.A FE
..64034Y-AB-7	Nelnet Student L NSLT 2021-DA AFX ABS Prv Plc 1.630% 04/20/62		03/20/2022	Paydown		163,187	163,187	163,174	163,175	0	12	0	12	0	163,187	0	0	0	441	04/20/2062	1.A FE
..742718-DY-2	PROCTER & GAMBLE Corp Note MW 10BP 2.300% 02/06/22		02/06/2022	Maturity		1,739,000	1,739,000	1,784,197	1,742,509	0	(3,509)	0	(3,509)	0	1,739,000	0	0	0	19,999	02/06/2022	1.D FE
..74938F-AE-8	Woodward Capital Management ROKT 2022-1 A5 RMBS Prv Plc 2.500% 01/25/52		03/01/2022	Paydown		22,970	22,970	22,877	0	0	93	0	93	0	22,970	0	0	0	77	01/25/2052	1.A FE
..75281A-BG-3	RANGE RESOURCES Corp Note Call MW 9.250% 02/01/26		02/01/2022	Call	106.9380	76,995	72,000	79,740	77,223	0	(228)	0	(228)	0	76,995	0	(4,995)	(4,995)	8,325	02/01/2026	4.A FE
..78448Y-AM-3	SMB PRIVATE EDUCATION LOAN TR SMB 2021-A APL ABS Prv Plc 0.900% 01/15/53		03/15/2022	Paydown		62,197	62,197	61,971	61,999	0	199	0	199	0	62,197	0	0	0	86	01/15/2053	1.A FE
..78449M-AA-4	SMB Private Educ SMB 2021-D A1A ABS Prv Plc 1.340% 03/17/53		03/15/2022	Paydown		283,264	283,264	283,250	283,251	0	12	0	12	0	283,264	0	0	0	611	03/17/2053	1.A FE
..78450M-AA-0	SMB Private Educ SMB 2021-E A1A ABS Prv Plc 1.680% 02/15/51		03/15/2022	Paydown		97,598	97,598	97,594	97,594	0	4	0	4	0	97,598	0	0	0	383	02/15/2051	1.A FE
..797440-BT-0	SAN DIEGO G & E Corp Note MW Pro-Rata Sink 1.914% 02/01/22		02/01/2022	Paydown		15,716	15,716	15,716	15,716	0	0	0	0	0	15,716	0	0	0	150	02/01/2022	1.F FE
..810186-AT-3	SCOTTS MIRACLE Corp Note Call MW Prv Plc 4.000% 04/01/31		02/09/2022	Tax Free Exchange		43,000	43,000	43,000	42,526	474	0	0	474	0	43,000	0	0	0	612	04/01/2031	4.A FE
..810186-AV-8	SCOTTS MIRACLE Corp Note Call MW Prv Plc 4.375% 02/01/32		01/26/2022	Tax Free Exchange		19,000	19,000	19,000	18,981	19	0	0	19	0	19,000	0	0	0	376	02/01/2032	4.A FE
..83405N-AA-4	Social Professio SOFI 2021-B AFX ABS Prv Plc 1.140% 02/15/47		03/15/2022	Paydown		331,482	331,482	331,440	331,442	0	40	0	40	0	331,482	0	0	0	606	02/15/2047	1.A FE
..85573E-AA-5	Starvest Emerging Markets CBO STAR 2020-INV1 A1 RMBS Prv Plc 1.027% 11/25/55		03/01/2022	Paydown		100,917	100,917	100,916	100,903	0	15	0	15	0	100,917	0	0	0	146	11/25/2055	1.A FE
..857477-BL-6	STATE STREET CRP Corp Note Call 2.825% 03/30/23		03/30/2022	Call	100.0000	477,000	477,000	480,892	479,762	0	(2,762)	0	(2,762)	0	477,000	0	0	0	6,738	03/30/2023	1.F FE
..87612E-AZ-9	TARGET CORP Corp Note MW 15BP 2.900% 01/15/22		01/15/2022	Maturity		335,000	335,000	332,866	334,991	0	9	0	9	0	335,000	0	0	0	4,858	01/15/2022	1.F FE
..88033G-DE-7	TENET HEALTHCARE Corp Note Call MW Prv Plc 7.500% 04/01/25		02/23/2022	Call	104.3737	33,400	32,000	35,040	33,556	0	(210)	0	(210)	0	33,346	0	(1,346)	(1,346)	2,346	04/01/2025	4.A FE
..88161F-AB-2	Tesla Auto Lease TESLA 2021-A A2 ABS Prv Plc 0.360% 03/20/25		03/20/2022	Paydown		117,371	117,371	117,370	117,371	0	1	0	1	0	117,371	0	0	0	70	03/20/2025	1.A FE
..89231A-AE-1	Toyota Auto Rece TAOT 2018-C A4 ABS 3.130% 02/15/24		03/15/2022	Paydown		545,063	545,063	544,930	545,032	0	31	0	31	0	545,063	0	0	0	3,565	02/15/2024	1.A FE
..89238B-AE-2	Toyota Auto Rece TAOT 2018-A A4 ABS 2.520% 05/15/23		02/15/2022	Paydown		693,681	693,681	684,685	693,308	0	373	0	373	0	693,681	0	0	0	2,579	05/15/2023	1.A FE
..90269G-AC-5	UBS COMMERCIAL M UBSCM 2012-C1 A3 CMBS 3.400% 05/10/45		01/01/2022	Paydown		32,875	32,875	35,423	32,902	0	(27)	0	(27)	0	32,875	0	0	0	93	05/10/2045	1.A
..90276R-BB-3	UBS COMMERCIAL M UBSCM 2017-C4 A2 CMBS 3.147% 10/15/50		03/01/2022	Paydown		53,064	53,064	54,655	53,125	0	(61)	0	(61)	0	53,064	0	0	0	285	10/15/2050	1.A
..92348T-AB-0	Verizon Owner Tr VZOT 2020-A A1B ABS 0.719% 07/22/24		03/21/2022	Paydown		400,872	400,872	400,872	400,872	0	0	0	0	0	400,872	0	0	0	329	07/22/2024	1.A FE
..92538D-AA-7	VERUS SECURITIZATION TRUST VERUS 2021-R2 A1 RMBS Prv Plc 0.918% 02/25/64		03/01/2022	Paydown		86,338	86,338	86,337	86,326	0	12	0	12	0	86,338	0	0	0	145	02/25/2064	1.A FE
..928563-AB-1	VMWARE INC Corp Note Call MW 2.950% 08/21/22		01/18/2022	Call	101.2790	607,674	600,000	598,752	599,830	0	12	0	12	0	599,842	0	158	158	14,902	08/21/2022	2.C FE
..949746-SK-8	WELLS FARGO CO Corp Note Call 3.069% 01/24/23		01/24/2022	Call	100.0000	500,000	500,000	485,845	496,509	0	200	0	200	0	496,709	0	3,291	3,291	7,673	01/24/2023	2.A FE
..95000L-AY-9	WELLS FARGO COMM WFCM 2016-C33 A3 CMBS 3.162% 03/15/59		03/01/2022	Paydown		7,976	7,976	8,056	8,006	0	(29)	0	(29)	0	7,976	0	0	0	63	03/15/2059	1.A
..95003F-BR-3	Wells Fargo Mortgage Backed WFMB 2021INV2 A2 RMBS Prv Plc 2.500% 09/25/51		03/01/2022	Paydown		136,490	136,490	138,452	138,437	0	(1,947)	0	(1,947)	0	136,490	0	0	0	445	09/25/2051	1.A FE

STATEMENT AS OF MARCH 31, 2022 OF THE UnitedHealthcare of Wisconsin, Inc.

SCHEDULE D - PART 4

Show All Long-Term Bonds and Stock Sold, Redeemed or Otherwise Disposed of During the Current Quarter

1	2	3	4	5	6	7	8	9	10	Change In Book/Adjusted Carrying Value					16	17	18	19	20	21	22
										11	12	13	14	15							
CUSIP Ident- ification	Description	For- eign	Disposal Date	Name of Purchaser	Number of Shares of Stock	Consid- eration	Par Value	Actual Cost	Prior Year Book/ Adjusted Carrying Value	Unrealized Valuation Increase/ (Decrease)	Current Year's (Amor- tization)/ Accretion	Current Year's Other Than Temporary Impairment Recog- nized	Total Change in Book/ Adjusted Carrying Value (11 + 12 - 13)	Total Foreign Exchange Change in Book /Adjusted Carrying Value	Book/ Adjusted Carrying Value at Disposal Date	Foreign Exchange Gain (Loss) on Disposal	Realized Gain (Loss) on Disposal	Total Gain (Loss) on Disposal	Bond Interest/ Stock Dividends Received During Year	Stated Con- tractual Maturity Date	NAIC Desig- nation, NAIC Desig- nation Modifier and SVO Admini- strative Symbol
98162H-AB-6	World Omni Autom WOLS 2020-A A2 ABS 1.710% 11/15/22		01/15/2022	Paydown		12,739	12,739	12,738	12,737	0	1	0	1	0	12,739	0	0	0	18	11/15/2022	1.A FE
06367X-D2-4	BANK OF MONTREAL Corp Note Non Call Prv Plc 2.500% 01/11/22	A	01/11/2022	Maturity		2,000,000	2,000,000	1,994,220	1,999,967	0	33	0	33	0	2,000,000	0	0	0	25,000	01/11/2022	1.A FE
13646B-AG-3	Canadian Pacer A CPART 2019-1A A3 ABS Prv Plc 2.800% 10/19/23	A	03/19/2022	Paydown		129,624	129,624	129,622	129,619	0	6	0	6	0	129,624	0	0	0	593	10/19/2023	1.A FE
87952V-AP-1	TELESAT CANADA/L Corp Note Call MM Prv Plc 4.875% 06/01/27	A	01/24/2022	Barclays Group Inc.		27,120	32,000	32,662	28,288	4,243	(12)	0	4,231	0	32,520	0	(5,400)	(5,400)	238	06/01/2027	4.A FE
53944Y-AK-9	LLOYDS BK GR PLC Corp Note Call 2.858% 03/17/23	D	03/17/2022	Call 100.0000		1,400,000	1,400,000	1,400,000	1,400,000	0	0	0	0	0	1,400,000	0	0	0	20,006	03/17/2023	1.F FE
55818K-AV-3	Madison Park Funding MDPK 2013-11A AR2 CLO Prv Plc 1.159% 07/23/29	D	01/24/2022	Paydown		11,451	11,451	11,451	11,451	0	0	0	0	0	11,451	0	0	0	30	07/23/2029	1.A FE
1109999999. Subtotal - Bonds - Industrial and Miscellaneous (Unaffiliated)						25,797,777	25,739,383	25,853,434	25,626,115	6,264	(20,970)	0	(14,706)	0	25,756,320	0	(21,817)	(21,817)	291,375	XXX	XXX
2509999997. Total - Bonds - Part 3						66,711,509	66,203,615	67,709,742	67,240,396	(257,898)	(948,181)	0	(1,206,079)	0	66,400,452	0	247,783	247,783	536,837	XXX	XXX
2509999998. Total - Bonds - Part 5						XXX	XXX	XXX	XXX	XXX	XXX	XXX	XXX	XXX	XXX	XXX	XXX	XXX	XXX	XXX	XXX
2509999999. Total - Bonds						66,711,509	66,203,615	67,709,742	67,240,396	(257,898)	(948,181)	0	(1,206,079)	0	66,400,452	0	247,783	247,783	536,837	XXX	XXX
4509999997. Total - Preferred Stocks - Part 3						0	XXX	0	0	0	0	0	0	0	0	0	0	0	0	XXX	XXX
4509999998. Total - Preferred Stocks - Part 5						XXX	XXX	XXX	XXX	XXX	XXX	XXX	XXX	XXX	XXX	XXX	XXX	XXX	XXX	XXX	XXX
4509999999. Total - Preferred Stocks						0	XXX	0	0	0	0	0	0	0	0	0	0	0	0	XXX	XXX
5989999997. Total - Common Stocks - Part 3						0	XXX	0	0	0	0	0	0	0	0	0	0	0	0	XXX	XXX
5989999998. Total - Common Stocks - Part 5						XXX	XXX	XXX	XXX	XXX	XXX	XXX	XXX	XXX	XXX	XXX	XXX	XXX	XXX	XXX	XXX
5989999999. Total - Common Stocks						0	XXX	0	0	0	0	0	0	0	0	0	0	0	0	XXX	XXX
5999999999. Total - Preferred and Common Stocks						0	XXX	0	0	0	0	0	0	0	0	0	0	0	0	XXX	XXX
6009999999 - Totals						66,711,509	XXX	67,709,742	67,240,396	(257,898)	(948,181)	0	(1,206,079)	0	66,400,452	0	247,783	247,783	536,837	XXX	XXX

Schedule DB - Part A - Section 1 - Options, Caps, Floors, Collars, Swaps and Forwards Open
N O N E

Schedule DB - Part B - Section 1 - Futures Contracts Open
N O N E

Schedule DB - Part B - Section 1B - Brokers with whom cash deposits have been made
N O N E

Schedule DB - Part D - Section 1 - Counterparty Exposure for Derivative Instruments Open
N O N E

Schedule DB - Part D-Section 2 - Collateral for Derivative Instruments Open - Pledged By
N O N E

Schedule DB - Part D-Section 2 - Collateral for Derivative Instruments Open - Pledged To
N O N E

Schedule DB - Part E - Derivatives Hedging Variable Annuity Guarantees
N O N E

Schedule DL - Part 1 - Reinvested Collateral Assets Owned
N O N E

Schedule DL - Part 2 - Reinvested Collateral Assets Owned
N O N E

SCHEDULE E - PART 1 - CASH

E13

SCHEDULE E - PART 2 - CASH EQUIVALENTS

Show Investments Owned End of Current Quarter

1	2	3	4	5	6	7	8	9
CUSIP	Description	Code	Date Acquired	Rate of Interest	Maturity Date	Book/Adjusted Carrying Value	Amount of Interest Due and Accrued	Amount Received During Year
0109999999. Total - U.S. Government Bonds						0	0	0
0309999999. Total - All Other Government Bonds						0	0	0
0509999999. Total - U.S. States, Territories and Possessions Bonds						0	0	0
0709999999. Total - U.S. Political Subdivisions Bonds						0	0	0
0909999999. Total - U.S. Special Revenues Bonds						0	0	0
.....	National Grid North America Disc Comm Paper03/07/2022	0.92005/09/2022	949,0770	582
.....	RYDER SYSTEMS, Inc. Disc Comm Paper03/17/2022	1.00004/18/2022	499,7640	194
.....	Sempra Disc Comm Paper02/07/2022	0.39004/04/2022	1,199,9610	676
.....	TOYOTA MTR CRED Corp Note Non Call03/09/2022	1.15005/26/2022	737,011	2,943	(2,476)
.....	Verizon Communications Inc Disc Comm Paper02/17/2022	0.60005/05/2022	1,176,3330	823
.....	Waste Management, Inc Disc Comm Paper03/03/2022	0.75005/09/2022	697,4470	421
1019999999. Subtotal - Bonds - Industrial and Miscellaneous (Unaffiliated) - Issuer Obligations						5,259,593	2,943	220
1109999999. Total - Industrial and Miscellaneous (Unaffiliated) Bonds						5,259,593	2,943	220
1309999999. Total - Hybrid Securities						0	0	0
1509999999. Total - Parent, Subsidiaries and Affiliates Bonds						0	0	0
1909999999. Subtotal - Unaffiliated Bank Loans						0	0	0
2419999999. Total - Issuer Obligations						5,259,593	2,943	220
2429999999. Total - Residential Mortgage-Backed Securities						0	0	0
2439999999. Total - Commercial Mortgage-Backed Securities						0	0	0
2449999999. Total - Other Loan-Backed and Structured Securities						0	0	0
2459999999. Total - SVO Identified Funds						0	0	0
2469999999. Total - Affiliated Bank Loans						0	0	0
2479999999. Total - Unaffiliated Bank Loans						0	0	0
2509999999. Total Bonds						5,259,593	2,943	220
09248U-71-8	BlackRock Liquidity Funds T-Fund Port03/01/2022	0.000	97,932,1770	0
261908-10-7	Dreyfus Treasury Cash Mgmt Fund05/17/2021	0.00000	0
316175-50-4	Fidelity Institutional FIDELITY TREASURY PORT-I MMKT03/01/2022	0.000	4,493,0470	73
31846V-41-9	First American Treas Obligations - Inst Inv02/15/2022	0.00000	1
31846V-54-2	First American Treasury Obligations Fund Z03/01/2022	0.000	83,462,8640	0
60934N-50-0	Federated Treasury Oblig Mmkt03/01/2022	0.000	13,474,3580	0
825252-40-6	Invesco AIM STIT TREASURY MMF03/01/2022	0.000	33,105,8810	0
8209999999. Subtotal - Exempt Money Market Mutual Funds - as Identified by the SVO						232,468,327	0	74
262006-20-8	Dreyfus Govt Cash Mgmt - Inst03/01/2022	0.000	24,082,0830	1,302
26200X-20-9	Dreyfus Inst Pred Govt MMF-Hamilton03/01/2022	0.000	6,307,6320	0
481200-67-0	JP Morgan US Govt MMKT CP03/01/2022	0.000	72,954,9060	0
61747C-70-7	Morgan Stanley Institutional Liquidity Fund Government Port03/31/2022	0.000	26,432,8710	45
665278-70-1	Northern Inst Govt Select Port03/31/2022	0.000	65,625,7000	6,698
94975P-40-5	Wells Fargo Government MMKT Fund-Inst Cls03/01/2022	0.000	304,5860	5
8309999999. Subtotal - All Other Money Market Mutual Funds						195,707,778	0	8,050
.....	UHC Liquidity Pool Pro Rata Share Portion03/31/2022	0.000	889,0410	0
8409999999. Subtotal - Qualified Cash Pools Under SSAP No. 2R						889,041	0	0
8609999999 - Total Cash Equivalents						434,324,739	2,943	8,344