



HEALTH QUARTERLY STATEMENT

AS OF SEPTEMBER 30, 2025
OF THE CONDITION AND AFFAIRS OF THE
Cariten Health Plan Inc.

NAIC Group Code 0119 0119 NAIC Company Code 95754 Employer's ID Number 62-1579044
(Current) (Prior)

Organized under the Laws of Tennessee, State of Domicile or Port of Entry TN

Country of Domicile United States of America

Licensed as business type: Health Maintenance Organization

Is HMO Federally Qualified? Yes [X] No []

Incorporated/Organized 09/13/1994 Commenced Business 12/31/1995

Statutory Home Office 123 Center Park Drive, Knoxville, TN, US 37922
(Street and Number) (City or Town, State, Country and Zip Code)

Main Administrative Office 500 West Main Street
(Street and Number)
Louisville, KY, US 40202, 502-580-1000
(City or Town, State, Country and Zip Code) (Area Code) (Telephone Number)

Mail Address P.O. Box 740036, Louisville, KY, US 40201-7436
(Street and Number or P.O. Box) (City or Town, State, Country and Zip Code)

Primary Location of Books and Records 500 West Main Street
(Street and Number)
Louisville, KY, US 40202, 502-580-1000
(City or Town, State, Country and Zip Code) (Area Code) (Telephone Number)

Internet Website Address www.humana.com

Statutory Statement Contact Bryan Oberholtzer, 502-580-1077
(Name) (Area Code) (Telephone Number)
DOIINQUIRIES@humana.com, 502-580-2099
(E-mail Address) (FAX Number)

OFFICERS

President George Renaudin II Chief Financial Officer Celeste Marie Mellet #
Secretary Courtney Danielle Durall VP & Treasurer Robert Martin Marcoux Jr.

OTHER

Erin Fegan Banet #, SVP, Chief Audit and Risk Officer Daniel Kevin Feld, Associate VP, Tax John-Paul William Felter, SVP, Chief Accounting Officer & Controller
Jeremy Leon Gaskill, VP, Medicare Regional President John Stephen Littig, VP, Medicare Regional President Sean Joseph O'Reilly, SVP, Chief Compliance Officer
William Mark Preston, VP, Investments Frederick William Roth, VP, Medicare Supplement Lisa Thornell Stephens #, SVP & Chief Operating Officer, Insurance
Gilbert Alan Stewart, SVP, Medicare Divisional Leader

DIRECTORS OR TRUSTEES

Courtney Danielle Durall # Sean Joseph O'Reilly George Renaudin II

State of Kentucky SS:
County of Jefferson

The officers of this reporting entity being duly sworn, each depose and say that they are the described officers of said reporting entity, and that on the reporting period stated above, all of the herein described assets were the absolute property of the said reporting entity, free and clear from any liens or claims thereon, except as herein stated, and that this statement, together with related exhibits, schedules and explanations therein contained, annexed or referred to, is a full and true statement of all the assets and liabilities and of the condition and affairs of the said reporting entity as of the reporting period stated above, and of its income and deductions therefrom for the period ended, and have been completed in accordance with the NAIC Annual Statement Instructions and Accounting Practices and Procedures manual except to the extent that: (1) state law may differ; or, (2) that state rules or regulations require differences in reporting not related to accounting practices and procedures, according to the best of their information, knowledge and belief, respectively. Furthermore, the scope of this attestation by the described officers also includes the related corresponding electronic filing with the NAIC, when required, that is an exact copy (except for formatting differences due to electronic filing) of the enclosed statement. The electronic filing may be requested by various regulators in lieu of or in addition to the enclosed statement.

George Renaudin II
President

Courtney Danielle Durall #
Secretary

Robert Martin Marcoux, Jr.
VP & Treasurer

Subscribed and sworn to before me this
3rd day of November, 2025

- a. Is this an original filing? Yes [X] No []
b. If no,
1. State the amendment number.....
2. Date filed
3. Number of pages attached.....

Julia Wentworth
Notary Public
January 10, 2029

STATEMENT AS OF SEPTEMBER 30, 2025 OF THE Cariten Health Plan Inc.

ASSETS

	Current Statement Date			4 December 31 Prior Year Net Admitted Assets
	1 Assets	2 Nonadmitted Assets	3 Net Admitted Assets (Cols. 1 - 2)	
1. Bonds	435,328,785	0	435,328,785	463,153,347
2. Stocks:				
2.1 Preferred stocks	0	0	0	0
2.2 Common stocks	0	0	0	0
3. Mortgage loans on real estate:				
3.1 First liens	0	0	0	0
3.2 Other than first liens.....	0	0	0	0
4. Real estate:				
4.1 Properties occupied by the company (less \$0 encumbrances)	0	0	0	0
4.2 Properties held for the production of income (less \$0 encumbrances)	0	0	0	0
4.3 Properties held for sale (less \$0 encumbrances)	0	0	0	0
5. Cash (\$48,766,015), cash equivalents (\$60,336,854) and short-term investments (\$0)	109,102,869	0	109,102,869	54,793,102
6. Contract loans (including \$0 premium notes)	0	0	0	0
7. Derivatives	0	0	0	0
8. Other invested assets	0	0	0	0
9. Receivables for securities	0	0	0	0
10. Securities lending reinvested collateral assets	20,199,076	0	20,199,076	9,738,499
11. Aggregate write-ins for invested assets	0	0	0	0
12. Subtotals, cash and invested assets (Lines 1 to 11)	564,630,730	0	564,630,730	527,684,948
13. Title plants less \$0 charged off (for Title insurers only)	0	0	0	0
14. Investment income due and accrued	2,751,940	0	2,751,940	3,289,631
15. Premiums and considerations:				
15.1 Uncollected premiums and agents' balances in the course of collection	1,853,338	384,334	1,469,004	1,766,688
15.2 Deferred premiums, agents' balances and installments booked but deferred and not yet due (including \$0 earned but unbilled premiums)	0	0	0	0
15.3 Accrued retrospective premiums (\$11,889,343) and contracts subject to redetermination (\$39,063,825)	50,953,168	0	50,953,168	41,205,228
16. Reinsurance:				
16.1 Amounts recoverable from reinsurers	0	0	0	0
16.2 Funds held by or deposited with reinsured companies	0	0	0	0
16.3 Other amounts receivable under reinsurance contracts	0	0	0	0
17. Amounts receivable relating to uninsured plans	2,906,377	363,037	2,543,341	863,116
18.1 Current federal and foreign income tax recoverable and interest thereon	0	0	0	0
18.2 Net deferred tax asset	6,677,024	0	6,677,024	6,677,024
19. Guaranty funds receivable or on deposit	0	0	0	0
20. Electronic data processing equipment and software	0	0	0	0
21. Furniture and equipment, including health care delivery assets (\$0)	0	0	0	0
22. Net adjustment in assets and liabilities due to foreign exchange rates	0	0	0	0
23. Receivables from parent, subsidiaries and affiliates	0	0	0	0
24. Health care (\$49,328,958) and other amounts receivable	54,420,137	4,757,397	49,662,739	44,650,689
25. Aggregate write-ins for other-than-invested assets	4,851,019	4,851,019	0	0
26. Total assets excluding Separate Accounts, Segregated Accounts and Protected Cell Accounts (Lines 12 to 25)	689,043,734	10,355,787	678,687,947	626,137,323
27. From Separate Accounts, Segregated Accounts and Protected Cell Accounts	0	0	0	0
28. Total (Lines 26 and 27)	689,043,734	10,355,787	678,687,947	626,137,323
DETAILS OF WRITE-INS				
1101.	0	0	0	0
1102.				
1103.				
1198. Summary of remaining write-ins for Line 11 from overflow page	0	0	0	0
1199. Totals (Lines 1101 through 1103 plus 1198)(Line 11 above)	0	0	0	0
2501. Prepaid Commissions	4,851,019	4,851,019	0	0
2502.				
2503.				
2598. Summary of remaining write-ins for Line 25 from overflow page	0	0	0	0
2599. Totals (Lines 2501 through 2503 plus 2598)(Line 25 above)	4,851,019	4,851,019	0	0

LIABILITIES, CAPITAL AND SURPLUS

	Current Period			Prior Year
	1 Covered	2 Uncovered	3 Total	4 Total
1. Claims unpaid (less \$0 reinsurance ceded)	239,409,846	5,839,374	245,249,220	244,617,595
2. Accrued medical incentive pool and bonus amounts	14,627,996	0	14,627,996	19,252,947
3. Unpaid claims adjustment expenses	1,276,347	0	1,276,347	1,340,530
4. Aggregate health policy reserves, including the liability of \$0 for medical loss ratio rebate per the Public Health Service Act	7,201,711	0	7,201,711	11,687,227
5. Aggregate life policy reserves	0	0	0	0
6. Property/casualty unearned premium reserve	0	0	0	0
7. Aggregate health claim reserves	0	0	0	0
8. Premiums received in advance	2,035,862	0	2,035,862	1,749,821
9. General expenses due or accrued	1,644,498	0	1,644,498	2,825,049
10.1 Current federal and foreign income tax payable and interest thereon (including \$273,052 on realized gains (losses))	26,140,034	0	26,140,034	2,865,246
10.2 Net deferred tax liability	0	0	0	0
11. Ceded reinsurance premiums payable	0	0	0	0
12. Amounts withheld or retained for the account of others.....	0	0	0	0
13. Remittances and items not allocated	627,216	0	627,216	235,777
14. Borrowed money (including \$0 current) and interest thereon \$0 (including \$0 current)	0	0	0	0
15. Amounts due to parent, subsidiaries and affiliates	4,190,948	0	4,190,948	13,032,598
16. Derivatives	0	0	0	0
17. Payable for securities	340,534	0	340,534	0
18. Payable for securities lending	20,199,076	0	20,199,076	9,738,499
19. Funds held under reinsurance treaties (with \$0 authorized reinsurers, \$0 unauthorized reinsurers and \$0 certified reinsurers).....	0	0	0	0
20. Reinsurance in unauthorized and certified (\$0) companies	0	0	0	0
21. Net adjustments in assets and liabilities due to foreign exchange rates	0	0	0	0
22. Liability for amounts held under uninsured plans	17,564,938	0	17,564,938	25,516,362
23. Aggregate write-ins for other liabilities (including \$ 112,958 current)	337,303	0	337,303	268,649
24. Total liabilities (Lines 1 to 23)	335,596,310	5,839,374	341,435,684	333,130,300
25. Aggregate write-ins for special surplus funds	XXX	XXX	0	0
26. Common capital stock	XXX	XXX	1,000,000	100,000
27. Preferred capital stock	XXX	XXX	0	0
28. Gross paid in and contributed surplus	XXX	XXX	37,133,185	38,033,185
29. Surplus notes	XXX	XXX	0	0
30. Aggregate write-ins for other-than-special surplus funds	XXX	XXX	0	0
31. Unassigned funds (surplus)	XXX	XXX	299,119,078	254,873,837
32. Less treasury stock, at cost:				
32.10 shares common (value included in Line 26 \$0)	XXX	XXX	0	0
32.20 shares preferred (value included in Line 27 \$0)	XXX	XXX	0	0
33. Total capital and surplus (Lines 25 to 31 minus Line 32)	XXX	XXX	337,252,263	293,007,023
34. Total liabilities, capital and surplus (Lines 24 and 33)	XXX	XXX	678,687,947	626,137,323
DETAILS OF WRITE-INS				
2301. Unclaimed Property	337,303	0	337,303	268,649
2302.				
2303.				
2398. Summary of remaining write-ins for Line 23 from overflow page	0	0	0	0
2399. Totals (Lines 2301 through 2303 plus 2398)(Line 23 above)	337,303	0	337,303	268,649
2501.	XXX	XXX	0	0
2502.	XXX	XXX		
2503.	XXX	XXX		
2598. Summary of remaining write-ins for Line 25 from overflow page	XXX	XXX	0	0
2599. Totals (Lines 2501 through 2503 plus 2598)(Line 25 above)	XXX	XXX	0	0
3001.	XXX	XXX	0	0
3002.	XXX	XXX		
3003.	XXX	XXX		
3098. Summary of remaining write-ins for Line 30 from overflow page	XXX	XXX	0	0
3099. Totals (Lines 3001 through 3003 plus 3098)(Line 30 above)	XXX	XXX	0	0

STATEMENT OF REVENUE AND EXPENSES

	Current Year To Date		Prior Year To Date	Prior Year Ended December 31
	1 Uncovered	2 Total	3 Total	4 Total
1. Member Months	XXX	1,409,516	1,522,599	2,031,264
2. Net premium income (including \$0 non-health premium income).....	XXX	1,995,010,217	1,979,802,951	2,602,640,262
3. Change in unearned premium reserves and reserve for rate credits.....	XXX	0	0	0
4. Fee-for-service (net of \$0 medical expenses).....	XXX	0	0	0
5. Risk revenue	XXX	0	0	0
6. Aggregate write-ins for other health care related revenues	XXX	0	0	0
7. Aggregate write-ins for other non-health revenues	XXX	0	0	0
8. Total revenues (Lines 2 to 7)	XXX	1,995,010,217	1,979,802,951	2,602,640,262
Hospital and Medical:				
9. Hospital/medical benefits	43,439,190	1,332,237,207	1,367,209,433	1,819,976,285
10. Other professional services	1,032,921	31,678,682	36,013,668	46,660,837
11. Outside referrals	0	0	0	0
12. Emergency room and out-of-area	1,013,298	31,076,853	34,572,069	45,655,257
13. Prescription drugs	8,830,107	270,810,704	187,720,268	235,675,141
14. Aggregate write-ins for other hospital and medical	0	0	0	0
15. Incentive pool, withhold adjustments and bonus amounts	0	13,983,660	12,312,685	15,943,304
16. Subtotal (Lines 9 to 15)	54,315,516	1,679,787,106	1,637,828,123	2,163,910,825
Less:				
17. Net reinsurance recoveries	0	0	0	0
18. Total hospital and medical (Lines 16 minus 17)	54,315,516	1,679,787,106	1,637,828,123	2,163,910,825
19. Non-health claims (net)	0	0	0	0
20. Claims adjustment expenses, including \$55,664,821 cost containment expenses	0	63,947,088	75,527,250	104,251,517
21. General administrative expenses	0	139,663,696	141,419,142	205,102,158
22. Increase in reserves for life and accident and health contracts (including \$0 increase in reserves for life only) .	0	0	0	0
23. Total underwriting deductions (Lines 18 through 22).....	54,315,516	1,883,397,890	1,854,774,516	2,473,264,499
24. Net underwriting gain or (loss) (Lines 8 minus 23)	XXX	111,612,327	125,028,435	129,375,763
25. Net investment income earned	0	17,724,989	20,112,496	27,026,207
26. Net realized capital gains (losses) less capital gains tax of \$397,562	0	1,492,370	51,259	264,021
27. Net investment gains (losses) (Lines 25 plus 26)	0	19,217,359	20,163,755	27,290,228
28. Net gain or (loss) from agents' or premium balances charged off [(amount recovered \$0) (amount charged off \$0)].....	0	0	0	0
29. Aggregate write-ins for other income or expenses	0	29	13	19
30. Net income or (loss) after capital gains tax and before all other federal income taxes (Lines 24 plus 27 plus 28 plus 29)	XXX	130,829,715	145,192,204	156,666,010
31. Federal and foreign income taxes incurred	XXX	25,742,472	30,022,313	32,831,002
32. Net income (loss) (Lines 30 minus 31)	XXX	105,087,243	115,169,891	123,835,007
DETAILS OF WRITE-INS				
0601.	XXX	0	0	0
0602.	XXX	0	0	0
0603.	XXX	0	0	0
0698. Summary of remaining write-ins for Line 6 from overflow page	XXX	0	0	0
0699. Totals (Lines 0601 through 0603 plus 0698)(Line 6 above)	XXX	0	0	0
0701.	XXX	0	0	0
0702.	XXX	0	0	0
0703.	XXX	0	0	0
0798. Summary of remaining write-ins for Line 7 from overflow page	XXX	0	0	0
0799. Totals (Lines 0701 through 0703 plus 0798)(Line 7 above)	XXX	0	0	0
1401.	0	0	0	0
1402.	0	0	0	0
1403.	0	0	0	0
1498. Summary of remaining write-ins for Line 14 from overflow page	0	0	0	0
1499. Totals (Lines 1401 through 1403 plus 1498)(Line 14 above)	0	0	0	0
2901. Miscellaneous Income	0	29	13	19
2902.	0	0	0	0
2903.	0	0	0	0
2998. Summary of remaining write-ins for Line 29 from overflow page	0	0	0	0
2999. Totals (Lines 2901 through 2903 plus 2998)(Line 29 above)	0	29	13	19

STATEMENT OF REVENUE AND EXPENSES (Continued)

	1 Current Year to Date	2 Prior Year to Date	3 Prior Year Ended December 31
CAPITAL AND SURPLUS ACCOUNT			
33. Capital and surplus prior reporting year.....	293,007,023	227,402,940	227,402,940
34. Net income or (loss) from Line 32.....	105,087,243	115,169,891	123,835,007
35. Change in valuation basis of aggregate policy and claim reserves.....	0	0	0
36. Change in net unrealized capital gains (losses) less capital gains tax of \$0	138,950	331,914	341,064
37. Change in net unrealized foreign exchange capital gain or (loss).....	0	0	0
38. Change in net deferred income tax.....	0	0	(1,674,833)
39. Change in nonadmitted assets.....	(980,953)	(750,648)	8,102,844
40. Change in unauthorized and certified reinsurance.....	0	0	0
41. Change in treasury stock.....	0	0	0
42. Change in surplus notes.....	0	0	0
43. Cumulative effect of changes in accounting principles.....	0	0	0
44. Capital Changes:			
44.1 Paid in.....	900,000	0	0
44.2 Transferred from surplus (Stock Dividend).....	0	0	0
44.3 Transferred to surplus.....	0	0	0
45. Surplus adjustments:			
45.1 Paid in.....	(900,000)	0	0
45.2 Transferred to capital (Stock Dividend).....	0	0	0
45.3 Transferred from capital.....	0	0	0
46. Dividends to stockholders.....	(60,000,000)	(15,000,000)	(65,000,000)
47. Aggregate write-ins for gains or (losses) in surplus.....	0	0	0
48. Net change in capital & surplus (Lines 34 to 47).....	44,245,240	99,751,157	65,604,082
49. Capital and surplus end of reporting period (Line 33 plus 48)	337,252,263	327,154,097	293,007,023
DETAILS OF WRITE-INS			
4701.	0	0	0
4702.			
4703.			
4798. Summary of remaining write-ins for Line 47 from overflow page.....	0	0	0
4799. Totals (Lines 4701 through 4703 plus 4798)(Line 47 above)	0	0	0

STATEMENT AS OF SEPTEMBER 30, 2025 OF THE Cariten Health Plan Inc.

CASH FLOW

	1 Current Year To Date	2 Prior Year To Date	3 Prior Year Ended December 31
Cash from Operations			
1. Premiums collected net of reinsurance	1,981,284,877	1,978,382,415	2,586,014,482
2. Net investment income	18,757,165	20,852,746	27,570,491
3. Miscellaneous income	0	0	0
4. Total (Lines 1 to 3)	2,000,042,042	1,999,235,160	2,613,584,972
5. Benefit and loss related payments	1,686,946,109	1,681,882,365	2,222,324,201
6. Net transfers to Separate Accounts, Segregated Accounts and Protected Cell Accounts	0	0	0
7. Commissions, expenses paid and aggregate write-ins for deductions	214,191,032	211,901,751	337,178,756
8. Dividends paid to policyholders	0	0	0
9. Federal and foreign income taxes paid (recovered) net of \$ 181,067 tax on capital gains (losses)	2,865,246	24,874,768	30,317,400
10. Total (Lines 5 through 9)	1,904,002,387	1,918,658,884	2,589,820,357
11. Net cash from operations (Line 4 minus Line 10)	96,039,655	80,576,276	23,764,615
Cash from Investments			
12. Proceeds from investments sold, matured or repaid:			
12.1 Bonds	214,609,022	56,456,150	86,604,047
12.2 Stocks	0	0	0
12.3 Mortgage loans	0	0	0
12.4 Real estate	0	0	0
12.5 Other invested assets	0	0	0
12.6 Net gains or (losses) on cash, cash equivalents and short-term investments	16,485	135	593
12.7 Miscellaneous proceeds	340,534	0	0
12.8 Total investment proceeds (Lines 12.1 to 12.7)	214,966,041	56,456,286	86,604,640
13. Cost of investments acquired (long-term only):			
13.1 Bonds	185,266,547	92,496,642	143,262,187
13.2 Stocks	0	0	0
13.3 Mortgage loans	0	0	0
13.4 Real estate	0	0	0
13.5 Other invested assets	0	0	0
13.6 Miscellaneous applications	10,460,578	13,977,677	10,129,299
13.7 Total investments acquired (Lines 13.1 to 13.6)	195,727,125	106,474,320	153,391,485
14. Net increase/(decrease) in contract loans and premium notes	0	0	0
15. Net cash from investments (Line 12.8 minus Line 13.7 and Line 14)	19,238,917	(50,018,034)	(66,786,845)
Cash from Financing and Miscellaneous Sources			
16. Cash provided (applied):			
16.1 Surplus notes, capital notes	0	0	0
16.2 Capital and paid in surplus, less treasury stock	0	0	0
16.3 Borrowed funds	0	0	0
16.4 Net deposits on deposit-type contracts and other insurance liabilities	0	0	0
16.5 Dividends to stockholders	60,000,000	15,000,000	65,000,000
16.6 Other cash provided (applied)	(968,804)	32,063,069	30,001,240
17. Net cash from financing and miscellaneous sources (Line 16.1 through Line 16.4 minus Line 16.5 plus Line 16.6)	(60,968,804)	17,063,069	(34,998,760)
RECONCILIATION OF CASH, CASH EQUIVALENTS AND SHORT-TERM INVESTMENTS			
18. Net change in cash, cash equivalents and short-term investments (Line 11, plus Lines 15 and 17)	54,309,767	47,621,312	(78,020,990)
19. Cash, cash equivalents and short-term investments:			
19.1 Beginning of year	54,793,102	132,814,092	132,814,092
19.2 End of period (Line 18 plus Line 19.1)	109,102,869	180,435,404	54,793,102

Note: Supplemental disclosures of cash flow information for non-cash transactions:

--	--	--	--

STATEMENT AS OF SEPTEMBER 30, 2025 OF THE Cariten Health Plan Inc.

EXHIBIT OF PREMIUMS, ENROLLMENT AND UTILIZATION

	1 Total	Comprehensive (Hospital & Medical)		4 Medicare Supplement	5 Vision Only	6 Dental Only	7 Federal Employees Health Benefits Plan	8 Title XVIII Medicare	9 Title XIX Medicaid	10 Credit A&H	11 Disability Income	12 Long-Term Care	13 Other Health	14 Other Non-Health
		2 Individual	3 Group											
Total Members at end of:														
1. Prior Year	169,497	0	0	0	0	0	0	169,497	0	0	0	0	0	0
2. First Quarter	157,883	0	0	0	0	0	0	157,883	0	0	0	0	0	0
3. Second Quarter	155,958	0	0	0	0	0	0	155,958	0	0	0	0	0	0
4. Third Quarter	154,624	0	0	0	0	0	0	154,624	0	0	0	0	0	0
5. Current Year	0	0	0	0	0	0	0	0	0	0	0	0	0	0
6. Current Year Member Months	1,409,516	0	0	0	0	0	0	1,409,516	0	0	0	0	0	0
Total Member Ambulatory Encounters for Period:														
7. Physician	3,105,533	0	0	0	0	0	0	3,105,533	0	0	0	0	0	0
8. Non-Physician	1,394,209	0	0	0	0	0	0	1,394,209	0	0	0	0	0	0
9. Total	4,499,742	0	0	0	0	0	0	4,499,742	0	0	0	0	0	0
10. Hospital Patient Days Incurred	398,100	0	0	0	0	0	0	398,100	0	0	0	0	0	0
11. Number of Inpatient Admissions	33,734	0	0	0	0	0	0	33,734	0	0	0	0	0	0
12. Health Premiums Written (a)	1,995,010,217	0	0	0	0	0	0	1,995,010,217	0	0	0	0	0	0
13. Life Premiums Direct	0	0	0	0	0	0	0	0	0	0	0	0	0	0
14. Property/Casualty Premiums Written	0	0	0	0	0	0	0	0	0	0	0	0	0	0
15. Health Premiums Earned.....	1,995,010,217	0	0	0	0	0	0	1,995,010,217	0	0	0	0	0	0
16. Property/Casualty Premiums Earned	0	0	0	0	0	0	0	0	0	0	0	0	0	0
17. Amount Paid for Provision of Health Care Services.....	1,686,946,109	0	0	0	0	0	0	1,686,946,109	0	0	0	0	0	0
18. Amount Incurred for Provision of Health Care Services	1,679,787,106	0	0	0	0	0	0	1,679,787,106	0	0	0	0	0	0

(a) For health premiums written: amount of Medicare Title XVIII exempt from state taxes or fees \$1,995,010,217

UNDERWRITING AND INVESTMENT EXHIBIT

ANALYSIS OF CLAIMS UNPAID - PRIOR YEAR - NET OF REINSURANCE

Line of Business	Claims Paid Year to Date		Liability End of Current Quarter		5 Claims Incurred in Prior Years (Columns 1 + 3)	6 Estimated Claim Reserve and Claim Liability December 31 of Prior Year
	1 On Claims Incurred Prior to January 1 of Current Year	2 On Claims Incurred During the Year	3 On Claims Unpaid Dec. 31 of Prior Year	4 On Claims Incurred During the Year		
1. Comprehensive (hospital and medical) individual	0	0	0	0	0	0
2. Comprehensive (hospital and medical) group	0	0	0	0	0	0
3. Medicare Supplement	0	0	0	0	0	0
4. Vision only	0	0	0	0	0	0
5. Dental only	0	0	0	0	0	0
6. Federal Employees Health Benefits Plan	0	0	0	0	0	0
7. Title XVIII - Medicare	174,204,359	1,494,133,140	26,350,899	218,898,321	200,555,258	244,617,595
8. Title XIX - Medicaid	0	0	0	0	0	0
9. Credit A&H	0	0	0	0	0	0
10. Disability Income	0	0	0	0	0	0
11. Long-term care	0	0	0	0	0	0
12. Other health	0	0	0	0	0	0
13. Health subtotal (Lines 1 to 12)	174,204,359	1,494,133,140	26,350,899	218,898,321	200,555,258	244,617,595
14. Health care receivables (a)	6,279,230	47,807,125	0	0	6,279,230	50,920,677
15. Other non-health	0	0	0	0	0	0
16. Medical incentive pools and bonus amounts	18,608,610	0	366,314	14,261,682	18,974,924	19,252,947
17. Totals (Lines 13 - 14 + 15 + 16)	186,533,740	1,446,326,015	26,717,213	233,160,003	213,250,953	212,949,865

(a) Excludes \$ 0 loans or advances to providers not yet expensed.

NOTES TO THE FINANCIAL STATEMENTS

1. Summary of Significant Accounting Policies and Going Concern

A. Accounting Practices

The financial statements of the Company are presented on the basis of accounting practices prescribed or permitted by the Tennessee Department of Insurance.

The Tennessee Department of Insurance (the Department) recognizes only statutory accounting practices prescribed or permitted by the State of Tennessee for determining and reporting the financial condition and results of operations of an insurance company, for determining its solvency under the Tennessee Insurance Law. The National Association of Insurance Commissioners' (NAIC) Accounting Practices and Procedures manual (NAIC SSAP) has been adopted as a component of prescribed or permitted practices by the State of Tennessee. The Commissioner of Insurance has the right to permit other specific practices that deviate from prescribed practices. The Company, per the mandate of the Commissioner of Insurance of the State of Tennessee, does not admit receivables from parent, subsidiaries, and affiliates, which is not in accordance with the NAIC SSAP. The omission of this prescribed practice would have had no impact to the results of the Company's risk-based capital calculations.

A reconciliation of the Company's net income and capital and surplus between NAIC SSAP and practices prescribed and permitted by the State of Tennessee is shown below:

	SSAP #	F/S Page	F/S Line #	2025	2024
Net Income					
1. Cariten Health Plan, Inc. Tennessee basis	xxx	xxx	xxx	\$ 115,169,891	\$ 123,835,007
2. State Prescribed Practices that is an increase/(decrease) NAIC SSAP				-	-
3. State Permitted Practices that is an increase/(decrease) NAIC				-	-
4. NAIC SSAP	xxx	xxx	xxx	\$ <u>115,169,891</u>	\$ <u>123,835,007</u>
Surplus					
5. Cariten Health Plan, Inc. Tennessee basis	xxx	xxx	xxx	\$ 337,252,263	\$ 293,007,023
6. State Prescribed Practices that is an increase/(decrease) NAIC SSAP				-	-
7. State Permitted Practices that is an increase/(decrease) NAIC SSAP				-	-
8. NAIC SSAP	xxx	xxx	xxx	\$ <u>337,252,263</u>	\$ <u>293,007,023</u>

B. Use of Estimates in the Preparation of the Financial Statements

The preparation of financial statements in conformity with Statutory Accounting Principles requires management to make estimates and assumptions that affect the reported amounts of assets and liabilities. It also requires disclosure of contingent assets and liabilities at the date of the financial statements and the reported amounts of revenue and expenses during the period. These estimates are based on knowledge of current events and anticipated future events, and accordingly, actual results could differ from those estimates.

C. Accounting Policy

Premiums are reported as earned in the period in which members are entitled to receive services, and are net of retroactive membership adjustments. Retroactive membership adjustments result from enrollment changes not yet processed, or not yet reported by an employer group or the government. Premiums received prior to such period are recorded as advance premiums.

Benefits incurred and loss adjustment expenses include claim payments, capitation payments, pharmacy costs net of rebates, allocations of certain centralized expenses, legal and administrative costs to settle claims, and various other costs incurred to provide health insurance coverage to members, as well as estimates of future payments to hospitals and others for medical care provided prior to the date of the statements of admitted assets, liabilities and surplus. Capitation payments represent monthly contractual fees disbursed to participating primary care physicians, and other providers who are responsible for providing medical care to members. Pharmacy costs represent payments for members' prescription drug benefits, net of rebates from drug manufacturers.

In addition, the Company uses the following accounting policies:

- (1) Short-term investments include investments mainly in U.S. Government obligations with a maturity of twelve months or less from the date of purchase. Short-term investments are recorded at amortized cost. The carrying value of short-term investments approximates fair value due to the short-term maturities of the investments.
- (2-4) Investments are valued and classified in accordance with methods prescribed by the NAIC. Bonds with an NAIC rating of 1 or 2 are carried at amortized cost, with all other bonds being recorded at the lower of amortized cost or fair value; redeemable preferred stocks are carried at amortized cost; and non-redeemable preferred stocks are carried at fair value. Common stocks are carried at fair value.

NOTES TO THE FINANCIAL STATEMENTS

The Company regularly evaluates investment securities for impairment. For all securities other than loan-backed and structured securities, the Company considers factors affecting the investee, factors affecting the industry the investee operates within, and general debt and equity market trends. The Company also considers the length of time an investment's fair value has been below carrying value, the near term prospects for recovery to carrying value, and the Company's intent and ability to hold the investment until maturity or market recovery is realized. If and when a determination is made that a decline in fair value below the cost basis is other-than-temporary, the related investment is written down to its estimated fair value through earnings.

Amortization of bond premium or discount is computed using the scientific interest method.

Income from investments is recorded on an accrual basis. For the purpose of determining realized gains and losses, the cost of securities sold is based upon specific identification. Investment income due and accrued over 90 days past due is nonadmitted.

- (5) Not Applicable.
- (6) For loan backed and structured securities where the securities fair value is less than the amortized cost, the Company considers several factors to determine if the security's impairment is other-than-temporary. If the Company has the intent to sell the security or if the Company does not have the intent and ability to retain the security until recovery of its fair value, the related investment is written down to its estimated fair value through earnings. If, however, the Company has the intent and ability to retain the security until recovery of its fair value, the Company considers factors affecting the investee, factors affecting the industry the investee operates within, and general debt and equity market trends. The Company also considers the length of time an investment's fair value has been below carrying value and the near term prospects for recovery to carrying value. If the determination is made, based on these factors, that the Company does expect to recover the entire amortized cost of the security, then an other-than-temporary impairment has not occurred. If, however, the determination is made that the Company does not expect to recover the entire amortized cost of the security based on the factors noted above, the Company recognizes a realized loss in earnings for the non-interest related decline. No loss is recognized for the interest impairment.
- (7) Not Applicable.
- (8) Not Applicable.
- (9) Not Applicable.
- (10-11) The estimates of future medical benefit payments are developed using actuarial methods and assumptions based upon claim payment patterns, medical cost inflation, historical development such as claim inventory levels and claim receipt patterns, and other relevant factors. Corresponding administrative costs to process outstanding claims are estimated and accrued. Estimates of future payments relating to services incurred in the current and prior periods are continually reviewed by management and adjusted as necessary.

The Company assesses the profitability of its contracts for providing health insurance coverage to its members when current operating results or forecasts indicate probable future losses. The Company records a premium deficiency liability in current operations to the extent that the sum of expected future medical costs, claim adjustment expenses and maintenance costs exceed related future premiums. Investment income is utilized in the calculation of the premium deficiency liability.

Management believes the Company's benefits payable and loss adjustment expense are adequate to cover future claims and loss adjustment expense payments required, however, such estimates are based on knowledge of current events and anticipated future events and, therefore, the actual liability could differ from the amounts provided.

- (12) The Company has not modified its capitalization policy from the prior period.

Equipment is stated at cost less accumulated depreciation. Depreciation expense is computed using the straight-line method over estimated useful lives generally ranging from three to five years. Improvements to leased facilities are depreciated over the shorter of the remaining lease term or the anticipated life of the improvement.

The Company recognizes an asset or liability for the deferred tax consequences of temporary differences between the tax basis of assets or liabilities and their reported amounts in the financial statements. The temporary differences will result in taxable or deductible amounts in future years when the reported amounts of the assets or liabilities are recovered or settled.

- (13) The Company estimates anticipated Pharmacy Rebate Receivables using the analysis of historical recovery patterns.
- (14) Not Applicable.
- (15) Not Applicable.

NOTES TO THE FINANCIAL STATEMENTS

D. Going Concern

Management of the Company has evaluated the Company's ability to continue as a going concern under SSAP No. 1, *Accounting Policies, Risks & Uncertainties, and Other Disclosures* (SSAP No. 1). Based on this evaluation, Management has determined that there is no substantial doubt about the Company's ability to continue as a going concern.

2. Accounting Changes and Corrections of Errors

Not Applicable.

3. Business Combinations and Goodwill

A. Statutory Purchase Method

Not Applicable.

B. Statutory Merger

Not Applicable.

C. Assumption Reinsurance

Not Applicable.

D. Impairment Loss

Not Applicable.

E. Subcomponents and Calculation of Adjusted Surplus and Total Admitted Goodwill

Not Applicable.

4. Discontinued Operations

Not Applicable.

5. Investments

A. Mortgage Loans, Including Mezzanine Real Estate Loans

Not Applicable.

B. Debt Restructuring

Not Applicable.

C. Reverse Mortgages

Not Applicable.

D. Asset-Backed Securities

(1) Prepayment assumptions for mortgage-backed/loan-backed and structured securities were obtained from industry market sources.

(2) Not Applicable.

(3) Not Applicable.

(4) The Company does not have any investments in an other-than-temporary impairment position at September 30, 2025.

Gross unrealized losses and related fair value of temporarily impaired securities that have been in a continuous unrealized loss position were as follows at September 30, 2025:

(a) The aggregate amount of unrealized losses:

1. Less than Twelve Months	\$	(29,923)
2. Twelve Months or Longer	\$	(12,658,316)

(b) The aggregate related fair value of securities with unrealized losses:

1. Less than Twelve Months	\$	11,919,256
2. Twelve Months or Longer	\$	84,870,883

NOTES TO THE FINANCIAL STATEMENTS

(5) Unrealized losses are primarily due to increases in market interest rates and tighter liquidity conditions in the current markets than when the securities were purchased. All issuers of securities trading at an unrealized loss remain current on all contractual payments and the Company believes it is probable that all amounts due according to the contractual terms of the debt securities are collectible. After taking into account these and other factors, including the severity of the decline and the Company's ability and intent to hold these securities until recovery or maturity, the Company determined the unrealized losses on these investment securities were temporary and, as such, no impairment was required.

E. Dollar Repurchase Agreements and/or Securities Lending Transactions

(1) The Company participates in securities lending transactions. The book/adjusted carrying value and fair value of securities on loan at September 30, 2025 and December 31, 2024 was \$34,804,524 and \$14,937,970, respectively. Book/adjusted carrying value approximates fair value due to the short-term maturity of the investments. The Company maintains effective control over the loaned securities and requires collateral initially equal to at least 102% of the market value of the loaned securities. Collateral received consists of cash and fixed-income securities. Non-cash collateral is not recorded in the statements of assets, liabilities, capital and surplus, as the Company does not have the right to sell, pledge, or otherwise reinvest the non-cash collateral. The Company did not have OTTIs on invested collateral at September 30, 2025 and December 31, 2024.

(2) The Company has not pledged any of its assets as collateral that are not reclassified and separately reported in the statement of assets, liabilities, capital and surplus.

(3) Collateral Received

a. The aggregate amounts of contractually obligated open collateral positions and the corresponding liabilities that represented the Company's obligations to return the collateral at September 30, 2025 and December 31, 2024 were as follows:

	September 30, 2025	December 31, 2024
(1) Securities Lending		
a. Open	\$ -	\$ -
b. 30 days or less	20,199,076	9,738,499
c. 31 to 60 days	-	-
d. 61 to 90 days	-	-
e. Greater than 90 days	-	-
f. Sub-total (Sum of a+b+c+d+e)	<u>20,199,076</u>	<u>9,738,499</u>
g. Securities received	<u>15,447,660</u>	<u>5,516,901</u>
h. Total collateral received (f+g)	<u>\$ 35,646,736</u>	<u>\$ 15,255,399</u>

b. The fair value of the collateral and the portion of the collateral that was sold or repledged was \$35,646,736 and \$15,255,399, at September 30, 2025 and December 31, 2024, respectively.

c. Cash collateral is invested in fixed income, short-term and cash equivalent securities and the offsetting collateral liability is included in payable for securities lending in the statements of assets, liabilities, capital and surplus. Non-cash collateral consists of fixed income debt securities.

(4) The Company did not have any securities lending transactions administered by an affiliated agent which were "one-line" at September 30, 2025 and December 31, 2024.

STATEMENT AS OF September 30, 2025 OF Cariten Health Plan, Inc.

NOTES TO THE FINANCIAL STATEMENTS

(5) Collateral Reinvested

- a. The aggregate amounts of reinvested cash collateral and securities available to repledge by maturity term at September 30, 2025 and December 31, 2024 were as follows:

(1) Securities Lending	September 30, 2025		December 31, 2024	
	Amortized		Amortized	
	Cost	Fair Value	Cost	Fair Value
a. Open	\$ -	\$ -	\$ -	\$ -
b. 30 days or less	13,592,636	13,592,630	6,783,112	6,783,165
c. 31 to 60 days	4,800,963	4,801,016	1,814,895	1,814,905
d. 61 to 90 days	613,657	613,667	139,630	139,595
e. 91 to 120 days	397,072	397,156	209,446	209,425
f. 121 to 180 days	288,780	288,900	186,174	186,232
g. 181 to 365 days	505,365	505,707	605,065	605,177
h. 1 to 2 years	-	-	-	-
i. 2 to 3 years	-	-	-	-
j. Greater than 3 years	-	-	-	-
k. Sub-total (Sum of a through j)	<u>20,198,473</u>	<u>20,199,076</u>	<u>9,738,322</u>	<u>9,738,499</u>
l. Securities reinvested	-	-	-	-
m. Total collateral reinvested (k+l)	<u>\$ 20,198,473</u>	<u>\$ 20,199,076</u>	<u>\$ 9,738,322</u>	<u>\$ 9,738,499</u>

- b. The Company did not have maturity dates of the collateral to be returned that did not match the invested assets at September 30, 2025 and December 31, 2024.

- (6) The Company accepts non-cash collateral through its participation in securities lending transactions with its lending agent. Non-cash collateral generally consists of U.S. government securities which are not recorded in the statements of assets, liabilities, capital and surplus as the Company does not have the right to sell, pledge or otherwise reinvest these securities unless the counterparty defaults. The aggregate fair value of non-cash collateral accepted was \$15,447,660 and \$5,516,901, at September 30, 2025 and December 31, 2024, respectively.

- (7) The Company had no cash or non-cash collateral for securities lending transactions that extended beyond one year at September 30, 2025 and December 31, 2024, respectively.

F. Repurchase Agreements Transactions Accounted for as Secured Borrowing

Not Applicable.

G. Reverse Repurchase Agreements Transactions Accounted for as Secured Borrowing

Not Applicable.

H. Repurchase Agreements Transactions Accounted for as a Sale

Not Applicable.

I. Reverse Repurchase Agreements Transactions Accounted for as a Sale

Not Applicable.

J. Real Estate

Not Applicable.

K. Low-Income Housing Tax Credits (LIHTC)

Not Applicable.

NOTES TO THE FINANCIAL STATEMENTS

L. Restricted Assets

(1) Restricted Assets (Including Pledged)

Restricted Asset Category	1	2	3	4	5	6	7
	Total Gross (Admitted & Nonadmitted) Restricted from Current Year	Total Gross (Admitted & Nonadmitted) Restricted from Prior Year	Increase/ (Decrease) (1 minus 2)	Total Current Year Nonadmitted Restricted	Total Current Year Admitted Restricted (1 minus 4)	Percentage Gross (Admitted & Nonadmitted) Restricted to Total Assets (a)	Percentage Admitted Restricted to Total Admitted Assets (b)
a. Subject to contractual obligation for which liability is not shown	\$ -	\$ -	\$ -	\$ -	\$ -	-%	-%
b. Collateral held under security lending agreements	20,199,076	9,738,499	10,460,577	-	20,199,076	2.93%	2.98%
c. Subject to repurchase agreements	-	-	-	-	-	-	-
d. Subject to reverse repurchase agreements	-	-	-	-	-	-	-
e. Subject to dollar repurchase agreements	-	-	-	-	-	-	-
f. Subject to dollar reverse repurchase agreements	-	-	-	-	-	-	-
g. Placed under option contracts	-	-	-	-	-	-	-
h. Letter stock or securities restricted to sale – excluding FHLB capital stock	-	-	-	-	-	-	-
i. FHLB capital stock	-	-	-	-	-	-	-
j. On deposit with states	16,483,120	16,244,620	238,500	-	16,483,120	2.39%	2.43%
k. On deposit with other regulatory bodies	-	-	-	-	-	-	-
l. Pledged collateral to FHLB (including assets backing funding agreements)	-	-	-	-	-	-	-
m. Pledged as collateral not captured in other categories	-	-	-	-	-	-	-
n. Other restricted assets	-	-	-	-	-	-	-
o. Total Restricted Assets	\$ 36,682,196	\$ 25,983,119	\$ 10,699,077	-	\$ 36,682,196	5.33%	5.41%

(2) Detail of Assets Pledged as Collateral Not Captured in Other Categories (Contracts that Share Similar Characteristics, Such as Reinsurance and Derivatives, Are Reported in the Aggregate)

Not Applicable.

(3) Detail of Other Restricted Assets Categories (Contracts that Share Similar Characteristics, Such as Reinsurance and Derivatives, Are Reported in the Aggregate)

Not Applicable.

(4) Collateral Received and Reflected as Assets Within the Reporting Entity's Financial Statements

Not Applicable.

M. Working Capital Finance Investments

Not Applicable.

N. Offsetting and Netting of Assets and Liabilities

Not Applicable.

O. 5GI* Securities

Not Applicable.

P. Short Sales

Not Applicable.

Q. Prepayment Penalty and Acceleration Fees

Not Applicable.

NOTES TO THE FINANCIAL STATEMENTS

R. Share of Cash Pool by Asset Type

Not Applicable.

S. Aggregate Collateral Loans by Qualifying Investment Collateral

Not Applicable.

6. Joint Ventures, Partnerships and Limited Liability Companies

A. The Company has no investments in Joint Ventures, Partnerships or Limited Liability Companies that exceed 10.0 percent of its admitted assets.

B. The Company did not recognize any impairment write down for its investments in Joint Ventures, Partnerships and Limited Liability Companies during the statement periods.

7. Investment Income

A. Due and accrued income was excluded from surplus on the following basis:

All investment income due and accrued with amounts that are over 90 days past due with the exception of mortgage loans in default.

B. The total amount excluded was \$0.

C. The gross, nonadmitted and admitted amounts for interest income due and accrued.

Interest Income Due and Accrued		Amount
1. Gross	\$	2,751,940
2. Nonadmitted	\$	-
3. Admitted	\$	2,751,940

D. The aggregate deferred interest.

Aggregate Deferred Interest	Amount
\$	-

E. The cumulative amounts of paid-in-kind (PIK) interest included in the current principal balance.

Cumulative amounts of PIK interest included in the current principal balance	Amount
\$	-

8. Derivative Instruments

Not Applicable.

9. Income Taxes

The Inflation Reduction Act (Act) was enacted on August 16, 2022 and included a new corporate alternative minimum tax (CAMT). The Act and the CAMT went into effect for tax years beginning after 2022. The Company is an applicable corporation for 2025 as the average adjusted financial statement income for Humana Inc. and Subsidiaries for the applicable three-tax-year period exceeds the \$1 billion income-based threshold. However, the Company does not expect to incur a CAMT liability in 2025 as its regular tax liability is expected to exceed the tentative minimum tax. Further, no other taxable entities or taxable groups within the Company's structure are expected to exceed the average adjusted financial statement income threshold. The Company has not made an accounting policy election to disregard CAMT when evaluating the need for a valuation allowance for its non-CAMT DTAs.

No material change since year-end December 31, 2024.

10. Information Concerning Parent, Subsidiaries and Affiliates

A.-B. The Company has several management contracts with Humana Inc. and other related parties whereby the Company is provided with medical and executive management, information systems, claims processing, billing and enrollment, and telemarketing and other services as required by the Company. Management fees charged to operations for the years ended December 31, 2024 and 2023 were \$223,627,834 and \$227,524,698, respectively. As a part of this agreement, Humana Inc. makes cash disbursements on behalf of the Company which includes, but is not limited to, medical related items, general and administrative expenses, commissions and payroll. The Company continues to be primarily liable for any outstanding payments made on behalf of the Company, should Humana Inc. not be able to fulfill its obligations.

The Company has various related party agreements with no material change since year-end December 31, 2024.

Total dividends of \$60,000,000 were paid to Humana Inc. on May 30, 2025. The Tennessee Department of Insurance was notified prior to the payment of these dividends.

NOTES TO THE FINANCIAL STATEMENTS

C. (1) Detail of Material Related Party Transactions

Not Applicable.

(2) Detail of Material Related Party Transactions Involving Services

Not Applicable.

(3) Detail of Material Related Party Transactions Exchange of Assets and Liabilities

Not Applicable.

(4) Detail of Amounts Owed To/From a Related Party

Not Applicable.

D. At September 30, 2025, the Company reported \$4,190,948 due to Humana Inc. Amounts due to or from parent are generally settled within 90 days.

E. Not Applicable.

F. Not Applicable.

G. All outstanding shares of the Company are owned by the Parent Company.

H. Not Applicable.

I. Not Applicable.

J. Not Applicable.

K. Not Applicable.

L. Not Applicable.

M. All SCA Investments

Not Applicable.

N. Investment in Insurance SCA

Not Applicable.

O. SCA Loss Tracking

Not Applicable.

11. Debt

A. Debt Including Capital Notes

The Company has no debentures outstanding.

The Company has no capital notes outstanding.

The Company does not have any reverse repurchase agreements.

B. Federal Home Loan Bank (FHLB) Agreements

The Company does not have any FHLB agreements.

12. Retirement Plans, Deferred Compensation, Postemployment Benefits and Compensated Absences and Other Postretirement Benefit Plans

A.-D. Defined Benefit Plans

Not Applicable.

E. Defined Contribution Plans

Not Applicable.

F. Multiemployer Plans

Not Applicable.

NOTES TO THE FINANCIAL STATEMENTS

G. Consolidated/Holding Company Plans

No material change since year-end December 31, 2024.

H. Postemployment Benefits and Compensated Absences

Not Applicable.

I. Impact of Medicare Modernization Act on Postretirement Benefits (INT 04-17)

Not Applicable.

13. Capital and Surplus, Shareholders' Dividend Restrictions and Quasi-Reorganizations

A. The Company has \$10.00 par value common stock with 100,000 shares authorized and 100,000 shares issued and 100,000 outstanding. All shares are common stock shares.

B. The Company has no preferred stock outstanding.

C.-E. Dividends and returns of capital to shareholders are noncumulative and are paid as determined by the Board of Directors. In accordance with the Department statutes, the maximum amount which can be paid by the Company to shareholders without prior approval by the Department is the greater of 10% of total surplus or net gain from operations from the prior year. All ordinary dividends are limited to available and accumulated surplus funds. Any dividends paid in the twelve months preceding a proposed dividend are considered in determining whether a dividend is extraordinary. Based on these restrictions, the Company can pay a maximum dividend or return of capital to shareholders of approximately \$73,570,000 in 2025 without prior regulatory approval.

Within the limitations above, there are no restrictions placed on the portion of Company profits that may be paid as ordinary dividends to stockholders.

Dividends or returns of capital paid by the Company are listed below.

Dividend	Dividend or Return of Capital Amount		Date Paid
	Ordinary	Extraordinary	
	\$ 60,000,000	\$ -	May 30, 2025
Total paid in 2025	\$ 60,000,000	\$ -	

F. There were no restrictions placed on the Company's surplus, including for whom the surplus is being held.

G. Not Applicable.

H. Not Applicable.

I. Not Applicable.

J. The portion of unassigned funds (surplus) represented or reduced by cumulative unrealized gains and losses is \$138,950.

K. Not Applicable.

L. Not Applicable.

M. Not Applicable.

14. Liabilities, Contingencies and Assessments

A. Contingent Commitments

Not Applicable.

B. Assessments

Not Applicable.

C. Gain Contingencies

Not Applicable.

D. Claims related extra contractual obligation and bad faith losses stemming from lawsuits

Not Applicable.

E. Joint and Several Liabilities

Not Applicable.

NOTES TO THE FINANCIAL STATEMENTS

F. All Other Contingencies

During the ordinary course of business, the Company is subject to pending and threatened legal actions. Management of the Company does not believe that any of these actions will have a material adverse effect on the Company's surplus, results of operations or cash flows. However, the likelihood or outcome of current or future legal proceedings cannot be accurately predicted, and they could adversely affect the Company's surplus, results of operations and cash flows.

On May 1, 2025, the Department of Justice (DOJ) filed a complaint in partial intervention related to a qui tam lawsuit filed by an individual formerly employed by eHealth, Inc., in the United States District Court for the District of Massachusetts. The intervened lawsuit is captioned *United States of America ex. rel. Andrew Shea v. eHealth, Inc., et al., Case No. 1:21-cv-11777-DJC*. The complaint alleges certain civil violations in connection with non-commission payments Humana made to three call center broker partners. The complaint also includes allegations relating to Humana's marketing of Medicare Advantage plans to Medicare-eligible beneficiaries under the age of 65. The action seeks damages and penalties on behalf of the United States under the federal False Claims Act. The court ordered the qui tam action unsealed following the filing of DOJ's complaint in partial intervention on May 1, 2025. Humana takes seriously its obligations to comply with applicable regulatory requirements and laws, and will vigorously defend against these allegations. This matter could lead to additional federal securities law and stockholder derivative allegations.

The Company is not aware of any other material contingent liabilities as of September 30, 2025.

15. Leases

Not Applicable.

16. Information about Financial Instruments With Off-Balance Sheet Risk and Financial Instruments With Concentrations of Credit Risk

The Company has no investment in Financial Instruments with Off-Balance Sheet Risk or Concentrations of Credit Risk.

17. Sale, Transfer and Servicing of Financial Assets and Extinguishments of Liabilities

A. Transfers of Receivables Reported as Sales

Not Applicable.

B. Transfer and Servicing of Financial Assets

Refer to Note 5E – *Dollar Repurchase Agreements and/or Securities Lending Transactions*.

C. Wash Sales

Not Applicable.

18. Gain or Loss to the Reporting Entity from Uninsured Plans and the Uninsured Portion of Partially Insured Plans

A. ASO Plans

Not Applicable.

B. ASC Plans

Not Applicable.

C. Medicare or Other Similarly Structured Cost Based Reimbursement Contract

(1) The Company records no revenue explicitly attributable to the cost share and reinsurance components of its Medicare or other similarly structured cost based reimbursement contracts.

(2) As of September 30, 2025, the Company has recorded a receivable from CMS of \$2,276,027 related to the cost share and reinsurance components of administered Medicare products. The Company does not have any receivables greater than 10% of the Company's accounts receivable from uninsured accident and health plans or \$10,000.

(3) As no revenue is recorded in connection with the cost share and reinsurance components of the Company's Medicare or other similarly structured cost based reimbursement contracts, the Company has recorded no allowances and reserves for adjustment of recorded revenues and receivables.

(4) The Company has made no adjustment to revenue resulting from audit of receivables related to revenues recorded in the prior period.

19. Direct Premium Written/Produced by Managing General Agents/Third Party Administrators

Not Applicable.

NOTES TO THE FINANCIAL STATEMENTS

20. Fair Value Measurements

A. (1) The fair value of financial assets at September 30, 2025 were as follows:

	Level 1	Level 2	Level 3	Net Asset Value (NAV)	Total
a. Assets at fair value					
Bonds					
U.S. governments	\$ -	\$ -	\$ -	\$ -	\$ -
Tax-exempt municipal	-	273,640	-	-	273,640
Residential mortgage and other-backed	-	-	-	-	-
Corporate debt securities	-	5,689,428	-	-	5,689,428
Total bonds	-	5,963,068	-	-	5,963,068
Total assets at fair value/NAV	\$ -	\$ 5,963,068	\$ -	\$ -	\$ 5,963,068
b. Liabilities at fair value	\$ -	\$ -	\$ -	\$ -	\$ -
Total liabilities at fair value	\$ -	\$ -	\$ -	\$ -	\$ -

The Company reports transfers between Level 1 and Level 2 of the fair value hierarchy levels at the end of the reporting period. There were no transfers between Level 1 and Level 2 of the fair value hierarchy between December 31, 2024 and September 30, 2025.

(2) Fair Value Measurements in (Level 3) of the Fair Value Hierarchy

Not Applicable.

(3) The Company reports transfers into or out of Level 3 of the fair value hierarchy levels at the end of the reporting period. There were no transfers into or out of Level 3 of the fair value hierarchy levels between December 31, 2024 and September 30, 2025.

(4) Fair value of actively traded debt securities are based on quoted market prices. Fair value of other debt securities are based on quoted market prices of identical or similar securities or based on observable inputs like interest rates generally using a market valuation approach, or, less frequently, an income valuation approach and are generally classified as Level 2. The Company generally obtains one quoted price for each security from a third party pricing service. These prices are generally derived from recently reported trades for identical or similar securities, including adjustments through the reporting date based upon observable market information. When quoted prices are not available, the third party pricing service may use quoted market prices of comparable securities or discounted cash flow analyses, incorporating inputs that are currently observable in the markets for similar securities. Inputs that are often used in the valuation methodologies include benchmark yields, reported trades, credit spreads, broker quotes, default rates and prepayment speeds. The Company is responsible for the determination of fair value and as such, the Company performs analysis on the prices received from the third party pricing service to determine whether the prices are reasonable estimates of fair value. The Company's analysis includes a review of monthly price fluctuations as well as a quarterly comparison of the prices received from the pricing service to prices reported by the Company's third party investment advisor. Based on the Company's internal price verification procedures and review of fair value methodology documentation provided by the third party pricing service, there were no material adjustments to the prices obtained from the third party pricing service during the quarter ended September 30, 2025.

(5) Derivative Fair Values

Not Applicable.

B. Other Fair Value Disclosures

Securities lending collateral assets: Fair values of securities lending collateral are based on quoted market prices, where available. These fair values are obtained primarily from a third party pricing service, which generally uses Level 1 or Level 2 inputs for the determination of fair value to facilitate fair value measurements and disclosures.

C. Fair Values for All Financial Instruments by Levels 1, 2 and 3

Type of Financial Instrument	Aggregate Fair Value	Admitted Assets	Level 1	Level 2	Level 3	Net Asset Value (NAV)	Not Practicable (Carrying Value)
Bonds and cash equivalents	\$ 473,204,290	\$ 495,665,639	\$ 60,336,854	\$ 412,867,436	\$ -	\$ -	\$ -
Securities lending collateral assets	20,199,076	20,199,076	20,199,076	-	-	-	-
Total	\$ 493,403,366	\$ 515,864,715	\$ 80,535,930	\$ 412,867,436	\$ -	\$ -	\$ -

D. Financial Instruments for which Not Practicable to Estimate Fair Values

Not Applicable.

NOTES TO THE FINANCIAL STATEMENTS

21. Other Items

A. Extraordinary Items

Not Applicable.

B. Troubled Debt Restructuring: Debtors

Not Applicable.

C. Other Disclosures and Unusual Items

Not Applicable.

D. Business Interruption Insurance Recoveries

Not Applicable.

E. State Transferable and Non-transferable Tax Credits

Not Applicable.

F. Subprime Mortgage Related Risk Exposure

(1) The Company consults with its external investment managers to assess its subprime mortgage related risk exposure. Certain characteristics are utilized to determine if a mortgage-backed security has subprime exposure. The main characteristics reviewed when determining this are the collateral and structure of the security, the loan purpose, loan documentation, occupancy, geographical location, loan size and type. Subprime mortgage borrowers typically have lower credit scores, lower loan balances and higher loan-to-values than other conforming loans. Management's practices include reviewing quantitative and qualitative credit models that analyze loan-level collateral composition, historical underwriter performance trends, the impact of macroeconomic factors, and issuer risks; as well as reviewing the estimation of security cash flows and monthly model calibrations.

(2) Direct exposure through investments in sub-prime mortgage loans.

The Company has no direct exposure through investment to sub-prime mortgage loans.

(3) Direct exposure through other investments:

- a. Residential mortgage backed securities – No substantial exposure noted.
- b. Commercial mortgage backed securities – No substantial exposure noted.
- c. Collateralized debt obligations – No substantial exposure noted.
- d. Structured securities – No substantial exposure noted.
- e. Equity investment in SCAs – No substantial exposure noted.
- f. Other assets – No substantial exposure noted.
- g. Total – No substantial exposure noted.

(4) Underwriting exposure to sub-prime mortgage risk through Mortgage Guaranty coverage, Financial Guaranty coverage, Directors and Officers liability coverage, or Errors and Omissions liability coverage.

The Company does not have sub-prime mortgage risk.

Classification of mortgage related securities is primarily based on information from outside data services, including rating agency actions. When considering our exposure, the Company evaluated the percentage of full documentation loans, percent of owner occupied properties, FICO scores, average margin for ARM loans, percent of loans with prepayment penalties, the existence of non-traditional underwriting standards, among other factors.

G. Retained Assets

Not Applicable.

H. Insurance Linked Securities

Not Applicable.

22. Events Subsequent

The Company is not aware of any events or transactions occurring subsequent to the close of the books for this statement which may have a material effect on its financial condition. Subsequent events have been considered through November 7, 2025 for the Statutory Statement issued on November 7, 2025.

NOTES TO THE FINANCIAL STATEMENTS

23. Reinsurance

A. Ceded Reinsurance Report

Section 1 – General Interrogatories

- (1) Are any of the reinsurers, listed in Schedule S as non-affiliated, owned in excess of 10.0 percent or controlled, either directly or indirectly, by the company or by any representative, officer, trustee, or director of the company?

Yes () No (X)

- (2) Have any policies issued by the company been reinsured with a company chartered in a country other than the United States (excluding U.S. Branches of such companies) that is owned in excess of 10.0 percent or controlled directly or indirectly by an insured, a beneficiary, a creditor or an insured or any other person not primarily engaged in the insurance business?

Yes () No (X)

Section 2 – Ceded Reinsurance Report – Part A

- (1) Does the company have any reinsurance agreements in effect under which the reinsurer may unilaterally cancel any reinsurance for reasons other than for nonpayment of premium or other similar credits?

Yes () No (X)

- (2) Does the reporting entity have any reinsurance agreements in effect such that the amount of losses paid or accrued through the statement date may result in a payment to the reinsurer of amounts that, in aggregate and allowing for offset of mutual credits from other reinsurance agreements with the same reinsurer, exceed the total direct premium collected under the reinsured policies?

Yes () No (X)

Section 3 – Ceded Reinsurance Report – Part B

- (1) What is the estimated amount of the aggregate reduction in surplus, (for agreements other than those under which the reinsurer may unilaterally cancel for reasons other than for nonpayment of premium or other similar credits that are reflected in Section 2 above) of termination of ALL reinsurance agreements, by either party, as of the date of this statement? Where necessary, the company may consider the current or anticipated experience of the business reinsured in making this estimate. \$0

- (2) Have any new agreements been executed or existing agreements amended, since January 1 of the year of this statement, to include policies or contracts that were in force or which had existing reserves established by the company as of the effective date of the agreement?

Yes () No (X)

B. Uncollectible Reinsurance

Not Applicable.

C. Commutation of Ceded Reinsurance

Not Applicable.

D. Certified Reinsurer Rating Downgraded or Status Subject to Revocation

Not Applicable.

24. Retrospectively Rated Contracts and Contracts Subject to Redetermination

- A. The Company estimates accrued retrospective premium adjustments for its Medicare business through a mathematical approach using an algorithm based upon settlement procedures defined by contracts with CMS.

- B. The Company records accrued retrospective premium as an adjustment to earned premiums.

- C. The amount of net premiums written by the Company at September 30, 2025 that are subject to retrospective rating features was \$1,995,010,217, or 100.00% of the total net premiums written. No other net premiums written by the Company are subject to retrospective rating features.

- D. Medical loss ratio rebates required pursuant to the Public Health Service Act

Not Applicable.

- E. Risk Sharing Provisions of the Affordable Care Act

Not Applicable.

NOTES TO THE FINANCIAL STATEMENTS

25. Change in Incurred Claims and Claim Adjustment Expenses

Benefits and loss adjustment expenses payable, as of December 31, 2024, were \$214,290,395. As of September 30, 2025, \$187,737,132 has been paid for incurred claims and claim adjustment expenses attributable to insured events of prior years. Reserves remaining for prior years are now \$26,854,351 as a result of re-estimation of unpaid claims and claim adjustment expenses. Therefore, there has been a \$301,088 unfavorable prior-year development since December 31, 2024. The increase is generally the result of ongoing analysis of recent loss development trends. Original estimates are increased or decreased as additional information becomes known regarding individual claims. Included in this increase, the Company experienced \$301,088 of unfavorable prior year claim development on retrospectively rated policies. However, the business to which it relates is subject to premium adjustments.

26. Intercompany Pooling Arrangements

Not Applicable.

27. Structured Settlements

The Company has no structured settlements.

28. Health Care Receivables

A. Pharmaceutical Rebate Receivables

Quarter	Estimate Pharmacy Rebates as Reported on Financial Statements	Pharmacy Rebates as Billed or Otherwise Confirmed	Actual Rebates Received Within 90 Days of Billing	Actual Rebates Received Within 91 to 180 Days of Billing	Actual Rebates Received More than 181 Days after Billing
12/31/2025	\$ -	\$ -	\$ -	\$ -	\$ -
9/30/2025	48,015,739	48,015,739	-	-	-
6/30/2025	35,705,644	36,277,268	35,390,264	-	-
3/31/2025	52,467,789	54,229,963	49,101,111	4,654,307	-
12/31/2024	51,522,963	51,104,793	48,107,608	(33,826)	2,386,690
9/30/2024	52,549,920	52,228,198	52,132,648	138,746	(150,246)
6/30/2024	50,180,493	49,944,803	49,913,313	46,634	0
3/31/2024	59,004,495	58,485,096	58,466,882	18,842	24,012
12/31/2023	53,573,101	52,821,409	50,852,675	1,968,434	0
9/30/2023	54,762,402	53,993,394	50,607,683	1,406,354	1,979,581
6/30/2023	56,538,175	55,525,813	55,586,145	31,074	12,884
3/31/2023	58,394,899	58,043,556	57,716,681	314,295	12,594

B. Risk Sharing Receivables

Risk sharing receivables represent capitation receivables and provider advance receivables over 90 days and are fully non-admitted.

29. Participating Policies

The Company has no participating policies.

30. Premium Deficiency Reserves

Not Applicable.

31. Anticipated Salvage and Subrogation

Not Applicable.

GENERAL INTERROGATORIES

PART 1 - COMMON INTERROGATORIES

GENERAL

- 1.1 Did the reporting entity experience any material transactions requiring the filing of Disclosure of Material Transactions with the State of Domicile, as required by the Model Act? Yes [] No [X]
- 1.2 If yes, has the report been filed with the domiciliary state? Yes [] No []
- 2.1 Has any change been made during the year of this statement in the charter, by-laws, articles of incorporation, or deed of settlement of the reporting entity? Yes [X] No []
- 2.2 If yes, date of change: 08/07/2025
- 3.1 Is the reporting entity a member of an Insurance Holding Company System consisting of two or more affiliated persons, one or more of which is an insurer? Yes [X] No []
If yes, complete Schedule Y, Parts 1 and 1A.
- 3.2 Have there been any substantial changes in the organizational chart since the prior quarter end? Yes [] No [X]
- 3.3 If the response to 3.2 is yes, provide a brief description of those changes.
NA
- 3.4 Is the reporting entity publicly traded or a member of a publicly traded group? Yes [X] No []
- 3.5 If the response to 3.4 is yes, provide the CIK (Central Index Key) code issued by the SEC for the entity/group. 0000049071
- 4.1 Has the reporting entity been a party to a merger or consolidation during the period covered by this statement? Yes [] No [X]
- 4.2 If yes, provide the name of the entity, NAIC Company Code, and state of domicile (use two letter state abbreviation) for any entity that has ceased to exist as a result of the merger or consolidation.

1 Name of Entity	2 NAIC Company Code	3 State of Domicile
Not Applicable.		

5. If the reporting entity is subject to a management agreement, including third-party administrator(s), managing general agent(s), attorney-in-fact, or similar agreement, have there been any significant changes regarding the terms of the agreement or principals involved? Yes [] No [X] N/A []
If yes, attach an explanation.
.....
- 6.1 State as of what date the latest financial examination of the reporting entity was made or is being made. 12/31/2020
- 6.2 State the as of date that the latest financial examination report became available from either the state of domicile or the reporting entity. This date should be the date of the examined balance sheet and not the date the report was completed or released. 12/31/2020
- 6.3 State as of what date the latest financial examination report became available to other states or the public from either the state of domicile or the reporting entity. This is the release date or completion date of the examination report and not the date of the examination (balance sheet date). 06/27/2022
- 6.4 By what department or departments?
Tennessee Department of Commerce and Insurance
- 6.5 Have all financial statement adjustments within the latest financial examination report been accounted for in a subsequent financial statement filed with Departments? Yes [X] No [] N/A []
- 6.6 Have all of the recommendations within the latest financial examination report been complied with? Yes [X] No [] N/A []
- 7.1 Has this reporting entity had any Certificates of Authority, licenses or registrations (including corporate registration, if applicable) suspended or revoked by any governmental entity during the reporting period? Yes [] No [X]
- 7.2 If yes, give full information:
.....
- 8.1 Is the company a subsidiary of a bank holding company regulated by the Federal Reserve Board? Yes [] No [X]
- 8.2 If response to 8.1 is yes, please identify the name of the bank holding company.
.....
- 8.3 Is the company affiliated with one or more banks, thrifts or securities firms? Yes [] No [X]
- 8.4 If response to 8.3 is yes, please provide below the names and location (city and state of the main office) of any affiliates regulated by a federal regulatory services agency [i.e. the Federal Reserve Board (FRB), the Office of the Comptroller of the Currency (OCC), the Federal Deposit Insurance Corporation (FDIC) and the Securities Exchange Commission (SEC)] and identify the affiliate's primary federal regulator.

1 Affiliate Name	2 Location (City, State)	3 FRB	4 OCC	5 FDIC	6 SEC

GENERAL INTERROGATORIES

- 9.1 Are the senior officers (principal executive officer, principal financial officer, principal accounting officer or controller, or persons performing similar functions) of the reporting entity subject to a code of ethics, which includes the following standards? Yes [] No []
- (a) Honest and ethical conduct, including the ethical handling of actual or apparent conflicts of interest between personal and professional relationships;
- (b) Full, fair, accurate, timely and understandable disclosure in the periodic reports required to be filed by the reporting entity;
- (c) Compliance with applicable governmental laws, rules and regulations;
- (d) The prompt internal reporting of violations to an appropriate person or persons identified in the code; and
- (e) Accountability for adherence to the code.
- 9.11 If the response to 9.1 is No, please explain:
- 9.2 Has the code of ethics for senior managers been amended? Yes [] No []
- 9.21 If the response to 9.2 is Yes, provide information related to amendment(s).
Ethics Every Day was amended in June 2025 to update content based on operational changes, clarify content where necessary and perform general document maintenance.
- 9.3 Have any provisions of the code of ethics been waived for any of the specified officers? Yes [] No []
- 9.31 If the response to 9.3 is Yes, provide the nature of any waiver(s).
.....

FINANCIAL

- 10.1 Does the reporting entity report any amounts due from parent, subsidiaries or affiliates on Page 2 of this statement? Yes [] No []
- 10.2 If yes, indicate any amounts receivable from parent included in the Page 2 amount: \$ 0

INVESTMENT

- 11.1 Were any of the stocks, bonds, or other assets of the reporting entity loaned, placed under option agreement, or otherwise made available for use by another person? (Exclude securities under securities lending agreements.) Yes [] No []
- 11.2 If yes, give full and complete information relating thereto:
12. Amount of real estate and mortgages held in other invested assets in Schedule BA: \$ 0
13. Amount of real estate and mortgages held in short-term investments: \$ 0
- 14.1 Does the reporting entity have any investments in parent, subsidiaries and affiliates? Yes [] No []
- 14.2 If yes, please complete the following:
- | | 1
Prior Year-End
Book/Adjusted
Carrying Value | 2
Current Quarter
Book/Adjusted
Carrying Value |
|---|--|---|
| 14.21 Bonds | \$ 0 | \$ 0 |
| 14.22 Preferred Stock | \$ 0 | \$ 0 |
| 14.23 Common Stock | \$ 0 | \$ 0 |
| 14.24 Short-Term Investments | \$ 0 | \$ 0 |
| 14.25 Mortgage Loans on Real Estate | \$ 0 | \$ 0 |
| 14.26 All Other | \$ 0 | \$ 0 |
| 14.27 Total Investment in Parent, Subsidiaries and Affiliates (Subtotal Lines 14.21 to 14.26) | \$ 0 | \$ 0 |
| 14.28 Total Investment in Parent included in Lines 14.21 to 14.26 above | \$ 0 | \$ 0 |
- 15.1 Has the reporting entity entered into any hedging transactions reported on Schedule DB? Yes [] No []
- 15.2 If yes, has a comprehensive description of the hedging program been made available to the domiciliary state? Yes [] No [] N/A []
If no, attach a description with this statement.
16. For the reporting entity's security lending program, state the amount of the following as of the current statement date:
- 16.1 Total fair value of reinvested collateral assets reported on Schedule DL, Parts 1 and 2. \$ 20,199,076
- 16.2 Total book/adjusted carrying value of reinvested collateral assets reported on Schedule DL, Parts 1 and 2 \$ 20,198,473
- 16.3 Total payable for securities lending reported on the liability page. \$ 20,199,076

GENERAL INTERROGATORIES

17. Excluding items in Schedule E - Part 3 - Special Deposits, real estate, mortgage loans and investments held physically in the reporting entity's offices, vaults or safety deposit boxes, were all stocks, bonds and other securities, owned throughout the current year held pursuant to a custodial agreement with a qualified bank or trust company in accordance with Section 1, III - General Examination Considerations, F. Outsourcing of Critical Functions, Custodial or Safekeeping Agreements of the NAIC Financial Condition Examiners Handbook? Yes [X] No []
- 17.1 For all agreements that comply with the requirements of the NAIC Financial Condition Examiners Handbook, complete the following:

1 Name of Custodian(s)	2 Custodian Address
JP Morgan Chase	4 Metro Tech Center, 6th Floor, Mail Code: NY1-C512, Brooklyn, NY 11245, Attn: Zaida Cepeda

- 17.2 For all agreements that do not comply with the requirements of the NAIC Financial Condition Examiners Handbook, provide the name, location and a complete explanation:

1 Name(s)	2 Location(s)	3 Complete Explanation(s)

- 17.3 Have there been any changes, including name changes, in the custodian(s) identified in 17.1 during the current quarter? Yes [] No [X]
- 17.4 If yes, give full information relating thereto:

1 Old Custodian	2 New Custodian	3 Date of Change	4 Reason

- 17.5 Investment management – Identify all investment advisors, investment managers, broker/dealers, including individuals that have the authority to make investment decisions on behalf of the reporting entity. This includes both primary and sub-advisors. For assets that are managed internally by employees of the reporting entity, note as such. ["...that have access to the investment accounts"; "...handle securities"]

1 Name of Firm or Individual	2 Affiliation
BLACKROCK FINANCIAL MANAGEMENT, INC	U.....
Humana Inc.	I.....

- 17.5097 For those firms/individuals listed in the table for Question 17.5, do any firms/individuals unaffiliated with the reporting entity (i.e. designated with a "U") manage more than 10% of the reporting entity's invested assets?..... Yes [X] No []

- 17.5098 For firms/individuals unaffiliated with the reporting entity (i.e. designated with a "U") listed in the table for Question 17.5, does the total assets under management aggregate to more than 50% of the reporting entity's invested assets?..... Yes [X] No []

- 17.6 For those firms or individuals listed in the table for 17.5 with an affiliation code of "A" (affiliated) or "U" (unaffiliated), provide the information for the table below.

1	2	3	4	5
Central Registration Depository Number	Name of Firm or Individual	Legal Entity Identifier (LEI)	Registered With	Investment Management Agreement (IMA) Filed
107105	BLACKROCK FINANCIAL MANAGEMENT, INC	549300LVXY1VJKE13M84	The SEC	DS.....

- 18.1 Have all the filing requirements of the Purposes and Procedures Manual of the NAIC Investment Analysis Office been followed? Yes [X] No []
- 18.2 If no, list exceptions:

19. By self-designating 5GI securities, the reporting entity is certifying the following elements for each self-designated 5GI security:
- a. Documentation necessary to permit a full credit analysis of the security does not exist or an NAIC CRP credit rating for an FE or PL security is not available.
 - b. Issuer or obligor is current on all contracted interest and principal payments.
 - c. The insurer has an actual expectation of ultimate payment of all contracted interest and principal.
- Has the reporting entity self-designated 5GI securities? Yes [] No [X]

20. By self-designating PLGI securities, the reporting entity is certifying the following elements of each self-designated PLGI security:
- a. The security was purchased prior to January 1, 2018.
 - b. The reporting entity is holding capital commensurate with the NAIC Designation reported for the security.
 - c. The NAIC Designation was derived from the credit rating assigned by an NAIC CRP in its legal capacity as a NRSRO which is shown on a current private letter rating held by the insurer and available for examination by state insurance regulators.
 - d. The reporting entity is not permitted to share this credit rating of the PL security with the SVO.
- Has the reporting entity self-designated PLGI securities? Yes [] No [X]

21. By assigning FE to a Schedule BA non-registered private fund, the reporting entity is certifying the following elements of each self-designated FE fund:
- a. The shares were purchased prior to January 1, 2019.
 - b. The reporting entity is holding capital commensurate with the NAIC Designation reported for the security.
 - c. The security had a public credit rating(s) with annual surveillance assigned by an NAIC CRP in its legal capacity as an NRSRO prior to January 1, 2019.
 - d. The fund only or predominantly holds bonds in its portfolio.
 - e. The current reported NAIC Designation was derived from the public credit rating(s) with annual surveillance assigned by an NAIC CRP in its legal capacity as an NRSRO.
 - f. The public credit rating(s) with annual surveillance assigned by an NAIC CRP has not lapsed.
- Has the reporting entity assigned FE to Schedule BA non-registered private funds that complied with the above criteria? Yes [] No [X]

GENERAL INTERROGATORIES

PART 2 - HEALTH

- 1. Operating Percentages:
 - 1.1 A&H loss percent 86.990 %
 - 1.2 A&H cost containment percent 2.790 %
 - 1.3 A&H expense percent excluding cost containment expenses 7.420 %

- 2.1 Do you act as a custodian for health savings accounts? Yes [] No [X]
- 2.2 If yes, please provide the amount of custodial funds held as of the reporting date \$..... 0
- 2.3 Do you act as an administrator for health savings accounts? Yes [] No [X]
- 2.4 If yes, please provide the balance of the funds administered as of the reporting date \$..... 0

- 3. Is the reporting entity licensed or chartered, registered, qualified, eligible or writing business in at least two states? Yes [X] No []
- 3.1 If no, does the reporting entity assume reinsurance business that covers risks residing in at least one state other than the state of domicile of the reporting entity? Yes [] No []

SCHEDULE S - CEDED REINSURANCE

Showing All New Reinsurance Treaties - Current Year to Date

1 NAIC Company Code	2 ID Number	3 Effective Date	4 Name of Reinsurer	5 Domiciliary Jurisdiction	6 Type of Reinsurance Ceded	7 Type of Business Ceded	8 Type of Reinsurer	9 Certified Reinsurer Rating (1 through 6)	10 Effective Date of Certified Reinsurer Rating
NONE									

SCHEDULE T - PREMIUMS AND OTHER CONSIDERATIONS

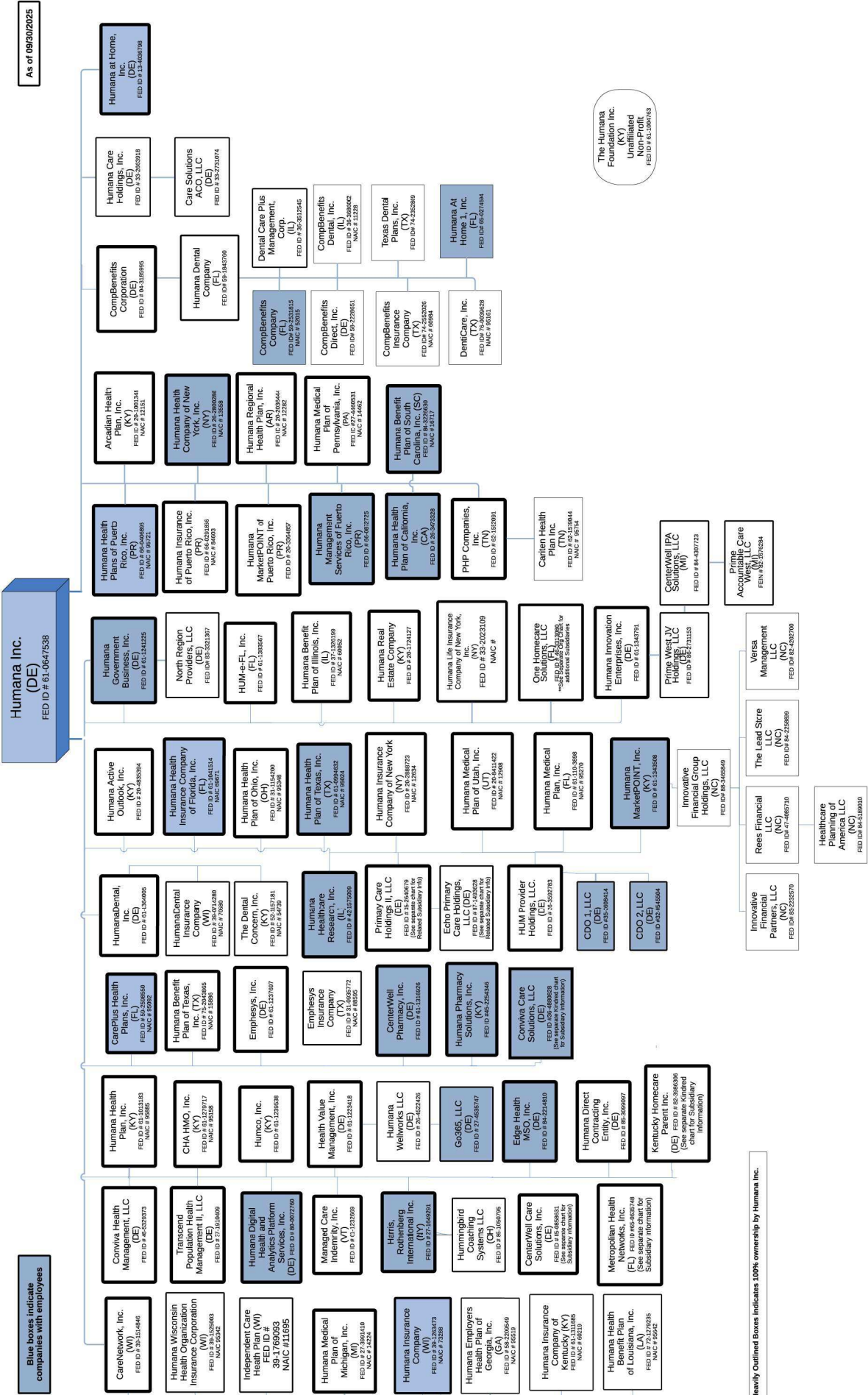
Current Year to Date - Allocated by States and Territories

States, etc.	1 Active Status (a)	Direct Business Only									
		2 Accident and Health Premiums	3 Medicare Title XVIII	4 Medicaid Title XIX	5 CHIP Title XXI	6 Federal Employees Health Benefits Program Premiums	7 Life and Annuity Premiums & Other Considerations	8 Property/Casualty Premiums	9 Total Columns 2 Through 8	10 Deposit-Type Contracts	
1. Alabama	AL	L	.0	.0	.0	.0	.0	.0	.0	.0	.0
2. Alaska	AK	N	.0	.0	.0	.0	.0	.0	.0	.0	.0
3. Arizona	AZ	L	.0	.0	.0	.0	.0	.0	.0	.0	.0
4. Arkansas	AR	N	.0	.0	.0	.0	.0	.0	.0	.0	.0
5. California	CA	N	.0	.0	.0	.0	.0	.0	.0	.0	.0
6. Colorado	CO	L	.0	.0	.0	.0	.0	.0	.0	.0	.0
7. Connecticut	CT	N	.0	.0	.0	.0	.0	.0	.0	.0	.0
8. Delaware	DE	N	.0	.0	.0	.0	.0	.0	.0	.0	.0
9. District of Columbia	DC	N	.0	.0	.0	.0	.0	.0	.0	.0	.0
10. Florida	FL	N	.0	.0	.0	.0	.0	.0	.0	.0	.0
11. Georgia	GA	N	.0	.0	.0	.0	.0	.0	.0	.0	.0
12. Hawaii	HI	N	.0	.0	.0	.0	.0	.0	.0	.0	.0
13. Idaho	ID	N	.0	.0	.0	.0	.0	.0	.0	.0	.0
14. Illinois	IL	L	.0	.0	.0	.0	.0	.0	.0	.0	.0
15. Indiana	IN	N	.0	.0	.0	.0	.0	.0	.0	.0	.0
16. Iowa	IA	N	.0	.0	.0	.0	.0	.0	.0	.0	.0
17. Kansas	KS	L	.0	.0	.0	.0	.0	.0	.0	.0	.0
18. Kentucky	KY	N	.0	.0	.0	.0	.0	.0	.0	.0	.0
19. Louisiana	LA	N	.0	.0	.0	.0	.0	.0	.0	.0	.0
20. Maine	ME	L	.0	.0	.0	.0	.0	.0	.0	.0	.0
21. Maryland	MD	N	.0	.0	.0	.0	.0	.0	.0	.0	.0
22. Massachusetts	MA	N	.0	.0	.0	.0	.0	.0	.0	.0	.0
23. Michigan	MI	N	.0	.0	.0	.0	.0	.0	.0	.0	.0
24. Minnesota	MN	N	.0	.0	.0	.0	.0	.0	.0	.0	.0
25. Mississippi	MS	N	.0	.0	.0	.0	.0	.0	.0	.0	.0
26. Missouri	MO	L	.0	.0	.0	.0	.0	.0	.0	.0	.0
27. Montana	MT	N	.0	.0	.0	.0	.0	.0	.0	.0	.0
28. Nebraska	NE	N	.0	.0	.0	.0	.0	.0	.0	.0	.0
29. Nevada	NV	N	.0	.0	.0	.0	.0	.0	.0	.0	.0
30. New Hampshire	NH	N	.0	.0	.0	.0	.0	.0	.0	.0	.0
31. New Jersey	NJ	N	.0	.0	.0	.0	.0	.0	.0	.0	.0
32. New Mexico	NM	L	.0	.0	.0	.0	.0	.0	.0	.0	.0
33. New York	NY	N	.0	.0	.0	.0	.0	.0	.0	.0	.0
34. North Carolina	NC	N	.0	.0	.0	.0	.0	.0	.0	.0	.0
35. North Dakota	ND	N	.0	.0	.0	.0	.0	.0	.0	.0	.0
36. Ohio	OH	N	.0	.0	.0	.0	.0	.0	.0	.0	.0
37. Oklahoma	OK	N	.0	.0	.0	.0	.0	.0	.0	.0	.0
38. Oregon	OR	N	.0	.0	.0	.0	.0	.0	.0	.0	.0
39. Pennsylvania	PA	N	.0	.0	.0	.0	.0	.0	.0	.0	.0
40. Rhode Island	RI	N	.0	.0	.0	.0	.0	.0	.0	.0	.0
41. South Carolina	SC	N	.0	.0	.0	.0	.0	.0	.0	.0	.0
42. South Dakota	SD	N	.0	.0	.0	.0	.0	.0	.0	.0	.0
43. Tennessee	TN	L	.0	1,995,010,217	.0	.0	.0	.0	1,995,010,217	.0	.0
44. Texas	TX	L	.0	.0	.0	.0	.0	.0	.0	.0	.0
45. Utah	UT	N	.0	.0	.0	.0	.0	.0	.0	.0	.0
46. Vermont	VT	N	.0	.0	.0	.0	.0	.0	.0	.0	.0
47. Virginia	VA	N	.0	.0	.0	.0	.0	.0	.0	.0	.0
48. Washington	WA	N	.0	.0	.0	.0	.0	.0	.0	.0	.0
49. West Virginia	WV	N	.0	.0	.0	.0	.0	.0	.0	.0	.0
50. Wisconsin	WI	N	.0	.0	.0	.0	.0	.0	.0	.0	.0
51. Wyoming	WY	N	.0	.0	.0	.0	.0	.0	.0	.0	.0
52. American Samoa	AS	N	.0	.0	.0	.0	.0	.0	.0	.0	.0
53. Guam	GU	N	.0	.0	.0	.0	.0	.0	.0	.0	.0
54. Puerto Rico	PR	N	.0	.0	.0	.0	.0	.0	.0	.0	.0
55. U.S. Virgin Islands	VI	N	.0	.0	.0	.0	.0	.0	.0	.0	.0
56. Northern Mariana Islands	MP	N	.0	.0	.0	.0	.0	.0	.0	.0	.0
57. Canada	CAN	N	.0	.0	.0	.0	.0	.0	.0	.0	.0
58. Aggregate Other Aliens	OT	XXX	.0	.0	.0	.0	.0	.0	.0	.0	.0
59. Subtotal	XXX	.0	1,995,010,217	.0	.0	.0	.0	.0	1,995,010,217	.0	.0
60. Reporting Entity Contributions for Employee Benefit Plans	XXX	.0	.0	.0	.0	.0	.0	.0	.0	.0	.0
61. Totals (Direct Business)	XXX	0	1,995,010,217	0	0	0	0	0	1,995,010,217	0	0
DETAILS OF WRITE-INS											
58001.	XXX										
58002.	XXX										
58003.	XXX										
58998. Summary of remaining write-ins for Line 58 from overflow page	XXX	.0	.0	.0	.0	.0	.0	.0	.0	.0	.0
58999. Totals (Lines 58001 through 58003 plus 58998)(Line 58 above)	XXX	0	0	0	0	0	0	0	0	0	0

(a) Active Status Counts:

- 1. L - Licensed or Chartered - Licensed insurance carrier or domiciled RRG..... 10
- 2. R - Registered - Non-domiciled RRGs..... 0
- 3. E - Eligible - Reporting entities eligible or approved to write surplus lines in the state. 0
- 4. Q - Qualified - Qualified or accredited reinsurer..... 0
- 5. N - None of the above - Not allowed to write business in the state..... 47

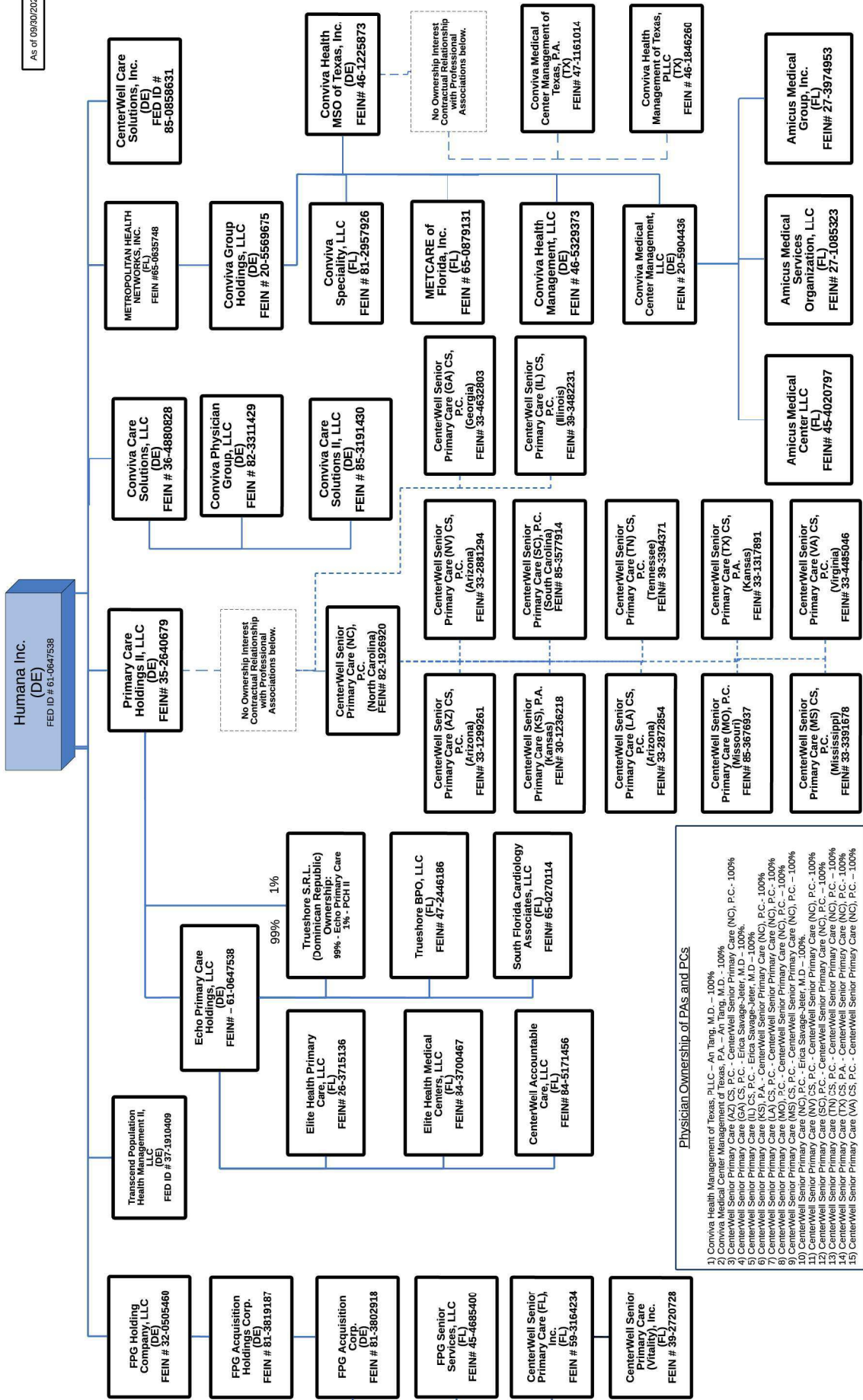
STATEMENT AS OF SEPTEMBER 30, 2025 OF THE Cariten Health Plan Inc.

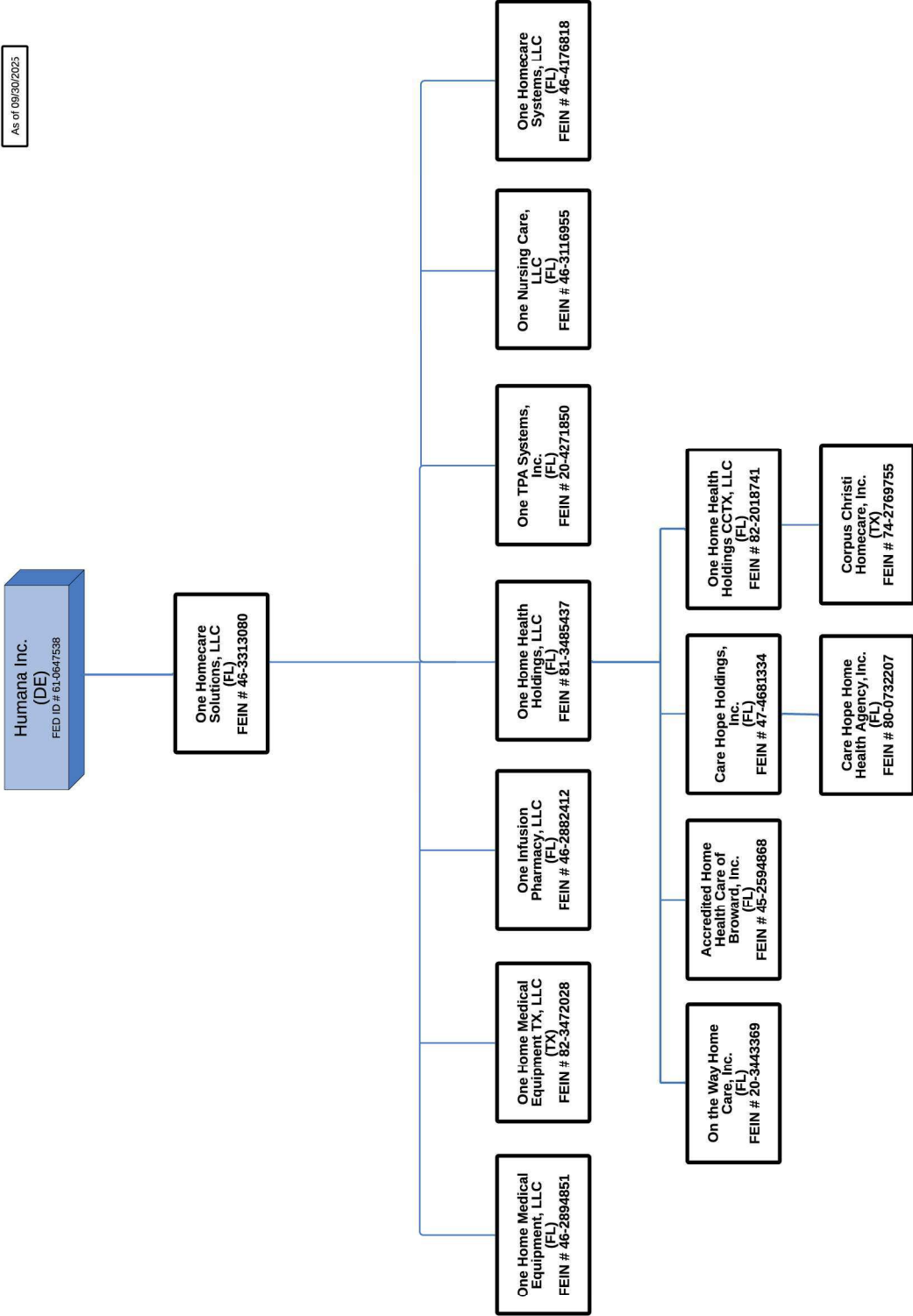


Note: Heavily Outlined Boxes Indicates 100% ownership by Humana Inc.

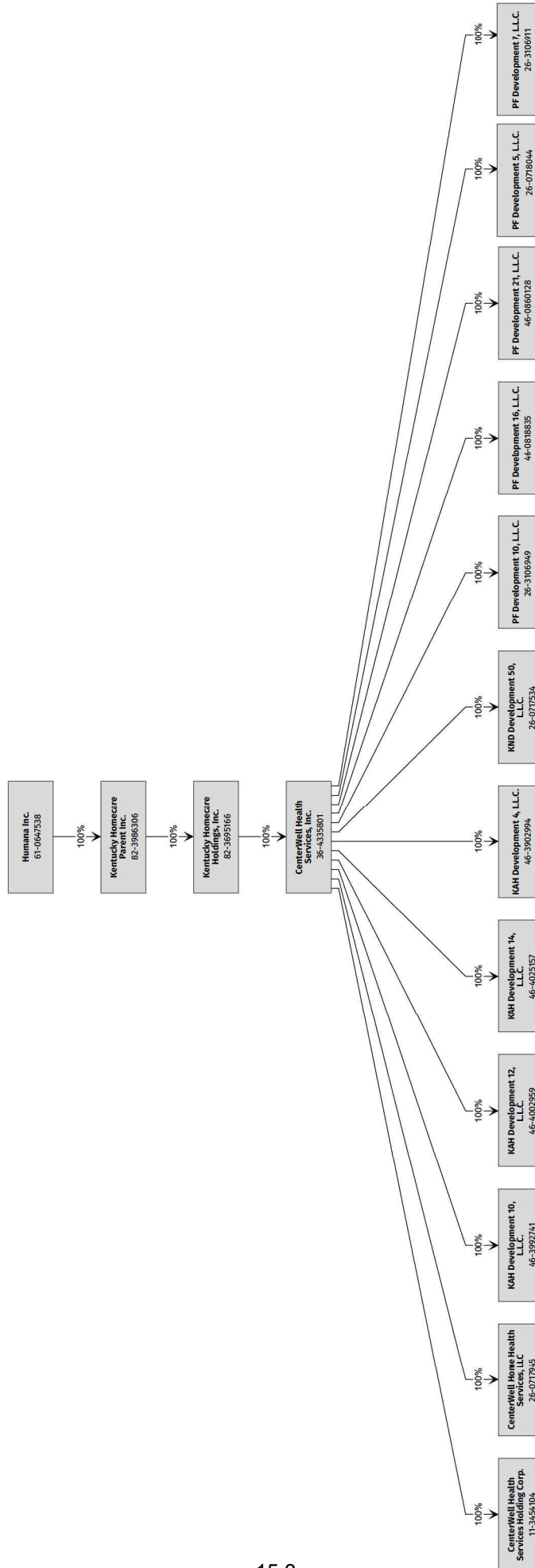
STATEMENT AS OF SEPTEMBER 30, 2025 OF THE Cariten Health Plan Inc.

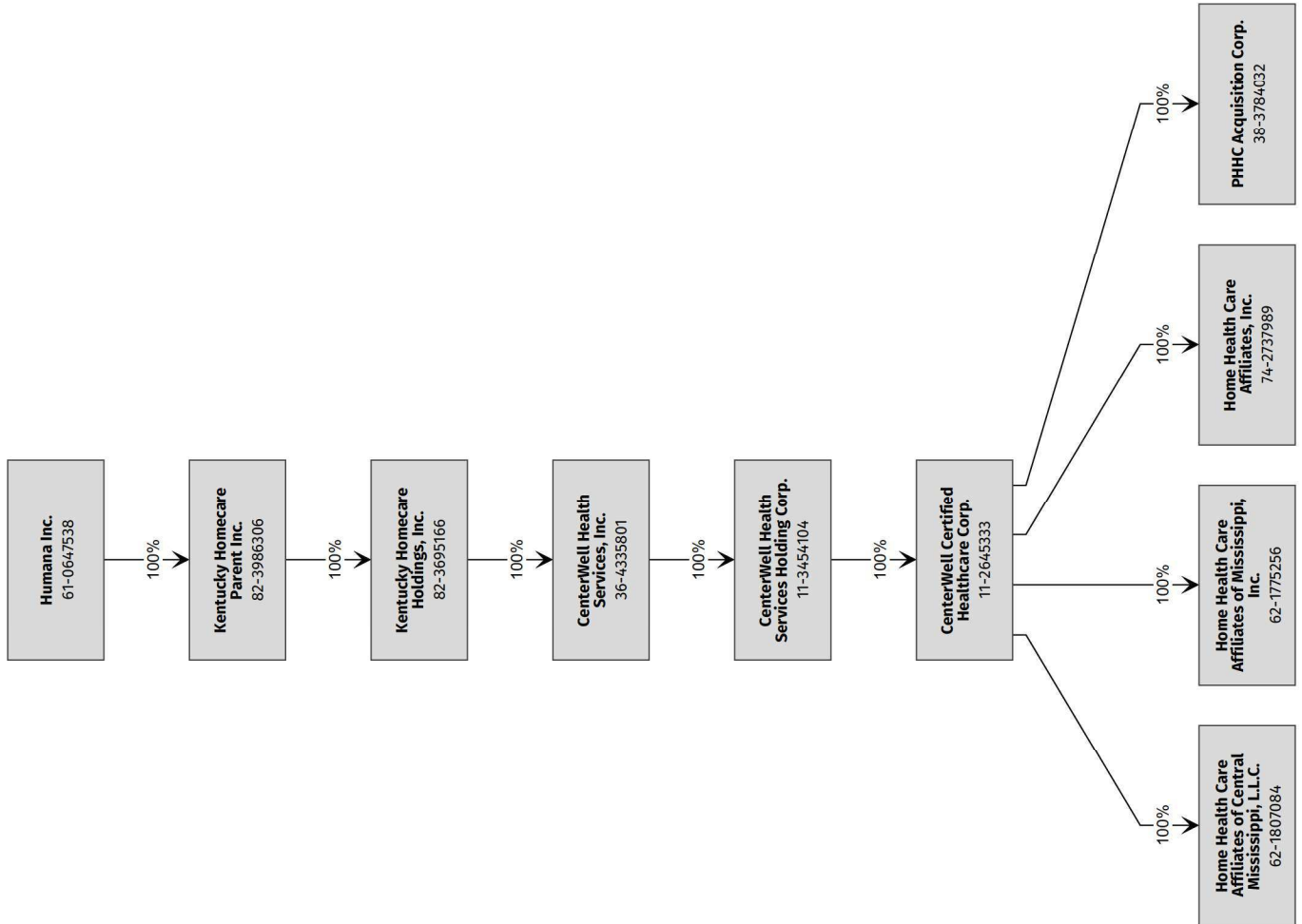
As of 09/30/2025

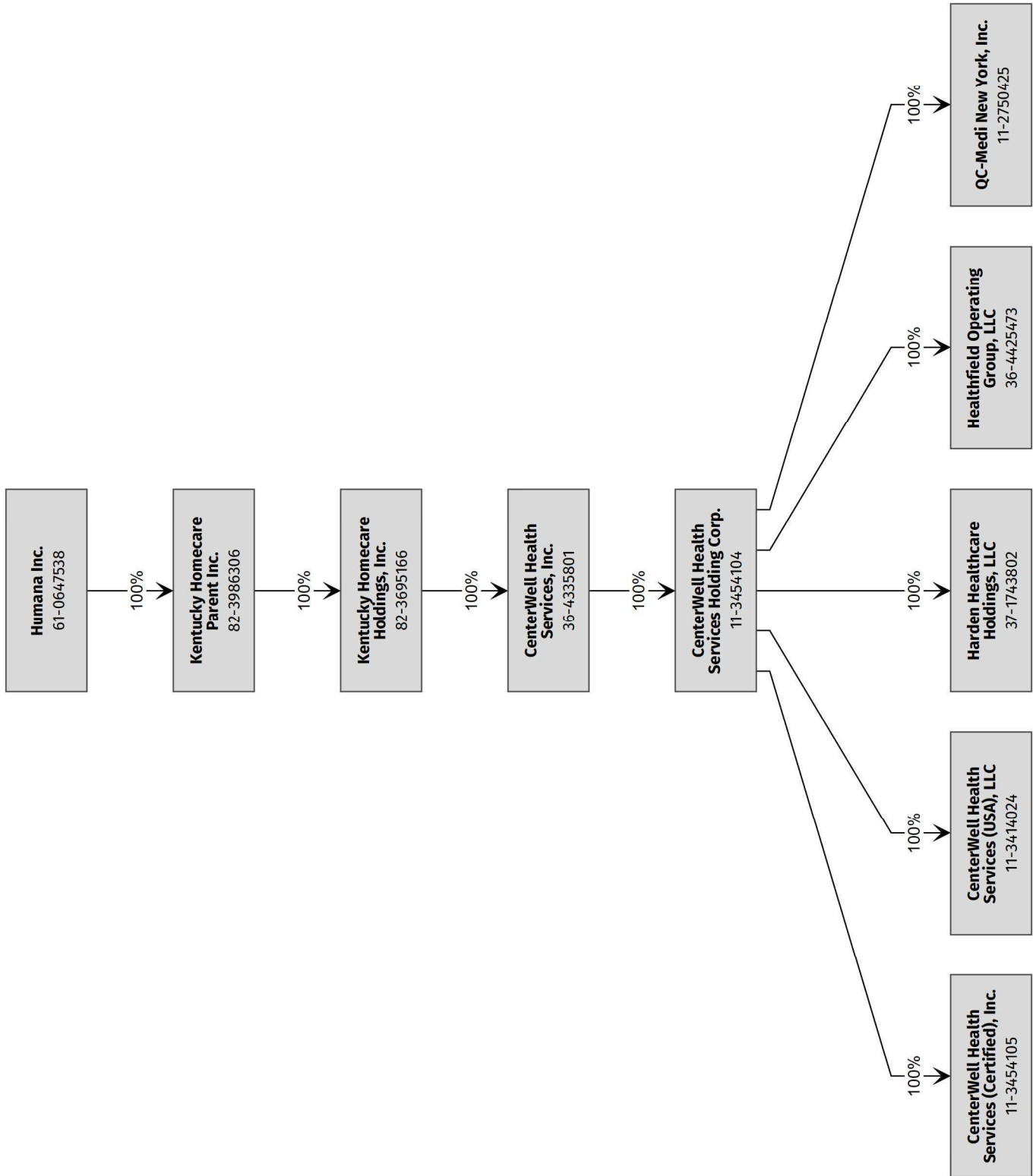


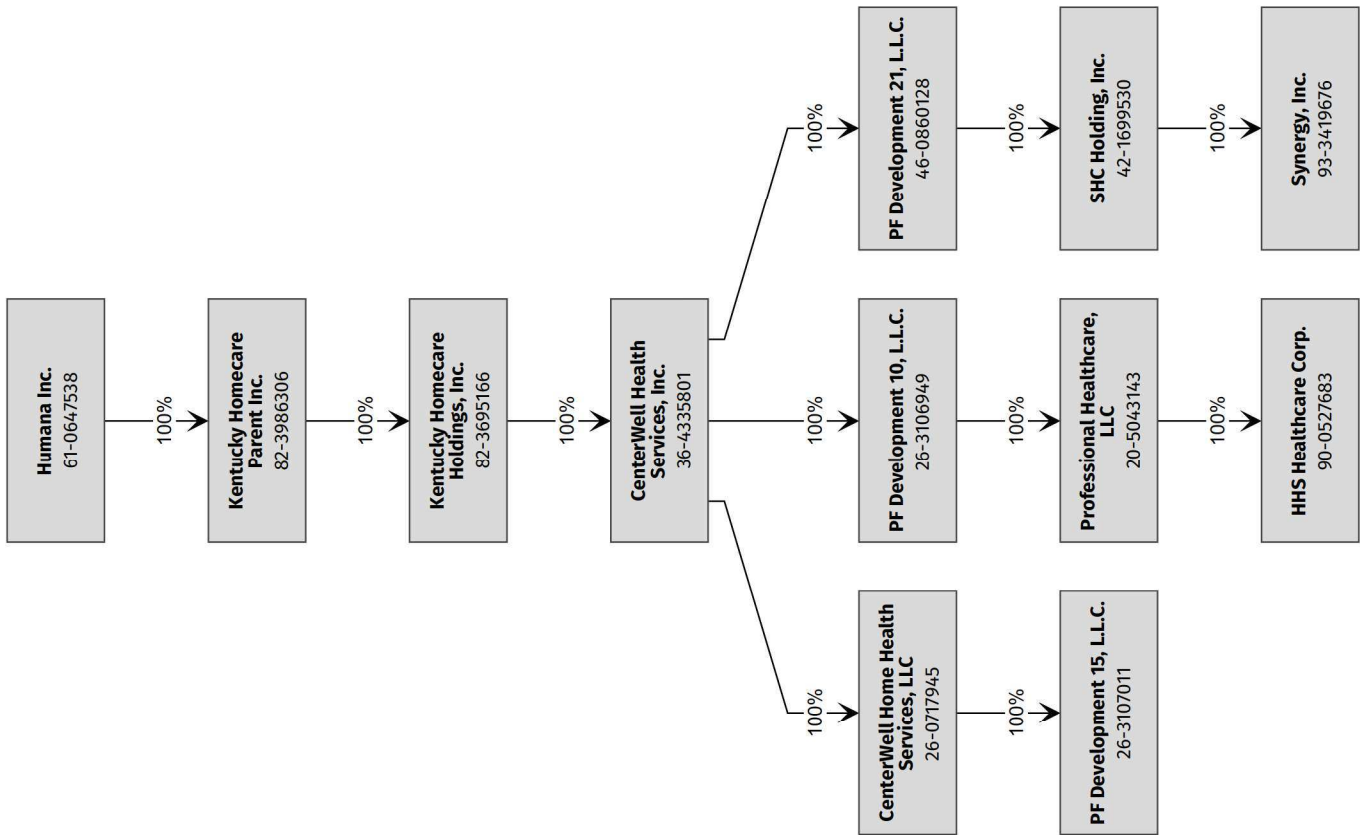


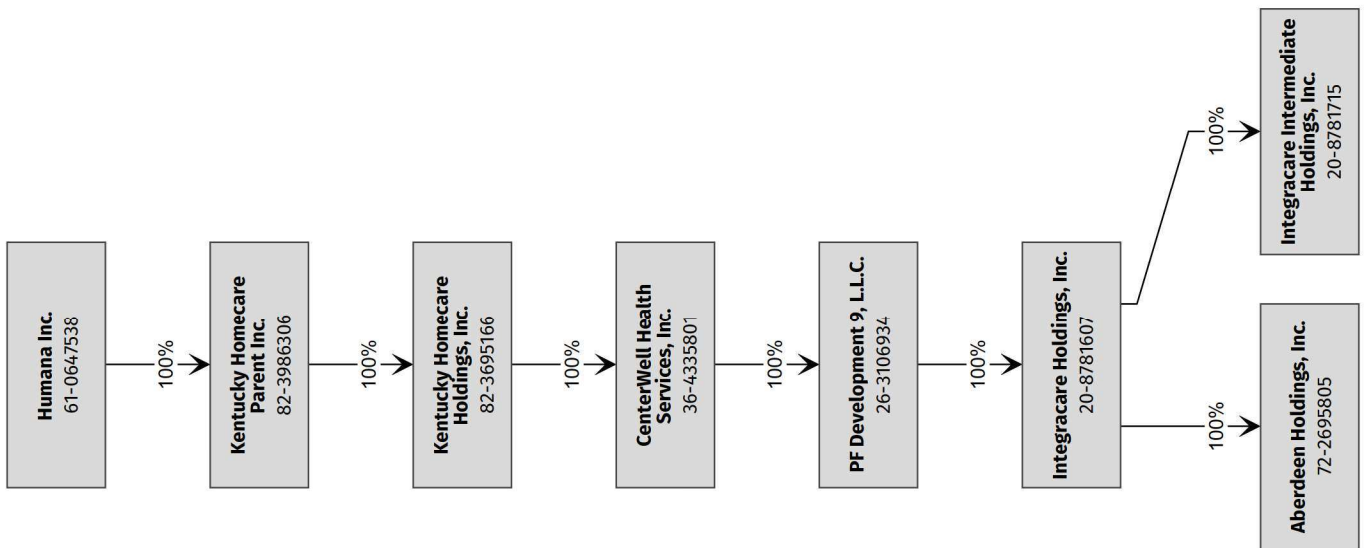
As of 09/30/2025

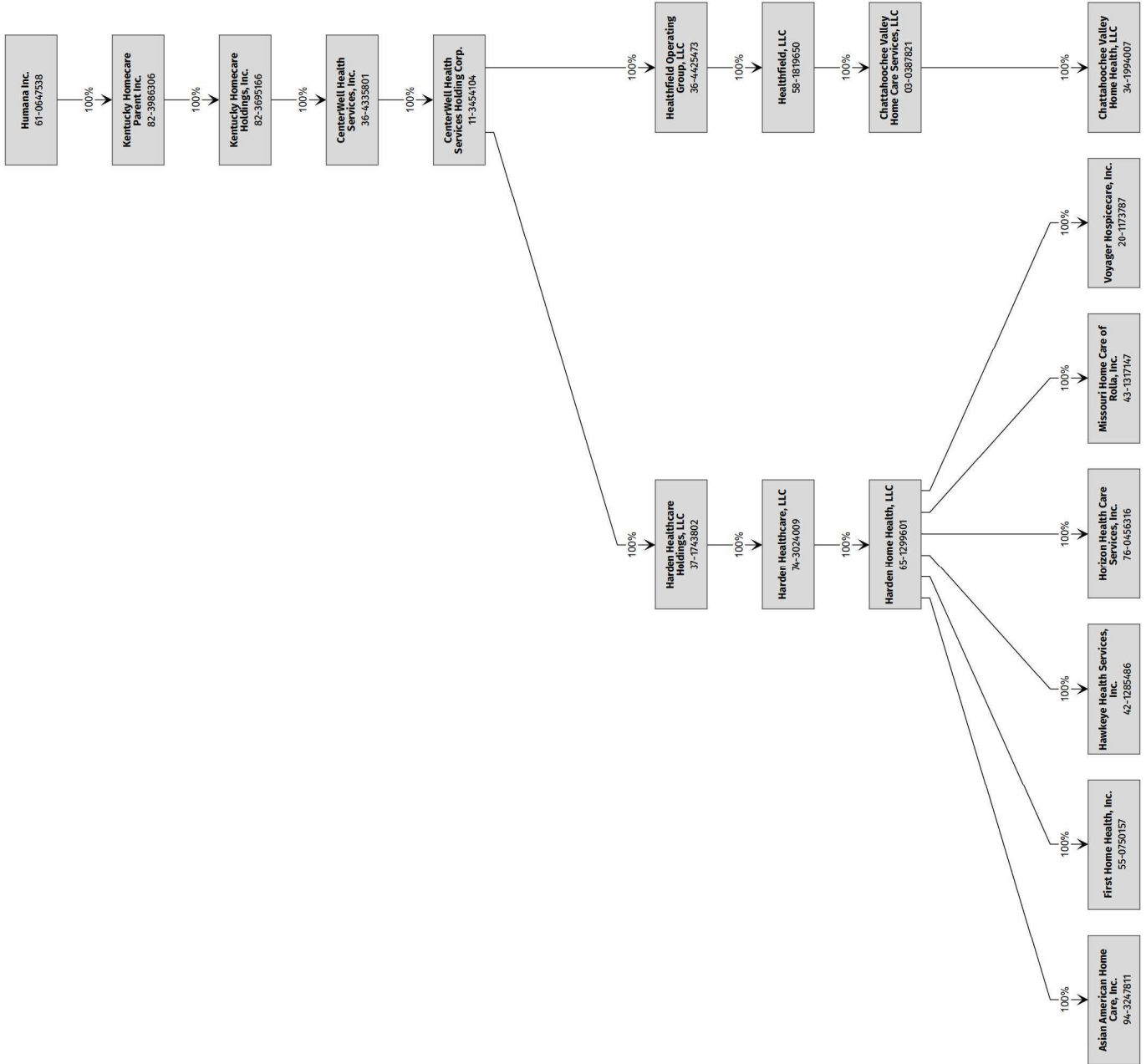


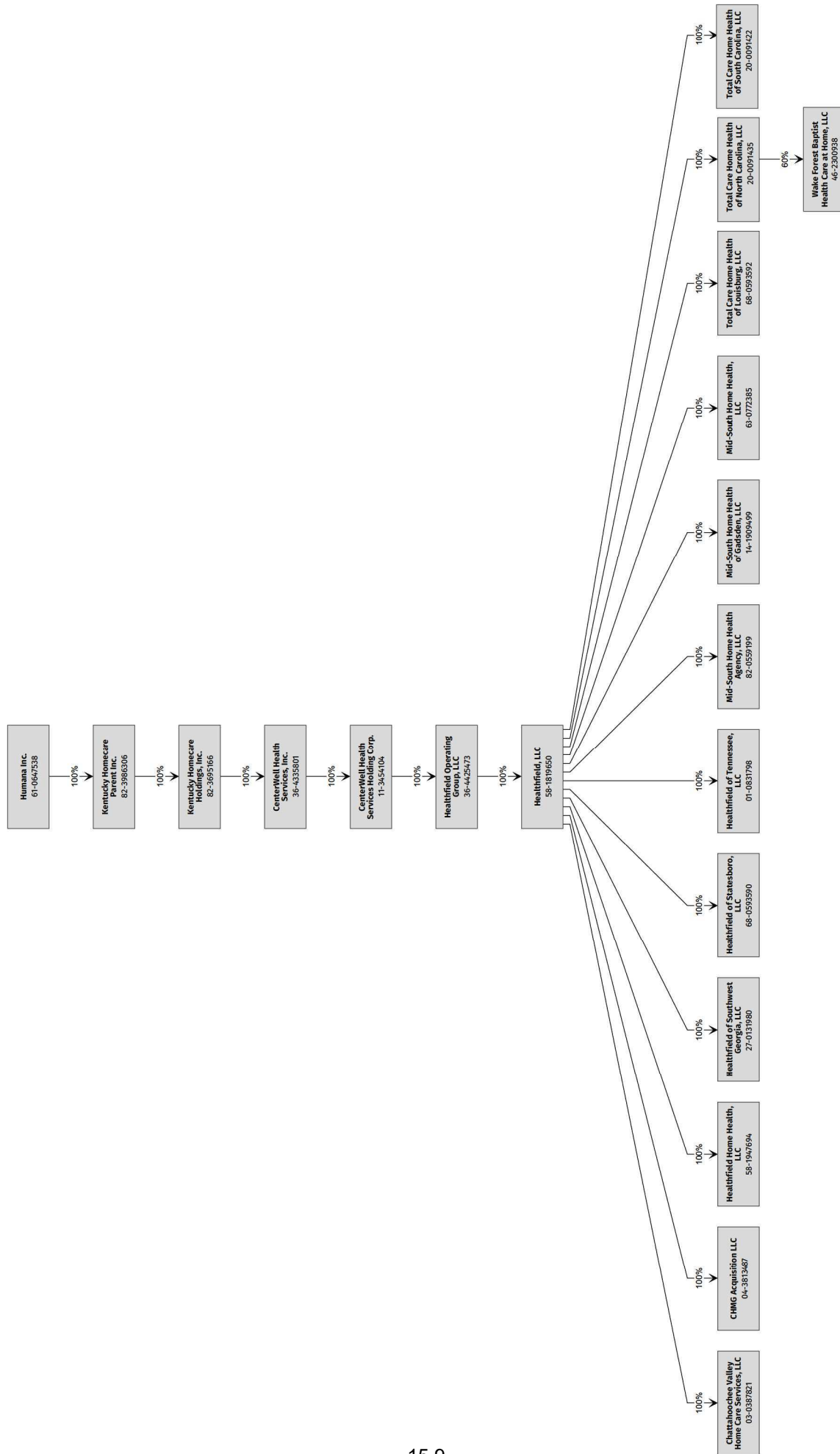


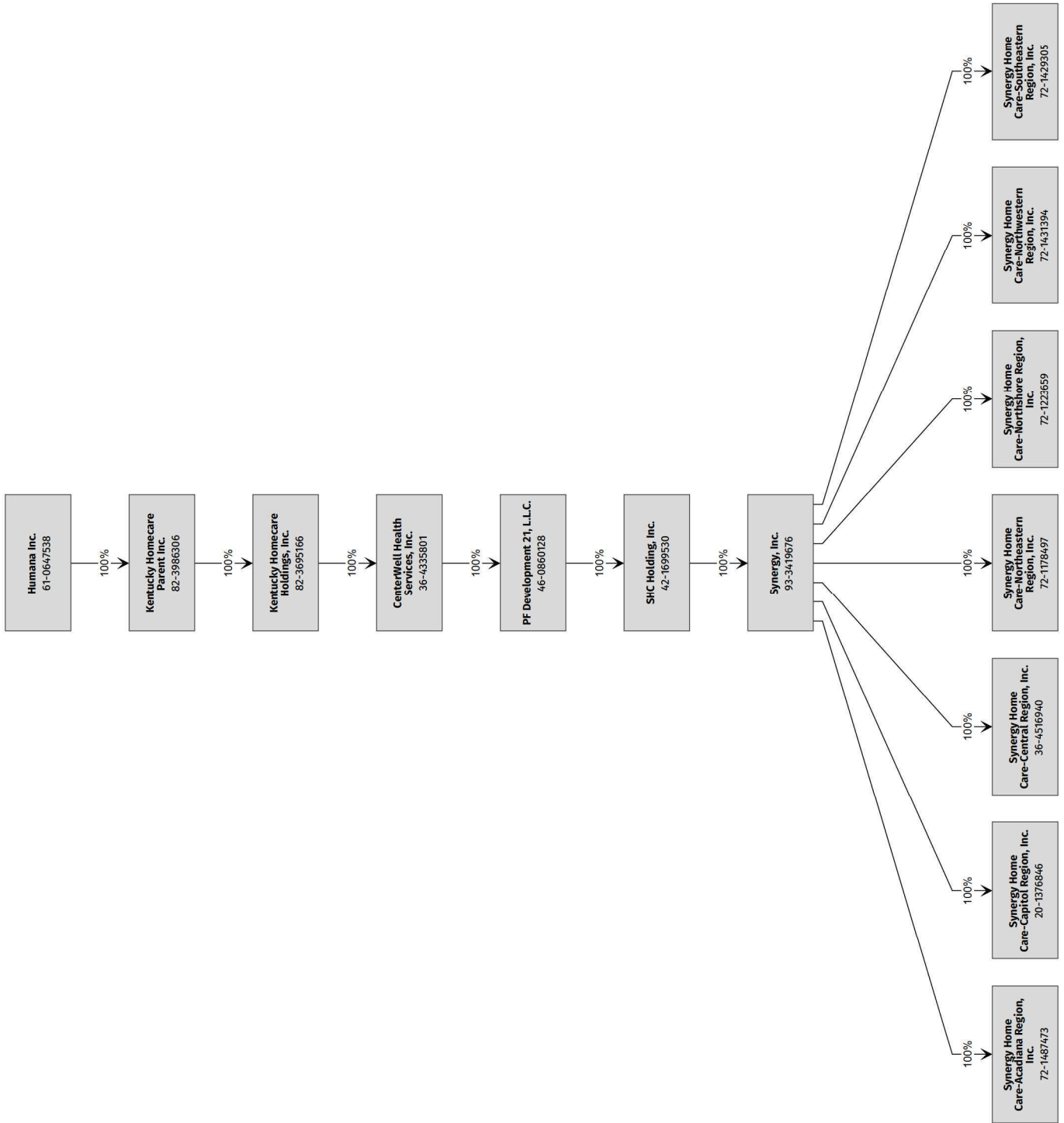


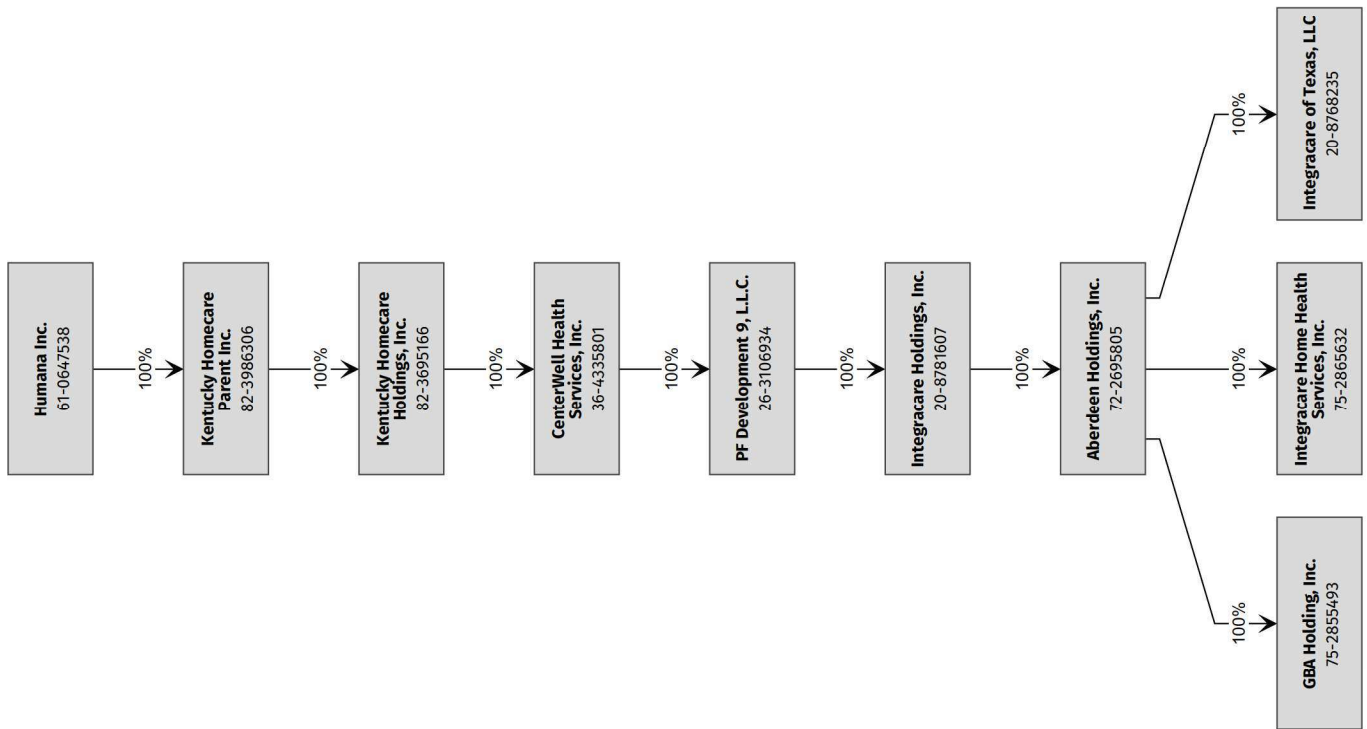




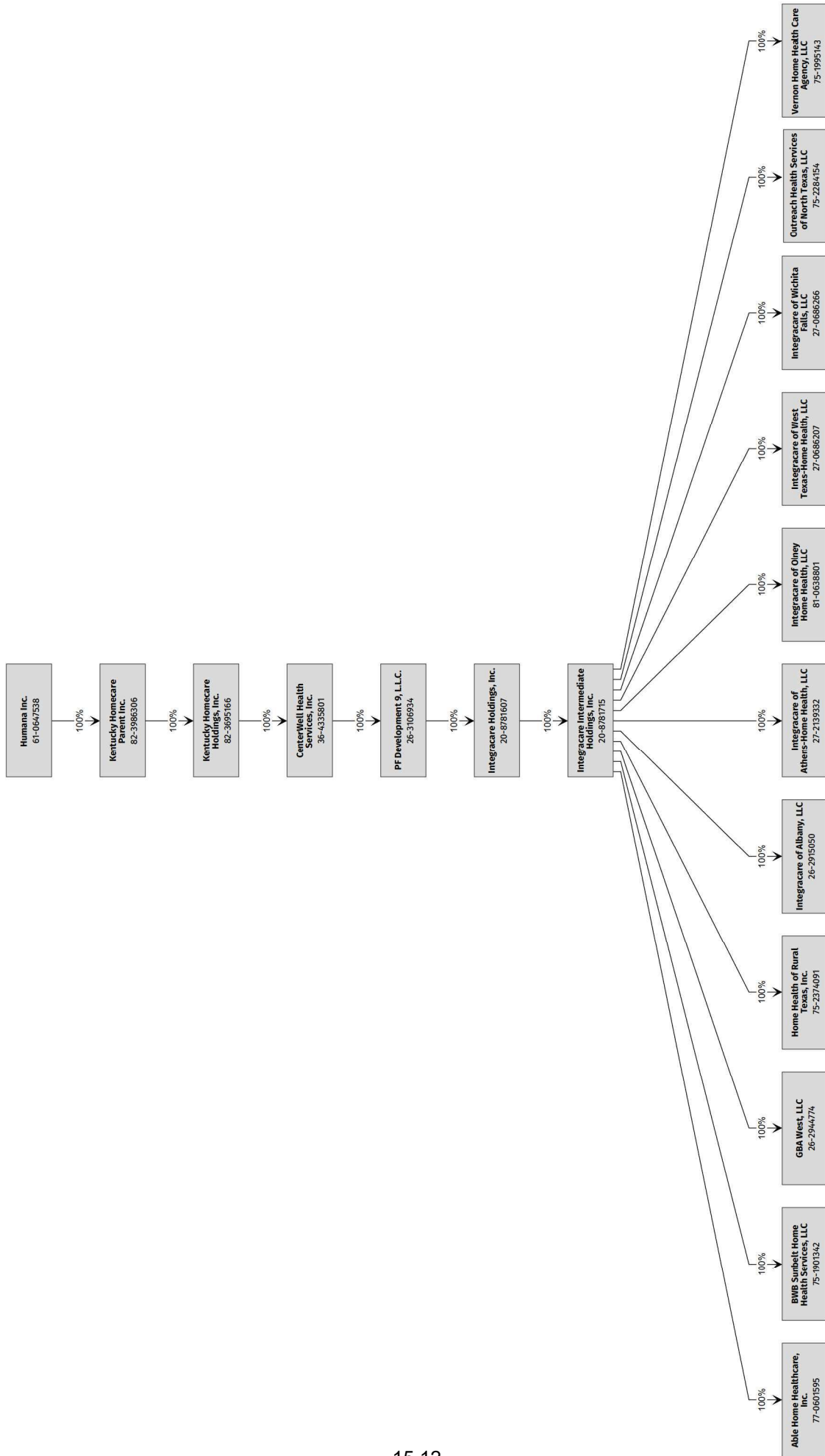


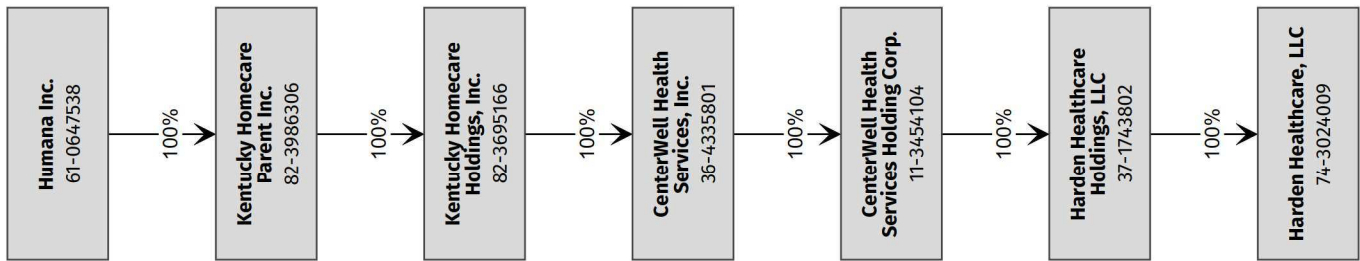


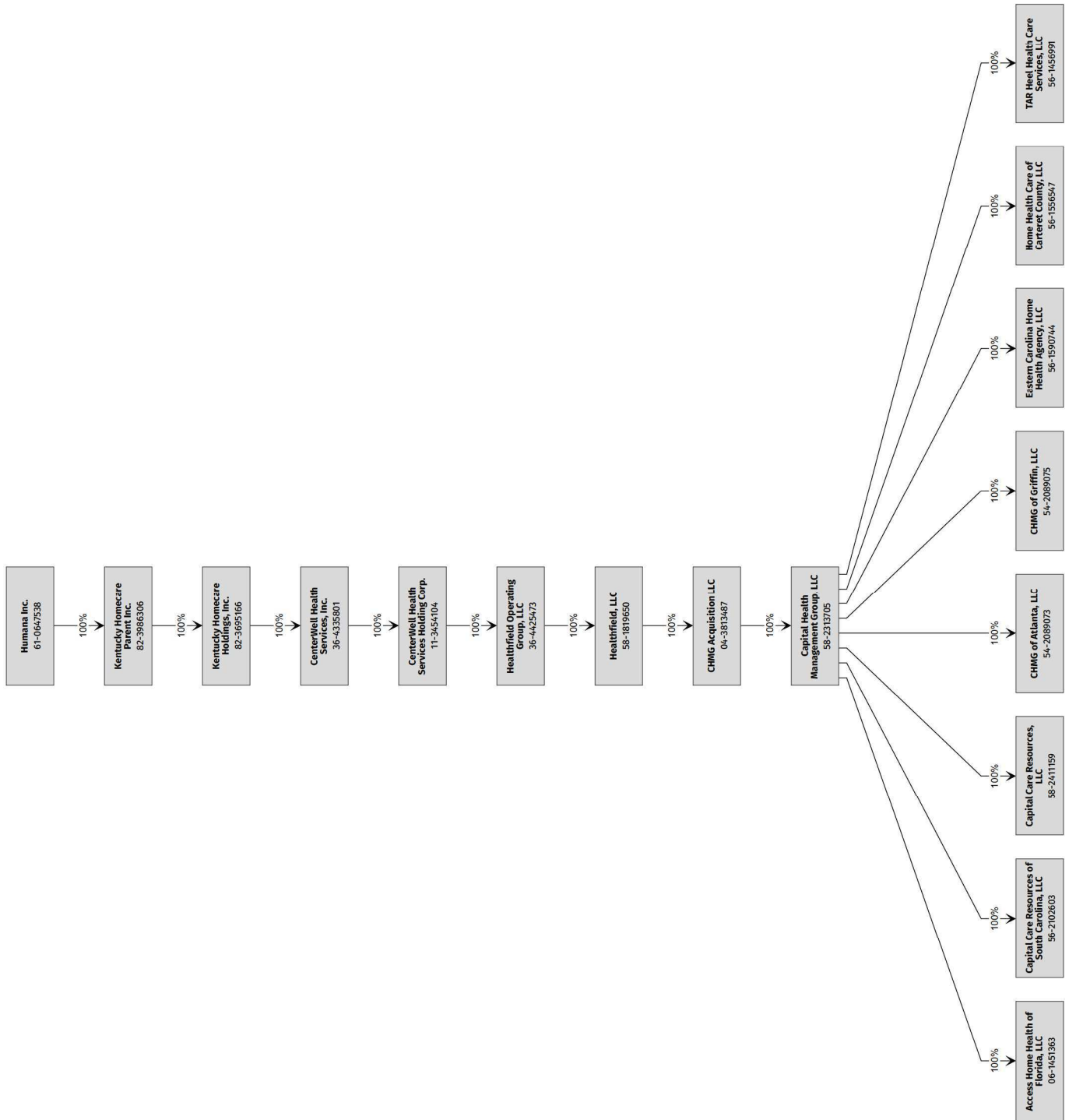


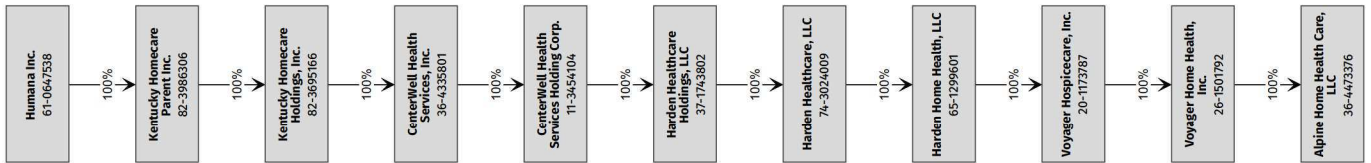


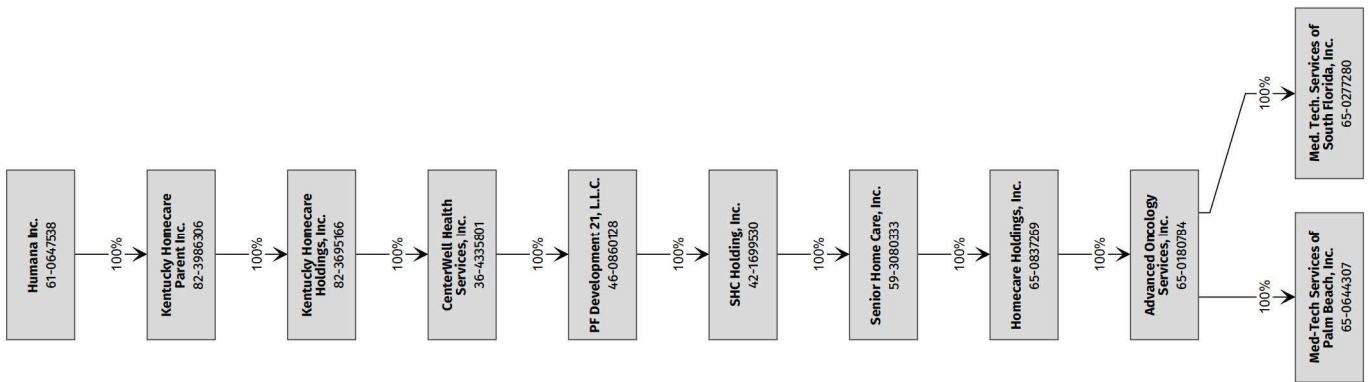
STATEMENT AS OF SEPTEMBER 30, 2025 OF THE Cariten Health Plan Inc.











STATEMENT AS OF SEPTEMBER 30, 2025 OF THE Cariten Health Plan Inc.



STATEMENT AS OF SEPTEMBER 30, 2025 OF THE Cariten Health Plan Inc.

SCHEDULE Y
PART 1A - DETAILS OF INSURANCE HOLDING COMPANY SYSTEM

1	2	3	4	5	6	7	8	9	10	11	12	13	14	15	16
Group Code	Group Name	NAIC Company Code	ID Number	Federal RSSD	CIK	Name of Securities Exchange if Publicly Traded (U.S. or International)	Names of Parent, Subsidiaries Or Affiliates	Domiciliary Location	Relationship to Reporting Entity	Directly Controlled by (Name of Entity/Person)	Type of Control (Ownership, Board, Management, Attorney-in-Fact, Influence, Other)	If Control is Ownership Provide Percentage	Ultimate Controlling Entity(ies)/Person(s)	Is an SCA Filing Required? (Yes/No)	*
.0119	Humana Inc.	12151	20-1001348				Arcadian Health Plan, Inc.	..KY	..IA	Humana Inc.	Ownership	100.000	Humana Inc.	..NO	..0
.0119	Humana Inc.	00000	39-1514846				CareNetwork, Inc.	..WI	..NIA	Humana Inc.	Ownership	100.000	Humana Inc.	..NO	..0
.0119	Humana Inc.	95092	59-2598550				CarePlus Health Plans, Inc.	..FL	..IA	Humana Inc.	Ownership	100.000	Humana Inc.	..NO	..0
.0119	Humana Inc.	95754	62-1579044				Cariten Health Plan Inc.	..TN	..RE	PHP Companies, Inc.	Ownership	100.000	Humana Inc.	..NO	..0
.0119	Humana Inc.	00000	35-2608414				CCO 1, LLC	..DE	..NIA	HJM Provider Holdings, LLC	Ownership	100.000	Humana Inc.	..NO	..0
.0119	Humana Inc.	00000	32-0545504				CCO 2, LLC	..DE	..NIA	HJM Provider Holdings, LLC	Ownership	100.000	Humana Inc.	..NO	..0
.0119	Humana Inc.	95158	61-1279717				CHA HMO, Inc.	..KY	..IA	Humana Inc.	Ownership	100.000	Humana Inc.	..NO	..0
.0119	Humana Inc.	52015	59-2531815				CompBenefits Company	..FL	..IA	Humana Dental Company	Ownership	100.000	Humana Inc.	..NO	..0
.0119	Humana Inc.	00000	04-3185995				CompBenefits Corporation	..DE	..NIA	Humana Inc.	Ownership	100.000	Humana Inc.	..NO	..0
.0119	Humana Inc.	11228	36-3686002				CompBenefits Dental, Inc.	..IL	..IA	Dental Care Plus Management, Corp.	Ownership	100.000	Humana Inc.	..NO	..0
.0119	Humana Inc.	00000	58-2228851				CompBenefits Direct, Inc.	..DE	..NIA	Humana Dental Company	Ownership	100.000	Humana Inc.	..NO	..0
.0119	Humana Inc.	60984	74-2552026				CompBenefits Insurance Company	..TX	..IA	Humana Dental Company	Ownership	100.000	Humana Inc.	..NO	..0
.0119	Humana Inc.	00000	42-1575099				Humana Healthcare Research, Inc.	..IL	..NIA	Humana Inc.	Ownership	100.000	Humana Inc.	..NO	..0
.0119	Humana Inc.	00000	36-4880828				Conviva Care Solutions, LLC	..DE	..NIA	Humana Inc.	Ownership	100.000	Humana Inc.	..NO	..0
.0119	Humana Inc.	15886	75-2043865				Humana Benefit Plan of Texas, Inc.	..TX	..IA	Humana Inc.	Ownership	100.000	Humana Inc.	..NO	..0
.0119	Humana Inc.	00000	36-3512545				Dental Care Plus Management, Corp.	..IL	..NIA	Humana Dental Company	Ownership	100.000	Humana Inc.	..NO	..0
.0119	Humana Inc.	95161	76-0039628				DentiCare, Inc.	..TX	..IA	Humana Dental Company	Ownership	100.000	Humana Inc.	..NO	..0
.0119	Humana Inc.	88595	31-0935772				EmpheSys Insurance Company	..TX	..IA	EmpheSys, Inc.	Ownership	100.000	Humana Inc.	..NO	..0
.0119	Humana Inc.	00000	61-1237697				EmpheSys, Inc.	..DE	..NIA	Humana Inc.	Ownership	100.000	Humana Inc.	..NO	..0
.0119	Humana Inc.	00000	59-3164234				CenterWell Senior Primary Care (FL), Inc.	..FL	..NIA	FPG Acquisition Corp.	Ownership	100.000	Humana Inc.	..NO	..0
.0119	Humana Inc.	00000	81-3802918				FPG Acquisition Corp.	..DE	..NIA	FPG Acquisition Holdings Corp.	Ownership	100.000	Humana Inc.	..NO	..0
.0119	Humana Inc.	00000	81-3819187				FPG Acquisition Holdings Corp.	..DE	..NIA	FPG Holding Company, LLC	Ownership	100.000	Humana Inc.	..NO	..0
.0119	Humana Inc.	00000	32-0505460				FPG Holding Company, LLC	..DE	..NIA	Humana Inc.	Ownership	100.000	Humana Inc.	..NO	..0
.0119	Humana Inc.	00000	45-4685400				FPG Senior Services, LLC	..FL	..NIA	FPG Acquisition Corp.	Ownership	100.000	Humana Inc.	..NO	..0
.0119	Humana Inc.	00000	27-1649291				Harris, Rothenberg International Inc.	..NY	..NIA	Humana Inc.	Ownership	100.000	Humana Inc.	..NO	..0
.0119	Humana Inc.	00000	61-1223418				Health Value Management, Inc.	..DE	..NIA	Humana Inc.	Ownership	100.000	Humana Inc.	..NO	..0
.0119	Humana Inc.	00000	26-3592783				HJM Provider Holdings, LLC	..DE	..NIA	Humana Inc.	Ownership	100.000	Humana Inc.	..NO	..0
.0119	Humana Inc.	00000	20-4835394				Humana Active Outlook, Inc.	..KY	..NIA	Humana Inc.	Ownership	100.000	Humana Inc.	..NO	..0
.0119	Humana Inc.	00000	65-0274594				Humana At Home 1, Inc.	..FL	..NIA	Humana Dental Company	Ownership	100.000	Humana Inc.	..NO	..0
.0119	Humana Inc.	00000	13-4036798				Humana at Home, Inc.	..DE	..NIA	Humana Inc.	Ownership	100.000	Humana Inc.	..NO	..0
.0119	Humana Inc.	60052	37-1326199				Humana Benefit Plan of Illinois, Inc.	..IL	..IA	Humana Inc.	Ownership	100.000	Humana Inc.	..NO	..0
.0119	Humana Inc.	00000	59-1843760				Humana Dental Company	..FL	..NIA	CompBenefits Corporation	Ownership	100.000	Humana Inc.	..NO	..0
.0119	Humana Inc.	95519	58-2209549				Humana Employers Health Plan of Georgia, Inc.	..GA	..IA	Humana Insurance Company	Ownership	100.000	Humana Inc.	..NO	..0
.0119	Humana Inc.	00000	61-1241225				Humana Government Business, Inc.	..DE	..NIA	Humana Inc.	Ownership	100.000	Humana Inc.	..NO	..0
.0119	Humana Inc.	95642	72-1279235				Humana Health Benefit Plan of Louisiana, Inc.	..LA	..IA	Humana Insurance Company	Ownership	100.000	Humana Inc.	..NO	..0
.0119	Humana Inc.	13558	26-2800286				Humana Health Company of New York, Inc.	..NY	..IA	Humana Inc.	Ownership	100.000	Humana Inc.	..NO	..0
.0119	Humana Inc.	69671	61-1041514				Humana Health Insurance Company of Florida, Inc.	..FL	..IA	Humana Inc.	Ownership	100.000	Humana Inc.	..NO	..0
.0119	Humana Inc.	16280	26-3473328				Humana Health Plan of California, Inc.	..CA	..IA	Humana Inc.	Ownership	100.000	Humana Inc.	..NO	..0
.0119	Humana Inc.	95348	31-1154200				Humana Health Plan of Ohio, Inc.	..OH	..IA	Humana Inc.	Ownership	100.000	Humana Inc.	..NO	..0
.0119	Humana Inc.	95024	61-0994632				Humana Health Plan of Texas, Inc.	..TX	..IA	Humana Inc.	Ownership	100.000	Humana Inc.	..NO	..0
.0119	Humana Inc.	95885	61-1013183				Humana Health Plan, Inc.	..KY	..IA	Humana Inc.	Ownership	100.000	Humana Inc.	..NO	..0
.0119	Humana Inc.	95721	66-0406896				Humana Health Plans of Puerto Rico, Inc.	..PR	..IA	Humana Inc.	Ownership	100.000	Humana Inc.	..NO	..0
.0119	Humana Inc.	00000	61-0647538		0000049071	NYSE	Humana Inc.	..DE	..UIP	See Footnote 1	Other	0.000	See Footnote 1	..NO	..2
.0119	Humana Inc.	00000	61-1343791				Humana Innovation Enterprises, Inc.	..DE	..NIA	Humana Inc.	Ownership	100.000	Humana Inc.	..NO	..0
.0119	Humana Inc.	73288	39-1263473				Humana Insurance Company	..WI	..IA	CareNetwork, Inc.	Ownership	100.000	Humana Inc.	..NO	..0
.0119	Humana Inc.	60219	61-1311685				Humana Insurance Company of Kentucky	..KY	..IA	Humana Insurance Company	Ownership	100.000	Humana Inc.	..NO	..0

STATEMENT AS OF SEPTEMBER 30, 2025 OF THE Cariten Health Plan Inc.

SCHEDULE Y
PART 1A - DETAILS OF INSURANCE HOLDING COMPANY SYSTEM

1	2	3	4	5	6	7	8	9	10	11	12	13	14	15	16
Group Code	Group Name	NAIC Company Code	ID Number	Federal RSSD	CIK	Name of Securities Exchange if Publicly Traded (U.S. or International)	Names of Parent, Subsidiaries Or Affiliates	Domiciliary Location	Relationship to Reporting Entity	Directly Controlled by (Name of Entity/Person)	Type of Control (Ownership, Board, Management, Attorney-in-Fact, Influence, Other)	If Control is Ownership Provide Percentage	Ultimate Controlling Entity(ies)/Person(s)	Is an SCA Filing Required? (Yes/No)	*
.0119	Humana Inc.	12634	20-2888723				Humana Insurance Company of New York	NY	IA	Humana Inc.	Ownership	100.000	Humana Inc.	NO	0
.0119	Humana Inc.	84603	66-0291866				Humana Insurance of Puerto Rico, Inc.	PR	IA	Humana Inc.	Ownership	100.000	Humana Inc.	NO	0
.0119	Humana Inc.	00000	20-3364857				Humana MarketPOINT of Puerto Rico, Inc.	PR	NIA	Humana Inc.	Ownership	100.000	Humana Inc.	NO	0
.0119	Humana Inc.	00000	61-1343508				Humana MarketPOINT, Inc.	KY	NIA	Humana Inc.	Ownership	100.000	Humana Inc.	NO	0
.0119	Humana Inc.	14224	27-3991410				Humana Medical Plan of Michigan, Inc.	MI	IA	Humana Inc.	Ownership	100.000	Humana Inc.	NO	0
.0119	Humana Inc.	14462	27-4460531				Humana Medical Plan of Pennsylvania, Inc.	PA	IA	Humana Inc.	Ownership	100.000	Humana Inc.	NO	0
.0119	Humana Inc.	12908	20-8411422				Humana Medical Plan of Utah, Inc.	UT	IA	Humana Inc.	Ownership	100.000	Humana Inc.	NO	0
.0119	Humana Inc.	95270	61-1103898				Humana Medical Plan, Inc.	FL	IA	Humana Inc.	Ownership	100.000	Humana Inc.	NO	0
.0119	Humana Inc.	00000	45-2254346				Humana Pharmacy Solutions, Inc.	KY	NIA	Humana Inc.	Ownership	100.000	Humana Inc.	NO	0
.0119	Humana Inc.	00000	61-1316926				CenterWell Pharmacy, Inc.	DE	NIA	Humana Inc.	Ownership	100.000	Humana Inc.	NO	0
.0119	Humana Inc.	12282	20-2036444				Humana Regional Health Plan, Inc.	AR	IA	Humana Inc.	Ownership	100.000	Humana Inc.	NO	0
.0119	Humana Inc.	00000	26-4522426				Humana WellWorks LLC	DE	NIA	Health Value Management, Inc.	Ownership	100.000	Humana Inc.	NO	0
.0119	Humana Inc.	95342	39-1525003				Humana Wisconsin Health Organization Insurance Corporation	WI	IA	CareNetwork, Inc.	Ownership	100.000	Humana Inc.	NO	0
.0119	Humana Inc.	70580	39-0714280				HumanaDental Insurance Company	WI	IA	HumanaDental, Inc.	Ownership	100.000	Humana Inc.	NO	0
.0119	Humana Inc.	00000	61-1364005				HumanaDental, Inc.	DE	NIA	Humana Inc.	Ownership	100.000	Humana Inc.	NO	0
.0119	Humana Inc.	00000	27-4535747				Go365, LLC	DE	NIA	HumanaWellworks LLC	Ownership	100.000	Humana Inc.	NO	0
.0119	Humana Inc.	00000	61-1239538				Humco, Inc.	KY	NIA	Humana Inc.	Ownership	100.000	Humana Inc.	NO	0
.0119	Humana Inc.	00000	61-1383567				HUM-e-FL, Inc.	FL	NIA	Humana Inc.	Ownership	100.000	Humana Inc.	NO	0
.0119	Humana Inc.	00000	86-1050795				Hummingbird Coaching Systems LLC	OH	NIA	Harris, Rothenberg International Inc.	Ownership	100.000	Humana Inc.	NO	0
.0119	Humana Inc.	11695	39-1769093				Independent Care Health Plan	WI	IA	CareNetwork, Inc.	Ownership	100.000	Humana Inc.	NO	0
.0119	Humana Inc.	00000	61-1232669				Managed Care Indemnity, Inc.	VT	IA	Humana Inc.	Ownership	100.000	Humana Inc.	NO	0
.0119	Humana Inc.	00000	20-5569675				Conviva Group Holdings, LLC	DE	NIA	Metropolitan Health Networks, Inc.	Ownership	100.000	Humana Inc.	NO	0
.0119	Humana Inc.	00000	20-5904436				Conviva Medical Center Management, LLC	DE	NIA	Conviva Group Holdings, LLC	Ownership	100.000	Humana Inc.	NO	0
.0119	Humana Inc.	00000	81-2957926				Conviva Speciality, LLC	FL	NIA	Conviva Group Holdings, LLC	Ownership	100.000	Humana Inc.	NO	0
.0119	Humana Inc.	00000	65-0879131				METCARE of Florida, Inc.	FL	NIA	Conviva Group Holdings, LLC	Ownership	100.000	Humana Inc.	NO	0
.0119	Humana Inc.	00000	65-0635728				Metropolitan Health Networks, Inc.	FL	NIA	Humana Inc.	Ownership	100.000	Humana Inc.	NO	0
.0119	Humana Inc.	00000	62-1552091				PHP Companies, Inc.	TN	UDP	Humana Inc.	Ownership	100.000	Humana Inc.	NO	0
.0119	Humana Inc.	00000	20-1724127				Humana Real Estate Company	KY	NIA	Humana Inc.	Ownership	100.000	Humana Inc.	NO	0
.0119	Humana Inc.	00000	46-1225873				Conviva Health MSO of Texas, Inc.	DE	NIA	Conviva Group Holdings, LLC	Ownership	100.000	Humana Inc.	NO	0
.0119	Humana Inc.	00000	74-2352809				Texas Dental Plans, Inc.	TX	NIA	Humana Dental Company	Ownership	100.000	Humana Inc.	NO	0
.0119	Humana Inc.	54739	52-1157181				The Dental Concern, Inc.	KY	IA	HumanaDental, Inc.	Ownership	100.000	Humana Inc.	NO	0
.0119	Humana Inc.	00000	80-0072760				Humana Digital Health and Analytics Platform Services, Inc.	DE	NIA	Humana Inc.	Ownership	100.000	Humana Inc.	NO	0
.0119	Humana Inc.	00000	46-5329373				Conviva Health Management, LLC	DE	NIA	Conviva Group Holdings, LLC	Ownership	100.000	Humana Inc.	NO	0
.0119	Humana Inc.	00000	66-0872725				Humana Management Services of Puerto Rico, Inc.	PR	NIA	Humana Inc.	Ownership	100.000	Humana Inc.	NO	0
.0119	Humana Inc.	00000	83-3321367				North Region Providers, LLC	DE	NIA	Humana Government Business, Inc.	Ownership	100.000	Humana Inc.	NO	0
.0119	Humana Inc.	00000	35-2640679				Primary Care Holdings II, LLC	DE	NIA	Humana Inc.	Ownership	100.000	Humana Inc.	NO	0
.0119	Humana Inc.	00000	37-1910409				Transcend Population Health Management II, LLC	DE	NIA	Humana Inc.	Ownership	100.000	Humana Inc.	NO	0
.0119	Humana Inc.	00000	84-2214810				Edge Health MSO, Inc.	DE	NIA	Humana Inc.	Ownership	100.000	Humana Inc.	NO	0
.0119	Humana Inc.	16717	84-3226630				Humana Benefit Plan of South Carolina, Inc.	SC	IA	Humana Inc.	Ownership	100.000	Humana Inc.	NO	0
.0119	Humana Inc.	00000	85-3191430				Conviva Care Solutions II, LLC	DE	NIA	Conviva Care Solutions, LLC	Ownership	100.000	Humana Inc.	NO	0
.0119	Humana Inc.	00000	85-3099097				Humana Direct Contracting Entity, Inc.	DE	NIA	Humana Inc.	Ownership	100.000	Humana Inc.	NO	0
.0119	Humana Inc.	00000	85-0858631				CenterWell Care Solutions, Inc.	DE	NIA	Humana Inc.	Ownership	100.000	Humana Inc.	NO	0
.0119	Humana Inc.	00000	87-1493628				Echo Primary Care Holdings, LLC	DE	NIA	Primary Care Holdings II, LLC	Ownership	100.000	Humana Inc.	NO	0
.0119	Humana Inc.	00000	45-2594868				Accredited Home Health of Broward, Inc.	FL	NIA	One Home Health Holdings, LLC	Ownership	100.000	Humana Inc.	NO	0
.0119	Humana Inc.	00000	47-4681334				Care Hope Holdings, Inc.	FL	NIA	One Home Health Holdings, LLC	Ownership	100.000	Humana Inc.	NO	0
.0119	Humana Inc.	00000	80-0732207				Care Hope Home Health Agency, Inc.	FL	NIA	Care Hope Holdings, Inc.	Ownership	100.000	Humana Inc.	NO	0

STATEMENT AS OF SEPTEMBER 30, 2025 OF THE Cariten Health Plan Inc.

SCHEDULE Y
PART 1A - DETAILS OF INSURANCE HOLDING COMPANY SYSTEM

1	2	3	4	5	6	7	8	9	10	11	12	13	14	15	16
Group Code	Group Name	NAIC Company Code	ID Number	Federal RSSD	CIK	Name of Securities Exchange if Publicly Traded (U.S. or International)	Names of Parent, Subsidiaries Or Affiliates	Domiciliary Location	Relationship to Reporting Entity	Directly Controlled by (Name of Entity/Person)	Type of Control (Ownership, Board, Management, Attorney-in-Fact, Influence, Other)	If Control is Ownership Provide Percentage	Ultimate Controlling Entity(ies)/Person(s)	Is an SCA Filing Required? (Yes/No)	*
.0119	Humana Inc.	00000	74-2769755				Corpus Christi Home Care, Inc.	TX	NIA	One Home Health Holdings CCTX, LLC	Ownership	100.000	Humana Inc.	NO	0
.0119	Humana Inc.	00000	20-3443369				On the Way Home Care, Inc.	FL	NIA	One Home Health Holdings, LLC	Ownership	100.000	Humana Inc.	NO	0
.0119	Humana Inc.	00000	81-3485437				One Home Health Holdings, LLC	FL	NIA	One Homecare Solutions, LLC	Ownership	100.000	Humana Inc.	NO	0
.0119	Humana Inc.	00000	82-2018741				One Home Health Holdings CCTX, LLC	TX	NIA	One Home Health Holdings, LLC	Ownership	100.000	Humana Inc.	NO	0
.0119	Humana Inc.	00000	46-2894851				One Home Medical Equipment, LLC	FL	NIA	One Homecare Solutions, LLC	Ownership	100.000	Humana Inc.	NO	0
.0119	Humana Inc.	00000	82-3472028				One Home Medical Equipment TX, LLC	TX	NIA	One Homecare Solutions, LLC	Ownership	100.000	Humana Inc.	NO	0
.0119	Humana Inc.	00000	46-3116955				One Nursing Care, LLC	FL	NIA	One Homecare Solutions, LLC	Ownership	100.000	Humana Inc.	NO	0
.0119	Humana Inc.	00000	46-3313080				One Homecare Solutions, LLC	FL	NIA	Humana Inc. - 100%	Ownership	100.000	Humana Inc.	NO	0
.0119	Humana Inc.	00000	46-4176818				One Homecare Systems, LLC	FL	NIA	One Homecare Solutions, LLC	Ownership	100.000	Humana Inc.	NO	0
.0119	Humana Inc.	00000	46-2882412				One Infusion Pharmacy, LLC	FL	NIA	One Homecare Solutions, LLC	Ownership	100.000	Humana Inc.	NO	0
.0119	Humana Inc.	00000	20-4271850				One TPA Systems, Inc.	FL	NIA	One Homecare Solutions, LLC	Ownership	100.000	Humana Inc.	NO	0
.0119	Humana Inc.	00000	72-2695805				Aberdeen Holdings, Inc.	TX	NIA	Integracare Holdings, Inc.	Ownership	100.000	Humana Inc.	NO	0
.0119	Humana Inc.	00000	77-0601595				Able Home Healthcare, Inc.	TX	NIA	Integracare Intermediate Holdings, Inc.	Ownership	100.000	Humana Inc.	NO	0
.0119	Humana Inc.	00000	06-1451363				Access Home Health of Florida, LLC	DE	NIA	Capital Health Management Group, LLC	Ownership	100.000	Humana Inc.	NO	0
.0119	Humana Inc.	00000	65-0180784				Advanced Oncology Services, Inc.	FL	NIA	Homecare Holdings, Inc.	Ownership	100.000	Humana Inc.	NO	0
.0119	Humana Inc.	00000	36-4473376				Alpine Home Health Care, LLC	CO	NIA	Voyager Home Health, Inc.	Ownership	100.000	Humana Inc.	NO	0
.0119	Humana Inc.	00000	11-3306095				American Homecare Management Corp.	DE	NIA	Missouri Home Care of Rolla, Inc.	Ownership	100.000	Humana Inc.	NO	0
.0119	Humana Inc.	00000	94-3247811				Asian American Home Care, Inc.	CA	NIA	Harden Home Health, LLC	Ownership	100.000	Humana Inc.	NO	0
.0119	Humana Inc.	00000	75-1901342				BWB Sunbelt Home Health Services, LLC	TX	NIA	Integracare Intermediate Holdings, Inc.	Ownership	100.000	Humana Inc.	NO	0
.0119	Humana Inc.	00000	56-2102603				Capital Care Resources of South Carolina, LLC	GA	NIA	Capital Health Management Group, LLC	Ownership	100.000	Humana Inc.	NO	0
.0119	Humana Inc.	00000	58-2411159				Capital Care Resources, LLC	GA	NIA	Capital Health Management Group, LLC	Ownership	100.000	Humana Inc.	NO	0
.0119	Humana Inc.	00000	58-2313705				Capital Health Management Group, LLC	GA	NIA	CHMG Acquisition LLC	Ownership	100.000	Humana Inc.	NO	0
.0119	Humana Inc.	00000	03-0387821				Chattahoochee Valley Home Care Services, LLC	GA	NIA	Healthfield, LLC	Ownership	100.000	Humana Inc.	NO	0
.0119	Humana Inc.	00000	34-1994007				Chattahoochee Valley Home Health, LLC	GA	NIA	Chattahoochee Valley Home Care Services, LLC	Ownership	100.000	Humana Inc.	NO	0
.0119	Humana Inc.	00000	04-3813487				CHMG Acquisition LLC	GA	NIA	Healthfield, LLC	Ownership	100.000	Humana Inc.	NO	0
.0119	Humana Inc.	00000	54-2089073				CHMG of Atlanta, LLC	GA	NIA	Capital Health Management Group, LLC	Ownership	100.000	Humana Inc.	NO	0
.0119	Humana Inc.	00000	54-2089075				CHMG of Griffin, LLC	GA	NIA	Capital Health Management Group, LLC	Ownership	100.000	Humana Inc.	NO	0
.0119	Humana Inc.	00000	56-1590744				Eastern Carolina Home Health Agency, LLC	NC	NIA	Capital Health Management Group, LLC	Ownership	100.000	Humana Inc.	NO	0
.0119	Humana Inc.	00000	55-0750157				First Home Health, Inc.	WV	NIA	Harden Home Health, LLC	Ownership	100.000	Humana Inc.	NO	0
.0119	Humana Inc.	00000	75-2855493				GBA Holding, Inc.	TX	NIA	Aberdeen Holdings, Inc.	Ownership	100.000	Humana Inc.	NO	0
.0119	Humana Inc.	00000	26-2944774				GBA West, LLC	TX	NIA	Integracare Intermediate Holdings, Inc.	Ownership	100.000	Humana Inc.	NO	0
.0119	Humana Inc.	00000	11-2645333				CenterWell Certified Healthcare Corp.	DE	NIA	CenterWell Health Services Holding Corp.	Ownership	100.000	Humana Inc.	NO	0
.0119	Humana Inc.	00000	11-3454105				CenterWell Health Services (Certified), Inc.	DE	NIA	CenterWell Health Services Holding Corp.	Ownership	100.000	Humana Inc.	NO	0
.0119	Humana Inc.	00000	11-3414024				CenterWell Health Services (USA), LLC	DE	NIA	CenterWell Health Services Holding Corp.	Ownership	100.000	Humana Inc.	NO	0
.0119	Humana Inc.	00000	11-3454104				CenterWell Health Services Holding Corp.	DE	NIA	CenterWell Health Services, Inc.	Ownership	100.000	Humana Inc.	NO	0
.0119	Humana Inc.	00000	36-4335801				CenterWell Health Services, Inc.	DE	NIA	Kentucky Homecare Holdings, Inc.	Ownership	100.000	Humana Inc.	NO	0
.0119	Humana Inc.	00000	64-0730826				Gilbert's Home Health Agency, Inc.	MS	NIA	Home Health Care Affiliates, Inc.	Ownership	100.000	Humana Inc.	NO	0
.0119	Humana Inc.	00000	37-1743802				Harden Healthcare Holdings, LLC	DE	NIA	CenterWell Health Services Holding Corp.	Ownership	100.000	Humana Inc.	NO	0
.0119	Humana Inc.	00000	74-3024009				Harden Healthcare, LLC	TX	NIA	Harden Healthcare Holdings, LLC	Ownership	100.000	Humana Inc.	NO	0
.0119	Humana Inc.	00000	65-1299601				Harden Home Health, LLC	DE	NIA	Harden Healthcare, LLC	Ownership	100.000	Humana Inc.	NO	0
.0119	Humana Inc.	00000	42-1285486				Hawkeye Health Services, Inc.	IA	NIA	Harden Home Health, LLC	Ownership	100.000	Humana Inc.	NO	0
.0119	Humana Inc.	00000	58-1947694				Healthfield Home Health, LLC	GA	NIA	Healthfield, LLC	Ownership	100.000	Humana Inc.	NO	0
.0119	Humana Inc.	00000	27-0131980				Healthfield of Southwest Georgia, LLC	GA	NIA	Healthfield, LLC	Ownership	100.000	Humana Inc.	NO	0
.0119	Humana Inc.	00000	68-0593590				Healthfield of Statesboro, LLC	GA	NIA	Healthfield, LLC	Ownership	100.000	Humana Inc.	NO	0
.0119	Humana Inc.	00000	01-0831798				Healthfield of Tennessee, LLC	GA	NIA	Healthfield, LLC	Ownership	100.000	Humana Inc.	NO	0

STATEMENT AS OF SEPTEMBER 30, 2025 OF THE Cariten Health Plan Inc.

SCHEDULE Y
PART 1A - DETAILS OF INSURANCE HOLDING COMPANY SYSTEM

1	2	3	4	5	6	7	8	9	10	11	12	13	14	15	16
Group Code	Group Name	NAIC Company Code	ID Number	Federal RSSD	CIK	Name of Securities Exchange if Publicly Traded (U.S. or International)	Names of Parent, Subsidiaries Or Affiliates	Domiciliary Location	Relationship to Reporting Entity	Directly Controlled by (Name of Entity/Person)	Type of Control (Ownership, Board, Management, Attorney-in-Fact, Influence, Other)	If Control is Ownership Provide Percentage	Ultimate Controlling Entity(ies)/Person(s)	Is an SCA Filing Required? (Yes/No)	*
.0119	Humana Inc.	00000	36-4425473				Healthfield Operating Group, LLC	DE	NIA	CenterWell Health Services Holding Corp.	Ownership	100.000	Humana Inc.	NO	0
.0119	Humana Inc.	00000	58-1819650				Healthfield, LLC	DE	NIA	Healthfield Operating Group, LLC	Ownership	100.000	Humana Inc.	NO	0
.0119	Humana Inc.	00000	90-0527683				HHS Healthcare Corp.	DE	NIA	Professional Healthcare, LLC	Ownership	100.000	Humana Inc.	NO	0
.0119	Humana Inc.	00000	62-1807084				Home Health Care Affiliates of Central Mississippi, L.L.C.	MS	NIA	CenterWell Certified Healthcare Corp.	Ownership	100.000	Humana Inc.	NO	0
.0119	Humana Inc.	00000	62-1775256				Home Health Care Affiliates of Mississippi, Inc.	MS	NIA	CenterWell Certified Healthcare Corp.	Ownership	100.000	Humana Inc.	NO	0
.0119	Humana Inc.	00000	74-2737989				Home Health Care Affiliates, Inc.	MS	NIA	CenterWell Certified Healthcare Corp.	Ownership	100.000	Humana Inc.	NO	0
.0119	Humana Inc.	00000	56-1556547				Home Health Care of Carteret County, LLC	NC	NIA	Capital Health Management Group, LLC	Ownership	100.000	Humana Inc.	NO	0
.0119	Humana Inc.	00000	75-2374091				Home Health of Rural Texas, Inc.	TX	NIA	Integracare Intermediate Holdings, Inc.	Ownership	100.000	Humana Inc.	NO	0
.0119	Humana Inc.	00000	87-0494759				Home Health Services, Inc.	UT	NIA	HHS Healthcare Corp.	Ownership	100.000	Humana Inc.	NO	0
.0119	Humana Inc.	00000	65-0837269				Homecare Holdings, Inc.	FL	NIA	Senior Home Care, Inc.	Ownership	100.000	Humana Inc.	NO	0
.0119	Humana Inc.	00000	76-0456316				Horizon Health Care Services, Inc.	TX	NIA	Harden Home Health, LLC	Ownership	100.000	Humana Inc.	NO	0
.0119	Humana Inc.	00000	20-8781607				Integracare Holdings, Inc.	DE	NIA	PF Development 9, L.L.C.	Ownership	100.000	Humana Inc.	NO	0
.0119	Humana Inc.	00000	75-2865632				Integracare Home Health Services, Inc.	TX	NIA	Aberdeen Holdings, Inc.	Ownership	100.000	Humana Inc.	NO	0
.0119	Humana Inc.	00000	20-8781715				Integracare Intermediate Holdings, Inc.	DE	NIA	Integracare Holdings, Inc.	Ownership	100.000	Humana Inc.	NO	0
.0119	Humana Inc.	00000	26-2915050				Integracare of Albany, LLC	TX	NIA	Integracare Intermediate Holdings, Inc.	Ownership	100.000	Humana Inc.	NO	0
.0119	Humana Inc.	00000	27-2139332				Integracare of Athens-Home Health, LLC	TX	NIA	Integracare Intermediate Holdings, Inc.	Ownership	100.000	Humana Inc.	NO	0
.0119	Humana Inc.	00000	81-0638801				Integracare of Olney Home Health, LLC	TX	NIA	Integracare Intermediate Holdings, Inc.	Ownership	100.000	Humana Inc.	NO	0
.0119	Humana Inc.	00000	20-8768235				Integracare of Texas, LLC	TX	NIA	Aberdeen Holdings, Inc.	Ownership	100.000	Humana Inc.	NO	0
.0119	Humana Inc.	00000	27-0686207				Integracare of West Texas-Home Health, LLC	TX	NIA	Integracare Intermediate Holdings, Inc.	Ownership	100.000	Humana Inc.	NO	0
.0119	Humana Inc.	00000	27-0686266				Integracare of Wichita Falls, LLC	TX	NIA	Integracare Intermediate Holdings, Inc.	Ownership	100.000	Humana Inc.	NO	0
.0119	Humana Inc.	00000	46-3992741				KAH Development 10, L.L.C.	DE	NIA	CenterWell Health Services, Inc.	Ownership	100.000	Humana Inc.	NO	0
.0119	Humana Inc.	00000	46-4002959				KAH Development 12, L.L.C.	DE	NIA	CenterWell Health Services, Inc.	Ownership	100.000	Humana Inc.	NO	0
.0119	Humana Inc.	00000	46-4025157				KAH Development 14, L.L.C.	DE	NIA	CenterWell Health Services, Inc.	Ownership	100.000	Humana Inc.	NO	0
.0119	Humana Inc.	00000	46-3902994				KAH Development 4, L.L.C.	DE	NIA	CenterWell Health Services, Inc.	Ownership	100.000	Humana Inc.	NO	0
.0119	Humana Inc.	00000	82-3695166				Kentucky Homecare Holdings, Inc.	DE	NIA	Kentucky Homecare Parent Inc.	Ownership	100.000	Humana Inc.	NO	0
.0119	Humana Inc.	00000	82-3986306				Kentucky Homecare Parent Inc.	DE	NIA	Humana Inc.	Ownership	100.000	Humana Inc.	NO	0
.0119	Humana Inc.	00000	26-0717945				CenterWell Home Health Services, LLC	DE	NIA	CenterWell Health Services, Inc.	Ownership	100.000	Humana Inc.	NO	0
.0119	Humana Inc.	00000	26-0717534				KND Development 50, L.L.C.	DE	NIA	CenterWell Health Services, Inc.	Ownership	100.000	Humana Inc.	NO	0
.0119	Humana Inc.	00000	65-0277280				Med. Tech. Services of South Florida, Inc.	FL	NIA	Advanced Oncology Services, Inc.	Ownership	100.000	Humana Inc.	NO	0
.0119	Humana Inc.	00000	65-1033439				Med-Tech Services of Dade, Inc.	FL	NIA	Homecare Holdings, Inc.	Ownership	100.000	Humana Inc.	NO	0
.0119	Humana Inc.	00000	65-0644307				Med-Tech Services of Palm Beach, Inc.	FL	NIA	Advanced Oncology Services, Inc.	Ownership	100.000	Humana Inc.	NO	0
.0119	Humana Inc.	00000	82-0559199				Mid-South Home Health Agency, LLC	AL	NIA	Horizon Health Network LLC	Ownership	100.000	Humana Inc.	NO	0
.0119	Humana Inc.	00000	14-1909499				Mid-South Home Health of Gadsden, LLC	GA	NIA	Healthfield, LLC	Ownership	100.000	Humana Inc.	NO	0
.0119	Humana Inc.	00000	63-0772385				Mid-South Home Health, LLC	DE	NIA	Healthfield, LLC	Ownership	100.000	Humana Inc.	NO	0
.0119	Humana Inc.	00000	65-1285069				Missouri Home Care of Rolla, Inc.	MO	NIA	Harden Home Health, LLC	Ownership	100.000	Humana Inc.	NO	0
.0119	Humana Inc.	00000	55-0633030				Nursing Care-Home Health Agency, Inc.	WV	NIA	First Home Health, Inc.	Ownership	100.000	Humana Inc.	NO	0
.0119	Humana Inc.	00000	75-2284154				Outreach Health Services of North Texas, LLC	TX	NIA	Integracare Intermediate Holdings, Inc.	Ownership	100.000	Humana Inc.	NO	0
.0119	Humana Inc.	00000	26-3106949				PF Development 10, L.L.C.	DE	NIA	CenterWell Health Services, Inc.	Ownership	100.000	Humana Inc.	NO	0
.0119	Humana Inc.	00000	26-3107011				PF Development 15, L.L.C.	DE	NIA	Kindred Hospice Services, L.L.C.	Ownership	100.000	Humana Inc.	NO	0
.0119	Humana Inc.	00000	46-0818835				PF Development 16, L.L.C.	DE	NIA	CenterWell Health Services, Inc.	Ownership	100.000	Humana Inc.	NO	0
.0119	Humana Inc.	00000	46-0860128				PF Development 21, L.L.C.	DE	NIA	CenterWell Health Services, Inc.	Ownership	100.000	Humana Inc.	NO	0
.0119	Humana Inc.	00000	26-0718044				PF Development 5, L.L.C.	DE	NIA	CenterWell Health Services, Inc.	Ownership	100.000	Humana Inc.	NO	0
.0119	Humana Inc.	00000	26-3106911				PF Development 7, L.L.C.	DE	NIA	CenterWell Health Services, Inc.	Ownership	100.000	Humana Inc.	NO	0
.0119	Humana Inc.	00000	26-3106934				PF Development 9, L.L.C.	DE	NIA	CenterWell Health Services, Inc.	Ownership	100.000	Humana Inc.	NO	0
.0119	Humana Inc.	00000	33-1178066				PHC Acquisition Corp.	DE	NIA	CenterWell Certified Healthcare Corp.	Ownership	100.000	Humana Inc.	NO	0

STATEMENT AS OF SEPTEMBER 30, 2025 OF THE Cariten Health Plan Inc.

SCHEDULE Y
PART 1A - DETAILS OF INSURANCE HOLDING COMPANY SYSTEM

1	2	3	4	5	6	7	8	9	10	11	12	13	14	15	16
Group Code	Group Name	NAIC Company Code	ID Number	Federal RSSD	CIK	Name of Securities Exchange if Publicly Traded (U.S. or International)	Names of Parent, Subsidiaries Or Affiliates	Domiciliary Location	Relationship to Reporting Entity	Directly Controlled by (Name of Entity/Person)	Type of Control (Ownership, Board, Management, Attorney-in-Fact, Influence, Other)	If Control is Ownership Provide Percentage	Ultimate Controlling Entity(ies)/Person(s)	Is an SCA Filing Required? (Yes/No)	*
.0119	Humana Inc.	00000	20-5143963				Professional Healthcare at Home, LLC	CA	NIA	99% owned by Professional Healthcare, LLC and 1% owned by PHH Acquisition Corp.	Ownership	100.000	Humana Inc.	NO	0
.0119	Humana Inc.	00000	20-5043143				Professional Healthcare, LLC	DE	NIA	PF Development 10, L.L.C.	Ownership	100.000	Humana Inc.	NO	0
.0119	Humana Inc.	00000	11-2750425				QC-Medi New York, Inc.	NY	NIA	CenterWell Health Services Holding Corp.	Ownership	100.000	Humana Inc.	NO	0
.0119	Humana Inc.	00000	59-3080333				Senior Home Care, Inc.	FL	NIA	SHC Holding, Inc.	Ownership	100.000	Humana Inc.	NO	0
.0119	Humana Inc.	00000	42-1699530				SHC Holding, Inc.	DE	NIA	PF Development 21, L.L.C.	Ownership	100.000	Humana Inc.	NO	0
.0119	Humana Inc.	00000	87-0494757				Southern Nevada Home Health Care, Inc.	NV	NIA	Home Health Services, Inc.	Ownership	100.000	Humana Inc.	NO	0
.0119	Humana Inc.	00000	72-1487473				Synergy Home Care-Acadiana Region, Inc.	LA	NIA	Synergy, Inc.	Ownership	100.000	Humana Inc.	NO	0
.0119	Humana Inc.	00000	20-1376846				Synergy Home Care-Capitol Region, Inc.	LA	NIA	Synergy, Inc.	Ownership	100.000	Humana Inc.	NO	0
.0119	Humana Inc.	00000	36-4516940				Synergy Home Care-Central Region, Inc.	LA	NIA	Synergy, Inc.	Ownership	100.000	Humana Inc.	NO	0
.0119	Humana Inc.	00000	72-1178497				Synergy Home Care-Northeastern Region, Inc.	LA	NIA	Synergy, Inc.	Ownership	100.000	Humana Inc.	NO	0
.0119	Humana Inc.	00000	72-1223659				Synergy Home Care-Northshore Region, Inc.	LA	NIA	Synergy, Inc.	Ownership	100.000	Humana Inc.	NO	0
.0119	Humana Inc.	00000	72-1431394				Synergy Home Care-Northwestern Region, Inc.	LA	NIA	Synergy, Inc.	Ownership	100.000	Humana Inc.	NO	0
.0119	Humana Inc.	00000	72-1429305				Synergy Home Care-Southeastern Region, Inc.	LA	NIA	Synergy, Inc.	Ownership	100.000	Humana Inc.	NO	0
.0119	Humana Inc.	00000	94-3419676				Synergy, Inc.	LA	NIA	SHC Holding, Inc.	Ownership	100.000	Humana Inc.	NO	0
.0119	Humana Inc.	00000	56-1456991				TAR Heel Health Care Services, LLC	NC	NIA	Capital Health Management Group, LLC	Ownership	100.000	Humana Inc.	NO	0
.0119	Humana Inc.	00000	68-0593592				Total Care Home Health of Louisburg, LLC	GA	NIA	Healthfield, LLC	Ownership	100.000	Humana Inc.	NO	0
.0119	Humana Inc.	00000	20-0091435				Total Care Home Health of North Carolina, LLC	GA	NIA	Healthfield, LLC	Ownership	100.000	Humana Inc.	NO	0
.0119	Humana Inc.	00000	20-0091422				Total Care Home Health of South Carolina, LLC	GA	NIA	Healthfield, LLC	Ownership	100.000	Humana Inc.	NO	0
.0119	Humana Inc.	00000	62-1669388				Van Winkle Home Health Care, Inc.	MS	NIA	Home Health Care Affiliates, Inc.	Ownership	100.000	Humana Inc.	NO	0
.0119	Humana Inc.	00000	75-1995143				Vernon Home Health Care Agency, LLC	TX	NIA	Integracare Intermediate Holdings, Inc.	Ownership	100.000	Humana Inc.	NO	0
.0119	Humana Inc.	00000	26-1501792				Voyager Home Health, Inc.	DE	NIA	Voyager Hospicecare, Inc.	Ownership	100.000	Humana Inc.	NO	0
.0119	Humana Inc.	00000	20-1173787				Voyager Hospicecare, Inc.	DE	NIA	Harden Home Health, LLC	Ownership	100.000	Humana Inc.	NO	0
.0119	Humana Inc.	00000	46-2300938				Wake Forest Baptist Health Care at Home, LLC	NC	NIA	60% owned by Total Care Home Health of North Carolina, LLC and 40% owned by Wake Forest University Baptist Medical Center	Ownership	100.000	Humana Inc.	NO	0
.0119	Humana Inc.	00000	84-3700467				Elite Health Medical Centers, LLC	FL	NIA	Echo Primary Care Holdings, LLC	Ownership	100.000	Humana Inc.	NO	0
.0119	Humana Inc.	00000	26-3715136				Elite Health Primary Care, LLC	FL	NIA	Echo Primary Care Holdings, LLC	Ownership	100.000	Humana Inc.	NO	0
.0119	Humana Inc.	00000	65-0270114				South Florida Cardiology Associates, LLC	FL	NIA	Echo Primary Care Holdings, LLC	Ownership	100.000	Humana Inc.	NO	0
.0119	Humana Inc.	00000	47-2446186				Truethore BPO, LLC	FL	NIA	Echo Primary Care Holdings, LLC	Ownership	100.000	Humana Inc.	NO	0
.0119	Humana Inc.	00000					Truethore S.R. L.	DOM	NIA	Echo Primary Care Holdings II, LLC - 99% Primary Care Holdings I, LLC - 1%	Ownership	100.000	Humana Inc.	NO	0
.0119	Humana Inc.	00000	84-5171456				CenterWell Accountable Care, LLC	FL	NIA	Humana Real Estate Company	Ownership	100.000	Humana Inc.	NO	0
.0119	Humana Inc.	00000	45-4020797				Amicus Medical Center LLC	FL	NIA	Humana Real Estate Company	Ownership	100.000	Humana Inc.	NO	0
.0119	Humana Inc.	00000	27-3974953				Amicus Medical Group, Inc.	FL	NIA	Humana Real Estate Company	Ownership	100.000	Humana Inc.	NO	0
.0119	Humana Inc.	00000	27-1085323				Amicus Medical Services Organization, LLC	FL	NIA	Humana Real Estate Company	Ownership	100.000	Humana Inc.	NO	0
.0119	Humana Inc.	00000	88-3465849				Innovative Financial Group Holdings, LLC	NC	NIA	Humana MarketPOINT, Inc.	Ownership	100.000	Humana Inc.	NO	0
.0119	Humana Inc.	00000	83-2232570				Innovative Financial Partners, LLC	NC	NIA	Innovative Financial Group Holdings, LLC	Ownership	100.000	Humana Inc.	NO	0
.0119	Humana Inc.	00000	84-5189010				Medicare Planning of America LLC	NC	NIA	Innovative Financial Group Holdings, LLC	Ownership	100.000	Humana Inc.	NO	0
.0119	Humana Inc.	00000	47-4085710				Rees Financial LLC	NC	NIA	Innovative Financial Group Holdings, LLC	Ownership	100.000	Humana Inc.	NO	0
.0119	Humana Inc.	00000	84-2258899				The Lead Store LLC	NC	NIA	Innovative Financial Group Holdings, LLC	Ownership	100.000	Humana Inc.	NO	0
.0119	Humana Inc.	00000	82-4202700				Versa Management LLC	NC	NIA	Innovative Financial Group Holdings, LLC	Ownership	100.000	Humana Inc.	NO	0
.0119	Humana Inc.	00000	86-2731153				Prime West JV Holdings, LLC	DE	NIA	Humana Innovation Enterprises, Inc.	Ownership	100.000	Humana Inc.	NO	0
.0119	Humana Inc.	00000	84-4307723				CenterWell IPA Solutions, LLC	MI	NIA	Prime West JV Holdings, LLC	Ownership	100.000	Humana Inc.	NO	0
.0119	Humana Inc.	00000	82-1676284				Prime Accountable Care West, LLC	MI	NIA	CenterWell IPA Solutions, LLC	Ownership	100.000	Humana Inc.	NO	0
.0119	Humana Inc.	00000	03-0523544				A and A Homecare, Inc	FL	NIA	Vitality Home Care, Inc	Ownership	100.000	Humana Inc.	NO	0
.0119	Humana Inc.	00000	45-2401497				All About Home Care Management, LLC	FL	NIA	Vitality Home Care, Inc	Ownership	100.000	Humana Inc.	NO	0
.0119	Humana Inc.	00000	11-3836040				Altercare of Palm Beach County, LLC	FL	NIA	Vitality Home Care, Inc	Ownership	100.000	Humana Inc.	NO	0

STATEMENT AS OF SEPTEMBER 30, 2025 OF THE Cariten Health Plan Inc.

SCHEDULE Y
PART 1A - DETAILS OF INSURANCE HOLDING COMPANY SYSTEM

1	2	3	4	5	6	7	8	9	10	11	12	13	14	15	16
Group Code	Group Name	NAIC Company Code	ID Number	Federal RSSD	CIK	Name of Securities Exchange if Publicly Traded (U.S. or International)	Names of Parent, Subsidiaries Or Affiliates	Domiciliary Location	Relationship to Reporting Entity	Directly Controlled by (Name of Entity/Person)	Type of Control (Ownership, Board, Management, Attorney-in-Fact, Influence, Other)	If Control is Ownership Provide Percentage	Ultimate Controlling Entity(ies)/Person(s)	Is an SCA Filing Required? (Yes/No)	*
.0119	Humana Inc.	00000	20-0110337				Altercare, LLC	FL	NIA	Vitality Home Care, Inc	Ownership	100.000	Humana Inc.	NO	0
.0119	Humana Inc.	00000	20-7287186				Balanced Home Healthcare, Inc.	FL	NIA	Vitality Home Care, Inc	Ownership	100.000	Humana Inc.	NO	0
.0119	Humana Inc.	00000	20-1903568				Bridges Home Health, Inc.	FL	NIA	Vitality Home Care, Inc	Ownership	100.000	Humana Inc.	NO	0
.0119	Humana Inc.	00000	46-3433197				Medstar Home Health, LLC	FL	NIA	Trident Home Health, LLC	Ownership	100.000	Humana Inc.	NO	0
.0119	Humana Inc.	00000	20-5123865				M-SAC, Inc.	FL	NIA	Vitality Home Care, Inc	Ownership	100.000	Humana Inc.	NO	0
.0119	Humana Inc.	00000	45-2823888				Quality Living Home Health Care, LLC	FL	NIA	Vitality Home Care, Inc	Ownership	100.000	Humana Inc.	NO	0
.0119	Humana Inc.	00000	35-2486995				Trident Home Health, LLC	FL	NIA	Vitality Home Care, Inc	Ownership	100.000	Humana Inc.	NO	0
.0119	Humana Inc.	00000	81-4466479				Trilogy Home Health Care SW FL, Inc	DE	NIA	Vitality Home Care, Inc	Ownership	100.000	Humana Inc.	NO	0
.0119	Humana Inc.	00000	81-2022629				Vitality HHS Holdings, Inc	DE	NIA	CenterWell Health Services (USA), LLC	Ownership	100.000	Humana Inc.	NO	0
.0119	Humana Inc.	00000	81-2019673				Vitality Home Care, Inc	DE	NIA	Vitality HHS Holdings, Inc	Ownership	100.000	Humana Inc.	NO	0
.0119	Humana Inc.	00000	82-3311429				Conviva Physician Group, LLC	FL	NIA	Conviva Care Solutions, LLC	Ownership	100.000	Humana Inc.	NO	0
.0119	Humana Inc.	00000	33-2663918				Humana Care Holdings, Inc.	DE	NIA	Humana Inc.	Ownership	100.000	Humana Inc.	NO	0
.0119	Humana Inc.	00000	33-2731074				Care Solutions ACO, LLC	DE	NIA	Humana Care Holdings, Inc.	Ownership	100.000	Humana Inc.	NO	0
.0119	Humana Inc.	00000	33-2023109				Humana Life Insurance Company of New York, Inc.	NY	IA	Humana Inc.	Ownership	100.000	Humana Inc.	NO	0
.0119	Humana Inc.	00000	33-3124105				CenterWell Therapy Services, LLC	DE	NIA	CenterWell Health Services, Inc.	Ownership	100.000	Humana Inc.	NO	0
.0119	Humana Inc.	00000	39-2720728				CenterWell Senior Primary Care (Vitality), Inc.	FL	NIA	CenterWell Senior Primary Care (FL), Inc.	Ownership	100.000	Humana Inc.	NO	0
.0119	Humana Inc.	00000	33-2015136				Prime Healthcare Home Care Holdings, LLC	DE	NIA	CenterWell Health Services (USA), LLC	Ownership	100.000	Humana Inc.	NO	0
.0119	Humana Inc.	00000	33-2315131				Prime Healthcare Home Care and Hospice, LLC	DE	NIA	Prime Healthcare Home Care Holdings, LLC	Ownership	100.000	Humana Inc.	NO	0

Asterisk	Explanation
0000001	Humana Inc., a Delaware corporation and ultimate parent company in the holding company system, is a publicly traded company on the New York Stock Exchange and ownership fluctuates daily.

SUPPLEMENTAL EXHIBITS AND SCHEDULES INTERROGATORIES

The following supplemental reports are required to be filed as part of your statement filing. However, in the event that your company does not transact the type of business for which the special report must be filed, your response of NO to the specific interrogatory will be accepted in lieu of filing a "NONE" report and a bar code will be printed below. If the supplement is required of your company but is not being filed for whatever reason enter SEE EXPLANATION and provide an explanation following the interrogatory questions.

	Response
1. Will the Medicare Part D Coverage Supplement be filed with the state of domicile and the NAIC with this statement?	NO

AUGUST FILING

2. Will the regulator-only (non-public) Communication of Internal Control Related Matters Noted in Audit be filed with the state of domicile and electronically with the NAIC (as a regulator-only non-public document) by August 1? The response for 1st and 3rd quarters should be N/A. A NO response resulting with a bar code is only appropriate in the 2nd quarter.	N/A
--	-----

Explanation:

1. This type of business is not written.

Bar Code:

1. Medicare Part D Coverage Supplement [Document Identifier 365]



OVERFLOW PAGE FOR WRITE-INS

NONE

SCHEDULE A - VERIFICATION

Real Estate

	1 Year to Date	2 Prior Year Ended December 31
1. Book/adjusted carrying value, December 31 of prior year		
2. Cost of acquired:		
2.1 Actual cost at time of acquisition		
2.2 Additional investment made after acquisition		
3. Current year change in encumbrances		
4. Total gain (loss) on disposals		
5. Deduct amounts received on disposals		
6. Total foreign exchange change in book/adjusted carrying value		
7. Deduct current year's other than temporary impairment recognized		
8. Deduct current year's depreciation		
9. Book/adjusted carrying value at the end of current period (Lines 1+2+3+4-5+6-7-8)		
10. Deduct total nonadmitted amounts		
11. Statement value at end of current period (Line 9 minus Line 10)		

NONE

SCHEDULE B - VERIFICATION

Mortgage Loans

	1 Year to Date	2 Prior Year Ended December 31
1. Book value/recorded investment excluding accrued interest, December 31 of prior year		
2. Cost of acquired:		
2.1 Actual cost at time of acquisition		
2.2 Additional investment made after acquisition		
3. Capitalized deferred interest and other		
4. Accrual of discount		
5. Unrealized valuation increase/(decrease)		
6. Total gain (loss) on disposals		
7. Deduct amounts received on disposals		
8. Deduct amortization of premium and mortgage interest paid and unamortized fees		
9. Total foreign exchange change in book value/recorded investment excluding accrued interest		
10. Deduct current year's other than temporary impairment recognized		
11. Book value/recorded investment excluding accrued interest at end of current period (Lines 1+2+3+4+5+6-7-8+9-10)		
12. Total valuation allowance		
13. Subtotal (Line 11 plus Line 12)		
14. Deduct total nonadmitted amounts		
15. Statement value at end of current period (Line 13 minus Line 14)		

NONE

SCHEDULE BA - VERIFICATION

Other Long-Term Invested Assets

	1 Year to Date	2 Prior Year Ended December 31
1. Book/adjusted carrying value, December 31 of prior year		
2. Cost of acquired:		
2.1 Actual cost at time of acquisition		
2.2 Additional investment made after acquisition		
3. Capitalized deferred interest and other		
4. Accrual of discount		
5. Unrealized valuation increase/(decrease)		
6. Total gain (loss) on disposals		
7. Deduct amounts received on disposals		
8. Deduct amortization of premium, depreciation and proportional amortization		
9. Total foreign exchange change in book/adjusted carrying value		
10. Deduct current year's other than temporary impairment recognized		
11. Book/adjusted carrying value at end of current period (Lines 1+2+3+4+5+6-7-8+9-10)		
12. Deduct total nonadmitted amounts		
13. Statement value at end of current period (Line 11 minus Line 12)		

NONE

SCHEDULE D - VERIFICATION

Bonds and Stocks

	1 Year to Date	2 Prior Year Ended December 31
1. Book/adjusted carrying value of bonds and stocks, December 31 of prior year	463,153,348	406,973,291
2. Cost of bonds and stocks acquired	185,266,547	143,262,187
3. Accrual of discount	293,727	400,240
4. Unrealized valuation increase/(decrease)	138,950	341,064
5. Total gain (loss) on disposals	1,873,447	333,611
6. Deduct consideration for bonds and stocks disposed of	214,609,022	86,604,047
7. Deduct amortization of premium	788,212	1,552,997
8. Total foreign exchange change in book/adjusted carrying value	0	0
9. Deduct current year's other than temporary impairment recognized	0	0
10. Total investment income recognized as a result of prepayment penalties and/or acceleration fees	0	0
11. Book/adjusted carrying value at end of current period (Lines 1+2+3+4+5-6-7+8-9+10)	435,328,785	463,153,348
12. Deduct total nonadmitted amounts	0	0
13. Statement value at end of current period (Line 11 minus Line 12)	435,328,785	463,153,348

STATEMENT AS OF SEPTEMBER 30, 2025 OF THE Cariten Health Plan Inc.

SCHEDULE D - PART 1B

Showing the Acquisitions, Dispositions and Non-Trading Activity
During the Current Quarter for all Bonds and Preferred Stock by NAIC Designation

NAIC Designation	1 Book/Adjusted Carrying Value Beginning of Current Quarter	2 Acquisitions During Current Quarter	3 Dispositions During Current Quarter	4 Non-Trading Activity During Current Quarter	5 Book/Adjusted Carrying Value End of First Quarter	6 Book/Adjusted Carrying Value End of Second Quarter	7 Book/Adjusted Carrying Value End of Third Quarter	8 Book/Adjusted Carrying Value December 31 Prior Year
ISSUER CREDIT OBLIGATIONS (ICO)								
1. NAIC 1 (a)	156,172,487	2,257,293,960	2,230,305,817	1,249,110	215,569,659	156,172,487	184,409,741	185,465,589
2. NAIC 2 (a)	117,291,328	449,285,394	424,342,493	616,465	121,257,501	117,291,328	142,850,694	140,328,642
3. NAIC 3 (a)	5,775,360	0	846,000	47,917	6,095,612	5,775,360	4,977,276	6,163,383
4. NAIC 4 (a)	141,075	0	0	785	405,686	141,075	141,860	293,108
5. NAIC 5 (a)	890,576	0	0	(46,645)	635,938	890,576	843,931	761,405
6. NAIC 6 (a)	0	0	0	0	0	0	0	0
7. Total ICO	280,270,826	2,706,579,354	2,655,494,310	1,867,632	343,964,396	280,270,826	333,223,503	333,012,127
ASSET-BACKED SECURITIES (ABS)								
8. NAIC 1	153,227,071	71,821,221	67,879,422	(285,949)	174,388,055	153,227,071	156,882,921	182,060,999
9. NAIC 2	0	0	0	0	0	0	0	0
10. NAIC 3	0	0	0	150,314	0	0	150,314	0
11. NAIC 4	0	0	0	0	0	0	0	0
12. NAIC 5	0	0	0	0	0	0	0	0
13. NAIC 6	0	0	0	0	0	0	0	0
14. Total ABS	153,227,071	71,821,221	67,879,422	(135,634)	174,388,055	153,227,071	157,033,235	182,060,999
PREFERRED STOCK								
15. NAIC 1	0	0	0	0	0	0	0	0
16. NAIC 2	0	0	0	0	0	0	0	0
17. NAIC 3	0	0	0	0	0	0	0	0
18. NAIC 4	0	0	0	0	0	0	0	0
19. NAIC 5	0	0	0	0	0	0	0	0
20. NAIC 6	0	0	0	0	0	0	0	0
21. Total Preferred Stock	0	0	0	0	0	0	0	0
22. Total ICO, ABS & Preferred Stock	433,497,896	2,778,400,575	2,723,373,732	1,731,998	518,352,451	433,497,896	490,256,738	515,073,126

(a) Book/Adjusted Carrying Value column for the end of the current reporting period includes the following amount of short-term and cash equivalent bonds by NAIC designation:

NAIC 1 \$ 13,983,077 ; NAIC 2 \$ 40,944,876 ; NAIC 3 \$ 0 ; NAIC 4 \$ 0 ; NAIC 5 \$ 0 ; NAIC 6 \$ 0

S102

Schedule DA - Part 1 - Short-Term Investments

N O N E

Schedule DA - Verification - Short-Term Investments

N O N E

Schedule DB - Part A - Verification - Options, Caps, Floors, Collars, Swaps and Forwards

N O N E

Schedule DB - Part B - Verification - Futures Contracts

N O N E

Schedule DB - Part C - Section 1 - Replication (Synthetic Asset) Transactions (RSATs) Open

N O N E

Schedule DB-Part C-Section 2-Reconciliation of Replication (Synthetic Asset) Transactions Open

N O N E

Schedule DB - Verification - Book/Adjusted Carrying Value, Fair Value and Potential Exposure of
Derivatives

N O N E

SCHEDULE E - PART 2 - VERIFICATION

(Cash Equivalents)

	1	2
	Year To Date	Prior Year Ended December 31
1. Book/adjusted carrying value, December 31 of prior year	57,372,038	137,723,985
2. Cost of cash equivalents acquired	7,669,390,485	13,211,389,100
3. Accrual of discount	5,444,536	12,606,965
4. Unrealized valuation increase/(decrease)	0	0
5. Total gain (loss) on disposals	16,485	593
6. Deduct consideration received on disposals	7,671,886,690	13,304,348,605
7. Deduct amortization of premium	0	0
8. Total foreign exchange change in book/adjusted carrying value	0	0
9. Deduct current year's other than temporary impairment recognized	0	0
10. Book/adjusted carrying value at end of current period (Lines 1+2+3+4+5-6-7+8-9)	60,336,854	57,372,038
11. Deduct total nonadmitted amounts	0	0
12. Statement value at end of current period (Line 10 minus Line 11)	60,336,854	57,372,038

Schedule A - Part 2 - Real Estate Acquired and Additions Made

N O N E

Schedule A - Part 3 - Real Estate Disposed

N O N E

Schedule B - Part 2 - Mortgage Loans Acquired and Additions Made

N O N E

Schedule B - Part 3 - Mortgage Loans Disposed, Transferred or Repaid

N O N E

Schedule BA - Part 2 - Other Long-Term Invested Assets Acquired and Additions Made

N O N E

Schedule BA - Part 3 - Other Long-Term Invested Assets Disposed, Transferred or Repaid

N O N E

STATEMENT AS OF SEPTEMBER 30, 2025 OF THE Cariten Health Plan Inc.

SCHEDULE D - PART 3

Show All Long-Term Bonds and Stock Acquired During the Current Quarter

1	2	3	4	5	6	7	8	9
CUSIP Identification	Description	Date Acquired	Name of Vendor	Number of Shares of Stock	Actual Cost	Par Value	Paid for Accrued Interest and Dividends	NAIC Designation, NAIC Designation Modifier and SVO Administrative Symbol
912810-UM-8	UNITED STATES TREASURY	09/11/2025	CITADEL SECURITIES LLC		9,821,589	9,669,000	34,945	1.A
912820-EN-7	UNITED STATES TREASURY	08/28/2025	CITADEL SECURITIES LLC		2,883,284	2,928,000	26,475	1.A
912820-MG-3	UNITED STATES TREASURY	09/23/2025	Wells		307,148	300,000	1,906	1.A
912820-NL-1	UNITED STATES TREASURY	07/18/2025	BNP PARIBAS SECURITIES BOND		4,989,657	5,000,000	10,700	1.A
0019999999 Subtotal - Issuer Credit Obligations - U.S. Government Obligations (Exempt from RBC)					18,001,678	17,897,000	74,026	XXX
00206R-CP-5	AT&T INC	09/26/2025	GOLDMAN		294,611	306,000	5,126	2.B FE
00206R-MM-1	AT&T INC	09/26/2025	GOLDMAN		212,568	250,000	2,090	2.B FE
015271-AY-5	ALEXANDRIA REAL ESTATE EQUITIES INC	09/26/2025	GOLDMAN		497,480	576,000	661	2.A FE
015271-BC-2	ALEXANDRIA REAL ESTATE EQUITIES INC	09/26/2025	GOLDMAN		192,841	192,000	3,752	2.A FE
01626P-AX-4	ALIMENTATION COUCHE-TARD INC	09/29/2025	Amherst Pierpont Securities		340,486	340,000	48	2.A FE
02665W-DT-5	AMERICAN HONDA FINANCE CORP	09/26/2025	GOLDMAN		335,485	384,000	1,459	1.G FE
02665W-GD-7	AMERICAN HONDA FINANCE CORP	07/08/2025	US BANCORP INVESTMENTS INC		1,999,880	2,000,000	0	1.G FE
02665W-GK-1	AMERICAN HONDA FINANCE CORP	09/26/2025	GOLDMAN		462,037	461,000	1,361	1.G FE
02665W-GL-9	AMERICAN HONDA FINANCE CORP	09/26/2025	GOLDMAN		384,338	384,000	1,200	1.G FE
03027X-BS-8	AMERICAN TOWER CORP	09/26/2025	GOLDMAN		237,559	269,000	241	2.A FE
03027X-CP-3	AMERICAN TOWER CORP	09/29/2025	Various		744,902	724,000	1,557	2.A FE
03040W-BF-1	AMERICAN WATER CAPITAL CORP	09/26/2025	GOLDMAN		707,209	690,000	2,818	2.A FE
04316J-AA-7	ARTHUR J. GALLAGHER & CO.	09/26/2025	GOLDMAN		271,826	306,000	2,856	2.B FE
04316J-AM-1	ARTHUR J. GALLAGHER & CO.	09/26/2025	GOLDMAN		469,154	460,000	2,811	2.B FE
04316J-AN-9	ARTHUR J. GALLAGHER & CO.	09/26/2025	GOLDMAN		222,189	220,000	1,385	2.B FE
052769-AJ-5	AUTODESK INC	09/29/2025	Bank of America Securities		246,960	240,000	4,028	2.A FE
059165-EG-0	BALTIMORE GAS AND ELECTRIC CO	09/26/2025	GOLDMAN		128,115	115,000	3,611	1.G FE
059165-ER-7	BALTIMORE GAS AND ELECTRIC CO	09/26/2025	GOLDMAN		199,557	192,000	3,335	1.G FE
06051G-LU-1	BANK OF AMERICA CORP	09/26/2025	GOLDMAN		656,339	613,000	1,400	1.E FE
06051G-MM-8	BANK OF AMERICA CORP	09/26/2025	GOLDMAN		639,083	613,000	6,100	1.E FE
06051G-MN-6	BANK OF AMERICA CORP	09/26/2025	GOLDMAN		797,988	766,000	16,277	1.E FE
06406R-BW-6	BANK OF NEW YORK MELLON CORP	09/29/2025	BNP PARIBAS SECURITIES BOND		268,573	260,000	600	1.D FE
075887-CP-2	BECTON DICKINSON AND CO	09/26/2025	GOLDMAN		331,207	337,000	1,489	2.B FE
103730-BV-1	BP CAPITAL MARKETS AMERICA INC	09/26/2025	GOLDMAN		339,217	334,000	817	1.E FE
11135F-BP-5	BROADCOM INC	09/26/2025	GOLDMAN		555,862	644,000	7,520	1.G FE
120568-BR-0	BUNGE FINANCE LTD CORP	09/26/2025	GOLDMAN		222,526	220,000	1,731	2.A FE
15189X-BH-0	CENTERPOINT ENERGY HOUSTON ELECTRIC LLC	08/04/2025	BANKERS TR CO/PNC BK NA SECS		388,534	390,000	0	1.F FE
172967-NN-7	CITIGROUP INC	09/11/2025	JPMORGAN VPR FTP		612,474	640,000	11,776	1.G FE
20030N-BM-2	COMCAST CORP	09/26/2025	GOLDMAN		587,620	615,000	3,157	1.G FE
20030N-BP-5	COMCAST CORP	09/26/2025	GOLDMAN		516,469	538,000	2,893	1.G FE
225401-BM-9	UBS GROUP AG	09/18/2025	UBS SECURITIES LLC		1,135,000	1,135,000	0	1.F FE
22966R-AJ-5	CUBESMART LP	09/26/2025	GOLDMAN		220,753	250,000	764	2.B FE
22966R-AK-2	CUBESMART LP	08/11/2025	WELLS FARGO SECURITIES		251,573	255,000	0	2.B FE
24422E-VS-5	JOHN DEERE CAPITAL CORP	09/26/2025	GOLDMAN		307,476	346,000	1,961	1.E FE
24422E-XU-8	JOHN DEERE CAPITAL CORP	09/26/2025	GOLDMAN		356,795	346,000	5,193	1.E FE
24422E-YF-0	JOHN DEERE CAPITAL CORP	07/21/2025	JP MORGAN SECS INC. - FIXED INCOME		574,448	575,000	0	1.E FE
26442C-BQ-6	DUKE ENERGY CAROLINAS LLC	09/26/2025	GOLDMAN		198,743	192,000	392	1.F FE
26442U-AQ-7	DUKE ENERGY PROGRESS LLC	09/26/2025	GOLDMAN		199,607	192,000	392	1.F FE
26442U-AS-3	DUKE ENERGY PROGRESS LLC	09/26/2025	GOLDMAN		315,765	307,000	609	1.F FE
26442U-AU-8	DUKE ENERGY PROGRESS LLC	09/26/2025	GOLDMAN		390,524	384,000	754	1.F FE
26884A-BP-7	ERP OPERATING LP	09/29/2025	WELLS FARGO SECURITIES		237,554	240,000	465	1.G FE
26884T-AW-2	ERAC USA FINANCE LLC	09/26/2025	GOLDMAN		430,656	423,000	8,521	1.G FE
26884T-AZ-5	ERAC USA FINANCE LLC	09/26/2025	GOLDMAN		397,175	384,000	8,265	1.G FE
277432-AY-6	EASTMAN CHEMICAL CO	09/26/2025	GOLDMAN		316,397	307,000	1,871	2.B FE
277432-AZ-3	EASTMAN CHEMICAL CO	09/26/2025	GOLDMAN		117,165	115,000	926	2.B FE
278062-AD-6	EATON CORP	09/26/2025	GOLDMAN		112,599	115,000	1,878	1.G FE
29273V-AY-6	ENERGY TRANSFER LP	09/26/2025	GOLDMAN		473,110	461,000	9,523	2.B FE
29273V-BE-9	ENERGY TRANSFER LP	09/26/2025	Various		1,358,193	1,311,000	40,265	2.B FE
29444U-BS-4	EQUINIX INC	09/26/2025	GOLDMAN		311,788	346,000	3,220	2.B FE
29444U-BU-9	EQUINIX INC	09/26/2025	GOLDMAN		332,011	346,000	6,147	2.B FE
30225V-AS-6	EXTRA SPACE STORAGE LP	09/26/2025	GOLDMAN		237,690	231,000	2,010	2.B FE

E04

STATEMENT AS OF SEPTEMBER 30, 2025 OF THE Cariten Health Plan Inc.

SCHEDULE D - PART 3

Show All Long-Term Bonds and Stock Acquired During the Current Quarter

1	2	3	4	5	6	7	8	9
CUSIP Identification	Description	Date Acquired	Name of Vendor	Number of Shares of Stock	Actual Cost	Par Value	Paid for Accrued Interest and Dividends	NAIC Designation, NAIC Designation Modifier and SVO Administrative Symbol
30225V-AU-1	EXTRA SPACE STORAGE LP	09/26/2025	GOLDMAN		196,222	192,000	2,995	2.B FE
30225V-AV-9	EXTRA SPACE STORAGE LP	08/06/2025	JP MORGAN SECS INC. - FIXED INCOME		224,413	225,000	0	2.B FE
337738-BE-7	FISERV INC	09/26/2025	GOLDMAN		282,041	269,000	1,130	2.B FE
337738-BL-1	FISERV INC	09/26/2025	GOLDMAN		198,422	192,000	407	2.B FE
337738-BO-0	FISERV INC	09/26/2025	GOLDMAN		387,817	384,000	2,688	2.B FE
36164Q-NA-2	GE CAPITAL INTERNATIONAL FUNDING COMPANY	09/26/2025	GOLDMAN		430,566	440,000	7,236	1.G FE
369604-BZ-5	GENERAL ELECTRIC CO	07/22/2025	MORGAN STANLEY CO		239,520	240,000	0	1.G FE
37045X-EV-4	GENERAL MOTORS FINANCIAL COMPANY INC	09/26/2025	GOLDMAN		119,576	115,000	3,326	2.B FE
37045X-FC-5	GENERAL MOTORS FINANCIAL COMPANY INC	09/26/2025	GOLDMAN		238,112	231,000	3,104	2.B FE
38141G-YN-8	GOLDMAN SACHS GROUP INC	09/26/2025	GOLDMAN		311,026	346,000	4,024	2.A FE
38141G-ZM-9	GOLDMAN SACHS GROUP INC	09/26/2025	GOLDMAN		281,626	307,000	926	2.A FE
404119-CC-1	HCA INC	09/26/2025	GOLDMAN		170,323	192,000	937	2.C FE
404119-CK-3	HCA INC	09/26/2025	GOLDMAN		216,821	231,000	326	2.C FE
42250G-AA-1	HEALTHPEAK OP LLC	09/11/2025	BNY/SUNTRUST CAPITAL MARKETS		878,951	850,000	3,427	2.A FE
42250G-AB-9	HEALTHPEAK OP LLC	09/26/2025	GOLDMAN		381,612	384,000	2,280	2.A FE
45687V-AF-3	INGERSOLL RAND INC	09/29/2025	JP MORGAN SECS INC. - FIXED INCOME		250,915	240,000	3,815	2.B FE
459200-LJ-8	INTERNATIONAL BUSINESS MACHINES CORP	09/29/2025	Various		758,749	739,000	5,287	1.G FE
46647P-BL-9	JPMORGAN CHASE & CO	09/26/2025	GOLDMAN		177,878	192,000	2,112	1.E FE
46647P-CR-5	JPMORGAN CHASE & CO	09/26/2025	GOLDMAN		240,919	269,000	2,681	1.E FE
46647P-CU-8	JPMORGAN CHASE & CO	09/26/2025	GOLDMAN		175,576	192,000	1,011	1.E FE
48251W-AB-0	KKR & CO INC	08/04/2025	MORGAN STANLEY CO		708,239	710,000	0	1.F FE
49456B-AG-6	KINDER MORGAN INC	09/26/2025	GOLDMAN		235,571	231,000	4,013	2.B FE
50077L-AL-0	KRAFT HEINZ FOODS CO	09/11/2025	GOLDMAN		854,888	850,000	6,729	2.B FE
50077L-BN-5	KRAFT HEINZ FOODS CO	09/26/2025	GOLDMAN		444,809	435,000	914	2.B FE
571676-AV-7	MARS INC	09/26/2025	GOLDMAN		193,091	192,000	4,028	1.F FE
571676-AZ-8	MARS INC	09/26/2025	GOLDMAN		275,147	269,000	1,046	1.F FE
571748-CC-4	MARSH & MCLENNAN COMPANIES INC	09/29/2025	HSBC SECURITIES INC.		431,005	425,000	885	1.G FE
59156R-AM-0	METLIFE INC	09/29/2025	MORGAN STANLEY CO		321,816	300,000	4,988	1.G FE
59523U-AR-8	MID-AMERICA APARTMENTS LP	09/26/2025	GOLDMAN		217,094	231,000	247	1.G FE
59523U-AW-7	MID-AMERICA APARTMENTS LP	09/26/2025	GOLDMAN		319,704	307,000	1,989	1.G FE
606822-CD-4	MIITSUBISHI UFJ FINANCIAL GROUP INC	09/26/2025	GOLDMAN		336,768	372,000	2,063	1.G FE
606822-DF-8	MIITSUBISHI UFJ FINANCIAL GROUP INC	09/26/2025	GOLDMAN		387,114	372,000	9,083	1.G FE
61747Y-ED-3	MORGAN STANLEY	09/26/2025	GOLDMAN		339,003	384,000	1,624	1.E FE
61747Y-EL-5	MORGAN STANLEY	09/26/2025	GOLDMAN		348,925	384,000	2,135	1.E FE
61747Y-FL-4	MORGAN STANLEY	09/26/2025	GOLDMAN		240,360	231,000	2,490	1.E FE
61747Y-FT-7	MORGAN STANLEY	09/26/2025	GOLDMAN		238,242	231,000	2,390	1.E FE
639057-AN-8	NATWEST GROUP PLC	09/26/2025	GOLDMAN		514,098	488,000	2,193	1.G FE
639057-AV-0	NATWEST GROUP PLC	09/26/2025	GOLDMAN		450,802	440,000	7,877	1.G FE
64952W-EZ-2	NEW YORK LIFE GLOBAL FUNDING	09/26/2025	GOLDMAN		458,868	460,000	3,546	1.B FE
64952W-FM-0	NEW YORK LIFE GLOBAL FUNDING	09/26/2025	GOLDMAN		478,690	460,000	4,512	1.B FE
65339K-BZ-2	NEXTERA ENERGY CAPITAL HOLDINGS INC	09/26/2025	GOLDMAN		543,660	615,000	3,085	2.A FE
65339K-DK-3	NEXTERA ENERGY CAPITAL HOLDINGS INC	09/26/2025	GOLDMAN		317,809	306,000	631	2.A FE
65339K-DL-1	NEXTERA ENERGY CAPITAL HOLDINGS INC	09/11/2025	BNY/SUNTRUST CAPITAL MARKETS		889,687	850,000	28,052	2.A FE
65473P-AX-3	NISOURCE INC	09/26/2025	GOLDMAN		443,678	435,000	5,947	2.B FE
666807-CL-4	NORTHROP GRUMMAN CORP	09/26/2025	GOLDMAN		583,776	576,000	9,251	2.A FE
666807-CP-5	NORTHROP GRUMMAN CORP	09/26/2025	GOLDMAN		397,160	384,000	6,720	2.A FE
677415-CT-6	OHIO POWER CO	09/26/2025	GOLDMAN		165,905	192,000	641	2.A FE
68389X-BH-7	ORACLE CORP	09/26/2025	GOLDMAN		341,545	384,000	3,039	2.B FE
68389X-DA-0	ORACLE CORP	09/26/2025	GOLDMAN		384,633	384,000	3,285	2.B FE
701094-AN-4	PARKER-HANNIFIN CORP	09/26/2025	GOLDMAN		297,815	307,000	2,910	2.A FE
701094-AS-3	PARKER-HANNIFIN CORP	09/26/2025	GOLDMAN		310,923	307,000	537	2.A FE
70450Y-AT-0	PAYPAL HOLDINGS INC	09/29/2025	GOLDMAN		819,672	800,000	23,120	1.G FE
71344B-GC-6	PEPSICO INC	09/26/2025	GOLDMAN		526,763	515,000	3,719	1.E FE
71344B-GK-8	PEPSICO INC	07/21/2025	JP MORGAN SECS INC. - FIXED INCOME		469,925	470,000	0	1.E FE
74153H-CX-5	PRI COA GLOBAL FUNDING I	09/11/2025	JP MORGAN SECS INC. - FIXED INCOME		1,066,849	1,020,000	15,765	1.D FE
74153H-CY-3	PRI COA GLOBAL FUNDING I	09/26/2025	GOLDMAN		439,267	435,000	1,894	1.D FE
74340X-CJ-8	PROLOGIS LP	09/26/2025	GOLDMAN		390,432	384,000	747	1.F FE

E04.1

STATEMENT AS OF SEPTEMBER 30, 2025 OF THE Cariten Health Plan Inc.

SCHEDULE D - PART 3

Show All Long-Term Bonds and Stock Acquired During the Current Quarter

1	2	3	4	5	6	7	8	9
CUSIP Identification	Description	Date Acquired	Name of Vendor	Number of Shares of Stock	Actual Cost	Par Value	Paid for Accrued Interest and Dividends	NAIC Designation, NAIC Designation Modifier and SVO Administrative Symbol
74340X-CN-9	PROLOGIS LP	09/26/2025	GOLDMAN		310,825	307,000	2,516	1.F FE
74340X-CR-0	PROLOGIS LP	09/26/2025	GOLDMAN		315,863	307,000	6,357	1.F FE
74460D-AJ-8	PUBLIC STORAGE OPERATING CO	09/26/2025	GOLDMAN		170,006	192,000	1,680	1.F FE
74464A-AD-3	PUBLIC STORAGE OPERATING CO	09/26/2025	GOLDMAN		233,506	231,000	2,855	1.F FE
74949L-AG-7	RELY CAPITAL INC	09/26/2025	GOLDMAN		138,327	134,000	39	1.G FE
775109-CH-2	ROGERS COMMUNICATIONS INC	09/26/2025	GOLDMAN		433,964	460,000	680	2.C FE
776696-AM-8	ROPER TECHNOLOGIES INC	09/26/2025	GOLDMAN		153,956	153,000	1,019	2.B FE
83444M-AQ-4	SOLVENTUM CORP	09/26/2025	GOLDMAN		383,162	368,000	891	2.C FE
842400-FC-2	SOUTHERN CALIFORNIA EDISON CO	09/26/2025	GOLDMAN		174,718	173,000	1,568	1.G FE
842400-HM-8	SOUTHERN CALIFORNIA EDISON CO	09/26/2025	GOLDMAN		237,387	269,000	1,192	1.G FE
871607-AD-9	SYNOPSIS INC	09/26/2025	GOLDMAN		469,743	460,000	12,267	2.B FE
871607-AE-7	SYNOPSIS INC	09/26/2025	GOLDMAN		441,912	435,000	11,948	2.B FE
87406B-AA-0	TAKEDA US FINANCING INC	09/26/2025	Various		1,064,163	1,043,000	12,051	2.A FE
875127-BN-1	TAMPA ELECTRIC CO	09/26/2025	GOLDMAN		222,961	220,000	881	1.G FE
89236T-NT-8	TOYOTA MOTOR CREDIT CORP	09/29/2025	JEFFERIES & COMPANY, INC.		328,010	325,000	1,049	1.E FE
902613-AK-4	UBS GROUP AG	09/26/2025	GOLDMAN		262,248	294,000	1,076	1.F FE
90353T-AU-4	UBER TECHNOLOGIES INC	09/29/2025	Bank of America Securities		168,949	170,000	431	2.A FE
92277G-BA-4	VENTAS REALTY LP	09/26/2025	GOLDMAN		307,074	307,000	3,155	2.A FE
92343V-CQ-5	VERIZON COMMUNICATIONS INC	09/26/2025	GOLDMAN		295,954	307,000	5,553	2.A FE
92343V-CV-4	VERIZON COMMUNICATIONS INC	09/26/2025	GOLDMAN		252,266	269,000	2,362	2.A FE
92343V-GN-8	VERIZON COMMUNICATIONS INC	09/26/2025	GOLDMAN		504,904	576,000	528	2.A FE
92343V-GZ-1	VERIZON COMMUNICATIONS INC	09/26/2025	GOLDMAN		390,417	384,000	9,912	2.A FE
925650-AK-9	VICI PROPERTIES LP	09/26/2025	GOLDMAN		375,658	368,000	9,890	2.C FE
927804-FB-5	VIRGINIA ELECTRIC AND POWER CO	09/26/2025	GOLDMAN		329,881	307,000	6,856	2.A FE
927804-GM-0	VIRGINIA ELECTRIC AND POWER CO	09/26/2025	GOLDMAN		318,598	307,000	1,989	1.G FE
927804-GT-5	VIRGINIA ELECTRIC AND POWER CO	09/26/2025	GOLDMAN		585,792	576,000	1,154	1.G FE
927804-GV-0	VIRGINIA ELECTRIC AND POWER CO	09/26/2025	Various		1,420,833	1,421,000	1,720	1.G FE
95000U-2G-7	WELLS FARGO & CO	09/26/2025	GOLDMAN		254,584	269,000	3,205	2.A FE
95000U-2J-1	WELLS FARGO & CO	09/26/2025	GOLDMAN		285,166	307,000	1,053	2.A FE
95000U-2U-6	WELLS FARGO & CO	09/26/2025	GOLDMAN		285,504	307,000	771	2.A FE
95041A-AG-3	WELLTOWER OP LLC	09/26/2025	GOLDMAN		223,806	220,000	2,881	1.G FE
0089999999	Subtotal - Issuer Credit Obligations - Corporate Bonds (Unaffiliated)				55,833,071	56,172,000	514,588	XXX
0489999999	Total - Issuer Credit Obligations (Unaffiliated)				73,834,749	74,069,000	588,614	XXX
0499999999	Total - Issuer Credit Obligations (Affiliated)				0	0	0	XXX
0509999997	Total - Issuer Credit Obligations - Part 3				73,834,749	74,069,000	588,614	XXX
0509999998	Total - Issuer Credit Obligations - Part 5				XXX	XXX	XXX	XXX
0509999999	Total - Issuer Credit Obligations				73,834,749	74,069,000	588,614	XXX
3140W1-TE-3	FN FA1448 - RMBS	08/28/2025	CITIGROUP GLOBAL MARKETS INC.		3,860,720	3,815,412	16,321	1.A
3140W1-TJ-2	FN FA1452 - RMBS	07/01/2025	CITIGROUP GLOBAL MARKETS INC.		828,179	812,469	135	1.A
3140W2-4Q-1	FN FA2630 - RMBS	08/28/2025	CITIGROUP GLOBAL MARKETS INC.		4,061,666	4,014,000	17,171	1.A
3140W2-4R-9	FN FA2631 - RMBS	08/28/2025	CITIGROUP GLOBAL MARKETS INC.		5,680,987	5,526,000	25,788	1.A
3140W2-5M-9	FN FA2651 - RMBS	08/28/2025	MIZUHO SECURITIES USA INC.		1,933,809	1,918,000	8,205	1.A
3140W2-LM-1	FN FA2131 - RMBS	08/28/2025	CITIGROUP GLOBAL MARKETS INC.		279,896	277,361	1,186	1.A
3140W2-YE-5	FN FA2508 - RMBS	08/28/2025	BARCLAYS CAPITAL INC FIXED INC		5,126,329	4,974,000	23,212	1.A
3140Y6-5U-0	FN CC0858 - RMBS	08/28/2025	MORGAN STANLEY CO		8,700,463	8,626,330	36,902	1.A
31418E-3E-8	FN MA5296 - RMBS	07/02/2025	WELLS FARGO SECURITIES		8,725,682	8,728,069	2,667	1.A
31427M-5A-5	FH SL0840 - RMBS	07/01/2025	CitiGroup		2,453,806	2,453,588	375	1.A
31427P-GM-0	FH SL2003 - RMBS	08/28/2025	MORGAN STANLEY CO		5,921,847	5,847,835	25,016	1.A
1039999999	Subtotal - Asset-Backed Securities - Financial Asset-Backed - Self-Liquidating - Agency Residential Mortgage-Backed Securities - Not/Partially Guaranteed (Not Exempt from RBC)				47,577,384	46,993,065	156,978	XXX
36268V-AD-4	GSMS 24P1 A3 - RMBS	07/25/2025	JP MORGAN SECS INC. - FIXED INCOME		2,266,409	2,260,840	5,736	1.A FE
1059999999	Subtotal - Asset-Backed Securities - Financial Asset-Backed - Self-Liquidating - Non-Agency Residential Mortgage-Backed Securities (Unaffiliated)				2,266,409	2,260,840	5,736	XXX
061934-AR-2	EMARK 2025-V17 A3 - CMBS	09/11/2025	JP MORGAN VPR FTP		2,472,000	2,400,000	9,473	1.A FE
1079999999	Subtotal - Asset-Backed Securities - Financial Asset-Backed - Self-Liquidating - Non-Agency Commercial Mortgage-Backed Securities (Unaffiliated)				2,472,000	2,400,000	9,473	XXX
02582J-KT-6	AMCA 2025-5 A - ABS	07/15/2025	BARCLAYS CAPITAL INC FIXED INC		599,885	600,000	0	1.A FE

E04.2

STATEMENT AS OF SEPTEMBER 30, 2025 OF THE Cariten Health Plan Inc.

SCHEDULE D - PART 3

Show All Long-Term Bonds and Stock Acquired During the Current Quarter

1	2	3	4	5	6	7	8	9
CUSIP Identification	Description	Date Acquired	Name of Vendor	Number of Shares of Stock	Actual Cost	Par Value	Paid for Accrued Interest and Dividends	NAIC Designation, NAIC Designation Modifier and SVO Administrative Symbol
14290F-AD-8	CARMX 2025-3 A3 - ABS	07/15/2025	Bank of America Securities		2,896,405	2,897,000	0	1.A FE
39571V-AC-2	GSKY 252 A3 - ABS	07/15/2025	GOLDMAN		1,097,877	1,098,000	0	1.A FE
39571V-AD-0	GSKY 252 A4 - ABS	07/15/2025	GOLDMAN		1,507,889	1,508,000	0	1.A FE
52803G-AA-4	LFT 2025-2 A - ABS	07/23/2025	BARCLAYS CAPITAL INC FIXED INC		2,373,242	2,374,000	0	1.A FE
64032B-AA-1	NSLT 25B A1A - ABS	08/01/2025	Bank of America Securities		1,872,528	1,873,000	0	1.A FE
96041K-AD-6	WLAK 252 A3 - ABS	07/10/2025	BMO/BONDS		2,193,923	2,194,000	0	1.A FE
1119999999	Subtotal - Asset-Backed Securities - Financial Asset-Backed - Self-Liquidating - Other Financial Asset-Backed Securities - Self-Liquidating (Unaffiliated)				12,541,750	12,544,000	0	XXX
29375U-AC-3	EFF 253 A3 - ABS	07/15/2025	SG AMERICAS SECURITIES, LLC		1,393,875	1,394,000	0	1.A FE
29375U-AD-1	EFF 253 A4 - ABS	07/15/2025	SG AMERICAS SECURITIES, LLC		1,080,804	1,081,000	0	1.A FE
1519999999	Subtotal - Asset-Backed Securities - Non-Financial Asset-Backed Securities - Practical Expedient - Lease-Backed Securities - Practical Expedient (Unaffiliated)				2,474,679	2,475,000	0	XXX
14051L-AC-6	CAPST 251 A - ABS	07/18/2025	GOLDMAN		4,489,000	4,489,000	0	1.A FE
1539999999	Subtotal - Asset-Backed Securities - Non-Financial Asset-Backed Securities - Practical Expedient - Other Non-Financial Asset-Backed Securities Securities - Practical Expedient (Unaffiliated)				4,489,000	4,489,000	0	XXX
1889999999	Total - Asset-Backed Securities (Unaffiliated)				71,821,221	71,161,905	172,186	XXX
1899999999	Total - Asset-Backed Securities (Affiliated)				0	0	0	XXX
1909999997	Total - Asset-Backed Securities - Part 3				71,821,221	71,161,905	172,186	XXX
1909999998	Total - Asset-Backed Securities - Part 5				XXX	XXX	XXX	XXX
1909999999	Total - Asset-Backed Securities				71,821,221	71,161,905	172,186	XXX
2009999999	Total - Issuer Credit Obligations and Asset-Backed Securities				145,655,970	145,230,905	760,800	XXX
4509999997	Total - Preferred Stocks - Part 3				0	XXX	0	XXX
4509999998	Total - Preferred Stocks - Part 5				XXX	XXX	XXX	XXX
4509999999	Total - Preferred Stocks				0	XXX	0	XXX
5989999997	Total - Common Stocks - Part 3				0	XXX	0	XXX
5989999998	Total - Common Stocks - Part 5				XXX	XXX	XXX	XXX
5989999999	Total - Common Stocks				0	XXX	0	XXX
5999999999	Total - Preferred and Common Stocks				0	XXX	0	XXX
6009999999	Totals				145,655,970	XXX	760,800	XXX

E04.3

STATEMENT AS OF SEPTEMBER 30, 2025 OF THE Cariten Health Plan Inc.

SCHEDULE D - PART 4

Show All Long-Term Bonds and Stock Sold, Redeemed or Otherwise Disposed of During the Current Quarter

1	2	3	4	5	6	7	8	9	Change In Book/Adjusted Carrying Value					15	16	17	18	19	20	21
									10	11	12	13	14							
CUSIP Identification	Description	Disposal Date	Name of Purchaser	Number of Shares of Stock	Consideration	Par Value	Actual Cost	Prior Year Book/Adjusted Carrying Value	Unrealized Valuation Increase/(Decrease)	Current Year's (Amortization)/Accretion	Current Year's Other Than Temporary Impairment Recognized	Total Change in Book/Adjusted Carrying Value (10 + 11 - 12)	Total Foreign Exchange Change in Book /Adjusted Carrying Value	Book/Adjusted Carrying Value at Disposal Date	Foreign Exchange Gain (Loss) on Disposal	Realized Gain (Loss) on Disposal	Total Gain (Loss) on Disposal	Bond Interest/Stock Dividends Received During Year	Stated Contractual Maturity Date	NAIC Designation, NAIC Designation Modifier and SVO Administrative Symbol
..91282C-DK-4	UNITED STATES TREASURY	09/22/2025	HSBC SECURITIES INC.		4,178,559	4,300,000	3,977,900	4,085,251	0	79,746	0	79,746	0	4,164,997	0	13,562	13,562	43,764	11/30/2026	1.A
..91282C-GB-1	UNITED STATES TREASURY	09/10/2025	CITADEL SECURITIES LLC		1,012,617	1,000,000	1,006,525	1,004,841	0	(622)	0	(622)	0	1,004,219	0	8,398	8,398	27,062	12/31/2029	1.A
..91282C-LG-4	UNITED STATES TREASURY	09/22/2025	HSBC SECURITIES INC.		2,005,156	2,000,000	2,000,000	2,000,000	0	0	0	0	0	2,000,000	0	5,156	5,156	82,948	08/15/2027	1.A
..91282C-NL-1	UNITED STATES TREASURY	09/22/2025	JP MORGAN SECS INC. - FIXED INCOME		5,011,914	5,000,000	4,989,657	0	0	927	0	927	0	4,990,584	0	21,330	21,330	43,308	06/30/2027	1.A
0019999999. Subtotal - Issuer Credit Obligations - U.S. Government Obligations (Exempt from RBC)					12,208,246	12,300,000	11,974,082	7,090,092	0	80,051	0	80,051	0	12,159,800	0	48,446	48,446	197,082	XXX	XXX
..544646-4K-5	LOS ANGELES CALIF UNI SCH DIST	07/01/2025	Maturity @ 100.00		180,000	180,000	182,818	0	0	(2,818)	0	(2,818)	0	180,000	0	0	0	9,000	07/01/2025	1.A FE
..574193-MU-9	MARYLAND ST	09/22/2025	Call @ 100.00		280,000	280,000	337,263	280,000	0	0	0	0	0	280,000	0	0	0	11,317	06/01/2026	1.A FE
0049999999. Subtotal - Issuer Credit Obligations - Municipal Bonds - General Obligations (Direct and Guaranteed)					460,000	460,000	551,200	462,818	0	(2,818)	0	(2,818)	0	460,000	0	0	0	20,317	XXX	XXX
..13032U-XG-8	CALIFORNIA HEALTH FACs FING AUTH REV	09/25/2025	MORGAN STANLEY CO		128,949	125,000	141,783	129,221	0	(1,629)	0	(1,629)	0	127,592	0	1,357	1,357	5,399	11/15/2046	1.A
..341271-AD-6	FLORIDA ST BRD ADMIN FIN CORP REV	07/01/2025	Maturity @ 100.00		100,000	100,000	100,993	100,126	0	(126)	0	(126)	0	100,000	0	0	0	1,258	07/01/2025	1.C FE
..88258M-AB-1	TUNGTL 23 A2	09/25/2025	RAYMOND JAMES & ASSOCIATES		955,754	940,000	940,000	940,000	0	0	0	0	0	940,000	0	15,754	15,754	47,914	04/01/2041	1.A FE
0059999999. Subtotal - Issuer Credit Obligations - Municipal Bonds - Special Revenues					1,184,703	1,165,000	1,182,776	1,169,347	0	(1,755)	0	(1,755)	0	1,167,922	0	17,111	17,111	54,571	XXX	XXX
..00206R-HJ-4	AT&T INC	09/26/2025	GOLDMAN		696,988	695,000	691,581	693,404	0	263	0	263	0	693,667	0	3,321	3,321	32,584	03/01/2029	2.B FE
..00287Y-DU-0	ABBVIE INC	09/11/2025	CANTOR FITZGERALD & CO. INC.		135,207	130,000	129,591	129,622	0	23	0	23	0	129,645	0	5,562	5,562	6,510	03/15/2034	1.G FE
..015271-BA-6	ALEXANDRIA REAL ESTATE EQUITIES INC	09/26/2025	GOLDMAN		628,798	645,000	618,325	618,325	0	589	0	589	0	618,949	0	9,848	9,848	15,976	04/15/2035	2.A FE
..015271-BE-8	ALEXANDRIA REAL ESTATE EQUITIES INC	09/26/2025	GOLDMAN		1,657,373	1,620,000	1,615,675	0	0	361	0	361	0	1,616,055	0	41,318	41,318	55,935	10/01/2035	2.A FE
..01626P-AU-0	ALIMENTATION COUCHE-TARD INC	09/26/2025	GOLDMAN		413,517	405,000	405,000	405,000	0	0	0	0	0	405,000	0	8,517	8,517	24,116	02/12/2034	2.A FE
..02665W-GD-7	AMERICAN HONDA FINANCE CORP	09/26/2025	GOLDMAN		2,014,060	2,000,000	1,999,880	0	0	12	0	12	0	1,999,892	0	14,168	14,168	19,969	07/09/2027	1.G FE
..03027X-OM-0	AMERICAN TOWER CORP	09/26/2025	GOLDMAN		498,832	485,000	491,606	491,568	0	(363)	0	(363)	0	491,205	0	7,628	7,628	22,480	01/31/2035	2.A FE
..03040W-BA-2	AMERICAN WATER CAPITAL CORP	09/26/2025	GOLDMAN		249,440	250,000	242,833	243,848	0	523	0	523	0	244,371	0	5,069	5,069	9,209	06/01/2032	2.A FE
..031162-DJ-6	AMGEN INC	09/10/2025	STERNE, AGEE & LEACH, INC.		347,989	355,000	333,746	333,844	0	1,491	0	1,491	0	335,336	0	12,653	12,653	15,324	03/01/2033	2.A FE
..04010L-AY-9	ARES CAPITAL CORP	07/15/2025	Maturity @ 100.00		360,000	360,000	358,870	360,000	0	120	0	120	0	360,000	0	0	0	11,700	07/15/2025	2.B FE
..04316J-AF-6	ARTHUR J. GALLAGHER & CO.	09/26/2025	GOLDMAN		442,584	400,000	440,444	440,177	0	(2,704)	0	(2,704)	0	437,473	0	5,111	5,111	29,178	02/15/2034	2.B FE
..04316J-AN-9	ARTHUR J. GALLAGHER & CO.	09/26/2025	GOLDMAN		992,171	985,000	983,860	761,686	0	279	0	279	0	984,153	0	8,018	8,018	32,027	02/15/2035	2.B FE
..058165-ET-3	BALTIMORE GAS AND ELECTRIC CO	09/26/2025	GOLDMAN		580,636	560,000	570,590	0	0	(193)	0	(193)	0	570,397	0	10,239	10,239	11,275	06/01/2035	1.G FE
..06051G-HV-4	BANK OF AMERICA CORP	09/26/2025	Various		968,157	1,005,000	961,268	966,589	0	5,665	0	5,665	0	972,254	0	(4,097)	(4,097)	37,178	07/23/2030	1.G FE
..06051G-LH-0	BANK OF AMERICA CORP	09/26/2025	GOLDMAN		1,084,230	1,050,000	1,062,947	0	0	(298)	0	(298)	0	1,062,649	0	21,581	21,581	23,752	04/25/2034	1.E FE
..07274N-AY-9	BAYER US FINANCE II LLC	08/15/2025	Maturity @ 100.00		107,000	107,000	108,415	108,415	0	(1,415)	0	(1,415)	0	107,000	0	0	0	5,885	08/15/2025	2.B FE
..075887-CS-6	BECTON DICKINSON AND CO	09/26/2025	GOLDMAN		713,510	700,000	698,215	0	0	84	0	84	0	698,299	0	15,211	15,211	22,952	02/08/2034	2.B FE
..0778FP-AH-1	BELL TELEPHONE COMPANY OF CANADA OR BELL	09/26/2025	GOLDMAN		347,598	345,000	340,777	341,054	0	256	0	256	0	341,310	0	6,288	6,288	20,133	02/15/2034	2.B FE
..103730-BT-6	BP CAPITAL MARKETS AMERICA INC	09/26/2025	GOLDMAN		230,818	255,000	217,135	222,752	0	2,927	0	2,927	0	225,679	0	5,139	5,139	8,423	01/12/2033	1.E FE
..15189X-BB-3	CENTERPOINT ENERGY HOUSTON ELECTRIC LLC	09/26/2025	GOLDMAN		218,446	215,000	214,475	214,553	0	33	0	33	0	214,586	0	3,860	3,860	10,583	04/01/2033	1.F FE
..172967-NN-7	CITIGROUP INC	09/26/2025	GOLDMAN		1,269,087	1,340,000	1,262,732	0	0	1,913	0	1,913	0	1,264,645	0	4,442	4,442	27,050	03/17/2033	1.G FE
..20030N-AF-8	COMCAST CORP	09/12/2025	Bank of America Securities		170,006	160,000	167,296	167,296	0	(380)	0	(380)	0	166,889	0	3,118	3,118	6,780	06/15/2035	1.G FE
..20030N-EC-1	COMCAST CORP	09/26/2025	GOLDMAN		816,801	815,000	814,218	814,346	0	50	0	50	0	814,396	0	2,405	2,405	42,529	02/15/2033	1.G FE
..20030N-EP-2	COMCAST CORP	09/12/2025	Bank of America Securities		723,737	700,000	709,982	0	0	(150)	0	(150)	0	709,832	0	13,905	13,905	13,088	05/15/2035	1.G FE
..225401-AZ-1	UBS GROUP AG	09/26/2025	GOLDMAN		308,479	280,000	302,929	302,743	0	(1,837)	0	(1,837)	0	300,906	0	7,573	7,573	20,693	08/12/2033	1.F FE
..22822Y-BC-4	CROWN CASTLE INC	09/26/2025	GOLDMAN		302,730	300,000	299,742	299,779	0	16	0	16	0	299,795	0	2,935	2,935	13,940	05/01/2033	2.B FE
..22966R-AK-2	CUBESMART LP	09/26/2025	GOLDMAN		253,411	255,000	251,573	0	0	35	0	35	0	251,608	0	1,803	1,803	1,416	11/01/2035	2.B FE
..24422E-YF-0	JOHN DEERE CAPITAL CORP	09/26/2025	GOLDMAN		578,151	575,000	574,448	0	0	(9)	0	(9)	0	574,439	0	3,712	3,712	4,542	10/15/2030	1.E FE
..26442C-BM-5	DUKE ENERGY CAROLINAS LLC	09/26/2025	GOLDMAN		404,208	400,000	398,456	398,584	0	95	0	95	0	398,678	0	5,530	5,530	23,388	01/15/2034	1.F FE
..26884T-AV-4	ERAC USA FINANCE LLC	09/26/2025	GOLDMAN		891,106	880,000	876,700	877,718	0	478	0	478	0	878,196	0	12,909	12,909	36,882	05/01/2028	1.G FE
..26884T-AZ-5	ERAC USA FINANCE LLC	09/10/2025	US BANCORP INVESTMENTS INC.		176,841	170,000	169,849	169,893	0	6	0	6	0	169,899	0	6,942	6,942	7,637	10/30/2034	1.G FE
..277432-AX-8	EASTMAN CHEMICAL CO	09/26/2025	GOLDMAN		131,276	125,000	129,634	129,610	0	(347)	0	(347)	0	129,263	0	2,013	2,013	7,607	03/08/2033	2.B FE
..279062-AH-7	EATON CORP	09/26/2025	GOLDMAN		73,643	75,000	71,828	72,238	0	208	0	208	0	72,446	0	1,198	1,198	3,234	03/15/2033	1.G FE
..29273V-BA-7	ENERGY TRANSFER LP	09/26/2025	GOLDMAN		332,706	325,000	331,893	331,856	0	(406)	0	(406)	0	331,451	0	1,255	1,255	19,616	09/01/2034	2.B FE
..29390X-AA-2	EQUINIX EUROPE 2 FINANCING CORPORATION L	09/26/2025	GOLDMAN		710,963	687,000	703,145	703,067	0	(1,033)	0	(1,033)	0	702,034	0	8,929	8,929	29,808	06/15/2034	2.A FE
..30161N-BK-6	EXELON CORP	09/26/2025	Various		774,468	745,000	752,970	752,970	0	(595)	0	(595)	0	752,375	0	22,093	22,093	40,106	03/15/2033	2.B FE
..30225V-AT-4	EXTRA SPACE STORAGE LP	09/26/2025	GOLDMAN		494,379	486,000	488,997	488,992	0	(170)	0	(170)	0	488,822	0	5,556	5,556	29,396	01/15/2035	2.B FE
..30225V-AV-9	EXTRA SPACE STORAGE LP	09/26/2025	GOLDMAN																	

STATEMENT AS OF SEPTEMBER 30, 2025 OF THE Cariten Health Plan Inc.

SCHEDULE D - PART 4

Show All Long-Term Bonds and Stock Sold, Redeemed or Otherwise Disposed of During the Current Quarter

1	2	3	4	5	6	7	8	9	Change In Book/Adjusted Carrying Value					15	16	17	18	19	20	21
									10	11	12	13	14							
CUSIP Identification	Description	Disposal Date	Name of Purchaser	Number of Shares of Stock	Consideration	Par Value	Actual Cost	Prior Year Book/ Adjusted Carrying Value	Unrealized Valuation Increase/ (Decrease)	Current Year's (Amortization)/ Accretion	Current Year's Other Than Temporary Impairment Recognized	Total Change in Book/ Adjusted Carrying Value (10 + 11 - 12)	Total Foreign Exchange Change in Book /Adjusted Carrying Value	Book/ Adjusted Carrying Value at Disposal Date	Foreign Exchange Gain (Loss) on Disposal	Realized Gain (Loss) on Disposal	Total Gain (Loss) on Disposal	Bond Interest/ Stock Dividends Received During Year	Stated Contractual Maturity Date	NAIC Designation, NAIC Designation Modifier and SVO Administrative Symbol
..337738-BN-7	FISERV INC	09/26/2025	GOLDMAN		565,186	560,000	558,958	558,990	0	.62	0	.62	0	559,051	0	6,134	6,134	32,605	08/12/2034	2.B FE
..369604-BZ-5	GENERAL ELECTRIC CO	09/26/2025	GOLDMAN		241,006	240,000	239,520	0	0	.15	0	.15	0	239,535	0	1,471	1,471	1,720	07/29/2030	1.G FE
..370334-CT-9	GENERAL MILLS INC	09/26/2025	GOLDMAN		237,428	235,000	234,523	234,591	0	.30	0	.30	0	234,621	0	2,806	2,806	11,633	03/29/2033	2.B FE
..370453-EP-7	GENERAL MOTORS FINANCIAL COMPANY INC	09/26/2025	GOLDMAN		617,984	590,000	606,708	606,323	0	(1,095)	0	(1,095)	0	605,228	0	12,756	12,756	44,188	01/07/2033	2.B FE
..38141G-ZL-1	GOLDMAN SACHS GROUP INC	09/26/2025	GOLDMAN		666,023	663,000	663,000	663,000	0	0	0	0	0	663,000	0	3,023	3,023	31,188	02/24/2028	1.F FE
..42250G-AA-1	HEALTHPEAK OP LLC	09/26/2025	GOLDMAN		1,660,400	1,630,000	1,655,433	0	0	.57	0	.57	0	1,655,491	0	4,909	4,909	31,787	02/15/2035	2.A FE
..42250P-AE-3	HEALTHPEAK OP LLC	09/26/2025	GOLDMAN		359,363	350,000	354,503	0	0	(133)	0	(133)	0	354,368	0	4,995	4,995	5,308	12/15/2032	2.A FE
..438516-CZ-7	HONEYWELL INTERNATIONAL INC	09/26/2025	GOLDMAN		564,318	555,000	553,374	553,450	0	140	0	140	0	553,589	0	10,729	10,729	30,610	02/01/2032	1.F FE
..459200-KS-9	INTERNATIONAL BUSINESS MACHINES CORP	07/27/2025	Maturity @ 100.00		850,000	850,000	850,000	850,000	0	0	0	0	0	850,000	0	0	0	34,000	07/27/2025	1.G FE
..46647P-EQ-5	JPMORGAN CHASE & CO	09/26/2025	GOLDMAN		414,207	410,000	410,000	410,000	0	0	0	0	0	410,000	0	4,207	4,207	17,667	10/22/2030	1.E FE
..494553-AE-0	KINDER MORGAN INC	09/26/2025	GOLDMAN		210,642	205,000	206,771	206,771	0	(110)	0	(110)	0	206,660	0	3,981	3,981	12,854	02/01/2034	2.B FE
..502431-AU-3	L3HARRIS TECHNOLOGIES INC	09/11/2025	JPMORGAN VPR FTP		1,018,329	975,000	976,259	976,485	0	(90)	0	(90)	0	976,395	0	41,934	41,934	40,716	06/01/2034	2.B FE
..546861-EQ-6	LOWE'S COMPANIES INC	09/10/2025	US BANCORP INVESTMENTS INC.		420,977	405,000	405,000	405,000	0	0	0	0	0	405,000	0	15,977	15,977	24,913	07/01/2033	2.A FE
..571676-BA-2	MARS INC	09/26/2025	GOLDMAN		1,758,891	1,730,000	1,726,973	0	0	.98	0	.98	0	1,727,070	0	31,821	31,821	49,228	03/01/2035	1.F FE
..59523U-AX-5	MID-AMERICA APARTMENTS LP	09/26/2025	GOLDMAN		407,641	405,000	401,639	401,652	0	253	0	253	0	401,905	0	5,736	5,736	15,648	03/01/2035	1.G FE
..606822-DC-5	MITSUBISHI UFJ FINANCIAL GROUP INC	09/26/2025	GOLDMAN		423,488	405,000	418,527	418,423	0	(977)	0	(977)	0	417,446	0	6,042	6,042	20,678	04/19/2034	1.G FE
..61747Y-FU-4	MORGAN STANLEY	09/26/2025	GOLDMAN		413,846	410,000	410,000	410,000	0	0	0	0	0	410,000	0	3,846	3,846	18,074	10/18/2030	1.E FE
..639057-AH-1	NATWEST GROUP PLC	09/26/2025	GOLDMAN		583,041	545,000	572,828	572,618	0	(2,022)	0	(2,022)	0	570,596	0	12,445	12,445	35,246	03/02/2034	1.G FE
..65339K-CU-2	NEXTERA ENERGY CAPITAL HOLDINGS INC	09/26/2025	GOLDMAN		338,141	330,000	333,379	333,369	0	(203)	0	(203)	0	333,166	0	4,975	4,975	17,999	03/15/2034	2.A FE
..65339K-DL-1	NEXTERA ENERGY CAPITAL HOLDINGS INC	09/26/2025	GOLDMAN		1,957,836	1,900,000	1,954,906	0	0	(318)	0	(318)	0	1,954,588	0	3,248	3,248	67,595	03/15/2035	2.A FE
..666807-CH-3	NORTHROP GRUMMAN CORP	09/26/2025	GOLDMAN		778,402	775,000	774,210	774,375	0	.47	0	.47	0	774,422	0	3,980	3,980	37,842	03/15/2033	2.A FE
..681919-BG-0	OMNICOM GROUP INC	09/26/2025	GOLDMAN		1,100,736	1,075,000	1,073,647	1,073,830	0	231	0	231	0	1,074,062	0	26,674	26,674	65,996	11/01/2034	2.A FE
..68389X-BE-4	ORACLE CORP	09/26/2025	GOLDMAN		998,921	1,100,000	986,975	359,367	0	3,755	0	3,755	0	990,888	0	8,033	8,033	23,768	05/15/2035	2.B FE
..68389X-CM-5	ORACLE CORP	09/26/2025	GOLDMAN		110,616	110,000	109,872	109,872	0	.75	0	.75	0	109,899	0	717	717	4,441	05/06/2028	2.B FE
..701094-AR-5	PARKER-HANNIFIN CORP	09/26/2025	GOLDMAN		571,955	570,000	568,792	569,396	0	159	0	159	0	569,554	0	2,401	2,401	25,167	09/15/2027	1.G FE
..713448-GK-8	PEPSICO INC	09/26/2025	GOLDMAN		477,125	470,000	469,925	0	0	1	0	1	0	469,926	0	7,199	7,199	4,308	07/23/2035	1.E FE
..74153W-CV-9	PRICOR GLOBAL FUNDING I	09/26/2025	GOLDMAN		282,551	280,000	279,667	279,667	0	.32	0	.32	0	279,700	0	2,851	2,851	14,177	08/27/2031	1.D FE
..74340X-CE-9	PROLOGIS LP	09/26/2025	GOLDMAN		870,865	865,000	863,573	863,573	0	104	0	104	0	863,677	0	7,188	7,188	32,413	06/15/2033	1.F FE
..74949L-AE-2	RELX CAPITAL INC	09/26/2025	GOLDMAN		142,367	140,000	138,769	139,037	0	.82	0	.82	0	139,119	0	3,248	3,248	5,708	05/20/2032	1.G FE
..760759-BC-3	REPUBLIC SERVICES INC	09/26/2025	GOLDMAN		143,154	140,000	139,285	139,375	0	.40	0	.40	0	139,415	0	3,739	3,739	6,961	04/01/2034	1.G FE
..775109-DF-5	ROGERS COMMUNICATIONS INC	09/26/2025	GOLDMAN		737,607	730,000	726,564	726,651	0	250	0	250	0	726,900	0	10,706	10,706	44,149	02/15/2034	2.C FE
..83272Y-AB-8	SMURFIT WESTROCK FINANCING DAC	09/26/2025	GOLDMAN		617,472	600,000	607,608	607,408	0	(323)	0	(323)	0	607,261	0	10,211	10,211	27,361	01/15/2035	2.B FE
..842400-JG-9	SOUTHERN CALIFORNIA EDISON CO	09/26/2025	GOLDMAN		635,468	630,000	628,652	0	0	153	0	153	0	628,805	0	6,664	6,664	24,798	03/01/2035	1.G FE
..871607-AE-7	SYNOPSIS INC	09/26/2025	GOLDMAN		1,175,788	1,160,000	1,165,317	0	0	.84	0	.84	0	1,165,401	0	10,386	10,386	31,861	04/01/2035	2.B FE
..88167A-AS-0	TEVA PHARMACEUTICAL FINANCE NETHERLANDS	09/26/2025	CITIGROUP GLOBAL MARKETS INC.		567,450	520,000	520,000	520,000	0	0	0	0	0	520,000	0	47,450	47,450	42,543	09/15/2029	3.A FE
..89236T-NK-8	TOYOTA MOTOR CREDIT CORP	09/26/2025	GOLDMAN		197,802	195,000	194,604	194,632	0	.54	0	.54	0	194,687	0	3,116	3,116	10,105	08/09/2029	1.E FE
..893647-BW-6	TRANSIGM INC	09/26/2025	GOLDMAN		329,668	326,000	326,000	319,498	6,502	0	0	6,502	0	326,000	0	3,668	3,668	20,103	01/15/2033	3.C FE
..92277G-AX-5	VENTAS REALTY LP	09/26/2025	GOLDMAN		129,985	125,000	128,221	128,214	0	(205)	0	(205)	0	128,009	0	1,976	1,976	9,688	07/01/2034	2.A FE
..92343V-GT-5	VERIZON COMMUNICATIONS INC	09/26/2025	GOLDMAN		122,819	120,000	119,804	119,830	0	.12	0	.12	0	119,843	0	2,976	2,976	5,387	05/09/2033	2.A FE
..92343V-GY-4	VERIZON COMMUNICATIONS INC	09/26/2025	GOLDMAN		1,108,587	1,130,000	1,099,210	1,099,210	0	1,103	0	1,103	0	1,100,360	0	8,226	8,226	44,228	02/15/2035	2.A FE
..925650-AH-6	VICI PROPERTIES LP	09/26/2025	GOLDMAN		779,895	770,000	767,251	767,260	0	.221	0	.221	0	767,480	0	12,414	12,414	30,693	11/15/2031	2.C FE
..927804-FA-7	VIRGINIA ELECTRIC AND POWER CO	09/26/2025	GOLDMAN		206,854	193,000	206,562	206,562	0	(689)	0	(689)	0	205,813	0	1,041	1,041	13,960	01/15/2036	2.A FE
..927804-GK-4	VIRGINIA ELECTRIC AND POWER CO	09/26/2025	GOLDMAN		787,702	775,000	772,830	773,139	0	.138	0	.138	0	773,276	0	14,426	14,426	38,535	04/01/2033	1.G FE
..927804-GP-3	VIRGINIA ELECTRIC AND POWER CO	09/26/2025	Various		930,117	920,000	910,194	910,908	0	.596	0	.596	0	911,504	0	18,613	18,613	55,956	01/15/2034	1.G FE
..927804-GR-9	VIRGINIA ELECTRIC AND POWER CO	09/26/2025	GOLDMAN		171,952	170,000	169,616	169,628	0	.23	0	.23	0	169,651	0	2,301	2,301	9,706	08/15/2034	1.G FE
..95000U-3A-9	WELLS FARGO & CO	09/26/2025	GOLDMAN		682,013	675,000	675,000	675,000	0	0	0	0	0	675,000	0	7,013	7,013	38,224	07/25/2028	2.A FE
0089999999	Subtotal - Issuer Credit Obligations - Corporate Bonds (Unaffiliated)				49,691,838	49,067,000	48,980,891	29,754,399	6,502	7,157	0	13,659	0	48,996,376	0	695,462	695,462	1,955,313	XXX	XXX
0489999999	Total - Issuer Credit Obligations (Unaffiliated)				63,544,788	62,992,000	62,688,949	38,476,657	6,502	82,634	0	89,136	0	62,783,769	0	761,019	761,019	2,227,283	XXX	XXX
0499999999	Total - Issuer Credit Obligations (Affiliated)				0	0	0	0	0	0	0	0	0	0	0	0	0	0	XXX	XXX
0509999997	Total - Issuer Credit Obligations - Part 4				63,544,788	62,992,000	62,688,949	38,476,657	6,502	82,634	0	89,136								

STATEMENT AS OF SEPTEMBER 30, 2025 OF THE Cariten Health Plan Inc.

SCHEDULE D - PART 4

Show All Long-Term Bonds and Stock Sold, Redeemed or Otherwise Disposed of During the Current Quarter

1	2	3	4	5	6	7	8	9	Change In Book/Adjusted Carrying Value				15	16	17	18	19	20	21	
									10	11	12	13								14
CUSIP Identification	Description	Disposal Date	Name of Purchaser	Number of Shares of Stock	Consideration	Par Value	Actual Cost	Prior Year Book/ Adjusted Carrying Value	Unrealized Valuation Increase/ (Decrease)	Current Year's (Amortization)/ Accretion	Current Year's Other Than Temporary Impairment Recognized	Total Change in Book/ Adjusted Carrying Value (10 + 11 - 12)	Total Foreign Exchange Change in Book /Adjusted Carrying Value	Book/ Adjusted Carrying Value at Disposal Date	Foreign Exchange Gain (Loss) on Disposal	Realized Gain (Loss) on Disposal	Total Gain (Loss) on Disposal	Bond Interest/ Stock Dividends Received During Year	Stated Contractual Maturity Date	NAIC Designation, NAIC Designation Modifier and SVO Administrative Symbol
..3132AE-VL-7	FH 272419 - RMBS	09/01/2025	Paydown		123,902	123,902	122,779	122,801	0	1,101	0	1,101	0	123,902	0	0	0	3,640	09/01/2048	1.A
..3132DM-4N-2	FH S00829 - RMBS	09/01/2025	Paydown		124,300	124,300	128,219	127,899	0	(3,599)	0	(3,599)	0	124,300	0	0	0	2,487	01/01/2052	1.A
..3132DN-7K-3	FH S01798 - RMBS	09/22/2025	Various		80,383	78,994	80,142	80,095	0	(97)	0	(97)	0	79,999	0	384	384	3,495	11/01/2052	1.A
..3132DN-7L-1	FH S01799 - RMBS	09/22/2025	Various		156,344	153,579	155,666	155,458	0	(134)	0	(134)	0	155,323	0	1,020	1,020	6,823	11/01/2052	1.A
..3132DN-E2-5	FH S01053 - RMBS	09/01/2025	Paydown		25,671	25,671	25,787	25,775	0	(104)	0	(104)	0	25,671	0	0	0	645	06/01/2052	1.A
..3132DN-Y8-0	FH S01635 - RMBS	09/22/2025	Various		1,434,435	1,401,293	1,419,685	1,418,032	0	(1,422)	0	(1,422)	0	1,416,609	0	17,825	17,825	62,074	09/01/2052	1.A
..3132DP-KY-3	FH S02111 - RMBS	09/10/2025	Various		349,717	355,674	346,101	346,376	0	484	0	484	0	346,860	0	2,857	2,857	12,379	12/01/2052	1.A
..3132DQ-C6-1	FH S02793 - RMBS	09/22/2025	Various		304,114	310,210	302,746	303,080	0	302	0	302	0	303,381	0	733	733	11,311	03/01/2053	1.A
..3132DQ-QV-1	FH S03168 - RMBS	09/10/2025	Various		1,060,909	1,054,606	1,046,367	1,046,654	0	348	0	348	0	1,047,002	0	13,907	13,907	40,930	06/01/2053	1.A
..3132DS-4G-4	FH S05323 - RMBS	09/01/2025	Paydown		33,840	33,840	32,836	32,836	0	1,001	0	1,001	0	33,840	0	0	0	896	01/01/2053	1.A
..3132DT-MZ-0	FH S05776 - RMBS	09/01/2025	Paydown		33,039	33,039	32,651	32,655	0	383	0	383	0	33,039	0	0	0	876	07/01/2050	1.A
..3132DV-LA-1	FH S07521 - RMBS	09/01/2025	Paydown		37,902	37,902	40,570	40,559	0	(2,657)	0	(2,657)	0	37,902	0	0	0	629	07/01/2050	1.A
..3132DV-LC-7	FH S07523 - RMBS	09/01/2025	Paydown		20,513	20,513	21,881	21,882	0	(1,369)	0	(1,369)	0	20,513	0	0	0	341	08/01/2050	1.A
..3132DV-LV-5	FH S07540 - RMBS	09/01/2025	Paydown		35,524	35,524	37,467	37,467	0	(1,818)	0	(1,818)	0	35,524	0	0	0	586	05/01/2051	1.A
..3132DW-GN-7	FH S08305 - RMBS	09/01/2025	Paydown		9,143	9,143	8,867	8,870	0	273	0	273	0	9,143	0	0	0	244	03/01/2053	1.A
..3132DW-HS-5	FH S08341 - RMBS	09/10/2025	Various		3,574,194	3,572,968	3,516,582	3,516,634	0	2,350	0	2,350	0	3,518,984	0	55,210	55,210	138,448	07/01/2053	1.A
..3132DW-LL-5	FH S08431 - RMBS	08/28/2025	Various		1,511,976	1,499,656	1,488,408	1,488,408	0	223	0	223	0	1,488,632	0	23,344	23,344	20,012	05/01/2054	1.A
..3132E0-E6-5	FH S03757 - RMBS	09/10/2025	Various		878,869	894,042	870,713	871,507	0	710	0	710	0	872,217	0	6,652	6,652	31,187	08/01/2053	1.A
..3132WH-GW-9	FH Q43812 - RMBS	09/01/2025	Paydown		140	140	149	149	0	(14)	0	(14)	0	140	0	0	0	4	09/01/2046	1.A
..31334Y-P5-0	FH Q42244 - RMBS	09/01/2025	Paydown		4,427	4,427	4,699	4,760	0	(333)	0	(333)	0	4,427	0	0	0	88	07/01/2046	1.A
..3133BQ-SW-2	FH QF3561 - RMBS	09/01/2025	Paydown		9,764	9,764	9,937	9,942	0	(179)	0	(179)	0	9,764	0	0	0	360	11/01/2052	1.A
..3133KK-3X-5	FH RA4414 - RMBS	09/01/2025	Paydown		88,075	88,075	93,607	93,429	0	(5,354)	0	(5,354)	0	88,075	0	0	0	1,475	01/01/2051	1.A
..3133KN-KX-0	FH RA6610 - RMBS	09/01/2025	Paydown		129,124	129,124	132,133	131,944	0	(2,820)	0	(2,820)	0	129,124	0	0	0	2,613	01/01/2052	1.A
..3133KP-YM-4	FH RA7916 - RMBS	09/01/2025	Paydown		20,502	20,502	19,967	19,985	0	517	0	517	0	20,502	0	0	0	549	09/01/2052	1.A
..3133KQ-VZ-6	FH RA8732 - RMBS	09/10/2025	Various		1,407,406	1,395,545	1,389,221	1,389,273	0	223	0	223	0	1,389,496	0	17,910	17,910	53,994	03/01/2053	1.A
..3136B1-PP-4	FNR 2018-14 PA - CMO/RMBS	09/01/2025	Paydown		45,495	45,495	46,135	46,195	0	(700)	0	(700)	0	45,495	0	0	0	1,101	04/25/2047	1.A
..3137FE-S5-0	FHR 4767 LA - CMO/RMBS	09/01/2025	Paydown		7,643	7,643	7,768	7,726	0	(84)	0	(84)	0	7,643	0	0	0	182	08/15/2046	1.A
..3140J8-LX-9	FN BMA197 - RMBS	09/01/2025	Paydown		1,612	1,612	1,709	1,730	0	(118)	0	(118)	0	1,612	0	0	0	32	03/01/2047	1.A
..3140KV-EU-0	FN B03146 - RMBS	09/01/2025	Paydown		9,548	9,548	9,898	9,869	0	(321)	0	(321)	0	9,548	0	0	0	126	12/01/2050	1.A
..3140LO-C8-8	FN BR1894 - RMBS	09/01/2025	Paydown		18,451	18,451	19,153	19,082	0	(631)	0	(631)	0	18,451	0	0	0	241	01/01/2051	1.A
..3140LO-D4-6	FN BR1922 - RMBS	09/01/2025	Paydown		7,096	7,097	7,374	7,356	0	(260)	0	(260)	0	7,096	0	0	0	89	01/01/2051	1.A
..3140LO-DR-5	FN BR1911 - RMBS	09/01/2025	Paydown		8,331	8,331	8,639	8,614	0	(283)	0	(283)	0	8,331	0	0	0	111	01/01/2051	1.A
..3140N3-A5-8	FN BW9927 - RMBS	09/22/2025	Various		252,581	249,329	252,679	252,462	0	(177)	0	(177)	0	252,285	0	296	296	11,074	10/01/2052	1.A
..3140O9-AZ-3	FN CA2639 - RMBS	09/10/2025	Various		217,264	218,925	215,402	215,501	0	127	0	127	0	215,628	0	1,635	1,635	7,613	11/01/2048	1.A
..3140OE-AP-7	FN CA6313 - RMBS	09/01/2025	Paydown		9,606	9,606	10,257	10,377	0	(771)	0	(771)	0	9,606	0	0	0	192	07/01/2050	1.A
..3140OE-DX-7	FN CA6417 - RMBS	09/01/2025	Paydown		21,728	21,728	23,229	23,442	0	(1,714)	0	(1,714)	0	21,728	0	0	0	441	07/01/2050	1.A
..3140OE-KY-7	FN CA6610 - RMBS	09/01/2025	Paydown		26,193	26,193	28,001	28,345	0	(2,153)	0	(2,153)	0	26,193	0	0	0	514	08/01/2050	1.A
..3140OE-YJ-5	FN CA7012 - RMBS	09/01/2025	Paydown		56,933	56,933	58,392	58,321	0	(1,388)	0	(1,388)	0	56,933	0	0	0	755	09/01/2050	1.A
..3140OF-4E-6	FN CA8020 - RMBS	09/01/2025	Paydown		23,054	23,054	24,473	24,372	0	(1,318)	0	(1,318)	0	23,054	0	0	0	401	12/01/2050	1.A
..3140OG-3C-9	FN CA8894 - RMBS	09/01/2025	Paydown		39,168	39,168	41,623	41,623	0	(2,455)	0	(2,455)	0	39,168	0	0	0	660	02/01/2051	1.A
..3140OG-Z0-3	FN CA8850 - RMBS	09/01/2025	Paydown		60,485	60,485	62,696	62,490	0	(2,005)	0	(2,005)	0	60,485	0	0	0	829	02/01/2051	1.A
..3140OL-MY-9	FN CB1274 - RMBS	09/01/2025	Paydown		25,756	25,756	26,915	26,814	0	(1,058)	0	(1,058)	0	25,756	0	0	0	422	08/01/2051	1.A
..3140OM-ST-7	FN CB2657 - RMBS	09/01/2025	Paydown		7,617	7,617	7,772	7,757	0	(140)	0	(140)	0	7,617	0	0	0	149	01/01/2052	1.A
..3140OM-VP-6	FN CB2421 - RMBS	09/01/2025	Paydown		55,032	55,032	58,045	57,774	0	(2,742)	0	(2,742)	0	55,032	0	0	0	1,075	12/01/2051	1.A
..3140OQ-GA-7	FN CB4692 - RMBS	09/01/2025	Paydown		24,552	24,552	25,127	25,085	0	(534)	0	(534)	0	24,552	0	0	0	879	09/01/2052	1.A
..3140OQ-LM-5	FN CB5087 - RMBS	09/01/2025	Paydown		1,777	1,777	1,813	1,810	0	(33)	0	(33)	0	1,777	0	0	0	64	11/01/2052	1.A
..3140W1-TE-3	FN FA1448 - RMBS	09/01/2025	Paydown		29,146	29,146	29,492	29,492	0	(346)	0	(346)	0	29,146	0	0	0	134	04/01/2055	1.A
..3140W1-TG-8	FN FA1450 - RMBS	08/28/2025	Various		1,511,500	1,500,115	1,490,505	1,490,505	0	163	0	163	0	1,490,667	0	20,833	20,833	19,998	12/01/2054	1.A
..3140W1-TJ-2	FN FA1452 - RMBS	08/28/2025	Various		831,457	812,469	828,179	828,179	0	(425)	0	(425)	0	827,754	0	3,704	3,704	7,849	04/01/2055	1.A
..3140W2-4Q-1	FN FA2630 - RMBS	09/01/2025	Paydown		4,058	4,058	4,106	4,106	0	(48)	0	(48)	0	4,058	0	0	0	19	08/01/2055	1.A
..3140W2-4R-9	FN FA2631 - RMBS	09/01/2025	Paydown		5,153	5,153	5,298	5,298	0	(145)	0	(145)	0	5,153	0	0	0	26	08/01/2055	1.A
..3140W2-5M-9	FN FA2651 - RMBS	09/22/2025	Various		1,940,038	1,940,038	1,9													

STATEMENT AS OF SEPTEMBER 30, 2025 OF THE Cariten Health Plan Inc.

SCHEDULE D - PART 4

Show All Long-Term Bonds and Stock Sold, Redeemed or Otherwise Disposed of During the Current Quarter

1	2	3	4	5	6	7	8	9	Change In Book/Adjusted Carrying Value				15	16	17	18	19	20	21	
									10	11	12	13								14
CUSIP Identification	Description	Disposal Date	Name of Purchaser	Number of Shares of Stock	Consideration	Par Value	Actual Cost	Prior Year Book/Adjusted Carrying Value	Unrealized Valuation Increase/(Decrease)	Current Year's (Amortization)/Accretion	Current Year's Other Than Temporary Impairment Recognized	Total Change in Book/Adjusted Carrying Value (10 + 11 - 12)	Total Foreign Exchange Change in Book /Adjusted Carrying Value	Book/Adjusted Carrying Value at Disposal Date	Foreign Exchange Gain (Loss) on Disposal	Realized Gain (Loss) on Disposal	Total Gain (Loss) on Disposal	Bond Interest/Stock Dividends Received During Year	Stated Contractual Maturity Date	NAIC Designation, NAIC Designation Modifier and SVO Administrative Symbol
..3140X4-DF-0	FN FH1001 - RMBS	09/01/2025	Paydown		714	714	761	783	0	(69)	0	(69)	0	714	0	0	0	16	11/01/2048	1.A
..3140X8-UC-3	FN FM3278 - RMBS	09/01/2025	Paydown		470	470	501	515	0	(45)	0	(45)	0	470	0	0	0	11	11/01/2048	1.A
..3140X8-3F-2	FN FMS297 - RMBS	09/01/2025	Paydown		11,105	11,105	11,872	12,057	0	(952)	0	(952)	0	11,105	0	0	0	235	11/01/2050	1.A
..3140X8-G6-8	FN FM4720 - RMBS	09/01/2025	Paydown		17,433	17,433	18,626	18,816	0	(1,383)	0	(1,383)	0	17,433	0	0	0	348	10/01/2050	1.A
..3140X8-UU-9	FN FMS094 - RMBS	09/01/2025	Paydown		12,114	12,114	12,922	13,277	0	(1,163)	0	(1,163)	0	12,114	0	0	0	281	06/01/2049	1.A
..3140X8-WR-4	FN FMS155 - RMBS	09/01/2025	Paydown		2,809	2,809	2,919	2,906	0	(97)	0	(97)	0	2,809	0	0	0	36	12/01/2050	1.A
..3140X8-Y6-8	FN FMS232 - RMBS	09/01/2025	Paydown		3,661	3,661	3,914	3,960	0	(299)	0	(299)	0	3,661	0	0	0	74	06/01/2050	1.A
..3140X8-Y7-6	FN FMS233 - RMBS	09/01/2025	Paydown		7,780	7,780	8,291	8,285	0	(505)	0	(505)	0	7,780	0	0	0	164	11/01/2050	1.A
..3140X9-JB-2	FN FMS657 - RMBS	09/01/2025	Paydown		1,503	1,503	1,602	1,621	0	(119)	0	(119)	0	1,503	0	0	0	31	12/01/2050	1.A
..3140X9-JK-2	FN FMS665 - RMBS	09/01/2025	Paydown		814	814	868	889	0	(74)	0	(74)	0	814	0	0	0	18	08/01/2048	1.A
..3140X9-LJ-2	FN FMS984 - RMBS	09/01/2025	Paydown		108,652	108,652	112,251	111,896	0	(3,244)	0	(3,244)	0	108,652	0	0	0	1,456	02/01/2051	1.A
..3140XB-X7-0	FN FM7901 - RMBS	09/01/2025	Paydown		15,665	15,665	16,396	16,311	0	(647)	0	(647)	0	15,665	0	0	0	251	07/01/2051	1.A
..3140XC-4Z-8	FN FM8939 - RMBS	09/01/2025	Paydown		48,371	48,371	48,828	48,776	0	(405)	0	(405)	0	48,371	0	0	0	634	10/01/2051	1.A
..3140XD-2J-4	FN FM9776 - RMBS	09/01/2025	Paydown		156,822	156,822	161,036	160,836	0	(4,014)	0	(4,014)	0	156,822	0	0	0	2,989	11/01/2051	1.A
..3140XF-LL-3	FN FS0330 - RMBS	09/01/2025	Paydown		79,314	79,314	82,004	81,781	0	(2,467)	0	(2,467)	0	79,314	0	0	0	1,604	01/01/2052	1.A
..3140XG-OH-0	FN FS0971 - RMBS	09/01/2025	Paydown		22,429	22,429	22,556	22,547	0	(118)	0	(118)	0	22,429	0	0	0	507	01/01/2052	1.A
..3140XG-TV-1	FN FS1463 - RMBS	09/01/2025	Paydown		57,608	57,608	56,604	56,604	0	1,004	0	1,004	0	57,608	0	0	0	1,537	05/01/2051	1.A
..3140XJ-LC-5	FN FS3022 - RMBS	09/01/2025	Paydown		13,587	13,587	13,205	13,222	0	365	0	365	0	13,587	0	0	0	386	10/01/2052	1.A
..3140XJ-WK-5	FN FS3349 - RMBS	09/22/2025	Various		1,402,320	1,427,094	1,396,769	1,397,228	0	1,024	0	1,024	0	1,398,252	0	4,068	4,068	51,920	09/01/2052	1.A
..3140XN-FG-4	FN FS6466 - RMBS	09/01/2025	Paydown		37,880	37,880	37,596	37,600	0	280	0	280	0	37,880	0	0	0	1,125	12/01/2050	1.A
..3140XP-TH-2	FN FS7751 - RMBS	09/01/2025	Paydown		43,340	43,340	42,053	42,062	0	1,278	0	1,278	0	43,340	0	0	0	1,151	03/01/2053	1.A
..3140Y6-SU-0	FN CO0858 - RMBS	09/22/2025	Various		8,725,320	8,626,330	8,700,463	0	0	(1,204)	0	(1,204)	0	8,699,259	0	26,061	26,061	68,216	08/01/2055	1.A
..31410L-XE-7	FN 890877 - RMBS	09/01/2025	Paydown		1,485	1,485	1,584	1,625	0	(140)	0	(140)	0	1,485	0	0	0	34	07/01/2048	1.A
..31418C-MG-6	FN MA3058 - RMBS	09/01/2025	Paydown		59,475	59,475	64,319	66,786	0	(7,311)	0	(7,311)	0	59,475	0	0	0	1,568	07/01/2047	1.A
..31418C-U7-7	FN MA3305 - RMBS	09/01/2025	Paydown		1,074	1,074	1,146	1,178	0	(104)	0	(104)	0	1,074	0	0	0	25	03/01/2048	1.A
..31418C-V2-7	FN MA3332 - RMBS	09/01/2025	Paydown		2,036	2,036	2,171	2,238	0	(202)	0	(202)	0	2,036	0	0	0	48	04/01/2048	1.A
..31418D-HL-9	FN MA3834 - RMBS	09/01/2025	Paydown		17,037	17,037	17,801	18,263	0	(1,226)	0	(1,226)	0	17,037	0	0	0	342	11/01/2049	1.A
..31418E-3E-8	FN MA5296 - RMBS	08/28/2025	Various		8,800,317	8,728,069	8,725,682	0	0	(226)	0	(226)	0	8,725,456	0	74,860	74,860	77,062	03/01/2054	1.A
..31418E-KS-8	FN MA4804 - RMBS	09/01/2025	Paydown		22,312	22,312	21,646	21,651	0	661	0	661	0	22,312	0	0	0	589	11/01/2052	1.A
..31427M-5A-5	FH SL0840 - RMBS	08/28/2025	Various		2,470,235	2,453,588	2,457,806	0	0	(242)	0	(242)	0	2,457,563	0	12,672	12,672	21,603	03/01/2055	1.A
..31427P-MG-0	FH SL2003 - RMBS	09/22/2025	Various		5,936,815	5,847,835	5,921,847	0	0	(1,461)	0	(1,461)	0	5,920,386	0	16,428	16,428	46,136	08/01/2055	1.A
..35563P-JF-7	SCRT 2019-1 MA - CMO/RMBS	09/01/2025	Paydown		22,726	22,726	22,857	23,040	0	(314)	0	(314)	0	22,726	0	0	0	525	07/25/2058	1.A
..35563P-KG-3	SCRT 2019-2 MA - CMO/RMBS	09/01/2025	Paydown		7,050	7,050	7,158	7,105	0	(55)	0	(55)	0	7,050	0	0	0	162	08/26/2058	1.A
..35563P-LH-0	SCRT 2019-3 MA - CMO/RMBS	09/01/2025	Paydown		13,740	13,740	14,362	14,104	0	(364)	0	(364)	0	13,740	0	0	0	320	10/25/2058	1.A
..35563P-ML-0	SCRT 2019-4 MA - CMO/RMBS	09/01/2025	Paydown		10,420	10,420	10,648	10,555	0	(135)	0	(135)	0	10,420	0	0	0	204	02/25/2059	1.A
1039999999. Subtotal - Asset-Backed Securities - Financial Asset-Backed - Self-Liquidating - Agency Residential Mortgage-Backed Securities - Not/Partially Guaranteed (Not Exempt from RBC)					45,137,511	44,786,449	44,884,721	12,993,865	0	(56,582)	0	(56,582)	0	44,830,029	0	307,482	307,482	750,187	XXX	XXX
..17329M-CL-1	CMILT1 21J2 A7A - CMO/RMBS	09/01/2025	Paydown		4,143	4,143	4,229	4,217	0	(74)	0	(74)	0	4,143	0	0	0	71	07/25/2051	1.A FE
..33852H-AB-8	FSMT 2021- 81NV A3 - CMO/RMBS	09/01/2025	Paydown		2,073	2,073	2,108	2,105	0	(31)	0	(31)	0	2,073	0	0	0	35	09/25/2051	1.A FE
..33852J-AE-8	FSMT 217 A5 - CMO/RMBS	09/01/2025	Paydown		16,540	16,540	16,881	16,815	0	(275)	0	(275)	0	16,540	0	0	0	286	08/25/2051	1.A FE
..36262L-AJ-9	GSMS 2021-PJ6 A8 - CMO/RMBS	09/01/2025	Paydown		15,785	15,785	16,168	16,085	0	(300)	0	(300)	0	15,785	0	0	0	267	11/27/2051	1.A FE
..36262W-AJ-5	GSMS 21PJ8 A8 - CMO/RMBS	09/01/2025	Paydown		18,248	18,248	18,673	18,599	0	(350)	0	(350)	0	18,248	0	0	0	300	01/25/2052	1.A FE
..36263C-AH-2	GSMS 2021-PJ9 A8 - CMO/RMBS	09/01/2025	Paydown		7,312	7,312	7,472	7,445	0	(133)	0	(133)	0	7,312	0	0	0	120	02/26/2052	1.A FE
..36264D-AB-2	GSMS 2021-PJ2 A2 - CMO/RMBS	09/01/2025	Paydown		23,655	23,655	24,635	24,552	0	(897)	0	(897)	0	23,655	0	0	0	388	07/25/2051	1.A FE
..36264R-BH-7	GSMS 22PJ4 A24 - CMO/RMBS	09/01/2025	Paydown		4,753	4,753	4,528	4,528	0	226	0	226	0	4,753	0	0	0	124	09/25/2052	1.A FE
..36268V-AD-4	GSMS 24PJ1 A3 - RMBS	09/01/2025	Paydown		114,616	114,616	114,898	0	0	(282)	0	(282)	0	114,616	0	0	0	896	06/25/2054	1.A FE
..46592N-AC-0	JPMIT 217 A3 - CMO/RMBS	09/01/2025	Paydown		15,220	15,220	15,475	15,443	0	(223)	0	(223)	0	15,220	0	0	0	259	11/27/2051	1.A FE
..46653P-AC-1	JPMIT 216 A3 - RMBS	09/01/2025	Paydown		14,114	14,114	14,355	14,324	0	(210)	0	(210)	0	14,114	0	0	0	230	10/25/2051	1.A FE
..46654A-AF-6	JPMIT 2110 A4 - CMO/RMBS	09/01/2025	Paydown		4,532	4,532	4,643	4,622	0	(90)	0	(90)	0	4,532	0	0	0	78	12/26/2051	1.A FE
..46654W-AH-4	JPMIT 221 A4 - CMO/RMBS	09/01/2025	Paydown		14,256	14,256	14,126	14,178	0	78	0	78	0	14,256	0	0	0	236	07/25/2052	1.A FE
..58549R-AJ-5	MELLO 21MTG3 A9 - CMO/RMBS	09/01/2025	Paydown		1,468	1,468	1,499	1,492	0	(24)	0	(24)	0	1,468	0	0	0	24	07/25/2051	1.A FE
..61722C-AH-4	MSRM 2021-3 A4 - CMO/RMBS	09/01/2025	Paydown		15,321	15,321	15,637	15,577	0	(256)	0	(256)	0	15,321	0	0	0	270	06/26/2051	1.A FE
..61722M-AH-2	MSRM 2021-4 A4 - CMO/RMBS	09/01/2025	Paydown		4,716	4,716	4,842	4,820	0	(104)	0	(104)	0	4,716	0	0	0	79	07/25/2051	1.A FE

E05.3

STATEMENT AS OF SEPTEMBER 30, 2025 OF THE Cariten Health Plan Inc.

SCHEDULE D - PART 4

Show All Long-Term Bonds and Stock Sold, Redeemed or Otherwise Disposed of During the Current Quarter

1	2	3	4	5	6	7	8	9	Change In Book/Adjusted Carrying Value					15	16	17	18	19	20	21	
									10	11	12	13	14								
CUSIP Identification	Description	Disposal Date	Name of Purchaser	Number of Shares of Stock	Consideration	Par Value	Actual Cost	Prior Year Book/Adjusted Carrying Value	Unrealized Valuation Increase/(Decrease)	Current Year's (Amortization)/Accretion	Current Year's Other Than Temporary Impairment Recognized	Total Change in Book/Adjusted Carrying Value (10 + 11 - 12)	Total Foreign Exchange Change in Book /Adjusted Carrying Value	Book/Adjusted Carrying Value at Disposal Date	Foreign Exchange Gain (Loss) on Disposal	Realized Gain (Loss) on Disposal	Total Gain (Loss) on Disposal	Bond Interest/Stock Dividends Received During Year	Stated Contractual Maturity Date	NAIC Designation, NAIC Designation Modifier and SVO Administrative Symbol	
..61772N-AQ-0	MSRM 2021-5 A4 - CMO/RMBS	09/01/2025	Paydown		2,820	2,820	2,885	2,876	0	(56)	0	(56)	0	2,820	0	0	0	45	08/25/2051	1.A FE	
..74936R-AE-4	RCKT 212 A5 - CMO/RMBS	09/01/2025	Paydown		19,679	19,679	20,091	20,022	0	(343)	0	(343)	0	19,679	0	0	0	317	06/26/2051	1.A FE	
..81747K-AA-1	SEMT 2021-1 A1 - CMO/RMBS	09/01/2025	Paydown		28,419	28,419	29,622	29,535	0	(1,117)	0	(1,117)	0	28,419	0	0	0	469	03/27/2051	1.A FE	
1059999999. Subtotal - Asset-Backed Securities - Financial Asset-Backed - Self-Liquidating - Non-Agency Residential Mortgage-Backed Securities (Unaffiliated)					327,673	327,673	332,734	217,235	0	(4,460)	0	(4,460)	0	327,673	0	0	0	4,495	XXX	XXX	
..05610H-AA-1	BX 22LP2 A - CMBS	09/15/2025	Paydown		289,436	289,436	288,199	289,521	0	(85)	0	(85)	0	289,436	0	0	0	11,650	02/15/2039	1.A FE	
..30298L-AE-1	FRESB 2019-SB65 A1H - CMBS	09/01/2025	Paydown		724	724	728	780	0	(56)	0	(56)	0	724	0	0	0	11	05/25/2039	1.D FE	
..94989W-AS-6	WFCM 2015-C31 A4 - CMBS	09/01/2025	Paydown		428,227	428,227	446,201	429,612	0	(1,385)	0	(1,385)	0	428,227	0	0	0	10,824	11/18/2048	1.A FE	
1079999999. Subtotal - Asset-Backed Securities - Financial Asset-Backed - Self-Liquidating - Non-Agency Commercial Mortgage-Backed Securities (Unaffiliated)					718,387	718,387	735,128	719,913	0	(1,526)	0	(1,526)	0	718,387	0	0	0	22,486	XXX	XXX	
..15032A-AN-7	CEDF V A1R - CDO	07/17/2025	Paydown		17,365	17,365	17,365	17,365	0	0	0	0	0	17,365	0	0	0	760	07/17/2031	1.A FE	
..553205-AC-9	MP3 111 AR - CDO	07/21/2025	Various		12,489	12,489	12,489	12,489	0	0	0	0	0	12,489	0	0	0	1,808	10/21/2030	1.A FE	
..67590G-BG-3	OCT17 17RRR A1R - CDO	07/25/2025	Paydown		77,596	77,596	77,596	77,596	0	0	0	0	0	77,596	0	0	0	3,335	01/27/2031	1.A FE	
1099999999. Subtotal - Asset-Backed Securities - Financial Asset-Backed - Self-Liquidating - Non-Agency - CLOs/CBOs/CDOs (Unaffiliated)					107,450	107,450	107,450	107,450	0	0	0	0	0	107,450	0	0	0	5,903	XXX	XXX	
..14290F-AD-8	CARMX 2025-3 A3 - ABS	09/25/2025	CIBC WORLD MARKETS CORP.		2,918,049	2,897,000	2,896,405	2,918,049	0	31	0	31	0	2,896,435	0	21,613	21,613	22,053	07/15/2030	1.A FE	
..19425A-AA-2	CASL 2021-B A1 - ABS	09/25/2025	Paydown		2,343	2,343	2,343	2,343	0	0	0	0	0	2,343	0	0	0	83	06/25/2052	1.A FE	
..28165A-AA-7	EDVES 22A A - ABS	09/25/2025	Various		271,287	271,276	264,564	265,886	0	409	0	409	0	266,295	0	4,992	4,992	10,666	11/26/2040	1.A FE	
..34535Q-AA-3	FORDR 2023-REV1 A - ABS	09/26/2025	INCOME		3,550,655	3,492,000	3,491,890	3,491,928	0	16	0	16	0	3,491,944	0	58,711	58,711	133,608	08/15/2035	1.A FE	
..35042N-AA-3	FFIN 2025-2 A - ABS	09/25/2025	Various		2,593,784	2,586,000	2,585,473	2,593,784	0	0	0	0	0	2,585,498	0	8,286	8,286	25,509	04/15/2052	1.A FE	
..36265W-AE-3	GMCAR 2022-3 A4 - ABS	09/25/2025	Bank of America Securities		508,805	510,000	491,632	501,139	0	4,184	0	4,184	0	505,323	0	3,482	3,482	14,716	12/16/2027	1.A FE	
..39571V-AD-0	GSKY 252 A4 - ABS	09/25/2025	Paydown		2,030	2,030	2,030	2,030	0	0	0	0	0	2,030	0	0	0	17	06/25/2060	1.A FE	
..47800C-AC-0	JDOT 2023 A3 - ABS	09/15/2025	Paydown		92,662	92,662	92,645	92,657	0	6	0	6	0	92,662	0	0	0	3,105	11/15/2027	1.A FE	
..52603G-AA-4	LFT 2025-2 A - ABS	09/10/2025	BANK OF NYC/MIZUHO SEC		2,396,256	2,374,000	2,373,242	2,396,256	0	3	0	3	0	2,373,246	0	23,011	23,011	13,239	10/20/2034	1.A FE	
..63942A-AA-4	NAVSL 2020-I A1A - ABS	09/15/2025	Paydown		16,857	16,857	16,854	16,854	0	3	0	3	0	16,857	0	0	0	150	04/15/2069	1.A FE	
..63942B-AA-2	NAVSL 2021-A A - ABS	09/15/2025	Paydown		2,498	2,498	2,498	2,498	0	0	0	0	0	2,498	0	0	0	14	05/15/2069	1.A FE	
..63942C-AA-0	NAVSL 2021-D A - ABS	09/15/2025	Paydown		9,081	9,081	9,081	9,081	0	0	0	0	0	9,081	0	0	0	338	04/15/2060	1.A FE	
..63942E-AA-6	NAVSL 2021-E A - ABS	09/15/2025	Paydown		24,955	24,955	24,949	24,951	0	4	0	4	0	24,955	0	0	0	162	12/16/2069	1.A FE	
..63942L-AA-0	NAVSL 21B A - ABS	09/15/2025	Paydown		8,768	8,768	8,767	8,767	0	0	0	0	0	8,768	0	0	0	55	07/15/2069	1.A FE	
..64033X-AD-6	NSLT 2025-A A1A - ABS	09/25/2025	Various		3,572,536	3,535,316	3,534,009	3,572,536	0	116	0	116	0	3,534,125	0	38,411	38,411	88,751	03/15/2057	1.A FE	
..64035D-AA-4	NSLT 21A A1 - ABS	09/22/2025	Paydown		22,556	22,556	22,534	22,534	0	(715)	0	(715)	0	22,556	0	0	0	801	04/20/2062	1.A FE	
..64035Y-AD-8	NSLT 21A AP2 - ABS	09/20/2025	Paydown		28,540	28,540	28,507	28,512	0	28	0	28	0	28,540	0	0	0	259	04/20/2062	1.A FE	
..83405Y-AA-0	SOFI 2021-A AFX - ABS	09/15/2025	Paydown		2,874	2,874	2,873	2,873	0	0	0	0	0	2,874	0	0	0	20	08/17/2043	1.A FE	
..92348K-DJ-9	VZMT 2024-7 A - ABS	09/26/2025	BONY/TORONTO DOMINION SECURITI		1,333,229	1,325,000	1,324,632	1,324,652	0	51	0	51	0	1,324,703	0	8,527	8,527	44,669	08/20/2032	1.A FE	
..96041K-AD-6	WLAKE 252 A3 - ABS	09/10/2025	BNP PARIBAS SECURITIES BOND		2,208,741	2,194,000	2,193,923	2,208,741	0	5	0	5	0	2,193,929	0	14,812	14,812	14,842	05/15/2029	1.A FE	
1119999999. Subtotal - Asset-Backed Securities - Financial Asset-Backed - Self-Liquidating - Other Financial Asset-Backed Securities - Self-Liquidating (Unaffiliated)					19,566,506	19,397,757	19,368,851	19,397,757	0	4,167	0	4,167	0	19,384,661	0	181,845	181,845	373,057	XXX	XXX	
..29375C-AB-5	EFF 231 A2 - ABS	09/20/2025	Paydown		36,530	36,530	36,524	36,528	0	2	0	2	0	36,530	0	0	0	1,340	01/22/2029	1.A FE	
..29375U-AC-3	EFF 253 A3 - ABS	09/25/2025	BANK OF NYC/MIZUHO SEC		1,406,252	1,394,000	1,393,875	1,406,252	0	7	0	7	0	1,393,881	0	12,371	12,371	10,880	09/20/2029	1.A FE	
..29375U-AD-1	EFF 253 A4 - ABS	09/25/2025	MUFG SECURITIES AMERICAS INC.		1,095,441	1,081,000	1,080,804	1,095,441	0	7	0	7	0	1,080,812	0	14,630	14,630	8,778	03/22/2032	1.A FE	
1519999999. Subtotal - Asset-Backed Securities - Non-Financial Asset-Backed Securities - Practical Expedient - Lease-Backed Securities - Practical Expedient (Unaffiliated)					2,538,223	2,511,530	2,511,203	2,538,223	0	15	0	15	0	2,511,222	0	27,001	27,001	20,997	XXX	XXX	
1889999999. Total - Asset-Backed Securities (Unaffiliated)					68,395,750	67,849,245	67,940,086	67,940,086	0	(58,385)	0	(58,385)	0	67,879,422	0	516,328	516,328	1,177,126	XXX	XXX	
1899999999. Total - Asset-Backed Securities (Affiliated)					0	0	0	0	0	0	0	0	0	0	0	0	0	0	0	XXX	XXX
1909999999. Total - Asset-Backed Securities - Part 4					68,395,750	67,849,245	67,940,086	67,940,086	0	(58,385)	0	(58,385)	0	67,879,422	0	516,328	516,328	1,177,126	XXX	XXX	
1909999998. Total - Asset-Backed Securities - Part 5					XXX	XXX	XXX	XXX	XXX	XXX	XXX	XXX	XXX	XXX	XXX	XXX	XXX	XXX	XXX	XXX	XXX
1909999999. Total - Asset-Backed Securities					68,395,750	67,849,245	67,940,086	67,940,086	0	(58,385)	0	(58,385)	0	67,879,422	0	516,328	516,328	1,177,126	XXX	XXX	
2009999999. Total - Issuer Credit Obligations and Asset-Backed Securities					131,940,537	130,841,245	130,629,035	130,841,245	58,347,059	6,502	24,249	0	30,751	0	130,663,191	0	1,277,347	1,277,347	3,404,409	XXX	XXX
4509999999. Total - Preferred Stocks - Part 4					0	XXX	0	0	0	0	0	0	0	0	0	0	0	0	0	XXX	XXX

E05.4

STATEMENT AS OF SEPTEMBER 30, 2025 OF THE Cariten Health Plan Inc.

SCHEDULE D - PART 4

Show All Long-Term Bonds and Stock Sold, Redeemed or Otherwise Disposed of During the Current Quarter

1	2	3	4	5	6	7	8	9	Change In Book/Adjusted Carrying Value					15	16	17	18	19	20	21	
									10	11	12	13	14								
CUSIP Identification	Description	Disposal Date	Name of Purchaser	Number of Shares of Stock	Consideration	Par Value	Actual Cost	Prior Year Book/Adjusted Carrying Value	Unrealized Valuation Increase/(Decrease)	Current Year's (Amortization)/Accretion	Other Than Temporary Impairment Recognized	Total Change in Book/Adjusted Carrying Value (10 + 11 - 12)	Total Foreign Exchange Change in Book /Adjusted Carrying Value	Book/Adjusted Carrying Value at Disposal Date	Foreign Exchange Gain (Loss) on Disposal	Realized Gain (Loss) on Disposal	Total Gain (Loss) on Disposal	Bond Interest/Stock Dividends Received During Year	Stated Contractual Maturity Date	NAIC Designation, NAIC Designation Modifier and SVO Administrative Symbol	
4509999998. Total - Preferred Stocks - Part 5					XXX	XXX	XXX	XXX	XXX	XXX	XXX	XXX	XXX	XXX	XXX	XXX	XXX	XXX	XXX	XXX	XXX
4509999999. Total - Preferred Stocks					0	XXX	0	0	0	0	0	0	0	0	0	0	0	0	0	XXX	XXX
5989999997. Total - Common Stocks - Part 4					0	XXX	0	0	0	0	0	0	0	0	0	0	0	0	0	XXX	XXX
5989999998. Total - Common Stocks - Part 5					XXX	XXX	XXX	XXX	XXX	XXX	XXX	XXX	XXX	XXX	XXX	XXX	XXX	XXX	XXX	XXX	XXX
5989999999. Total - Common Stocks					0	XXX	0	0	0	0	0	0	0	0	0	0	0	0	0	XXX	XXX
5999999999. Total - Preferred and Common Stocks					0	XXX	0	0	0	0	0	0	0	0	0	0	0	0	0	XXX	XXX
6009999999 - Totals					131,940,537	XXX	130,629,035	58,347,059	6,502	24,249	0	30,751	0	130,663,191	0	1,277,347	1,277,347	3,404,409	XXX	XXX	

Schedule DB - Part A - Section 1 - Options, Caps, Floors, Collars, Swaps and Forwards Open

N O N E

Schedule DB - Part B - Section 1 - Futures Contracts Open

N O N E

Schedule DB - Part B - Section 1B - Brokers with whom cash deposits have been made

N O N E

Schedule DB - Part D - Section 1 - Counterparty Exposure for Derivative Instruments Open

N O N E

Schedule DB - Part D-Section 2 - Collateral for Derivative Instruments Open - Pledged By

N O N E

Schedule DB - Part D-Section 2 - Collateral for Derivative Instruments Open - Pledged To

N O N E

Schedule DB - Part E - Derivatives Hedging Variable Annuity Guarantees

N O N E

STATEMENT AS OF SEPTEMBER 30, 2025 OF THE Cariten Health Plan Inc.

SCHEDULE DL - PART 1
SECURITIES LENDING COLLATERAL ASSETS

Reinvested Collateral Assets Owned Current Statement Date
(Securities lending collateral assets reported in aggregate on Line 10 of the Assets page (Line 9 for Separate Accounts) and not included on Schedules A, B, BA, D, DB and E)

1	2	3	4	5	6	7
CUSIP Identification	Description	Restricted Asset Code	NAIC Designation, NAIC Designation Modifier and SVO Administrative Symbol	Fair Value	Book/Adjusted Carrying Value	Maturity Date
0489999999	Total - Issuer Credit Obligations (Schedule D, Part 1, Section 1 type) - (Unaffiliated)			0	0	XXX
0499999999	Total - Issuer Credit Obligations (Schedule D, Part 1, Section 1 type) - (Affiliated)			0	0	XXX
0509999999	Total - Issuer Credit Obligations (Schedule D, Part 1, Section 1 type)			0	0	XXX
1889999999	Total - Asset-Backed Securities (Schedule D, Part 1, Section 2 type) - (Unaffiliated)			0	0	XXX
1899999999	Total - Asset-Backed Securities (Schedule D, Part 1, Section 2 type) - (Affiliated)			0	0	XXX
1909999999	Total - Asset-Backed Securities (Schedule D, Part 1, Section 2 type)			0	0	XXX
2009999999	Total - Issuer Credit Obligations and Asset-Backed Securities			0	0	XXX
4109999999	Total - Preferred Stocks (Schedule D, Part 2, Section 1 type) - Industrial and Miscellaneous (Unaffiliated)			0	0	XXX
4409999999	Total - Preferred Stocks (Schedule D, Part 2, Section 1 type) - Parent, Subsidiaries and Affiliates			0	0	XXX
4509999999	Total - Preferred Stocks (Schedule D, Part 2, Section 1 type)			0	0	XXX
5109999999	Total - Common Stocks (Schedule D, Part 2, Section 2 type) - Industrial and Miscellaneous (Unaffiliated)			0	0	XXX
5409999999	Total - Common Stocks (Schedule D, Part 2, Section 2 type) - Mutual Funds			0	0	XXX
5609999999	Total - Common Stocks (Schedule D, Part 2, Section 2 type) - Unit Investment Trusts			0	0	XXX
5809999999	Total - Common Stocks (Schedule D, Part 2, Section 2 type) - Closed-End Funds			0	0	XXX
5979999999	Total - Common Stocks (Schedule D, Part 2, Section 2 type) - Parent, Subsidiaries and Affiliates			0	0	XXX
5989999999	Total - Common Stocks (Schedule D, Part 2, Section 2 type)			0	0	XXX
5999999999	Total - Preferred and Common Stocks			0	0	XXX
000000-00-0	CF SECURED LLC		1.G	3,248,772	3,248,772	10/01/2025
000000-00-0	BOFA SECURITIES, INC		1.E	1,985,361	1,985,361	11/04/2025
000000-00-0	HSBC SECURITIES USA INC		1.E	1,915,317	1,915,317	10/01/2025
000000-00-0	NATWEST MARKETS SECURITIES INC		1.E	1,804,873	1,804,873	10/01/2025
000000-00-0	ROYAL BANK CANADA TORONTO		1.C	1,082,924	1,082,924	11/04/2025
000000-00-0	TD PRIME SERVICES LLC		1.G	974,632	974,632	11/04/2025
000000-00-0	SANTANDER US CAPITAL MARKETS LLC		1.G	902,437	902,437	10/01/2025
000000-00-0	BANK OF NOVA SCOTIA HOUSTON		1.E	361,008	360,975	11/06/2025
000000-00-0	TD PRIME SERVICES LLC		1.G	360,975	360,975	10/01/2025
000000-00-0	INVESCO GOVT AND AGCY LEX		1.C	360,975	360,975	10/01/2025
000000-00-0	NATL BANK CANADA		1.E	360,975	360,975	10/07/2025
000000-00-0	DZ BANK AG NEW YORK		1.E	360,975	360,975	10/01/2025
000000-00-0	TFDXX LEX BLACKROCK FED FUND		1.C	360,975	360,975	10/01/2025
000000-00-0	ROYAL BANK OF CANADA		1.C	360,975	360,975	10/01/2025
000000-00-0	SKANDI NY		1.E	360,974	360,975	10/06/2025
000000-00-0	CIBC NY		1.E	360,967	360,975	12/05/2025
000000-00-0	IONIC SER III CL A		1.E	360,888	360,933	10/02/2025
000000-00-0	ABN Amro Bank N.V.		1.E	342,757	342,757	10/01/2025
000000-00-0	ROYAL BANK OF CANADA NY		1.C	288,900	288,780	02/02/2026
000000-00-0	CANADIAN IMPERIAL BANK TOR		1.E	252,682	252,682	10/01/2025
000000-00-0	SVENSKA NY		1.C	252,682	252,682	10/01/2025
000000-00-0	DNB NOR BANK ASA NEW YORK		1.C	252,682	252,682	10/01/2025
000000-00-0	RABOBANK NEW YORK		1.E	252,682	252,682	10/01/2025
000000-00-0	BANCO SANTANDER SA NY		1.E	252,682	252,682	10/01/2025
000000-00-0	SKANDI NY		1.E	252,682	252,682	10/01/2025
000000-00-0	LHT N.Y.		1.D	252,682	252,682	10/01/2025
000000-00-0	NORDEA BANK ABP, NEW YORK BRANCH		1.C	252,682	252,682	10/01/2025
000000-00-0	OCBC NEW YORK		1.C	216,603	216,585	11/21/2025
000000-00-0	TORONTO DOMINION NY		1.E	180,696	180,487	04/23/2026
000000-00-0	CIBC NY		1.E	180,527	180,487	01/23/2026
000000-00-0	BANK OF MONTREAL CHICAGO		1.E	180,524	180,487	06/10/2026
000000-00-0	BANK OF AMERICA NA		1.E	180,510	180,487	10/15/2025
000000-00-0	BARCLAYS NEW YORK		1.E	180,497	180,487	10/21/2025
000000-00-0	OCBC NEW YORK		1.C	180,496	180,487	12/05/2025
000000-00-0	CREDIT AGRICOLE CIB, NY		1.E	180,489	180,487	11/03/2025
000000-00-0	ROYAL BANK OF CANADA NY		1.C	144,488	144,390	05/01/2026
000000-00-0	SVENSKA NY		1.C	108,329	108,292	01/21/2026
000000-00-0	BANK OF MONTREAL CHICAGO		1.E	108,300	108,292	01/08/2026
000000-00-0	SUMITOMO MITSUI TRUST BANK LTD, LDN		1.E	108,300	108,292	10/06/2025
000000-00-0	ROYAL BANK OF CANADA NY		1.C	72,204	72,195	12/12/2025
9709999999	Subtotal - Cash Equivalents (Schedule E Part 2 type)			20,199,076	20,198,473	XXX
9999999999	Totals			20,199,076	20,198,473	XXX

General Interrogatories:

- Total activity for the year Fair Value \$ 10,460,578 Book/Adjusted Carrying Value \$ 10,460,150
- Average balance for the year Fair Value \$ 19,956,738 Book/Adjusted Carrying Value \$ 19,956,122
- Reinvested securities lending collateral assets book/adjusted carrying value included in this schedule by NAIC designation:
 NAIC 1 \$ 20,198,473 NAIC 2 \$ 0 NAIC 3 \$ 0 NAIC 4 \$ 0 NAIC 5 \$ 0 NAIC 6 \$ 0

**SCHEDULE DL - PART 2
SECURITIES LENDING COLLATERAL ASSETS**

Reinvested Collateral Assets Owned Current Statement Date
(Securities lending collateral assets included on Schedules A, B, BA, D, DB and E
and not reported in aggregate on Line 10 of the Assets page (Line 9 for Separate Accounts))

1	2	3	4	5	6	7
CUSIP Identification	Description	Restricted Asset Code	NAIC Designation, NAIC Designation Modifier and SVO Administrative Symbol	Fair Value	Book/Adjusted Carrying Value	Maturity Date
NONE						
999999999 - Totals						XXX

General Interrogatories:

1. Total activity for the year
2. Average balance for the year

Fair Value \$	Book/Adjusted Carrying Value \$
Fair Value \$	Book/Adjusted Carrying Value \$

STATEMENT AS OF SEPTEMBER 30, 2025 OF THE Cariten Health Plan Inc.

SCHEDULE E - PART 2 - CASH EQUIVALENTS

Show Investments Owned End of Current Quarter

1	2	3	4	5	6	7	8	9
CUSIP	Description	Restricted Asset Code	Date Acquired	Stated Rate of Interest	Maturity Date	Book/Adjusted Carrying Value	Amount of Interest Due and Accrued	Amount Received During Year
	UNITED STATES TREASURY		09/25/2025	0.000	10/09/2025	11,989,227	0	8,080
0019999999	Subtotal - Issuer Credit Obligations - U.S. Government Obligations (Exempt from RBC)					11,989,227	0	8,080
	Duke Energy Corporation		09/26/2025	0.000	10/14/2025	9,984,797	0	5,847
	General Dynamics Corporation		09/30/2025	0.000	10/28/2025	1,993,850	0	228
	Hyundai Capital America		09/30/2025	0.000	10/15/2025	18,968,819	0	2,227
	Parker-Hannifin Corporation		08/29/2025	0.000	10/07/2025	11,991,260	0	48,070
0089999999	Subtotal - Issuer Credit Obligations - Corporate Bonds (Unaffiliated)					42,938,726	0	56,372
0489999999	Total - Issuer Credit Obligations (Unaffiliated)					54,927,953	0	64,452
0499999999	Total - Issuer Credit Obligations (Affiliated)					0	0	0
0509999999	Total - Issuer Credit Obligations					54,927,953	0	64,452
09248U-71-8	BLKPK LQ:T-FUND INSTL		09/02/2025	4.000		285	1	22
31607A-88-5	FIDELITY IMM:TRS INSTL		09/29/2025	4.040		5,375,754	23,184	0
8209999999	Subtotal - Exempt Money Market Mutual Funds - as Identified by the SVO					5,376,039	23,185	22
94975P-40-5	ALLSPRING:GOVT MM 1	SD	09/16/2025	4.020		500	2	13
X9USDC-5C-6	FIRST AMERICAN TRSY OBL X 5387		09/18/2025	0.000		32,362	0	0
8309999999	Subtotal - All Other Money Market Mutual Funds					32,862	2	13
8589999999	Total Cash Equivalents (Unaffiliated)					60,336,854	23,187	64,487
8599999999	Total Cash Equivalents (Affiliated)					0	0	0
8609999999	Total Cash Equivalents					60,336,854	23,187	64,487