



HEALTH QUARTERLY STATEMENT

AS OF MARCH 31, 2025
OF THE CONDITION AND AFFAIRS OF THE
Cariten Health Plan Inc.

NAIC Group Code01190119NAIC Company Code95754Employer's ID Number62-1579044
(Current)(Prior)

Organized under the Laws ofTennessee, State of Domicile or Port of EntryTNTN

Country of DomicileUnited States of America

Licensed as business type:Health Maintenance Organization

Is HMO Federally Qualified? Yes [X] No []

Incorporated/Organized09/13/1994Commenced Business12/31/1995

Statutory Home Office123 Center Park DriveKnoxville, TN, US 37922
(Street and Number)(City or Town, State, Country and Zip Code)

Main Administrative Office500 West Main StreetLouisville, KY, US 40202865-470-3993
(Street and Number)(City or Town, State, Country and Zip Code)(Area Code) (Telephone Number)

Mail AddressP.O. Box 740036Louisville, KY, US 40201-7436
(Street and Number or P.O. Box)(City or Town, State, Country and Zip Code)

Primary Location of Books and Records500 West Main StreetLouisville, KY, US 40202502-580-1000
(Street and Number)(City or Town, State, Country and Zip Code)(Area Code) (Telephone Number)

Internet Website Addresswww.humana.com

Statutory Statement ContactBryan Oberholtzer502-580-1077
(Name)(Area Code) (Telephone Number)

DOIINQUIRIES@humana.com502-580-2099
(E-mail Address)(FAX Number)

OFFICERS

PresidentGeorge Renaudin IIChief Financial OfficerCeleste Marie Mellet #

VP, Associate General Counsel & Corporate SecretaryJoseph Matthew RuschellVP & TreasurerRobert Martin Marcoux Jr.

OTHER

Courtney Danielle Durall, Assistant Corporate Secretary & Director, ESG Strategy	Douglas Allen Edwards, SVP, Enterprise Associate & Business Solutions	Daniel Kevin Feld, Associate VP, Tax
John-Paul William Felter, SVP, Chief Accounting Officer & Controller	Jeremy Leon Gaskill, VP, Medicare Regional President	John Stephen Littig, VP, Medicare Regional President
Sean Joseph O'Reilly, SVP, Chief Compliance Officer	William Mark Preston, VP, Investments	Frederick William Roth, VP, Medicare Supplement
Gilbert Alan Stewart, SVP, Medicare Divisional Leader	Gilbert Alan Stewart, SVP, Medicare Divisional Leader	

DIRECTORS OR TRUSTEES

Sean Joseph O'Reilly

George Renaudin II

Joseph Matthew Ruschell

State ofKentuckySS:

County ofJefferson

The officers of this reporting entity being duly sworn, each depose and say that they are the described officers of said reporting entity, and that on the reporting period stated above, all of the herein described assets were the absolute property of the said reporting entity, free and clear from any liens or claims thereon, except as herein stated, and that this statement, together with related exhibits, schedules and explanations therein contained, annexed or referred to, is a full and true statement of all the assets and liabilities and of the condition and affairs of the said reporting entity as of the reporting period stated above, and of its income and deductions therefrom for the period ended, and have been completed in accordance with the NAIC Annual Statement Instructions and Accounting Practices and Procedures manual except to the extent that: (1) state law may differ; or, (2) that state rules or regulations require differences in reporting not related to accounting practices and procedures, according to the best of their information, knowledge and belief, respectively. Furthermore, the scope of this attestation by the described officers also includes the related corresponding electronic filing with the NAIC, when required, that is an exact copy (except for formatting differences due to electronic filing) of the enclosed statement. The electronic filing may be requested by various regulators in lieu of or in addition to the enclosed statement.

George Renaudin II
President

Joseph Matthew Ruschell
VP, Associate General Counsel & Corporate Secretary

Robert Martin Marcoux, Jr.
VP & Treasurer

Subscribed and sworn to before me this2ndday ofMay, 2025

a. Is this an original filing?Yes [X] No []

b. If no,
1. State the amendment number.....
2. Date filed
3. Number of pages attached.....

Julia Wentworth
Notary Public
January 10, 2029

ASSETS

	Current Statement Date			4 December 31 Prior Year Net Admitted Assets
	1 Assets	2 Nonadmitted Assets	3 Net Admitted Assets (Cols. 1 – 2)	
1. Bonds	451,503,494	0	451,503,494	463,153,347
2. Stocks:				
2.1 Preferred stocks	0	0	0	0
2.2 Common stocks	0	0	0	0
3. Mortgage loans on real estate:				
3.1 First liens	0	0	0	0
3.2 Other than first liens.....	0	0	0	0
4. Real estate:				
4.1 Properties occupied by the company (less \$0 encumbrances)	0	0	0	0
4.2 Properties held for the production of income (less \$0 encumbrances)	0	0	0	0
4.3 Properties held for sale (less \$0 encumbrances)	0	0	0	0
5. Cash (\$ 17,558,908), cash equivalents (\$ 70,465,322) and short-term investments (\$0)	88,024,230	0	88,024,230	54,793,102
6. Contract loans (including \$0 premium notes)	0	0	0	0
7. Derivatives	0	0	0	0
8. Other invested assets	0	0	0	0
9. Receivables for securities	0	0	0	0
10. Securities lending reinvested collateral assets	23,044,597	0	23,044,597	9,738,499
11. Aggregate write-ins for invested assets	0	0	0	0
12. Subtotals, cash and invested assets (Lines 1 to 11)	562,572,320	0	562,572,320	527,684,948
13. Title plants less \$0 charged off (for Title insurers only)	0	0	0	0
14. Investment income due and accrued	2,830,967	0	2,830,967	3,289,631
15. Premiums and considerations:				
15.1 Uncollected premiums and agents' balances in the course of collection	1,933,830	378,241	1,555,590	1,766,688
15.2 Deferred premiums, agents' balances and installments booked but deferred and not yet due (including \$0 earned but unbilled premiums)	0	0	0	0
15.3 Accrued retrospective premiums (\$ 540,908) and contracts subject to redetermination (\$ 84,888,041)	85,428,949	0	85,428,949	41,205,228
16. Reinsurance:				
16.1 Amounts recoverable from reinsurers	0	0	0	0
16.2 Funds held by or deposited with reinsured companies	0	0	0	0
16.3 Other amounts receivable under reinsurance contracts	0	0	0	0
17. Amounts receivable relating to uninsured plans	6,136,151	335,132	5,801,018	863,116
18.1 Current federal and foreign income tax recoverable and interest thereon	0	0	0	0
18.2 Net deferred tax asset	6,677,024	0	6,677,024	6,677,024
19. Guaranty funds receivable or on deposit	0	0	0	0
20. Electronic data processing equipment and software	0	0	0	0
21. Furniture and equipment, including health care delivery assets (\$0)	0	0	0	0
22. Net adjustment in assets and liabilities due to foreign exchange rates	0	0	0	0
23. Receivables from parent, subsidiaries and affiliates	0	0	0	0
24. Health care (\$ 49,811,877) and other amounts receivable	55,815,938	5,972,973	49,842,965	44,650,689
25. Aggregate write-ins for other-than-invested assets	8,108,626	8,108,626	0	0
26. Total assets excluding Separate Accounts, Segregated Accounts and Protected Cell Accounts (Lines 12 to 25)	729,503,806	14,794,971	714,708,834	626,137,323
27. From Separate Accounts, Segregated Accounts and Protected Cell Accounts	0	0	0	0
28. Total (Lines 26 and 27)	729,503,806	14,794,971	714,708,834	626,137,323
DETAILS OF WRITE-INS				
1101.	0	0	0	0
1102.				
1103.				
1198. Summary of remaining write-ins for Line 11 from overflow page	0	0	0	0
1199. Totals (Lines 1101 through 1103 plus 1198)(Line 11 above)	0	0	0	0
2501. Prepaid Commissions	8,108,626	8,108,626	0	0
2502.				
2503.				
2598. Summary of remaining write-ins for Line 25 from overflow page	0	0	0	0
2599. Totals (Lines 2501 through 2503 plus 2598)(Line 25 above)	8,108,626	8,108,626	0	0

LIABILITIES, CAPITAL AND SURPLUS

	Current Period			Prior Year
	1 Covered	2 Uncovered	3 Total	4 Total
1. Claims unpaid (less \$0 reinsurance ceded)	234,267,101	6,276,916	240,544,017	244,617,595
2. Accrued medical incentive pool and bonus amounts	24,260,143	0	24,260,143	19,252,947
3. Unpaid claims adjustment expenses	1,469,183	0	1,469,183	1,340,530
4. Aggregate health policy reserves, including the liability of \$0 for medical loss ratio rebate per the Public Health Service Act	15,074,216	0	15,074,216	11,687,227
5. Aggregate life policy reserves	0	0	0	0
6. Property/casualty unearned premium reserve	0	0	0	0
7. Aggregate health claim reserves	0	0	0	0
8. Premiums received in advance	5,212,640	0	5,212,640	1,749,821
9. General expenses due or accrued	3,154,058	0	3,154,058	2,825,049
10.1 Current federal and foreign income tax payable and interest thereon (including \$45,752 on realized gains (losses))	11,682,163	0	11,682,163	2,865,246
10.2 Net deferred tax liability	0	0	0	0
11. Ceded reinsurance premiums payable	0	0	0	0
12. Amounts withheld or retained for the account of others.....	0	0	0	0
13. Remittances and items not allocated	214,519	0	214,519	235,777
14. Borrowed money (including \$0 current) and interest thereon \$0 (including \$0 current)	0	0	0	0
15. Amounts due to parent, subsidiaries and affiliates	16,073,043	0	16,073,043	13,032,598
16. Derivatives	0	0	0	0
17. Payable for securities	0	0	0	0
18. Payable for securities lending	23,044,597	0	23,044,597	9,738,499
19. Funds held under reinsurance treaties (with \$0 authorized reinsurers, \$0 unauthorized reinsurers and \$0 certified reinsurers).....	0	0	0	0
20. Reinsurance in unauthorized and certified (\$0) companies	0	0	0	0
21. Net adjustments in assets and liabilities due to foreign exchange rates	0	0	0	0
22. Liability for amounts held under uninsured plans	35,853,055	0	35,853,055	25,516,362
23. Aggregate write-ins for other liabilities (including \$135,585 current)	287,728	0	287,728	268,649
24. Total liabilities (Lines 1 to 23)	370,592,446	6,276,916	376,869,362	333,130,300
25. Aggregate write-ins for special surplus funds	XXX	XXX	0	0
26. Common capital stock	XXX	XXX	100,000	100,000
27. Preferred capital stock	XXX	XXX	0	0
28. Gross paid in and contributed surplus	XXX	XXX	38,033,185	38,033,185
29. Surplus notes	XXX	XXX	0	0
30. Aggregate write-ins for other-than-special surplus funds	XXX	XXX	0	0
31. Unassigned funds (surplus)	XXX	XXX	299,706,287	254,873,837
32. Less treasury stock, at cost:				
32.10 shares common (value included in Line 26 \$0)	XXX	XXX	0	0
32.20 shares preferred (value included in Line 27 \$0)	XXX	XXX	0	0
33. Total capital and surplus (Lines 25 to 31 minus Line 32)	XXX	XXX	337,839,472	293,007,023
34. Total liabilities, capital and surplus (Lines 24 and 33)	XXX	XXX	714,708,834	626,137,323
DETAILS OF WRITE-INS				
2301. Unclaimed Property	287,728	0	287,728	268,649
2302.				
2303.				
2398. Summary of remaining write-ins for Line 23 from overflow page	0	0	0	0
2399. Totals (Lines 2301 through 2303 plus 2398)(Line 23 above)	287,728	0	287,728	268,649
2501.	XXX	XXX	0	0
2502.	XXX	XXX		
2503.	XXX	XXX		
2598. Summary of remaining write-ins for Line 25 from overflow page	XXX	XXX	0	0
2599. Totals (Lines 2501 through 2503 plus 2598)(Line 25 above)	XXX	XXX	0	0
3001.	XXX	XXX	0	0
3002.	XXX	XXX		
3003.	XXX	XXX		
3098. Summary of remaining write-ins for Line 30 from overflow page	XXX	XXX	0	0
3099. Totals (Lines 3001 through 3003 plus 3098)(Line 30 above)	XXX	XXX	0	0

STATEMENT OF REVENUE AND EXPENSES

	Current Year To Date		Prior Year To Date	Prior Year Ended December 31
	1 Uncovered	2 Total	3 Total	4 Total
1. Member Months	XXX	475,750	502,049	2,031,264
2. Net premium income (including \$0 non-health premium income).....	XXX	674,961,034	672,266,718	2,602,640,262
3. Change in unearned premium reserves and reserve for rate credits.....	XXX	0	0	0
4. Fee-for-service (net of \$0 medical expenses)	XXX	0	0	0
5. Risk revenue	XXX	0	0	0
6. Aggregate write-ins for other health care related revenues	XXX	0	0	0
7. Aggregate write-ins for other non-health revenues	XXX	0	0	0
8. Total revenues (Lines 2 to 7)	XXX	674,961,034	672,266,718	2,602,640,262
Hospital and Medical:				
9. Hospital/medical benefits	15,531,739	442,523,231	450,753,840	1,819,976,285
10. Other professional services	357,370	10,182,037	9,890,860	46,660,837
11. Outside referrals	0	0	0	0
12. Emergency room and out-of-area	369,120	10,516,807	13,150,545	45,655,257
13. Prescription drugs	2,949,085	84,023,975	79,344,054	235,675,141
14. Aggregate write-ins for other hospital and medical	0	0	0	0
15. Incentive pool, withhold adjustments and bonus amounts	0	5,129,717	3,766,126	15,943,304
16. Subtotal (Lines 9 to 15)	19,207,314	552,375,766	556,905,425	2,163,910,825
Less:				
17. Net reinsurance recoveries	0	0	0	0
18. Total hospital and medical (Lines 16 minus 17)	19,207,314	552,375,766	556,905,425	2,163,910,825
19. Non-health claims (net)	0	0	0	0
20. Claims adjustment expenses, including \$ 17,104,090 cost containment expenses	0	19,913,562	23,611,465	104,251,517
21. General administrative expenses	0	46,836,538	45,732,888	205,102,158
22. Increase in reserves for life and accident and health contracts (including \$0 increase in reserves for life only) .	0	0	0	0
23. Total underwriting deductions (Lines 18 through 22).....	19,207,314	619,125,866	626,249,778	2,473,264,499
24. Net underwriting gain or (loss) (Lines 8 minus 23)	XXX	55,835,168	46,016,940	129,375,763
25. Net investment income earned	0	5,857,120	6,362,357	27,026,207
26. Net realized capital gains (losses) less capital gains tax of \$45,752	0	175,336	8,125	264,021
27. Net investment gains (losses) (Lines 25 plus 26)	0	6,032,456	6,370,482	27,290,228
28. Net gain or (loss) from agents' or premium balances charged off [(amount recovered \$0) (amount charged off \$0)].....	0	0	0	0
29. Aggregate write-ins for other income or expenses	0	21	10	19
30. Net income or (loss) after capital gains tax and before all other federal income taxes (Lines 24 plus 27 plus 28 plus 29)	XXX	61,867,645	52,387,431	156,666,010
31. Federal and foreign income taxes incurred	XXX	11,636,411	12,365,727	32,831,002
32. Net income (loss) (Lines 30 minus 31)	XXX	50,231,234	40,021,705	123,835,007
DETAILS OF WRITE-INS				
0601.	XXX	0	0	0
0602.	XXX			
0603.	XXX			
0698. Summary of remaining write-ins for Line 6 from overflow page	XXX	0	0	0
0699. Totals (Lines 0601 through 0603 plus 0698)(Line 6 above)	XXX	0	0	0
0701.	XXX	0	0	0
0702.	XXX			
0703.	XXX			
0798. Summary of remaining write-ins for Line 7 from overflow page	XXX	0	0	0
0799. Totals (Lines 0701 through 0703 plus 0798)(Line 7 above)	XXX	0	0	0
1401.	0	0	0	0
1402.				
1403				
1498. Summary of remaining write-ins for Line 14 from overflow page	0	0	0	0
1499. Totals (Lines 1401 through 1403 plus 1498)(Line 14 above)	0	0	0	0
2901. Miscellaneous Income	0	21	10	19
2902.				
2903				
2998. Summary of remaining write-ins for Line 29 from overflow page	0	0	0	0
2999. Totals (Lines 2901 through 2903 plus 2998)(Line 29 above)	0	21	10	19

STATEMENT OF REVENUE AND EXPENSES (Continued)

	1 Current Year to Date	2 Prior Year to Date	3 Prior Year Ended December 31
CAPITAL AND SURPLUS ACCOUNT			
33. Capital and surplus prior reporting year.....	293,007,023	227,402,940	227,402,940
34. Net income or (loss) from Line 32	50,231,234	40,021,705	123,835,007
35. Change in valuation basis of aggregate policy and claim reserves	0	0	0
36. Change in net unrealized capital gains (losses) less capital gains tax of \$0	21,353	(151,255)	341,064
37. Change in net unrealized foreign exchange capital gain or (loss)	0	0	0
38. Change in net deferred income tax	0	0	(1,674,833)
39. Change in nonadmitted assets	(5,420,138)	(551,272)	8,102,844
40. Change in unauthorized and certified reinsurance	0	0	0
41. Change in treasury stock	0	0	0
42. Change in surplus notes	0	0	0
43. Cumulative effect of changes in accounting principles.....	0	0	0
44. Capital Changes:			
44.1 Paid in	0	0	0
44.2 Transferred from surplus (Stock Dividend).....	0	0	0
44.3 Transferred to surplus.....	0	0	0
45. Surplus adjustments:			
45.1 Paid in	0	0	0
45.2 Transferred to capital (Stock Dividend)	0	0	0
45.3 Transferred from capital	0	0	0
46. Dividends to stockholders	0	0	(65,000,000)
47. Aggregate write-ins for gains or (losses) in surplus	0	0	0
48. Net change in capital & surplus (Lines 34 to 47)	44,832,449	39,319,178	65,604,082
49. Capital and surplus end of reporting period (Line 33 plus 48)	337,839,472	266,722,119	293,007,023
DETAILS OF WRITE-INS			
4701.	0	0	0
4702.			
4703.			
4798. Summary of remaining write-ins for Line 47 from overflow page	0	0	0
4799. Totals (Lines 4701 through 4703 plus 4798)(Line 47 above)	0	0	0

CASH FLOW

	1 Current Year To Date	2 Prior Year To Date	3 Prior Year Ended December 31
Cash from Operations			
1. Premiums collected net of reinsurance	637,728,705	608,183,978	2,586,014,482
2. Net investment income	6,506,288	6,597,802	27,570,491
3. Miscellaneous income	0	0	0
4. Total (Lines 1 to 3)	644,234,993	614,781,781	2,613,584,972
5. Benefit and loss related payments	556,306,321	593,486,943	2,222,324,201
6. Net transfers to Separate Accounts, Segregated Accounts and Protected Cell Accounts	0	0	0
7. Commissions, expenses paid and aggregate write-ins for deductions	60,770,162	56,872,177	337,178,756
8. Dividends paid to policyholders	0	0	0
9. Federal and foreign income taxes paid (recovered) net of \$ 56,557 tax on capital gains (losses)	2,865,246	281,461	30,317,400
10. Total (Lines 5 through 9)	619,941,729	650,640,581	2,589,820,357
11. Net cash from operations (Line 4 minus Line 10)	24,293,264	(35,858,800)	23,764,615
Cash from Investments			
12. Proceeds from investments sold, matured or repaid:			
12.1 Bonds	34,948,565	15,377,626	86,604,047
12.2 Stocks	0	0	0
12.3 Mortgage loans	0	0	0
12.4 Real estate	0	0	0
12.5 Other invested assets	0	0	0
12.6 Net gains or (losses) on cash, cash equivalents and short-term investments	0	135	593
12.7 Miscellaneous proceeds	0	0	0
12.8 Total investment proceeds (Lines 12.1 to 12.7)	34,948,565	15,377,761	86,604,640
13. Cost of investments acquired (long-term only):			
13.1 Bonds	23,246,774	18,098,459	143,262,187
13.2 Stocks	0	0	0
13.3 Mortgage loans	0	0	0
13.4 Real estate	0	0	0
13.5 Other invested assets	0	0	0
13.6 Miscellaneous applications	13,306,098	323,468	10,129,299
13.7 Total investments acquired (Lines 13.1 to 13.6)	36,552,872	18,421,926	153,391,485
14. Net increase/(decrease) in contract loans and premium notes	0	0	0
15. Net cash from investments (Line 12.8 minus Line 13.7 and Line 14)	(1,604,307)	(3,044,165)	(66,786,845)
Cash from Financing and Miscellaneous Sources			
16. Cash provided (applied):			
16.1 Surplus notes, capital notes	0	0	0
16.2 Capital and paid in surplus, less treasury stock	0	0	0
16.3 Borrowed funds	0	0	0
16.4 Net deposits on deposit-type contracts and other insurance liabilities	0	0	0
16.5 Dividends to stockholders	0	0	65,000,000
16.6 Other cash provided (applied)	10,542,172	29,565,392	30,001,240
17. Net cash from financing and miscellaneous sources (Line 16.1 through Line 16.4 minus Line 16.5 plus Line 16.6)	10,542,172	29,565,392	(34,998,760)
RECONCILIATION OF CASH, CASH EQUIVALENTS AND SHORT-TERM INVESTMENTS			
18. Net change in cash, cash equivalents and short-term investments (Line 11, plus Lines 15 and 17) .	33,231,128	(9,337,573)	(78,020,990)
19. Cash, cash equivalents and short-term investments:			
19.1 Beginning of year	54,793,102	132,814,092	132,814,092
19.2 End of period (Line 18 plus Line 19.1)	88,024,230	123,476,519	54,793,102

Note: Supplemental disclosures of cash flow information for non-cash transactions:

--	--	--	--

EXHIBIT OF PREMIUMS, ENROLLMENT AND UTILIZATION

	1	Comprehensive (Hospital & Medical)		4	5	6	7	8	9	10	11	12	13	14
		2	3											
	Total	Individual	Group	Medicare Supplement	Vision Only	Dental Only	Federal Employees Health Benefits Plan	Title XVIII Medicare	Title XIX Medicaid	Credit A&H	Disability Income	Long-Term Care	Other Health	Other Non-Health
Total Members at end of:														
1. Prior Year	169,497	0	0	0	0	0	0	169,497	0	0	0	0	0	0
2. First Quarter	157,883	0	0	0	0	0	0	157,883	0	0	0	0	0	0
3. Second Quarter	0	0	0	0	0	0	0	0	0	0	0	0	0	0
4. Third Quarter	0	0	0	0	0	0	0	0	0	0	0	0	0	0
5. Current Year	0	0	0	0	0	0	0	0	0	0	0	0	0	0
6. Current Year Member Months	475,750	0	0	0	0	0	0	475,750	0	0	0	0	0	0
Total Member Ambulatory Encounters for Period:														
7 Physician	1,028,594	0	0	0	0	0	0	1,028,594	0	0	0	0	0	0
8. Non-Physician	435,845	0	0	0	0	0	0	435,845	0	0	0	0	0	0
9. Total	1,464,439	0	0	0	0	0	0	1,464,439	0	0	0	0	0	0
10. Hospital Patient Days Incurred	136,208	0	0	0	0	0	0	136,208	0	0	0	0	0	0
11. Number of Inpatient Admissions	12,438	0	0	0	0	0	0	12,438	0	0	0	0	0	0
12. Health Premiums Written (a)	674,961,034	0	0	0	0	0	0	674,961,034	0	0	0	0	0	0
13. Life Premiums Direct	0	0	0	0	0	0	0	0	0	0	0	0	0	0
14. Property/Casualty Premiums Written	0	0	0	0	0	0	0	0	0	0	0	0	0	0
15. Health Premiums Earned.....	674,961,034	0	0	0	0	0	0	674,961,034	0	0	0	0	0	0
16. Property/Casualty Premiums Earned	0	0	0	0	0	0	0	0	0	0	0	0	0	0
17. Amount Paid for Provision of Health Care Services.....	556,306,321	0	0	0	0	0	0	556,306,321	0	0	0	0	0	0
18. Amount Incurred for Provision of Health Care Services	552,375,766	0	0	0	0	0	0	552,375,766	0	0	0	0	0	0

(a) For health premiums written: amount of Medicare Title XVIII exempt from state taxes or fees \$ 674,961,034

CLAIMS UNPAID AND INCENTIVE POOL, WITHHOLD AND BONUS (Reported and Unreported)

UNDERWRITING AND INVESTMENT EXHIBIT

ANALYSIS OF CLAIMS UNPAID - PRIOR YEAR - NET OF REINSURANCE

Line of Business	Claims Paid Year to Date		Liability End of Current Quarter		5 Claims Incurred in Prior Years (Columns 1 + 3)	6 Estimated Claim Reserve and Claim Liability December 31 of Prior Year
	1 On Claims Incurred Prior to January 1 of Current Year	2 On Claims Incurred During the Year	3 On Claims Unpaid Dec. 31 of Prior Year	4 On Claims Incurred During the Year		
1. Comprehensive (hospital and medical) individual	0	0	0	0	0	0
2. Comprehensive (hospital and medical) group	0	0	0	0	0	0
3. Medicare Supplement	0	0	0	0	0	0
4. Vision only	0	0	0	0	0	0
5. Dental only	0	0	0	0	0	0
6. Federal Employees Health Benefits Plan	0	0	0	0	0	0
7. Title XVIII - Medicare	155,882,634	400,301,167	43,984,339	196,559,678	199,866,973	244,617,595
8. Title XIX - Medicaid	0	0	0	0	0	0
9. Credit A&H	0	0	0	0	0	0
10. Disability Income	0	0	0	0	0	0
11. Long-term care	0	0	0	0	0	0
12. Other health	0	0	0	0	0	0
13. Health subtotal (Lines 1 to 12)	155,882,634	400,301,167	43,984,339	196,559,678	199,866,973	244,617,595
14. Health care receivables (a)	7,432,076	48,352,774	0	0	7,432,076	50,920,677
15. Other non-health	0	0	0	0	0	0
16. Medical incentive pools and bonus amounts	122,521	0	19,569,796	4,690,347	19,692,317	19,252,947
17. Totals (Lines 13 - 14 + 15 + 16)	148,573,078	351,948,393	63,554,135	201,250,025	212,127,213	212,949,865

(a) Excludes \$ 0 loans or advances to providers not yet expensed.

NOTES TO THE FINANCIAL STATEMENTS

1. Summary of Significant Accounting Policies and Going Concern

A. Accounting Practices

The financial statements of the Company are presented on the basis of accounting practices prescribed or permitted by the Tennessee Department of Insurance.

The Tennessee Department of Insurance (the Department) recognizes only statutory accounting practices prescribed or permitted by the State of Tennessee for determining and reporting the financial condition and results of operations of an insurance company, for determining its solvency under the Tennessee Insurance Law. The National Association of Insurance Commissioners’ (NAIC) Accounting Practices and Procedures manual (NAIC SSAP) has been adopted as a component of prescribed or permitted practices by the State of Tennessee. The Commissioner of Insurance has the right to permit other specific practices that deviate from prescribed practices. The Company, per the mandate of the Commissioner of Insurance of the State of Tennessee, does not admit receivables from parent, subsidiaries, and affiliates, which is not in accordance with the NAIC SSAP. The omission of this prescribed practice would have had no impact to the results of the Company's risk-based capital calculations.

A reconciliation of the Company’s net income and capital and surplus between NAIC SSAP and practices prescribed and permitted by the State of Tennessee is shown below:

	SSAP #	F/S Page	F/S Line #		2025	2024
Net Income						
1. Cariten Health Plan, Inc. Tennessee basis	xxx	xxx	xxx	\$	50,231,234	\$ 123,835,007
2. State Prescribed Practices that is an increase/(decrease) NAIC SSAP					-	-
3. State Permitted Practices that is an increase/(decrease) NAIC					-	-
4. NAIC SSAP	xxx	xxx	xxx	\$	<u>50,231,234</u>	<u>\$ 123,835,007</u>
Surplus						
5. Cariten Health Plan, Inc. Tennessee basis	xxx	xxx	xxx	\$	337,839,472	\$ 293,007,023
6. State Prescribed Practices that is an increase/(decrease) NAIC SSAP					-	-
7. State Permitted Practices that is an increase/(decrease) NAIC SSAP					-	-
8. NAIC SSAP	xxx	xxx	xxx	\$	<u>337,839,472</u>	<u>\$ 293,007,023</u>

B. Use of Estimates in the Preparation of the Financial Statements

The preparation of financial statements in conformity with Statutory Accounting Principles requires management to make estimates and assumptions that affect the reported amounts of assets and liabilities. It also requires disclosure of contingent assets and liabilities at the date of the financial statements and the reported amounts of revenue and expenses during the period. These estimates are based on knowledge of current events and anticipated future events, and accordingly, actual results could differ from those estimates.

C. Accounting Policy

Premiums are reported as earned in the period in which members are entitled to receive services, and are net of retroactive membership adjustments. Retroactive membership adjustments result from enrollment changes not yet processed, or not yet reported by an employer group or the government. Premiums received prior to such period are recorded as advance premiums.

Benefits incurred and loss adjustment expenses include claim payments, capitation payments, pharmacy costs net of rebates, allocations of certain centralized expenses, legal and administrative costs to settle claims, and various other costs incurred to provide health insurance coverage to members, as well as estimates of future payments to hospitals and others for medical care provided prior to the date of the statements of admitted assets, liabilities and surplus. Capitation payments represent monthly contractual fees disbursed to participating primary care physicians, and other providers who are responsible for providing medical care to members. Pharmacy costs represent payments for members’ prescription drug benefits, net of rebates from drug manufacturers.

In addition, the Company uses the following accounting policies:

- (1) Short-term investments include investments mainly in U.S. Government obligations with a maturity of twelve months or less from the date of purchase. Short-term investments are recorded at amortized cost. The carrying value of short-term investments approximates fair value due to the short-term maturities of the investments.
- (2-4) Investments are valued and classified in accordance with methods prescribed by the NAIC. Bonds with an NAIC rating of 1 or 2 are carried at amortized cost, with all other bonds being recorded at the lower of amortized cost or fair value; redeemable preferred stocks are carried at amortized cost; and non-redeemable preferred stocks are carried at fair value. Common stocks are carried at fair value.

NOTES TO THE FINANCIAL STATEMENTS

The Company regularly evaluates investment securities for impairment. For all securities other than loan-backed and structured securities, the Company considers factors affecting the investee, factors affecting the industry the investee operates within, and general debt and equity market trends. The Company also considers the length of time an investment's fair value has been below carrying value, the near term prospects for recovery to carrying value, and the Company's intent and ability to hold the investment until maturity or market recovery is realized. If and when a determination is made that a decline in fair value below the cost basis is other-than-temporary, the related investment is written down to its estimated fair value through earnings.

Amortization of bond premium or discount is computed using the scientific interest method.

Income from investments is recorded on an accrual basis. For the purpose of determining realized gains and losses, the cost of securities sold is based upon specific identification. Investment income due and accrued over 90 days past due is nonadmitted.

- (5) Not Applicable.
- (6) For loan backed and structured securities where the securities fair value is less than the amortized cost, the Company considers several factors to determine if the security's impairment is other-than-temporary. If the Company has the intent to sell the security or if the Company does not have the intent and ability to retain the security until recovery of its fair value, the related investment is written down to its estimated fair value through earnings. If, however, the Company has the intent and ability to retain the security until recovery of its fair value, the Company considers factors affecting the investee, factors affecting the industry the investee operates within, and general debt and equity market trends. The Company also considers the length of time an investment's fair value has been below carrying value and the near term prospects for recovery to carrying value. If the determination is made, based on these factors, that the Company does expect to recover the entire amortized cost of the security, then an other-than-temporary impairment has not occurred. If, however, the determination is made that the Company does not expect to recover the entire amortized cost of the security based on the factors noted above, the Company recognizes a realized loss in earnings for the non-interest related decline. No loss is recognized for the interest impairment.
- (7) Not Applicable.
- (8) Not Applicable.
- (9) Not Applicable.
- (10-11) The estimates of future medical benefit payments are developed using actuarial methods and assumptions based upon claim payment patterns, medical cost inflation, historical development such as claim inventory levels and claim receipt patterns, and other relevant factors. Corresponding administrative costs to process outstanding claims are estimated and accrued. Estimates of future payments relating to services incurred in the current and prior periods are continually reviewed by management and adjusted as necessary.

The Company assesses the profitability of its contracts for providing health insurance coverage to its members when current operating results or forecasts indicate probable future losses. The Company records a premium deficiency liability in current operations to the extent that the sum of expected future medical costs, claim adjustment expenses and maintenance costs exceed related future premiums. Investment income is utilized in the calculation of the premium deficiency liability.

Management believes the Company's benefits payable and loss adjustment expense are adequate to cover future claims and loss adjustment expense payments required, however, such estimates are based on knowledge of current events and anticipated future events and, therefore, the actual liability could differ from the amounts provided.

- (12) The Company has not modified its capitalization policy from the prior period.

Equipment is stated at cost less accumulated depreciation. Depreciation expense is computed using the straight-line method over estimated useful lives generally ranging from three to five years. Improvements to leased facilities are depreciated over the shorter of the remaining lease term or the anticipated life of the improvement.

The Company recognizes an asset or liability for the deferred tax consequences of temporary differences between the tax basis of assets or liabilities and their reported amounts in the financial statements. The temporary differences will result in taxable or deductible amounts in future years when the reported amounts of the assets or liabilities are recovered or settled.
- (13) The Company estimates anticipated Pharmacy Rebate Receivables using the analysis of historical recovery patterns.
- (14) Not Applicable.
- (15) Not Applicable.

NOTES TO THE FINANCIAL STATEMENTS

D. Going Concern

Management of the Company has evaluated the Company’s ability to continue as a going concern under SSAP No. 1, *Accounting Policies, Risks & Uncertainties, and Other Disclosures* (SSAP No. 1). Based on this evaluation, Management has determined that there is no substantial doubt about the Company’s ability to continue as a going concern.

2. Accounting Changes and Corrections of Errors

Not Applicable.

3. Business Combinations and Goodwill

A. Statutory Purchase Method

Not Applicable.

B. Statutory Merger

Not Applicable.

C. Assumption Reinsurance

Not Applicable.

D. Impairment Loss

Not Applicable.

E. Subcomponents and Calculation of Adjusted Surplus and Total Admitted Goodwill

Not Applicable.

4. Discontinued Operations

Not Applicable.

5. Investments

A. Mortgage Loans, Including Mezzanine Real Estate Loans

Not Applicable.

B. Debt Restructuring

Not Applicable.

C. Reverse Mortgages

Not Applicable.

D. Loan-Backed Securities

(1) Prepayment assumptions for mortgage-backed/loan-backed and structured securities were obtained from industry market sources.

(2) Not Applicable.

(3) Not Applicable.

(4) The Company does not have any investments in an other-than-temporary impairment position at March 31, 2025.

Gross unrealized losses and related fair value of temporarily impaired securities that have been in a continuous unrealized loss position were as follows at March 31, 2025:

(a) The aggregate amount of unrealized losses:

1. Less than Twelve Months	\$	(641,633)
2. Twelve Months or Longer	\$	(14,460,645)

(b) The aggregate related fair value of securities with unrealized losses:

1. Less than Twelve Months	\$	47,450,102
2. Twelve Months or Longer	\$	87,762,584

NOTES TO THE FINANCIAL STATEMENTS

(5) Unrealized losses are primarily due to increases in market interest rates and tighter liquidity conditions in the current markets than when the securities were purchased. All issuers of securities trading at an unrealized loss remain current on all contractual payments and the Company believes it is probable that all amounts due according to the contractual terms of the debt securities are collectible. After taking into account these and other factors, including the severity of the decline and the Company’s ability and intent to hold these securities until recovery or maturity, the Company determined the unrealized losses on these investment securities were temporary and, as such, no impairment was required.

E. Dollar Repurchase Agreements and/or Securities Lending Transactions

(1) The Company participates in securities lending transactions. The book/adjusted carrying value and fair value of securities on loan at March 31, 2025 and December 31, 2024 was \$26,315,253 and \$14,937,970, respectively. Book/adjusted carrying value approximates fair value due to the short-term maturity of the investments. The Company maintains effective control over the loaned securities and requires collateral initially equal to at least 102% of the market value of the loaned securities. Collateral received consists of cash and fixed-income securities. Non-cash collateral is not recorded in the statements of assets, liabilities, capital and surplus, as the Company does not have the right to sell, pledge, or otherwise reinvest the non-cash collateral. The Company did not have OTTIs on invested collateral at March 31, 2025 and December 31, 2024.

(2) The Company has not pledged any of its assets as collateral that are not reclassified and separately reported in the statement of assets, liabilities, capital and surplus.

(3) Collateral Received

a. The aggregate amounts of contractually obligated open collateral positions and the corresponding liabilities that represented the Company’s obligations to return the collateral at March 31, 2025 and December 31, 2024 were as follows:

	March 31, 2025	December 31, 2024
(1) Securities Lending		
a. Open	\$ -	\$ -
b. 30 days or less	23,044,597	9,738,499
c. 31 to 60 days	-	-
d. 61 to 90 days	-	-
e. Greater than 90 days	-	-
f. Sub-total (Sum of a+b+c+d+e)	23,044,597	9,738,499
g. Securities received	3,834,112	5,516,901
h. Total collateral received (f+g)	\$ 26,878,709	\$ 15,255,399

b. The fair value of the collateral and the portion of the collateral that was sold or repledged was \$26,878,709 and \$15,255,399, at March 31, 2025 and December 31, 2024, respectively.

c. Cash collateral is invested in fixed income, short-term and cash equivalent securities and the offsetting collateral liability is included in payable for securities lending in the statements of assets, liabilities, capital and surplus. Non-cash collateral consists of fixed income debt securities.

(4) The Company did not have any securities lending transactions administered by an affiliated agent which were “one-line” at March 31, 2025 and December 31, 2024.

(5) Collateral Reinvested

a. The aggregate amounts of reinvested cash collateral and securities available to repledge by maturity term at March 31, 2025 and December 31, 2024 were as follows:

	March 31, 2025		December 31, 2024	
(1) Securities Lending	Amortized		Amortized	
	Cost	Fair Value	Cost	Fair Value
a. Open	\$ -	\$ -	\$ -	\$ -
b. 30 days or less	13,306,351	13,306,275	6,783,112	6,783,165
c. 31 to 60 days	5,004,657	5,004,704	1,814,895	1,814,905
d. 61 to 90 days	580,545	580,567	139,630	139,595
e. 91 to 120 days	698,439	698,567	209,446	209,425
f. 121 to 180 days	1,435,679	1,436,142	186,174	186,232
g. 181 to 365 days	2,017,712	2,018,342	605,065	605,177
h. 1 to 2 years	-	-	-	-
i. 2 to 3 years	-	-	-	-
j. Greater than 3 years	-	-	-	-
k. Sub-total (Sum of a through j)	23,043,383	23,044,597	9,738,322	9,738,499
l. Securities reinvested	-	-	-	-
m. Total collateral reinvested (k+l)	\$ 23,043,383	\$ 23,044,597	\$ 9,738,322	\$ 9,738,499

NOTES TO THE FINANCIAL STATEMENTS

- b. The Company did not have maturity dates of the collateral to be returned that did not match the invested assets at March 31, 2025 and December 31, 2024.

- (6) The Company accepts non-cash collateral through its participation in securities lending transactions with its lending agent. Non-cash collateral generally consists of U.S. government securities which are not recorded in the statements of assets, liabilities, capital and surplus as the Company does not have the right to sell, pledge or otherwise reinvest these securities unless the counterparty defaults. The aggregate fair value of non-cash collateral accepted was \$3,834,112 and \$5,516,901, at March 31, 2025 and December 31, 2024, respectively.

- (7) The Company had no cash or non-cash collateral for securities lending transactions that extended beyond one year at March 31, 2025 and December 31, 2024, respectively.

- F. Repurchase Agreements Transactions Accounted for as Secured Borrowing

Not Applicable.

- G. Reverse Repurchase Agreements Transactions Accounted for as Secured Borrowing

Not Applicable.

- H. Repurchase Agreements Transactions Accounted for as a Sale

Not Applicable.

- I. Reverse Repurchase Agreements Transactions Accounted for as a Sale

Not Applicable.

- J. Real Estate

Not Applicable.

- K. Low-Income Housing Tax Credits (LIHTC)

Not Applicable.

NOTES TO THE FINANCIAL STATEMENTS

L. Restricted Assets

(1) Restricted Assets (Including Pledged)

Restricted Asset Category	1	2	3	4	5	6	7
	Total Gross (Admitted & Nonadmitted) Restricted from Current Year	Total Gross (Admitted & Nonadmitted) Restricted from Prior Year	Increase/ (Decrease) (1 minus 2)	Total Current Year Nonadmitted Restricted	Total Current Year Admitted Restricted (1 minus 4)	Percentage Gross (Admitted & Nonadmitted) Restricted to Total Assets (a)	Percentag e Admitted Restricted to Total Admitted Assets (b)
a. Subject to contractual obligation for which liability is not shown	\$ -	\$ -	\$ -	\$ -	\$ -	-%	-%
b. Collateral held under security lending agreements	23,044,597	9,738,499	13,306,098	-	23,044,597	3.16%	3.22%
c. Subject to repurchase agreements	-	-	-	-	-	-	-
d. Subject to reverse repurchase agreements	-	-	-	-	-	-	-
e. Subject to dollar repurchase agreements	-	-	-	-	-	-	-
f. Subject to dollar reverse repurchase agreements	-	-	-	-	-	-	-
g. Placed under option contracts	-	-	-	-	-	-	-
h. Letter stock or securities restricted to sale – excluding FHLB capital stock	-	-	-	-	-	-	-
i. FHLB capital stock	-	-	-	-	-	-	-
j. On deposit with states	16,239,187	16,244,620	(5,433)	-	16,239,187	2.23%	2.27%
k. On deposit with other regulatory bodies	-	-	-	-	-	-	-
l. Pledged collateral to FHLB (including assets backing funding agreements)	-	-	-	-	-	-	-
m. Pledged as collateral not captured in other categories	-	-	-	-	-	-	-
n. Other restricted assets	-	-	-	-	-	-	-
o. Total Restricted Assets	\$ 39,283,784	\$ 25,983,119	\$ 13,300,665	-	\$ 39,283,784	5.39%	5.50%

(2) Detail of Assets Pledged as Collateral Not Captured in Other Categories (Contracts that Share Similar Characteristics, Such as Reinsurance and Derivatives, Are Reported in the Aggregate)

Not Applicable.

(3) Detail of Other Restricted Assets Categories (Contracts that Share Similar Characteristics, Such as Reinsurance and Derivatives, Are Reported in the Aggregate)

Not Applicable.

(4) Collateral Received and Reflected as Assets Within the Reporting Entity’s Financial Statements

Not Applicable.

M. Working Capital Finance Investments

Not Applicable.

N. Offsetting and Netting of Assets and Liabilities

Not Applicable.

O. 5GI* Securities

Not Applicable.

P. Short Sales

Not Applicable.

Q. Prepayment Penalty and Acceleration Fees

Not Applicable.

NOTES TO THE FINANCIAL STATEMENTS

R. Share of Cash Pool by Asset Type

Not Applicable.

S. Aggregate Collateral Loans by Qualifying Investment Collateral

Not Applicable.

6. Joint Ventures, Partnerships and Limited Liability Companies

A. The Company has no investments in Joint Ventures, Partnerships or Limited Liability Companies that exceed 10.0 percent of its admitted assets.

B. The Company did not recognize any impairment write down for its investments in Joint Ventures, Partnerships and Limited Liability Companies during the statement periods.

7. Investment Income

A. Due and accrued income was excluded from surplus on the following basis:

All investment income due and accrued with amounts that are over 90 days past due with the exception of mortgage loans in default.

B. The total amount excluded was \$0.

C. The gross, nonadmitted and admitted amounts for interest income due and accrued.

Interest Income Due and Accrued		Amount
1. Gross	\$	2,830,967
2. Nonadmitted	\$	-
3. Admitted	\$	2,830,967

D. The aggregate deferred interest.

	Amount
Aggregate Deferred Interest	\$ -

E. The cumulative amounts of paid-in-kind (PIK) interest included in the current principal balance.

	Amount
Cumulative amounts of PIK interest included in the current principal balance	\$ -

8. Derivative Instruments

Not Applicable.

9. Income Taxes

The Inflation Reduction Act (Act) was enacted on August 16, 2022 and included a new corporate alternative minimum tax (CAMT). The Act and the CAMT went into effect for tax years beginning after 2022. The Company is an applicable corporation for 2025 as the average adjusted financial statement income for Humana Inc. and Subsidiaries for the applicable three-tax-year period exceeds the \$1 billion income-based threshold. However, the Company does not expect to incur a CAMT liability in 2025 as its regular tax liability is expected to exceed the tentative minimum tax. Further, no other taxable entities or taxable groups within the Company's structure are expected to exceed the average adjusted financial statement income threshold. The Company has not made an accounting policy election to disregard CAMT when evaluating the need for a valuation allowance for its non-CAMT DTAs.

No material change since year-end December 31, 2024.

10. Information Concerning Parent, Subsidiaries and Affiliates

A.-B. The Company has several management contracts with Humana Inc. and other related parties whereby the Company is provided with medical and executive management, information systems, claims processing, billing and enrollment, and telemarketing and other services as required by the Company. Management fees charged to operations for the years ended December 31, 2024 and 2023 were \$223,627,834 and \$227,524,698, respectively. As a part of this agreement, Humana Inc. makes cash disbursements on behalf of the Company which includes, but is not limited to, medical related items, general and administrative expenses, commissions and payroll. The Company continues to be primarily liable for any outstanding payments made on behalf of the Company, should Humana Inc. not be able to fulfill its obligations.

The Company has various related party agreements with no material change since year-end December 31, 2024.

No dividends or returns of capital were paid by the Company as of March 31, 2025.

C. (1) Detail of Material Related Party Transactions

Not Applicable.

NOTES TO THE FINANCIAL STATEMENTS

(2) Detail of Material Related Party Transactions Involving Services

Not Applicable.

(3) Detail of Material Related Party Transactions Exchange of Assets and Liabilities

Not Applicable.

(4) Detail of Amounts Owed To/From a Related Party

Not Applicable.

D. At March 31, 2025, the Company reported \$16,073,043 due to Humana Inc. Amounts due to or from parent are generally settled within 90 days.

E. Not Applicable.

F. Not Applicable.

G. All outstanding shares of the Company are owned by the Parent Company.

H. Not Applicable.

I. Not Applicable.

J. Not Applicable.

K. Not Applicable.

L. Not Applicable.

M. All SCA Investments

Not Applicable.

N. Investment in Insurance SCA

Not Applicable.

O. SCA Loss Tracking

Not Applicable.

11. Debt

A. Debt Including Capital Notes

The Company has no debentures outstanding.

The Company has no capital notes outstanding.

The Company does not have any reverse repurchase agreements.

B. Federal Home Loan Bank (FHLB) Agreements

The Company does not have any FHLB agreements.

12. Retirement Plans, Deferred Compensation, Postemployment Benefits and Compensated Absences and Other Postretirement Benefit Plans

A.-D. Defined Benefit Plans

Not Applicable.

E. Defined Contribution Plans

Not Applicable.

F. Multiemployer Plans

Not Applicable.

G. Consolidated/Holding Company Plans

No material change since year-end December 31, 2024.

NOTES TO THE FINANCIAL STATEMENTS

H. Postemployment Benefits and Compensated Absences

Not Applicable.

I. Impact of Medicare Modernization Act on Postretirement Benefits (INT 04-17)

Not Applicable.

13. Capital and Surplus, Shareholders’ Dividend Restrictions and Quasi-Reorganizations

A. The Company has \$1.00 par value common stock with 100,000 shares authorized and 100,000 shares issued and 100,000 outstanding. All shares are common stock shares.

B. The Company has no preferred stock outstanding.

C.-E. No material change since year-end December 31, 2024.

F. There were no restrictions placed on the Company’s surplus, including for whom the surplus is being held.

G. Not Applicable.

H. Not Applicable.

I. Not Applicable.

J. The portion of unassigned funds (surplus) represented or reduced by cumulative unrealized gains and losses is \$21,353.

K. Not Applicable.

L. Not Applicable.

M. Not Applicable.

14. Liabilities, Contingencies and Assessments

A. Contingent Commitments

Not Applicable.

B. Assessments

Not Applicable.

C. Gain Contingencies

Not Applicable.

D. Claims related extra contractual obligation and bad faith losses stemming from lawsuits

Not Applicable.

E. Joint and Several Liabilities

Not Applicable.

F. All Other Contingencies

During the ordinary course of business, the Company is subject to pending and threatened legal actions. Management of the Company does not believe that any of these actions will have a material adverse effect on the Company’s surplus, results of operations or cash flows. However, the likelihood or outcome of current or future legal proceedings cannot be accurately predicted, and they could adversely affect the Company’s surplus, results of operations and cash flows.

The Company is not aware of any other material contingent liabilities as of March 31, 2025.

15. Leases

Not Applicable.

16. Information about Financial Instruments With Off-Balance Sheet Risk and Financial Instruments With Concentrations of Credit Risk

The Company has no investment in Financial Instruments with Off-Balance Sheet Risk or Concentrations of Credit Risk.

NOTES TO THE FINANCIAL STATEMENTS

17. Sale, Transfer and Servicing of Financial Assets and Extinguishments of Liabilities

A. Transfers of Receivables Reported as Sales

Not Applicable.

B. Transfer and Servicing of Financial Assets

Refer to Note 5E – *Dollar Repurchase Agreements and/or Securities Lending Transactions*.

C. Wash Sales

Not Applicable.

18. Gain or Loss to the Reporting Entity from Uninsured Plans and the Uninsured Portion of Partially Insured Plans

A. ASO Plans

Not Applicable.

B. ASC Plans

Not Applicable.

C. Medicare or Other Similarly Structured Cost Based Reimbursement Contract

- (1) The Company records no revenue explicitly attributable to the cost share and reinsurance components of its Medicare or other similarly structured cost based reimbursement contracts.
- (2) As of March 31, 2025, the Company has recorded a receivable from CMS of \$5,511,169 related to the cost share and reinsurance components of administered Medicare products. The Company does not have any receivables greater than 10% of the Company’s accounts receivable from uninsured accident and health plans or \$10,000.
- (3) As no revenue is recorded in connection with the cost share and reinsurance components of the Company’s Medicare or other similarly structured cost based reimbursement contracts, the Company has recorded no allowances and reserves for adjustment of recorded revenues and receivables.
- (4) The Company has made no adjustment to revenue resulting from audit of receivables related to revenues recorded in the prior period.

19. Direct Premium Written/Produced by Managing General Agents/Third Party Administrators

Not Applicable.

20. Fair Value Measurements

A. (1) The fair value of financial assets at March 31, 2025 were as follows:

	Level 1	Level 2	Level 3	Net Asset Value (NAV)	Total
a. Assets at fair value					
Bonds					
U.S. governments	\$ -	\$ -	\$ -	\$ -	-
Tax-exempt municipal	-	281,936	-	-	281,936
Residential mortgage and other-backed	-	-	-	-	-
Corporate debt securities	-	6,335,300	-	-	6,335,300
Total bonds	-	6,617,236	-	-	6,617,236
Total assets at fair value/NAV	\$ -	\$ 6,617,236	\$ -	\$ -	\$ 6,617,236
b. Liabilities at fair value	\$ -	\$ -	\$ -	\$ -	-
Total liabilities at fair value	\$ -	\$ -	\$ -	\$ -	-

The Company reports transfers between Level 1 and Level 2 of the fair value hierarchy levels at the end of the reporting period. There were no transfers between Level 1 and Level 2 of the fair value hierarchy between December 31, 2024 and March 31, 2025.

(2) Fair Value Measurements in (Level 3) of the Fair Value Hierarchy

Not Applicable.

- (3) The Company reports transfers into or out of Level 3 of the fair value hierarchy levels at the end of the reporting period. There were no transfers into or out of Level 3 of the fair value hierarchy levels between December 31, 2024 and March 31, 2025.

NOTES TO THE FINANCIAL STATEMENTS

(4) Fair value of actively traded debt securities are based on quoted market prices. Fair value of other debt securities are based on quoted market prices of identical or similar securities or based on observable inputs like interest rates generally using a market valuation approach, or, less frequently, an income valuation approach and are generally classified as Level 2. The Company generally obtains one quoted price for each security from a third party pricing service. These prices are generally derived from recently reported trades for identical or similar securities, including adjustments through the reporting date based upon observable market information. When quoted prices are not available, the third party pricing service may use quoted market prices of comparable securities or discounted cash flow analyses, incorporating inputs that are currently observable in the markets for similar securities. Inputs that are often used in the valuation methodologies include benchmark yields, reported trades, credit spreads, broker quotes, default rates and prepayment speeds. The Company is responsible for the determination of fair value and as such, the Company performs analysis on the prices received from the third party pricing service to determine whether the prices are reasonable estimates of fair value. The Company’s analysis includes a review of monthly price fluctuations as well as a quarterly comparison of the prices received from the pricing service to prices reported by the Company’s third party investment advisor. Based on the Company’s internal price verification procedures and review of fair value methodology documentation provided by the third party pricing service, there were no material adjustments to the prices obtained from the third party pricing service during the quarter ended March 31, 2025.

(5) Derivative Fair Values

Not Applicable.

B. Other Fair Value Disclosures

Securities lending collateral assets: Fair values of securities lending collateral are based on quoted market prices, where available. These fair values are obtained primarily from a third party pricing service, which generally uses Level 1 or Level 2 inputs for the determination of fair value to facilitate fair value measurements and disclosures.

C. Fair Values for All Financial Instruments by Levels 1, 2 and 3

Type of Financial Instrument	Aggregate Fair Value	Admitted Assets	Level 1	Level 2	Level 3	Net Asset Value (NAV)	Not Practicable (Carrying Value)
Bonds and cash equivalents	\$ 493,731,275	\$ 521,968,816	\$ 70,465,322	\$ 423,265,953	\$ -	\$ -	\$ -
Securities lending collateral assets	23,044,597	23,044,597	23,044,597	-	-	-	-
Total	\$ 516,775,872	\$ 545,013,413	\$ 93,509,919	\$ 423,265,953	\$ -	\$ -	\$ -

D. Financial Instruments for which Not Practicable to Estimate Fair Values

Not Applicable.

21. Other Items

A. Extraordinary Items

Not Applicable.

B. Troubled Debt Restructuring: Debtors

Not Applicable.

C. Other Disclosures and Unusual Items

Not Applicable.

D. Business Interruption Insurance Recoveries

Not Applicable.

E. State Transferable and Non-transferable Tax Credits

Not Applicable.

F. Subprime Mortgage Related Risk Exposure

(1) The Company consults with its external investment managers to assess its subprime mortgage related risk exposure. Certain characteristics are utilized to determine if a mortgage-backed security has subprime exposure. The main characteristics reviewed when determining this are the collateral and structure of the security, the loan purpose, loan documentation, occupancy, geographical location, loan size and type. Subprime mortgage borrowers typically have lower credit scores, lower loan balances and higher loan-to-values than other conforming loans. Management’s practices include reviewing quantitative and qualitative credit models that analyze loan-level collateral composition, historical underwriter performance trends, the impact of macroeconomic factors, and issuer risks; as well as reviewing the estimation of security cash flows and monthly model calibrations.

NOTES TO THE FINANCIAL STATEMENTS

- (2) Direct exposure through investments in sub-prime mortgage loans.

The Company has no direct exposure through investment to sub-prime mortgage loans.

- (3) Direct exposure through other investments:

- a. Residential mortgage backed securities – No substantial exposure noted.
- b. Commercial mortgage backed securities – No substantial exposure noted.
- c. Collateralized debt obligations – No substantial exposure noted.
- d. Structured securities – No substantial exposure noted.
- e. Equity investment in SCAs – No substantial exposure noted.
- f. Other assets – No substantial exposure noted.
- g. Total – No substantial exposure noted.

- (4) Underwriting exposure to sub-prime mortgage risk through Mortgage Guaranty coverage, Financial Guaranty coverage, Directors and Officers liability coverage, or Errors and Omissions liability coverage.

The Company does not have sub-prime mortgage risk.

Classification of mortgage related securities is primarily based on information from outside data services, including rating agency actions. When considering our exposure, the Company evaluated the percentage of full documentation loans, percent of owner occupied properties, FICO scores, average margin for ARM loans, percent of loans with prepayment penalties, the existence of non-traditional underwriting standards, among other factors.

G. Retained Assets

Not Applicable.

H. Insurance Linked Securities

Not Applicable.

22. Events Subsequent

The Company is not aware of any events or transactions occurring subsequent to the close of the books for this statement which may have a material effect on its financial condition. Subsequent events have been considered through May 14, 2025 for the Statutory Statement issued on May 14, 2025.

23. Reinsurance

A. Ceded Reinsurance Report

Section 1 – General Interrogatories

- (1) Are any of the reinsurers, listed in Schedule S as non-affiliated, owned in excess of 10.0 percent or controlled, either directly or indirectly, by the company or by any representative, officer, trustee, or director of the company?

Yes () No (X)

- (2) Have any policies issued by the company been reinsured with a company chartered in a country other than the United States (excluding U.S. Branches of such companies) that is owned in excess of 10.0 percent or controlled directly or indirectly by an insured, a beneficiary, a creditor or an insured or any other person not primarily engaged in the insurance business?

Yes () No (X)

Section 2 – Ceded Reinsurance Report – Part A

- (1) Does the company have any reinsurance agreements in effect under which the reinsurer may unilaterally cancel any reinsurance for reasons other than for nonpayment of premium or other similar credits?

Yes () No (X)

- (2) Does the reporting entity have any reinsurance agreements in effect such that the amount of losses paid or accrued through the statement date may result in a payment to the reinsurer of amounts that, in aggregate and allowing for offset of mutual credits from other reinsurance agreements with the same reinsurer, exceed the total direct premium collected under the reinsured policies?

Yes () No (X)

Section 3 – Ceded Reinsurance Report – Part B

- (1) What is the estimated amount of the aggregate reduction in surplus, (for agreements other than those under which the reinsurer may unilaterally cancel for reasons other than for nonpayment of premium or other similar credits that are reflected in Section 2 above) of termination of ALL reinsurance agreements, by either party, as of the date of this statement? Where necessary, the company may consider the current or anticipated experience of the business reinsured in making this estimate. \$0

NOTES TO THE FINANCIAL STATEMENTS

- (2) Have any new agreements been executed or existing agreements amended, since January 1 of the year of this statement, to include policies or contracts that were in force or which had existing reserves established by the company as of the effective date of the agreement?

Yes () No (X)

B. Uncollectible Reinsurance

Not Applicable.

C. Commutation of Ceded Reinsurance

Not Applicable.

D. Certified Reinsurer Rating Downgraded or Status Subject to Revocation

Not Applicable.

24. Retrospectively Rated Contracts and Contracts Subject to Redetermination

- A. The Company estimates accrued retrospective premium adjustments for its Medicare business through a mathematical approach using an algorithm based upon settlement procedures defined by contracts with CMS.

- B. The Company records accrued retrospective premium as an adjustment to earned premiums.

- C. The amount of net premiums written by the Company at March 31, 2025 that are subject to retrospective rating features was \$674,961,034, or 100.00% of the total net premiums written. No other net premiums written by the Company are subject to retrospective rating features.

- D. Medical loss ratio rebates required pursuant to the Public Health Service Act

Not Applicable.

- E. Risk Sharing Provisions of the Affordable Care Act

Not Applicable.

25. Change in Incurred Claims and Claim Adjustment Expenses

Benefits and loss adjustment expenses payable, net of health care receivables, as of December 31, 2024, were \$214,290,395. As of March 31, 2025, \$149,644,963 has been paid for incurred claims and claim adjustment expenses attributable to insured events of prior years. Reserves remaining for prior years are now \$63,822,780 as a result of re-estimation of unpaid claims and claim adjustment expenses. Therefore, there has been a \$822,652 favorable prior-year development since December 31, 2024. The decrease is generally the result of ongoing analysis of recent loss development trends. Original estimates are increased or decreased as additional information becomes known regarding individual claims. Included in this decrease, the Company experienced \$822,652 of favorable prior year claim development on retrospectively rated policies. However, the business to which it relates is subject to premium adjustments.

26. Intercompany Pooling Arrangements

Not Applicable.

27. Structured Settlements

The Company has no structured settlements.

NOTES TO THE FINANCIAL STATEMENTS

28. Health Care Receivables

A. Pharmaceutical Rebate Receivables

Quarter	Estimate Pharmacy Rebates as Reported on Financial Statements	Pharmacy Rebates as Billed or Otherwise Confirmed	Actual Rebates Received Within 90 Days of Billing	Actual Rebates Received Within 91 to 180 Days of Billing	Actual Rebates Received More than 181 Days after Billing
12/31/2025	\$ -	\$ -	\$ -	\$ -	\$ -
9/30/2025	-	-	-	-	-
6/30/2025	-	-	-	-	-
3/31/2025	49,526,998	49,526,998	-	-	-
12/31/2024	41,246,362	40,699,573	40,673,603	-	-
9/30/2024	52,596,108	52,401,130	51,852,958	138,746	-
6/30/2024	50,180,493	49,971,837	49,902,434	46,634	-
3/31/2024	59,004,495	58,509,568	58,465,402	18,842	24,012
12/31/2023	53,573,101	52,822,829	50,852,890	1,968,434	-
9/30/2023	54,762,402	53,993,384	50,607,673	1,406,354	1,979,581
6/30/2023	56,538,175	55,525,812	55,586,145	31,074	12,884
3/31/2023	58,394,899	58,043,554	57,716,681	314,295	12,594

B. Risk Sharing Receivables

Not Applicable.

29. Participating Policies

The Company has no participating policies.

30. Premium Deficiency Reserves

Not Applicable.

31. Anticipated Salvage and Subrogation

Not Applicable.

GENERAL INTERROGATORIES

PART 1 - COMMON INTERROGATORIES

GENERAL

1.1

Did the reporting entity experience any material transactions requiring the filing of Disclosure of Material Transactions with the State of Domicile, as required by the Model Act?

Yes [] No [X]

1.2

If yes, has the report been filed with the domiciliary state?

Yes [] No []

2.1

Has any change been made during the year of this statement in the charter, by-laws, articles of incorporation, or deed of settlement of the reporting entity?

Yes [] No [X]

2.2

If yes, date of change:

3.1

Is the reporting entity a member of an Insurance Holding Company System consisting of two or more affiliated persons, one or more of which is an insurer?
If yes, complete Schedule Y, Parts 1 and 1A.

Yes [X] No []

3.2

Have there been any substantial changes in the organizational chart since the prior quarter end?

Yes [] No [X]

3.3

If the response to 3.2 is yes, provide a brief description of those changes.
NA

3.4

Is the reporting entity publicly traded or a member of a publicly traded group?

Yes [X] No []

3.5

If the response to 3.4 is yes, provide the CIK (Central Index Key) code issued by the SEC for the entity/group.

0000049071

4.1

Has the reporting entity been a party to a merger or consolidation during the period covered by this statement?

Yes [] No [X]

4.2

If yes, provide the name of the entity, NAIC Company Code, and state of domicile (use two letter state abbreviation) for any entity that has ceased to exist as a result of the merger or consolidation.

1 Name of Entity	2 NAIC Company Code	3 State of Domicile
Not Applicable.		

5.

If the reporting entity is subject to a management agreement, including third-party administrator(s), managing general agent(s), attorney-in-fact, or similar agreement, have there been any significant changes regarding the terms of the agreement or principals involved?
If yes, attach an explanation.

Yes [] No [X] N/A []

6.1

State as of what date the latest financial examination of the reporting entity was made or is being made.

12/31/2020

6.2

State the as of date that the latest financial examination report became available from either the state of domicile or the reporting entity. This date should be the date of the examined balance sheet and not the date the report was completed or released.

12/31/2020

6.3

State as of what date the latest financial examination report became available to other states or the public from either the state of domicile or the reporting entity. This is the release date or completion date of the examination report and not the date of the examination (balance sheet date).

06/27/2022

6.4

By what department or departments?
Tennessee Department of Commerce and Insurance

6.5

Have all financial statement adjustments within the latest financial examination report been accounted for in a subsequent financial statement filed with Departments?

Yes [X] No [] N/A []

6.6

Have all of the recommendations within the latest financial examination report been complied with?

Yes [X] No [] N/A []

7.1

Has this reporting entity had any Certificates of Authority, licenses or registrations (including corporate registration, if applicable) suspended or revoked by any governmental entity during the reporting period?

Yes [] No [X]

7.2

If yes, give full information:

8.1

Is the company a subsidiary of a bank holding company regulated by the Federal Reserve Board?

Yes [] No [X]

8.2

If response to 8.1 is yes, please identify the name of the bank holding company.

8.3

Is the company affiliated with one or more banks, thrifts or securities firms?

Yes [] No [X]

8.4

If response to 8.3 is yes, please provide below the names and location (city and state of the main office) of any affiliates regulated by a federal regulatory services agency [i.e. the Federal Reserve Board (FRB), the Office of the Comptroller of the Currency (OCC), the Federal Deposit Insurance Corporation (FDIC) and the Securities Exchange Commission (SEC)] and identify the affiliate's primary federal regulator.

1 Affiliate Name	2 Location (City, State)	3 FRB	4 OCC	5 FDIC	6 SEC

STATEMENT AS OF MARCH 31, 2025 OF THE Cariten Health Plan Inc.

GENERAL INTERROGATORIES

9.1

Are the senior officers (principal executive officer, principal financial officer, principal accounting officer or controller, or persons performing similar functions) of the reporting entity subject to a code of ethics, which includes the following standards?
(a) Honest and ethical conduct, including the ethical handling of actual or apparent conflicts of interest between personal and professional relationships;
(b) Full, fair, accurate, timely and understandable disclosure in the periodic reports required to be filed by the reporting entity;
(c) Compliance with applicable governmental laws, rules and regulations;
(d) The prompt internal reporting of violations to an appropriate person or persons identified in the code; and
(e) Accountability for adherence to the code.

Yes [X] No []

9.11

If the response to 9.1 is No, please explain:
.....

9.2

Has the code of ethics for senior managers been amended?

Yes [] No [X]

9.21

If the response to 9.2 is Yes, provide information related to amendment(s).
.....

9.3

Have any provisions of the code of ethics been waived for any of the specified officers?

Yes [] No [X]

9.31

If the response to 9.3 is Yes, provide the nature of any waiver(s).
.....

FINANCIAL

10.1

Does the reporting entity report any amounts due from parent, subsidiaries or affiliates on Page 2 of this statement?

Yes [] No [X]

10.2

If yes, indicate any amounts receivable from parent included in the Page 2 amount:\$.....

0

INVESTMENT

11.1

Were any of the stocks, bonds, or other assets of the reporting entity loaned, placed under option agreement, or otherwise made available for use by another person? (Exclude securities under securities lending agreements.)

Yes [] No [X]

11.2

If yes, give full and complete information relating thereto:
.....

12.

Amount of real estate and mortgages held in other invested assets in Schedule BA:

\$.....

0

13.

Amount of real estate and mortgages held in short-term investments:

\$.....

0

14.1

Does the reporting entity have any investments in parent, subsidiaries and affiliates?

Yes [] No [X]

14.2

If yes, please complete the following:

	1	2
	Prior Year-End Book/Adjusted Carrying Value	Current Quarter Book/Adjusted Carrying Value
14.21 Bonds	\$.....0	\$.....0
14.22 Preferred Stock	\$.....0	\$.....0
14.23 Common Stock	\$.....0	\$.....0
14.24 Short-Term Investments	\$.....0	\$.....0
14.25 Mortgage Loans on Real Estate	\$.....0	\$.....0
14.26 All Other	\$.....0	\$.....0
14.27 Total Investment in Parent, Subsidiaries and Affiliates (Subtotal Lines 14.21 to 14.26)	\$.....0	\$.....0
14.28 Total Investment in Parent included in Lines 14.21 to 14.26 above	\$.....0	\$.....0

15.1

Has the reporting entity entered into any hedging transactions reported on Schedule DB?

Yes [] No [X]

15.2

If yes, has a comprehensive description of the hedging program been made available to the domiciliary state? Yes [] No [] N/A []
If no, attach a description with this statement.
.....

16.

For the reporting entity's security lending program, state the amount of the following as of the current statement date:

16.1

Total fair value of reinvested collateral assets reported on Schedule DL, Parts 1 and 2.

\$

23,044,597

16.2

Total book/adjusted carrying value of reinvested collateral assets reported on Schedule DL, Parts 1 and 2

\$

23,043,383

16.3

Total payable for securities lending reported on the liability page.

\$

23,044,597

STATEMENT AS OF MARCH 31, 2025 OF THE Cariten Health Plan Inc.

GENERAL INTERROGATORIES

17. Excluding items in Schedule E - Part 3 - Special Deposits, real estate, mortgage loans and investments held physically in the reporting entity's offices, vaults or safety deposit boxes, were all stocks, bonds and other securities, owned throughout the current year held pursuant to a custodial agreement with a qualified bank or trust company in accordance with Section 1, III - General Examination Considerations, F. Outsourcing of Critical Functions, Custodial or Safekeeping Agreements of the NAIC Financial Condition Examiners Handbook? Yes [X] No []
- 17.1 For all agreements that comply with the requirements of the NAIC Financial Condition Examiners Handbook, complete the following:

1 Name of Custodian(s)	2 Custodian Address
JP Morgan Chase	4 Metro Tech Center, 6th Floor, Mail Code: NY1-C512, Brooklyn, NY 11245, Attn: Charline Ottley

- 17.2 For all agreements that do not comply with the requirements of the NAIC Financial Condition Examiners Handbook, provide the name, location and a complete explanation:

1 Name(s)	2 Location(s)	3 Complete Explanation(s)

- 17.3 Have there been any changes, including name changes, in the custodian(s) identified in 17.1 during the current quarter? Yes [] No [X]
- 17.4 If yes, give full information relating thereto:

1 Old Custodian	2 New Custodian	3 Date of Change	4 Reason

- 17.5 Investment management – Identify all investment advisors, investment managers, broker/dealers, including individuals that have the authority to make investment decisions on behalf of the reporting entity. This includes both primary and sub-advisors. For assets that are managed internally by employees of the reporting entity, note as such. ["...that have access to the investment accounts"; "...handle securities"]

1 Name of Firm or Individual	2 Affiliation
BLACKROCK FINANCIAL MANAGEMENT, INC	U.....
Humana Inc.	I.....

- 17.5097 For those firms/individuals listed in the table for Question 17.5, do any firms/individuals unaffiliated with the reporting entity (i.e. designated with a "U") manage more than 10% of the reporting entity's invested assets?..... Yes [X] No []

- 17.5098 For firms/individuals unaffiliated with the reporting entity (i.e. designated with a "U") listed in the table for Question 17.5, does the total assets under management aggregate to more than 50% of the reporting entity's invested assets?..... Yes [X] No []

- 17.6 For those firms or individuals listed in the table for 17.5 with an affiliation code of "A" (affiliated) or "U" (unaffiliated), provide the information for the table below.

1	2	3	4	5
Central Registration Depository Number	Name of Firm or Individual	Legal Entity Identifier (LEI)	Registered With	Investment Management Agreement (IMA) Filed
107105	BLACKROCK FINANCIAL MANAGEMENT, INC	549300LVXY1VJKE13M84	The SEC	DS.....

- 18.1 Have all the filing requirements of the Purposes and Procedures Manual of the NAIC Investment Analysis Office been followed? Yes [X] No []
- 18.2 If no, list exceptions:
.....

19. By self-designating 5GI securities, the reporting entity is certifying the following elements for each self-designated 5GI security:
- a. Documentation necessary to permit a full credit analysis of the security does not exist or an NAIC CRP credit rating for an FE or PL security is not available.
 - b. Issuer or obligor is current on all contracted interest and principal payments.
 - c. The insurer has an actual expectation of ultimate payment of all contracted interest and principal.
- Has the reporting entity self-designated 5GI securities? Yes [] No [X]

20. By self-designating PLGI securities, the reporting entity is certifying the following elements of each self-designated PLGI security:
- a. The security was purchased prior to January 1, 2018.
 - b. The reporting entity is holding capital commensurate with the NAIC Designation reported for the security.
 - c. The NAIC Designation was derived from the credit rating assigned by an NAIC CRP in its legal capacity as a NRSRO which is shown on a current private letter rating held by the insurer and available for examination by state insurance regulators.
 - d. The reporting entity is not permitted to share this credit rating of the PL security with the SVO.
- Has the reporting entity self-designated PLGI securities? Yes [] No [X]

21. By assigning FE to a Schedule BA non-registered private fund, the reporting entity is certifying the following elements of each self-designated FE fund:
- a. The shares were purchased prior to January 1, 2019.
 - b. The reporting entity is holding capital commensurate with the NAIC Designation reported for the security.
 - c. The security had a public credit rating(s) with annual surveillance assigned by an NAIC CRP in its legal capacity as an NRSRO prior to January 1, 2019.
 - d. The fund only or predominantly holds bonds in its portfolio.
 - e. The current reported NAIC Designation was derived from the public credit rating(s) with annual surveillance assigned by an NAIC CRP in its legal capacity as an NRSRO.
 - f. The public credit rating(s) with annual surveillance assigned by an NAIC CRP has not lapsed.
- Has the reporting entity assigned FE to Schedule BA non-registered private funds that complied with the above criteria? Yes [] No [X]

GENERAL INTERROGATORIES

PART 2 - HEALTH

1.

Operating Percentages:

1.1 A&H loss percent

84.4 %

1.2 A&H cost containment percent

2.5 %

1.3 A&H expense percent excluding cost containment expenses

7.4 %
- 2.1

Do you act as a custodian for health savings accounts?

Yes [] No [X]
- 2.2

If yes, please provide the amount of custodial funds held as of the reporting date

\$.0
- 2.3

Do you act as an administrator for health savings accounts?

Yes [] No [X]
- 2.4

If yes, please provide the balance of the funds administered as of the reporting date

\$.0
3.

Is the reporting entity licensed or chartered, registered, qualified, eligible or writing business in at least two states?

Yes [X] No []
- 3.1

If no, does the reporting entity assume reinsurance business that covers risks residing in at least one state other than the state of domicile of the reporting entity?

Yes [] No []

STATEMENT AS OF MARCH 31, 2025 OF THE Cariten Health Plan Inc.

SCHEDULE S - CEDED REINSURANCE

Showing All New Reinsurance Treaties - Current Year to Date

[illegible]

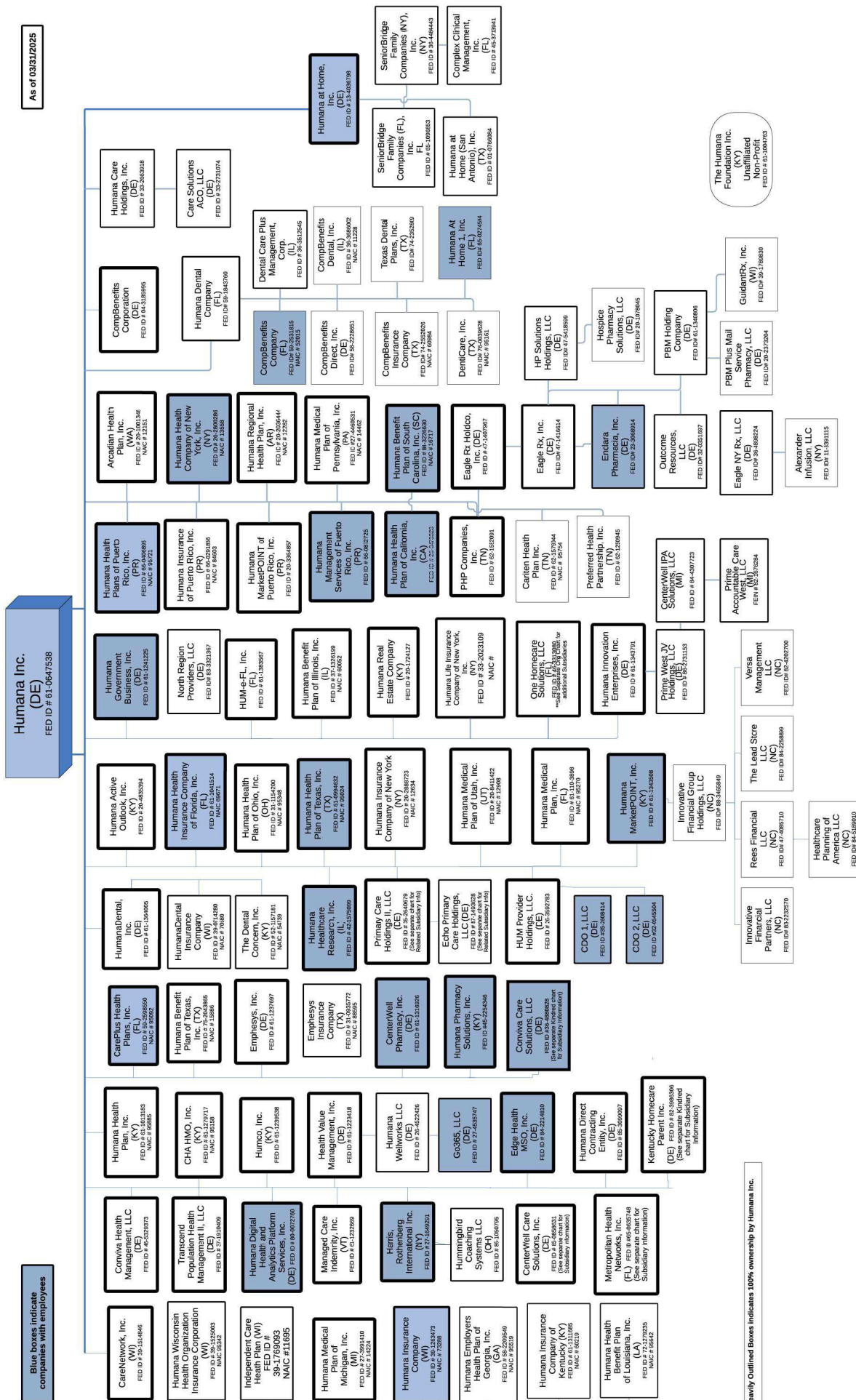
SCHEDULE T - PREMIUMS AND OTHER CONSIDERATIONS

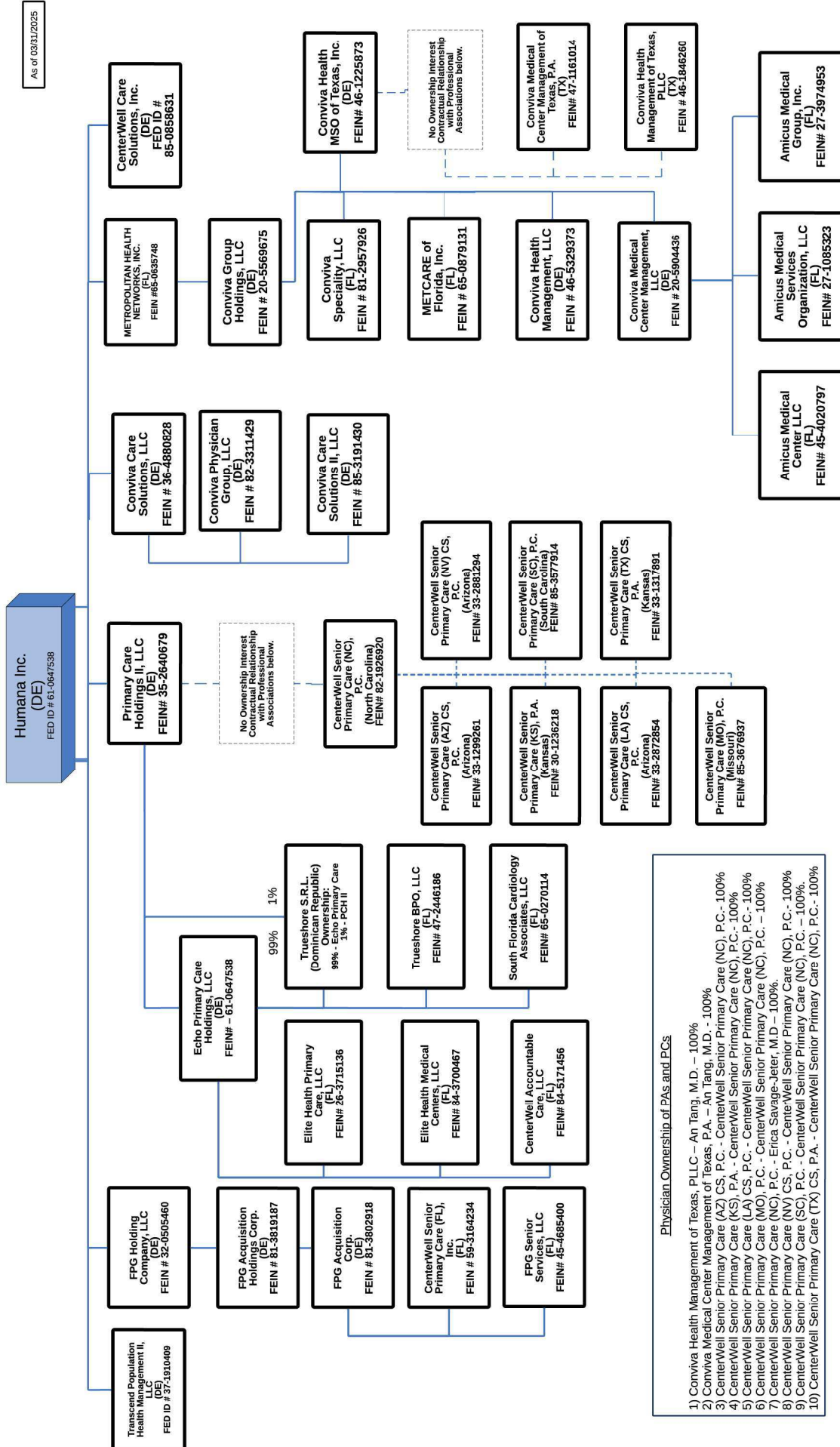
Current Year to Date - Allocated by States and Territories											
		1	Direct Business Only								
		Active Status (a)	2	3	4	5	6	7	8	9	10
States, etc.			Accident and Health Premiums	Medicare Title XVIII	Medicaid Title XIX	CHIP Title XXI	Federal Employees Health Benefits Program Premiums	Life and Annuity Premiums & Other Considerations	Property/Casualty Premiums	Total Columns 2 Through 8	Deposit-Type Contracts
1.	Alabama	AL	..L.....000000000
2.	Alaska	AK	..N.....000000000
3.	Arizona	AZ	..L.....000000000
4.	Arkansas	AR	..N.....000000000
5.	California	CA	..N.....000000000
6.	Colorado	CO	..N.....000000000
7.	Connecticut	CT	..N.....000000000
8.	Delaware	DE	..N.....000000000
9.	District of Columbia	DC	..N.....000000000
10.	Florida	FL	..N.....000000000
11.	Georgia	GA	..N.....000000000
12.	Hawaii	HI	..N.....000000000
13.	Idaho	ID	..N.....000000000
14.	Illinois	IL	..L.....000000000
15.	Indiana	IN	..N.....000000000
16.	Iowa	IA	..N.....000000000
17.	Kansas	KS	..L.....000000000
18.	Kentucky	KY	..N.....000000000
19.	Louisiana	LA	..N.....000000000
20.	Maine	ME	..N.....000000000
21.	Maryland	MD	..N.....000000000
22.	Massachusetts	MA	..N.....000000000
23.	Michigan	MI	..N.....000000000
24.	Minnesota	MN	..N.....000000000
25.	Mississippi	MS	..N.....000000000
26.	Missouri	MO	..L.....000000000
27.	Montana	MT	..N.....000000000
28.	Nebraska	NE	..N.....000000000
29.	Nevada	NV	..N.....000000000
30.	New Hampshire	NH	..N.....000000000
31.	New Jersey	NJ	..N.....000000000
32.	New Mexico	NM	..L.....000000000
33.	New York	NY	..N.....000000000
34.	North Carolina	NC	..N.....000000000
35.	North Dakota	ND	..N.....000000000
36.	Ohio	OH	..N.....000000000
37.	Oklahoma	OK	..N.....000000000
38.	Oregon	OR	..N.....000000000
39.	Pennsylvania	PA	..N.....000000000
40.	Rhode Island	RI	..N.....000000000
41.	South Carolina	SC	..N.....000000000
42.	South Dakota	SD	..N.....000000000
43.	Tennessee	TN	..L.....0	674,961,03400000	674,961,0340
44.	Texas	TX	..L.....000000000
45.	Utah	UT	..N.....000000000
46.	Vermont	VT	..N.....000000000
47.	Virginia	VA	..N.....000000000
48.	Washington	WA	..N.....000000000
49.	West Virginia	WV	..N.....000000000
50.	Wisconsin	WI	..N.....000000000
51.	Wyoming	WY	..N.....000000000
52.	American Samoa	AS	..N.....000000000
53.	Guam	GU	..N.....000000000
54.	Puerto Rico	PR	..N.....000000000
55.	U.S. Virgin Islands	VI	..N.....000000000
56.	Northern Mariana Islands	MP	..N.....000000000
57.	Canada	CAN	..N.....000000000
58.	Aggregate Other Aliens	OT	..XXX.....000000000
59.	Subtotal	XXX0	674,961,03400000	674,961,0340
60.	Reporting Entity Contributions for Employee Benefit Plans	XXX000000000
61.	Totals (Direct Business)	XXX	0	674,961,034	0	0	0	0	0	674,961,034	0
DETAILS OF WRITE-INS											
58001.	XXX
58002.	XXX
58003.	XXX
58998.	Summary of remaining write-ins for Line 58 from overflow page	XXX000000000
58999.	Totals (Lines 58001 through 58003 plus 58998)(Line 58 above)	XXX	0	0	0	0	0	0	0	0	0

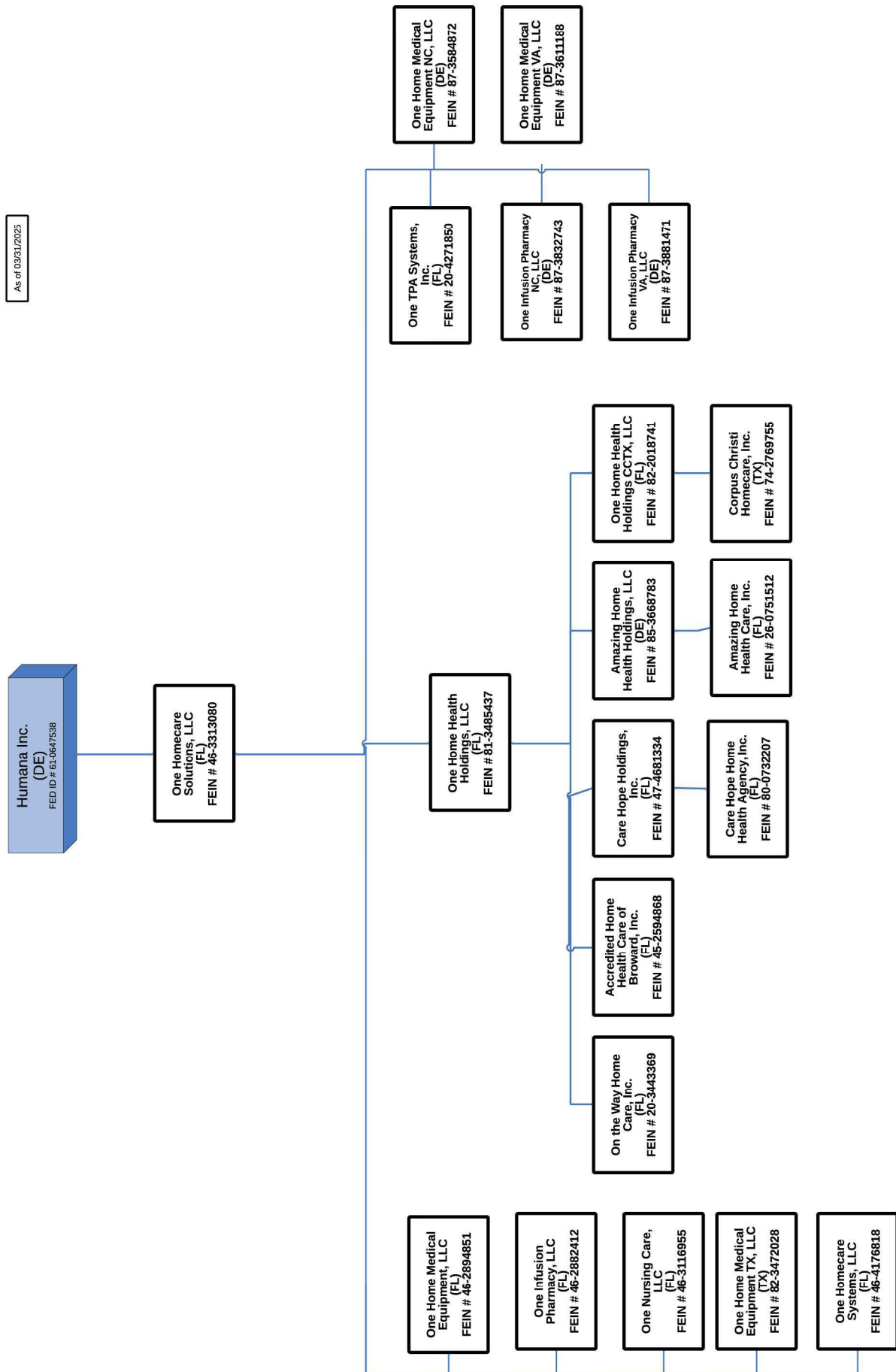
(a) Active Status Counts:

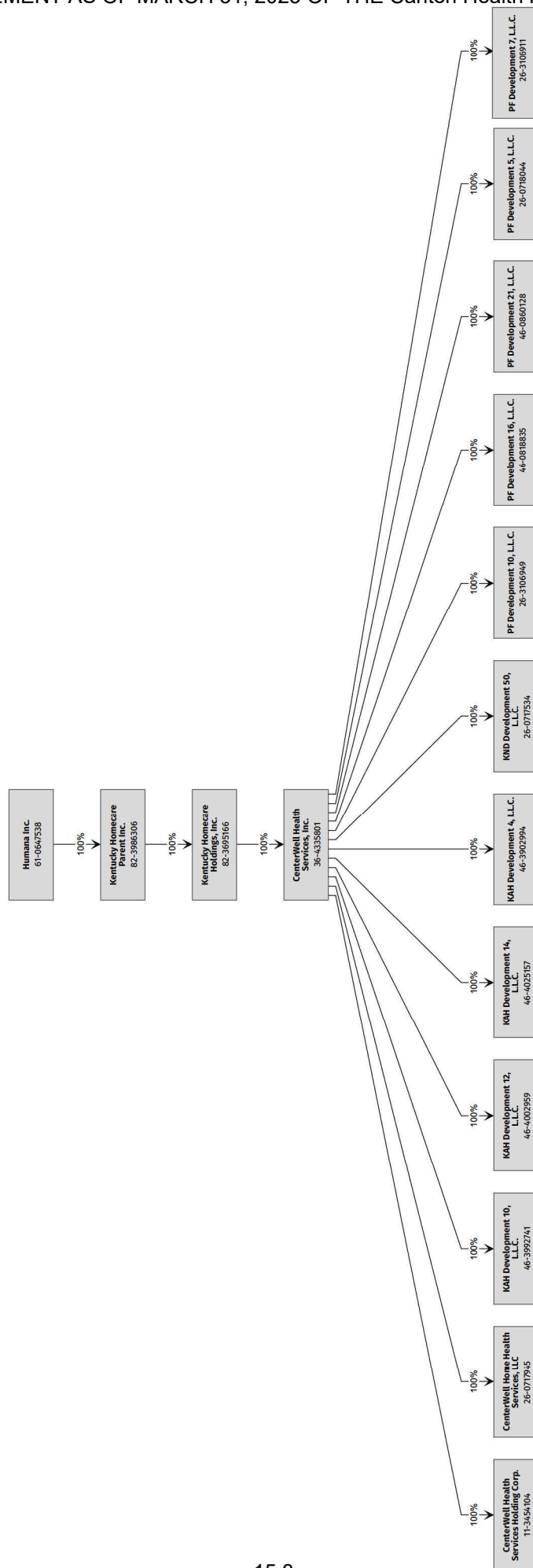
1. L - Licensed or Chartered - Licensed insurance carrier or domiciled RRG.....	8	4. Q - Qualified - Qualified or accredited reinsurer.....	0
2. R - Registered - Non-domiciled RRGs.....	0	5. N - None of the above - Not allowed to write business in the state.....	49
3. E - Eligible - Reporting entities eligible or approved to write surplus lines in the state.	0		

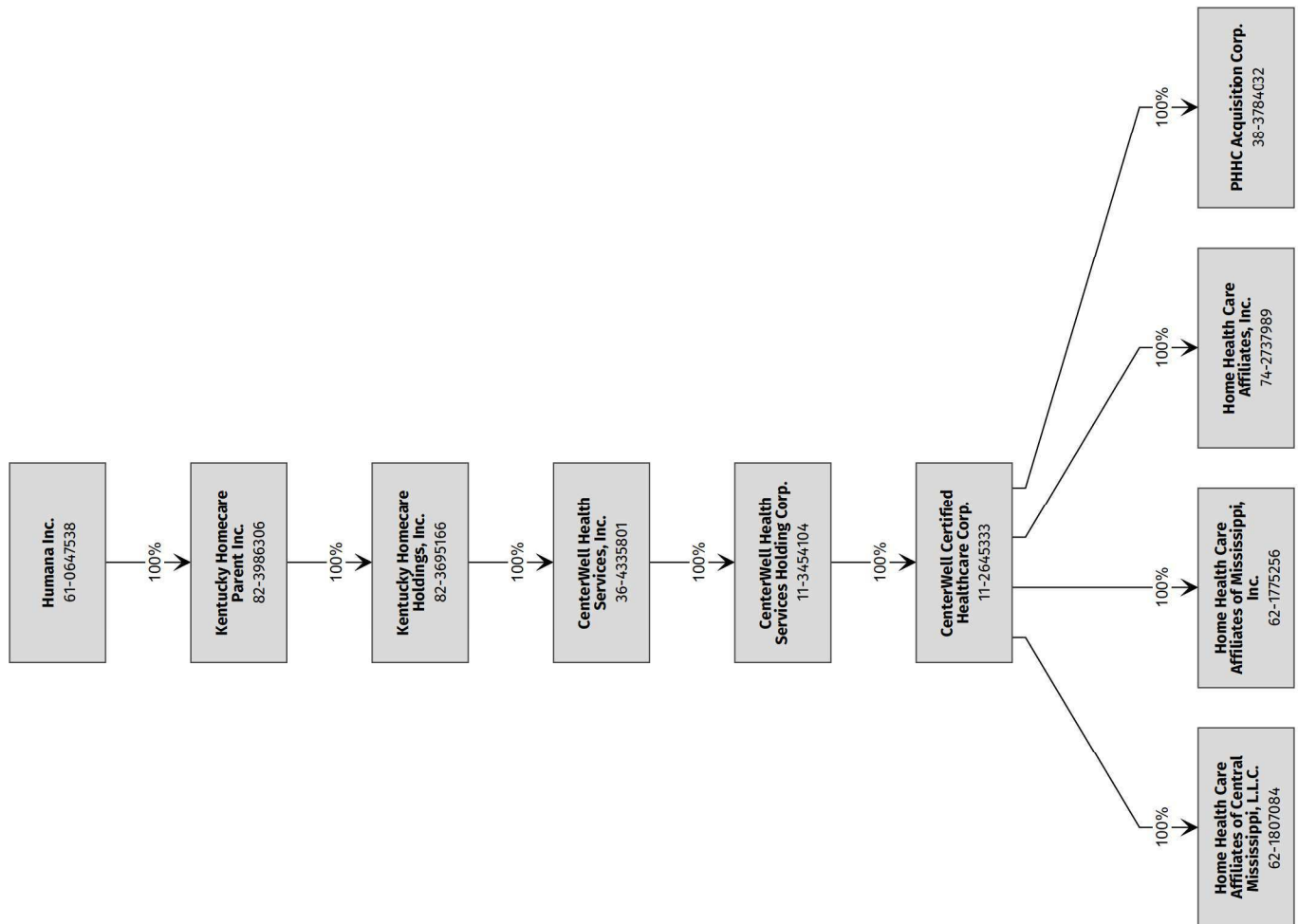
STATEMENT AS OF MARCH 31, 2025 OF THE Cariten Health Plan Inc.

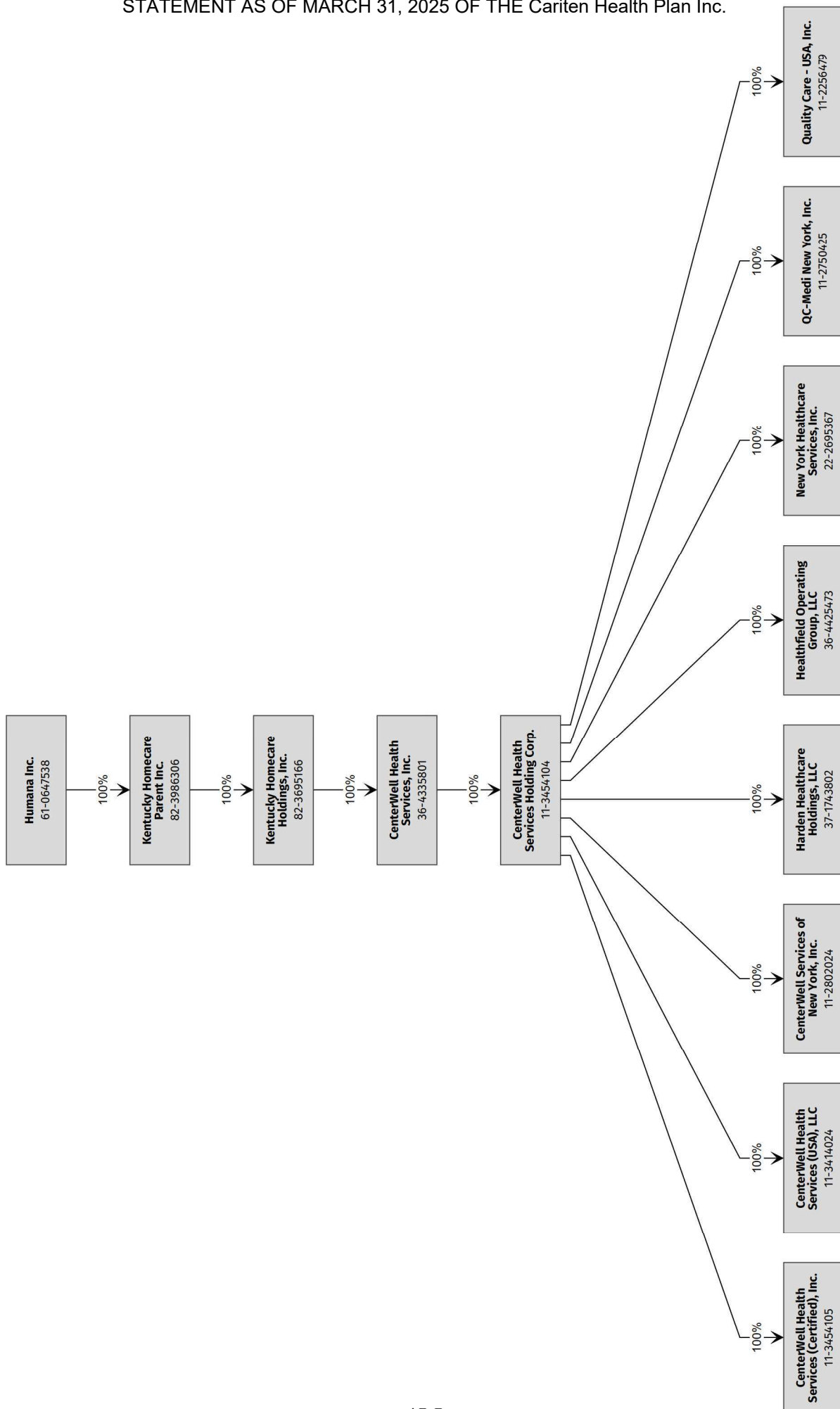


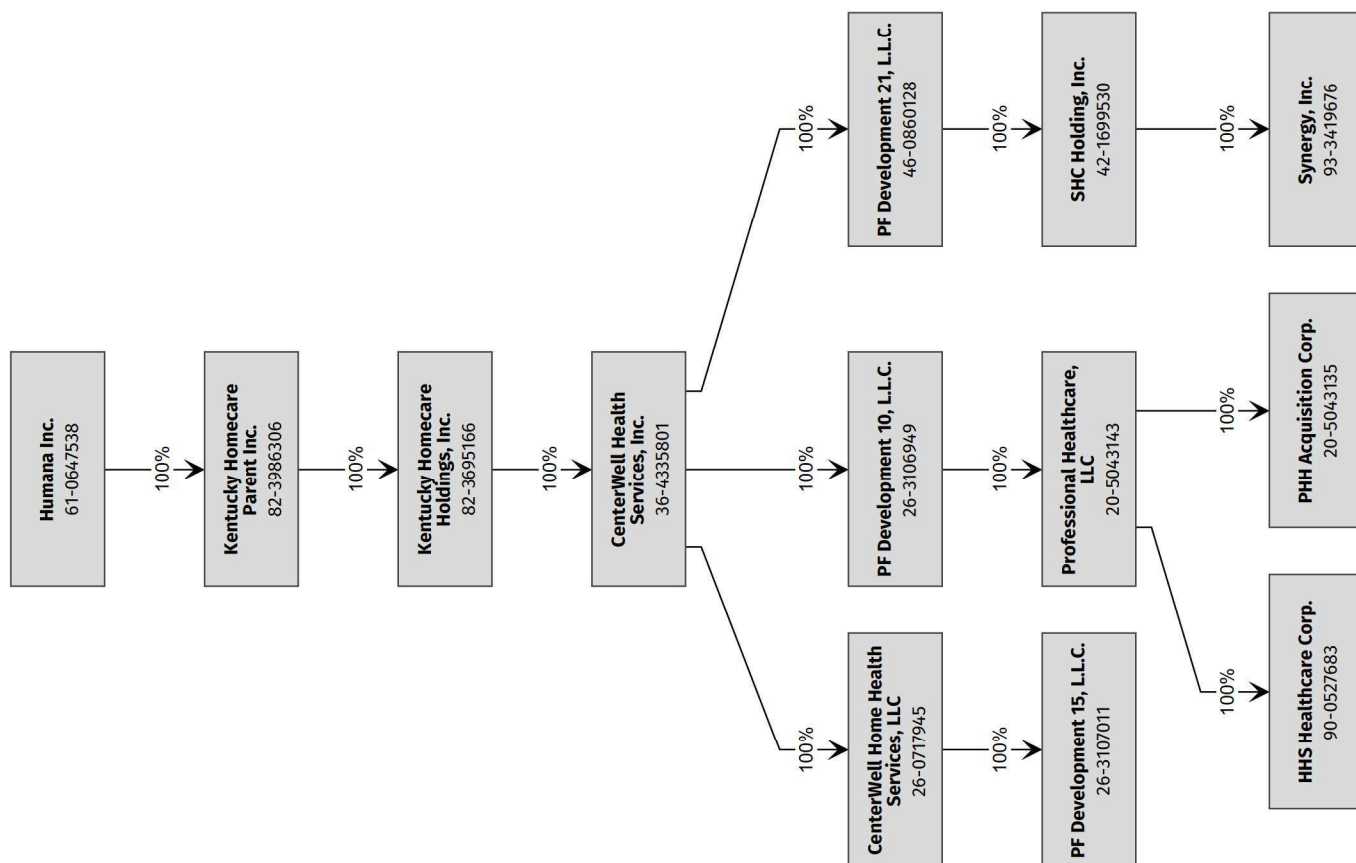


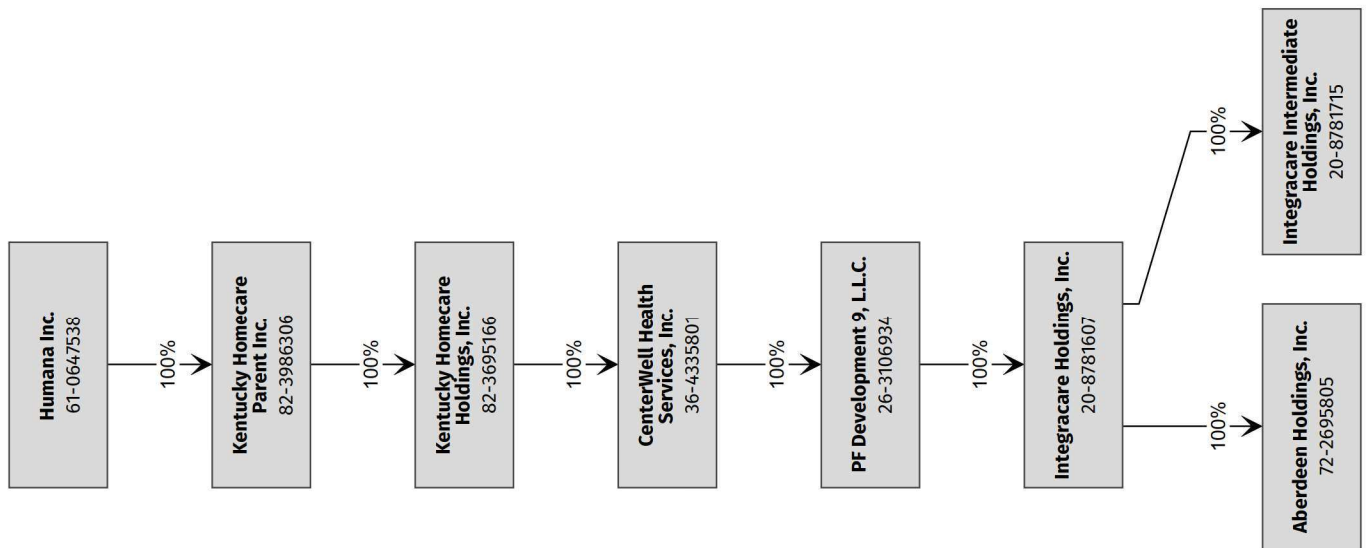


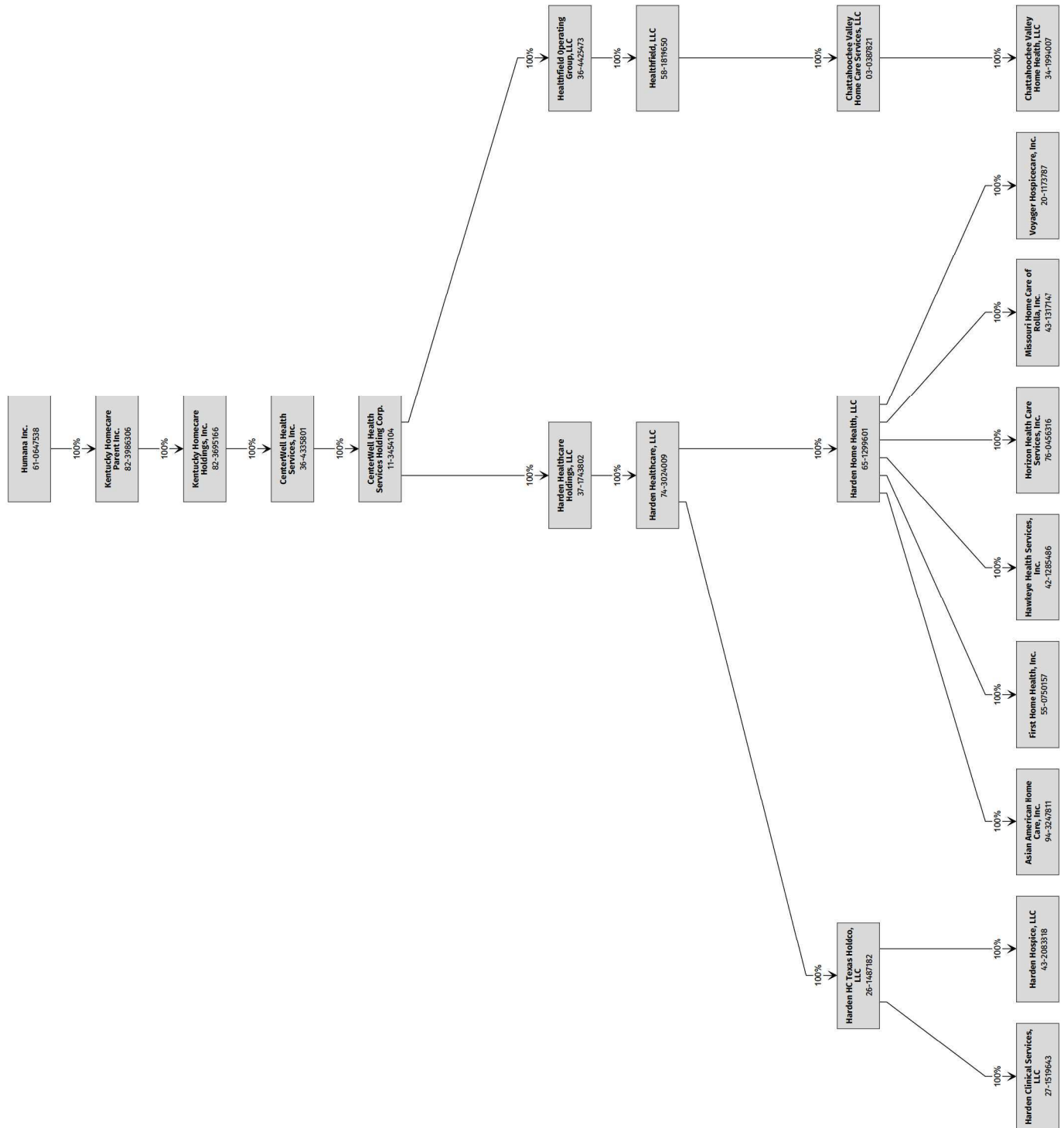


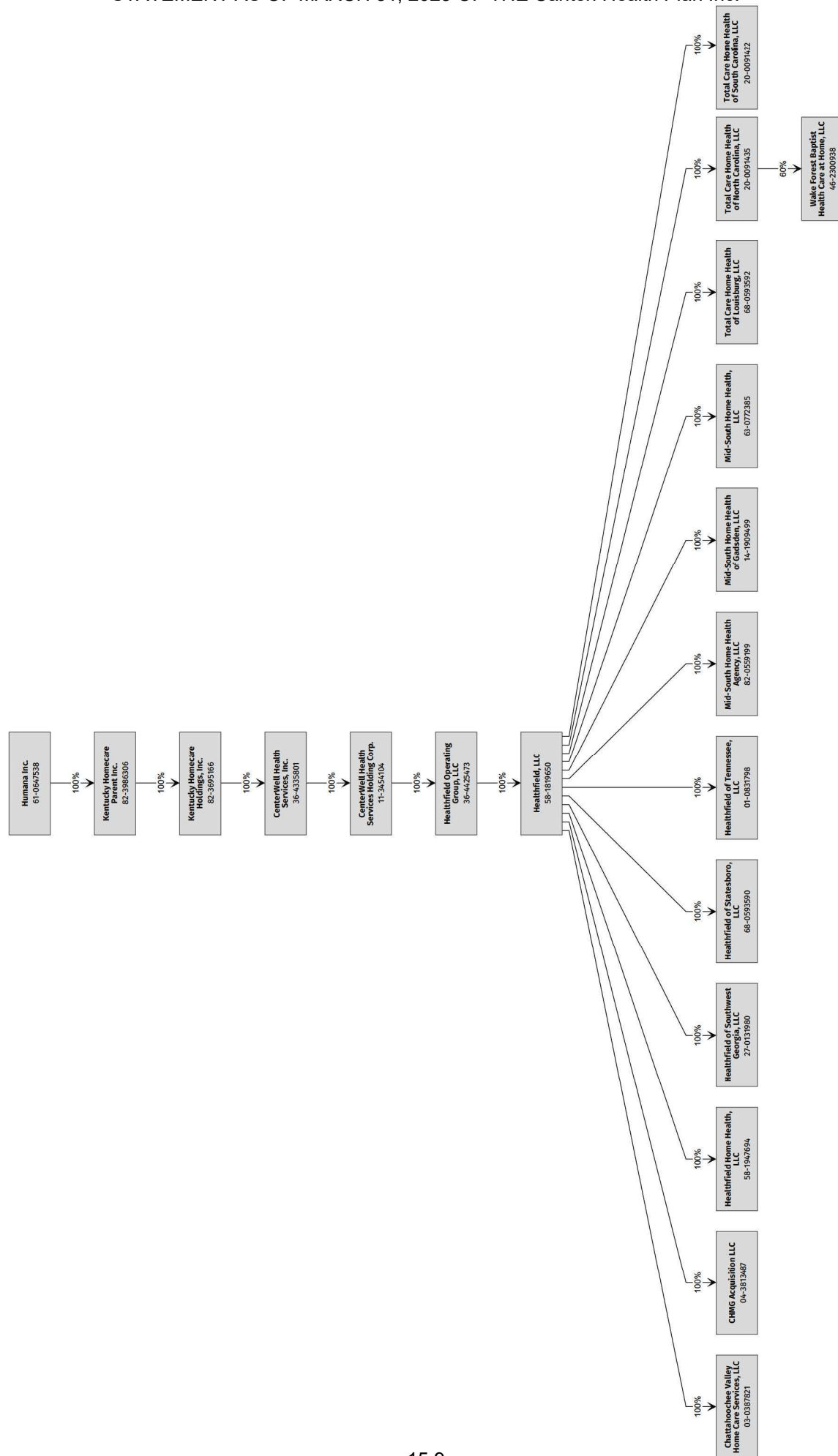


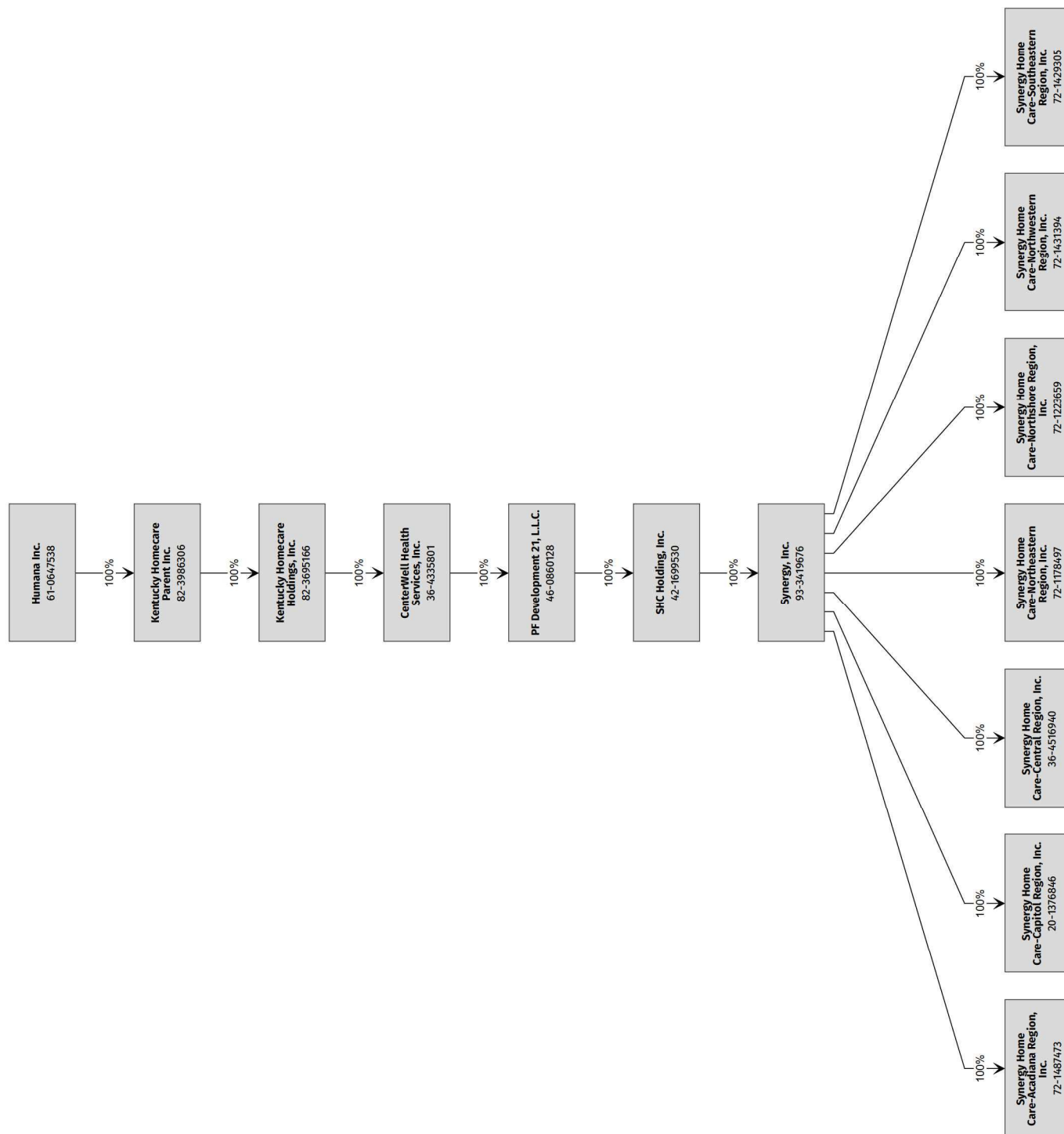


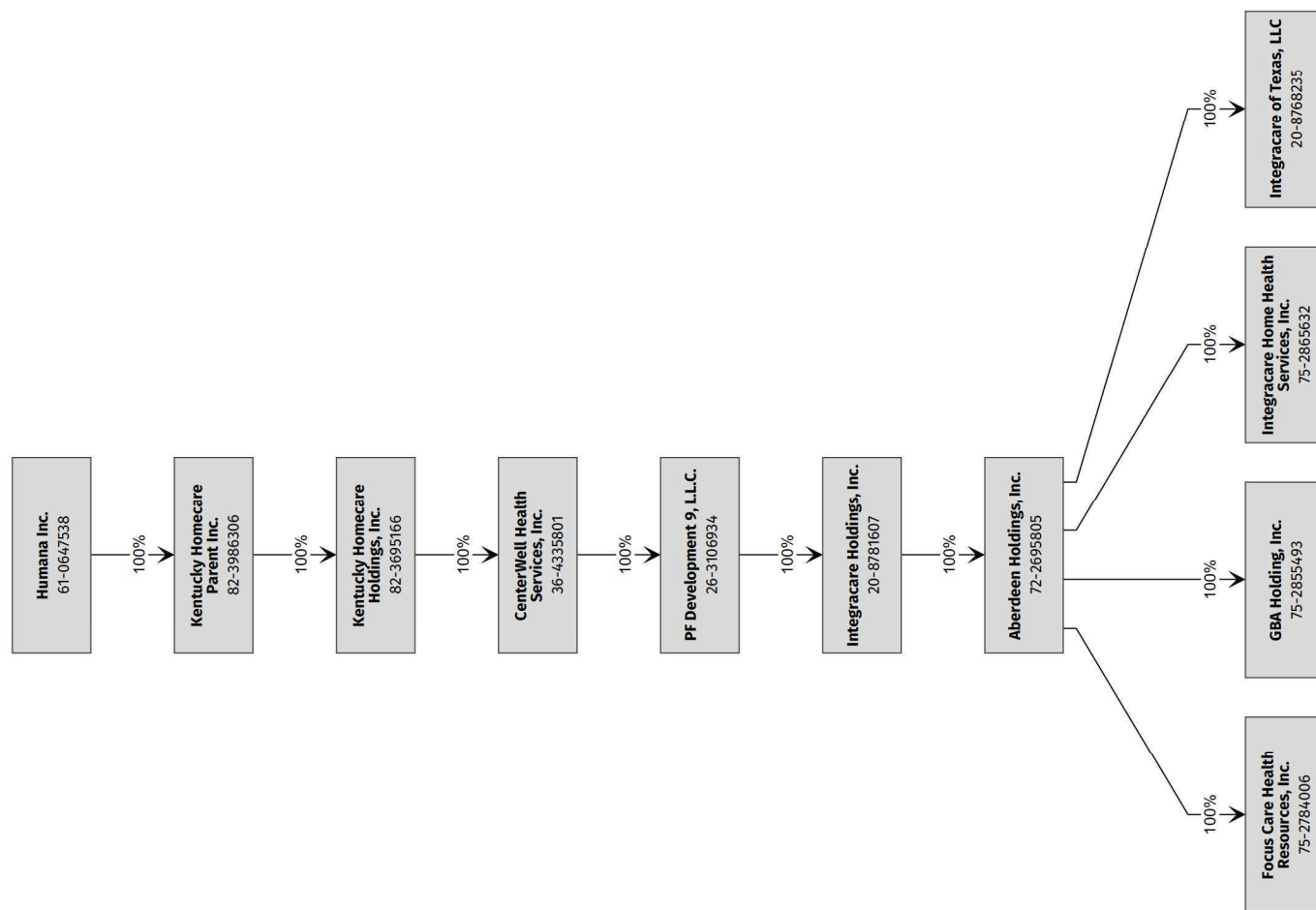


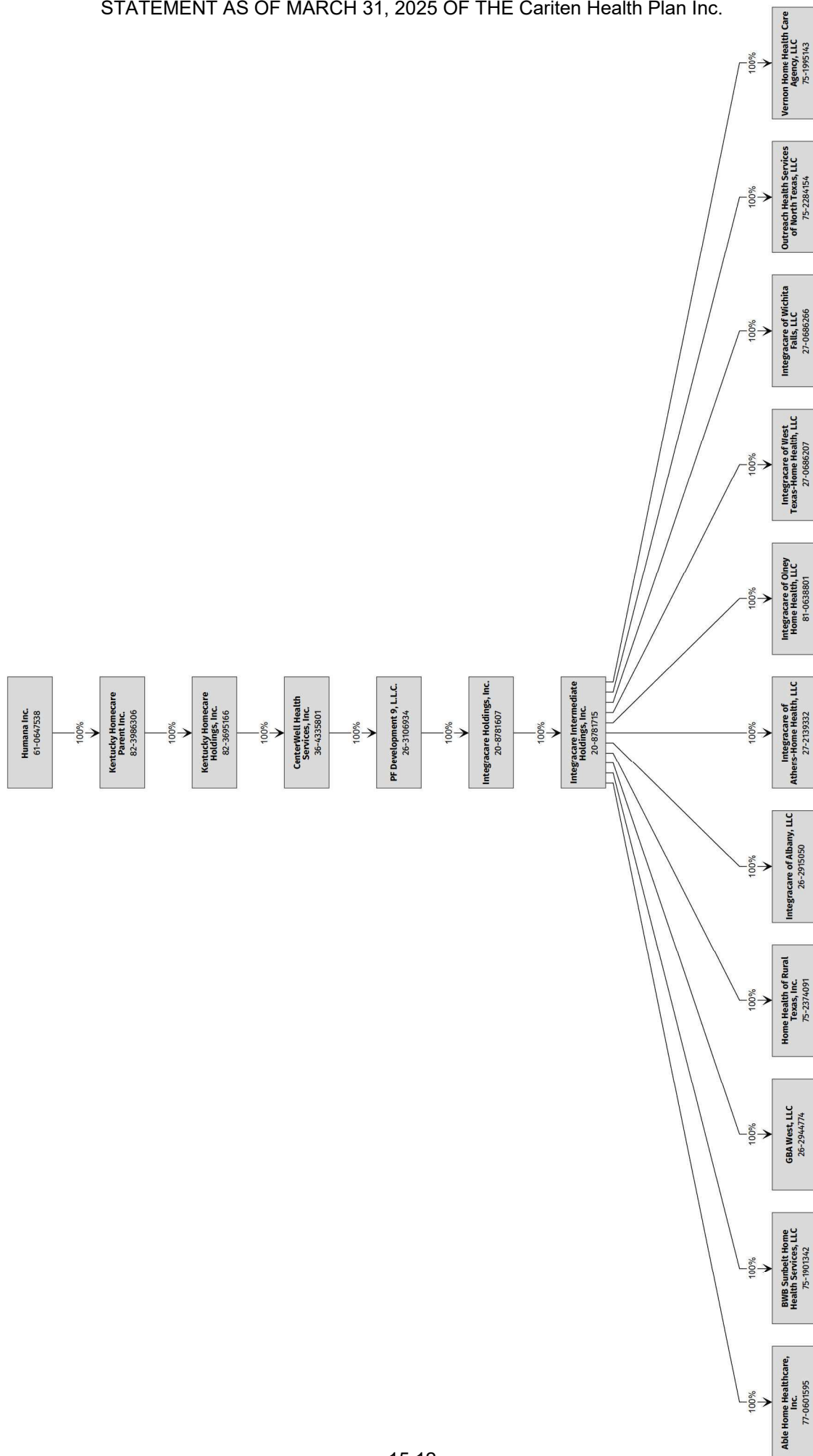


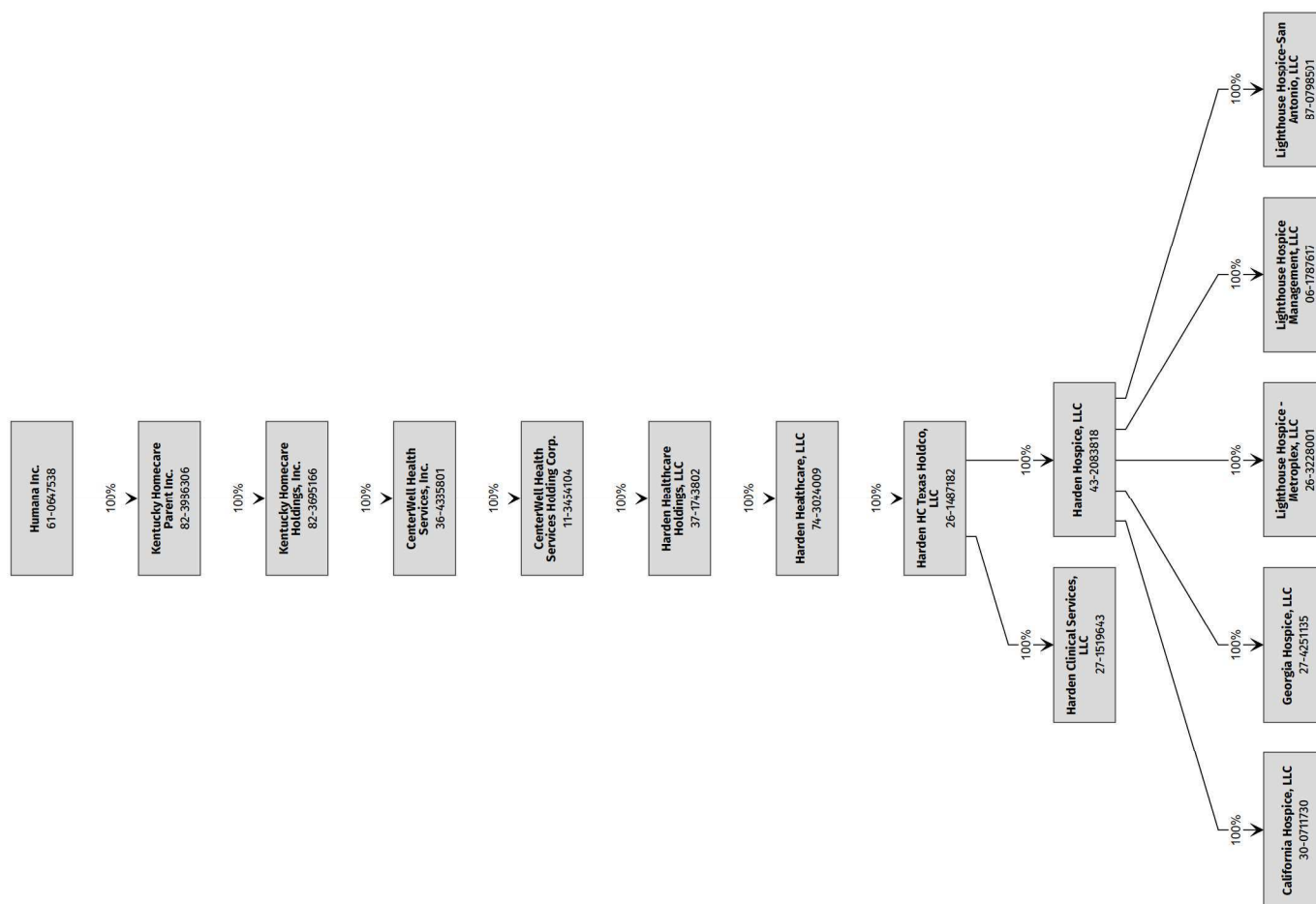


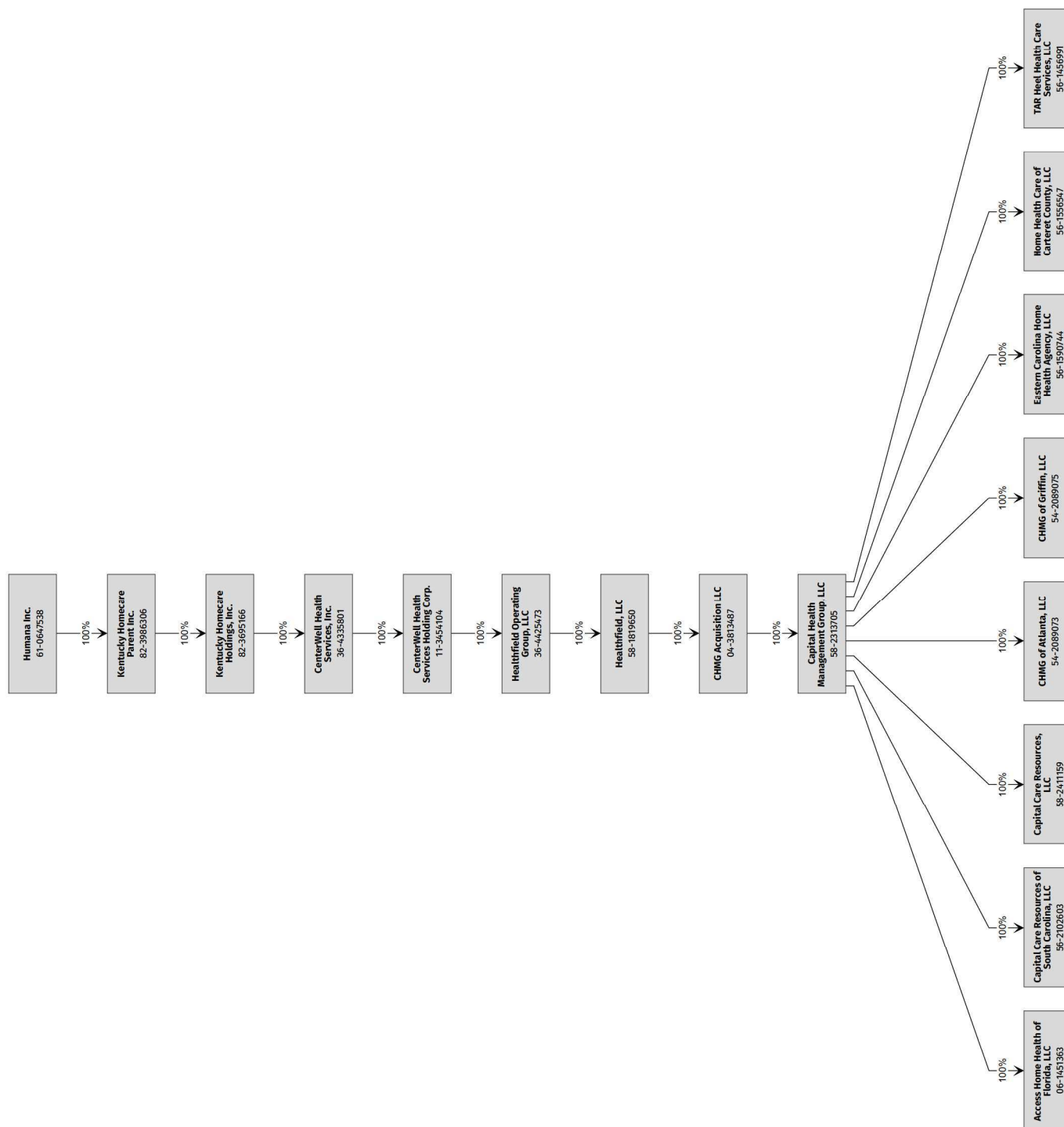


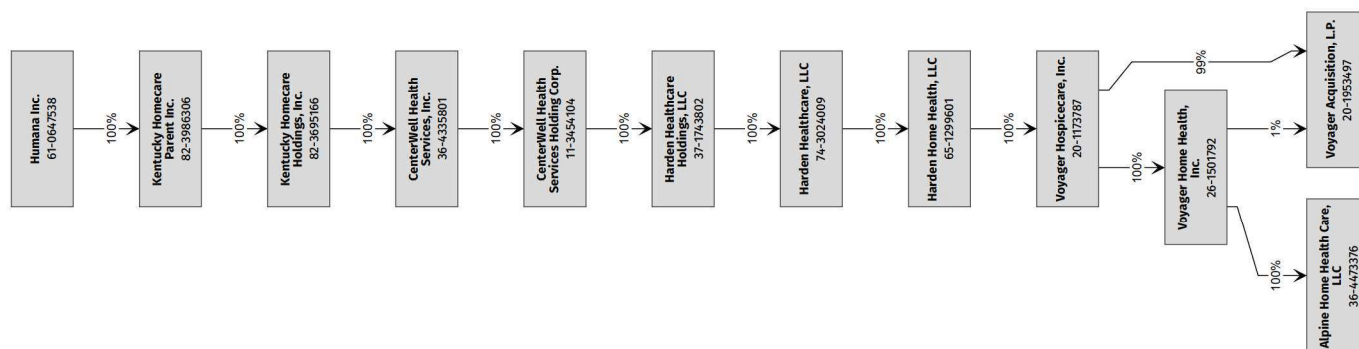


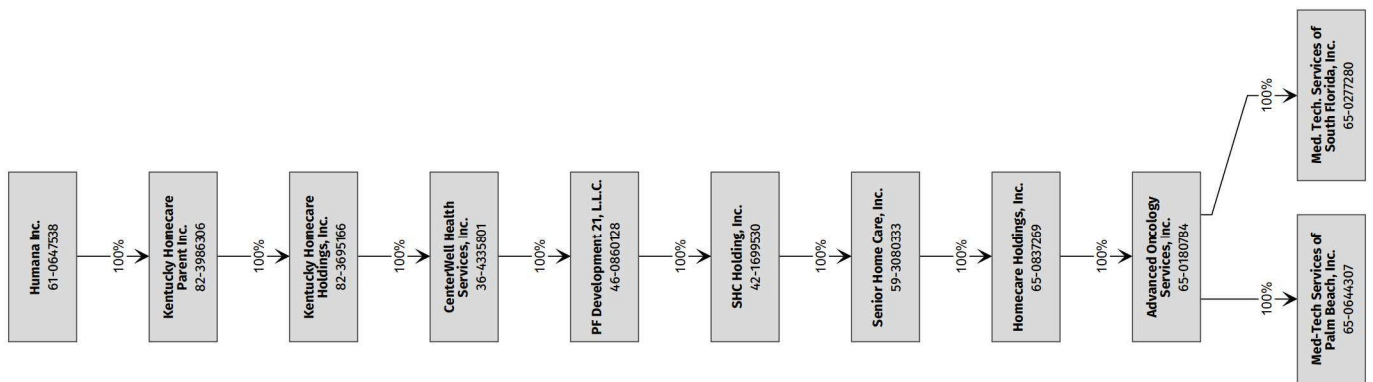


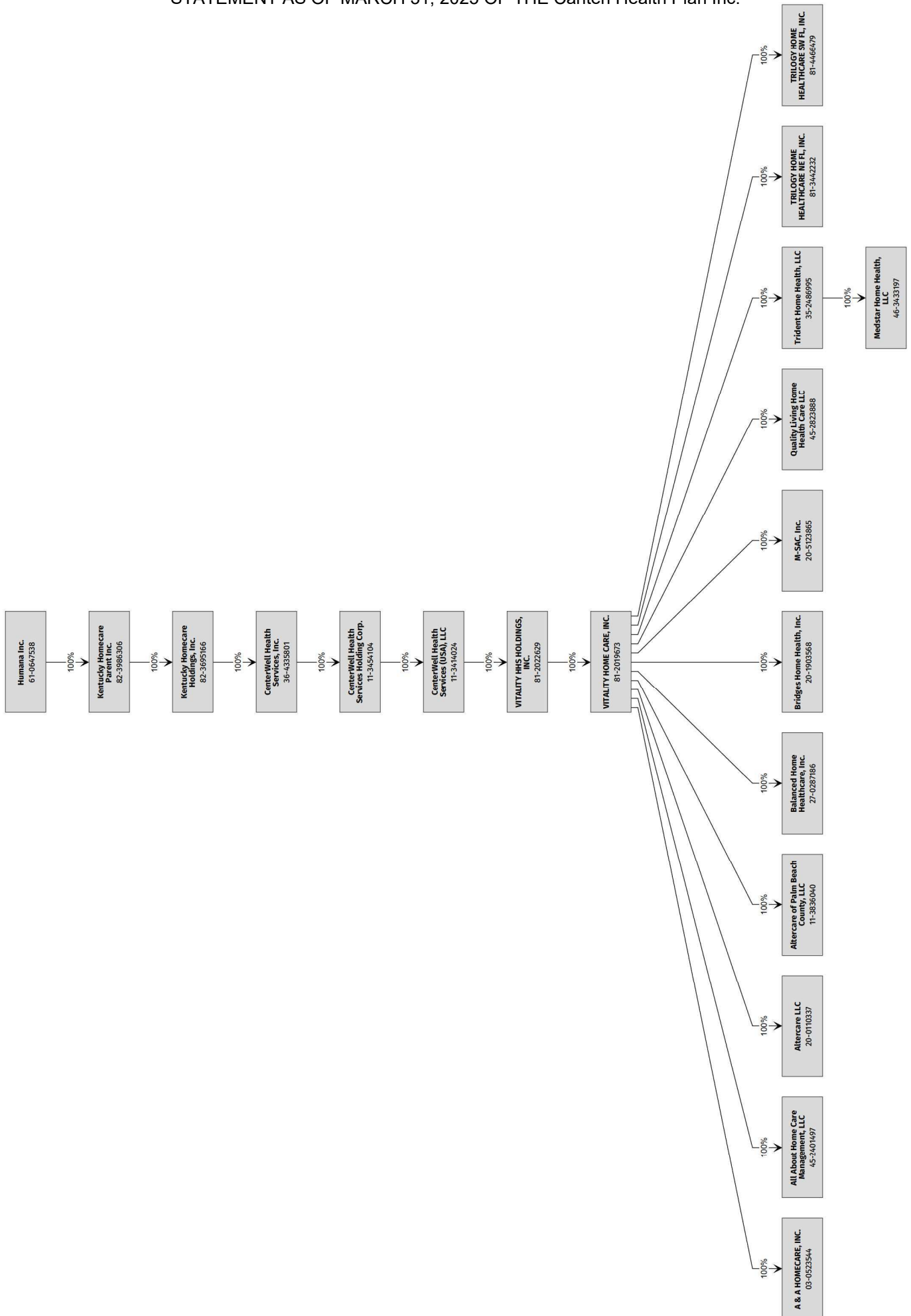












STATEMENT AS OF MARCH 31, 2025 OF THE Cariten Health Plan Inc.

SCHEDULE Y
PART 1A - DETAILS OF INSURANCE HOLDING COMPANY SYSTEM

1	2	3	4	5	6	7	8	9	10	11	12	13	14	15	16
Group Code	Group Name	NAIC Company Code	ID Number	Federal RSSD	CIK	Name of Securities Exchange if Publicly Traded (U.S. or International)	Names of Parent, Subsidiaries Or Affiliates	Domi-ciliary Location	Relation-ship to Reporting Entity	Directly Controlled by (Name of Entity/Person)	Type of Control (Ownership, Board, Management, Attorney-in-Fact, Influence, Other)	If Control is Ownership Provide Percen-tage	Ultimate Controlling Entity(ies)/Person(s)	Is an SCA Filing Re-quired? (Yes/No)	*
. 0119 ...	Humana Inc.	12151	20-1001348 ..				Arcadian Health Plan, Inc. WA.....	.. IA.....	Humana Inc.	Ownership.....	100.000 ...	Humana Inc. NO.....	... 0
. 0119 ...	Humana Inc.	00000	39-1514846 ..				CareNetwork, Inc. WI.....	.. NIA.....	Humana Inc.	Ownership.....	100.000 ...	Humana Inc. NO.....	... 0
. 0119 ...	Humana Inc.	95092	59-2598550 ..				CarePlus Health Plans, Inc. FL.....	.. IA.....	Humana Inc.	Ownership.....	100.000 ...	Humana Inc. NO.....	... 0
. 0119 ...	Humana Inc.	95754	62-1579044 ..				Cariten Health Plan Inc. TN.....	.. RE.....	PHP Companies, Inc.	Ownership.....	100.000 ...	Humana Inc. NO.....	... 0
. 0119 ...	Humana Inc.	00000	35-2608414 ..				CDO 1, LLC DE.....	.. NIA.....	HJM Provider Holdings, LLC ..	Ownership.....	100.000 ...	Humana Inc. NO.....	... 0
. 0119 ...	Humana Inc.	00000	32-0545504 ..				CDO 2, LLC DE.....	.. NIA.....	HJM Provider Holdings, LLC ..	Ownership.....	100.000 ...	Humana Inc. NO.....	... 0
. 0119 ...	Humana Inc.	95158	61-1279717 ..				CHA HMO, Inc. KY.....	.. IA.....	Humana Inc.	Ownership.....	100.000 ...	Humana Inc. NO.....	... 0
. 0119 ...	Humana Inc.	52015	59-2531815 ..				CompBenefits Company FL.....	.. IA.....	Humana Dental Company	Ownership.....	100.000 ...	Humana Inc. NO.....	... 0
. 0119 ...	Humana Inc.	00000	04-3185995 ..				CompBenefits Corporation DE.....	.. NIA.....	Humana Inc.	Ownership.....	100.000 ...	Humana Inc. NO.....	... 0
. 0119 ...	Humana Inc.	11228	36-3686002 ..				CompBenefits Dental, Inc. IL.....	.. IA.....	Dental Care Plus Management, Corp.	Ownership.....	100.000 ...	Humana Inc. NO.....	... 0
. 0119 ...	Humana Inc.	00000	58-2228851 ..				CompBenefits Direct, Inc. DE.....	.. NIA.....	Humana Dental Company	Ownership.....	100.000 ...	Humana Inc. NO.....	... 0
. 0119 ...	Humana Inc.	60984	74-2552026 ..				CompBenefits Insurance Company TX.....	.. IA.....	Humana Dental Company	Ownership.....	100.000 ...	Humana Inc. NO.....	... 0
. 0119 ...	Humana Inc.	00000	45-3713941 ..				Complex Clinical Management, Inc. FL.....	.. NIA.....	SeniorBridge Family Companies (FL), Inc. .	Ownership.....	100.000 ...	Humana Inc. NO.....	... 0
. 0119 ...	Humana Inc.	00000	42-1575099 ..				Humana Healthcare Research, Inc. IL.....	.. NIA.....	Humana Inc.	Ownership.....	100.000 ...	Humana Inc. NO.....	... 0
. 0119 ...	Humana Inc.	00000	36-4880828 ..				Conviva Care Solutions, LLC DE.....	.. NIA.....	Humana Inc.	Ownership.....	100.000 ...	Humana Inc. NO.....	... 0
. 0119 ...	Humana Inc.	15886	75-2043865 ..				Humana Benefit Plan of Texas, Inc. TX.....	.. IA.....	Humana Inc.	Ownership.....	100.000 ...	Humana Inc. NO.....	... 0
. 0119 ...	Humana Inc.	00000	36-3512545 ..				Dental Care Plus Management, Corp. IL.....	.. NIA.....	Humana Dental Company	Ownership.....	100.000 ...	Humana Inc. NO.....	... 0
. 0119 ...	Humana Inc.	95161	76-0039628 ..				DentiCare, Inc. TX.....	.. IA.....	Humana Dental Company	Ownership.....	100.000 ...	Humana Inc. NO.....	... 0
. 0119 ...	Humana Inc.	88595	31-0935772 ..				Empheys Insurance Company TX.....	.. IA.....	Empheys, Inc.	Ownership.....	100.000 ...	Humana Inc. NO.....	... 0
. 0119 ...	Humana Inc.	00000	61-1237697 ..				Empheys, Inc. DE.....	.. NIA.....	Humana Inc.	Ownership.....	100.000 ...	Humana Inc. NO.....	... 0
. 0119 ...	Humana Inc.	00000	59-3164234 ..				CenterWell Senior Primary Care (FL), Inc. FL.....	.. NIA.....	FPG Acquisition Corp.	Ownership.....	100.000 ...	Humana Inc. NO.....	... 0
. 0119 ...	Humana Inc.	00000	81-3802918 ..				FPG Acquisition Corp. DE.....	.. NIA.....	FPG Acquisition Holdings Corp.	Ownership.....	100.000 ...	Humana Inc. NO.....	... 0
. 0119 ...	Humana Inc.	00000	81-3819187 ..				FPG Acquisition Holdings Corp. DE.....	.. NIA.....	FPG Holding Company, LLC	Ownership.....	100.000 ...	Humana Inc. NO.....	... 0
. 0119 ...	Humana Inc.	00000	32-0505460 ..				FPG Holding Company, LLC DE.....	.. NIA.....	Humana Inc.	Ownership.....	100.000 ...	Humana Inc. NO.....	... 0
. 0119 ...	Humana Inc.	00000	45-4685400 ..				FPG Senior Services, LLC FL.....	.. NIA.....	FPG Acquisition Corp.	Ownership.....	100.000 ...	Humana Inc. NO.....	... 0
. 0119 ...	Humana Inc.	00000	27-1649291 ..				Harris, Rothenberg International Inc. NY.....	.. NIA.....	Humana Inc.	Ownership.....	100.000 ...	Humana Inc. NO.....	... 0
. 0119 ...	Humana Inc.	00000	61-1223418 ..				Health Value Management, Inc. DE.....	.. NIA.....	Humana Inc.	Ownership.....	100.000 ...	Humana Inc. NO.....	... 0
. 0119 ...	Humana Inc.	00000	26-3592783 ..				HJM Provider Holdings, LLC DE.....	.. NIA.....	Humana Inc.	Ownership.....	100.000 ...	Humana Inc. NO.....	... 0
. 0119 ...	Humana Inc.	00000	20-4835394 ..				Humana Active Outlook, Inc. KY.....	.. NIA.....	Humana Inc.	Ownership.....	100.000 ...	Humana Inc. NO.....	... 0
. 0119 ...	Humana Inc.	00000	65-0274594 ..				Humana At Home 1, Inc. FL.....	.. NIA.....	Humana Dental Company	Ownership.....	100.000 ...	Humana Inc. NO.....	... 0
. 0119 ...	Humana Inc.	00000	13-4036798 ..				Humana at Home, Inc. DE.....	.. NIA.....	Humana Inc.	Ownership.....	100.000 ...	Humana Inc. NO.....	... 0
. 0119 ...	Humana Inc.	60052	37-1326199 ..				Humana Benefit Plan of Illinois, Inc. IL.....	.. IA.....	Humana Inc.	Ownership.....	100.000 ...	Humana Inc. NO.....	... 0
. 0119 ...	Humana Inc.	00000	59-1843760 ..				Humana Dental Company FL.....	.. NIA.....	CompBenefits Corporation	Ownership.....	100.000 ...	Humana Inc. NO.....	... 0
							Humana Employers Health Plan of Georgia, Inc.								
. 0119 ...	Humana Inc.	95519	58-2209549 GA.....	.. IA.....	Humana Insurance Company	Ownership.....	100.000 ...	Humana Inc. NO.....	... 0
. 0119 ...	Humana Inc.	00000	61-1241225 ..				Humana Government Business, Inc. DE.....	.. NIA.....	Humana Inc.	Ownership.....	100.000 ...	Humana Inc. NO.....	... 0
							Humana Health Benefit Plan of Louisiana, Inc.								
. 0119 ...	Humana Inc.	95642	72-1279235 LA.....	.. IA.....	Humana Insurance Company	Ownership.....	100.000 ...	Humana Inc. NO.....	... 0
. 0119 ...	Humana Inc.	13558	26-2800286 ..				Humana Health Company of New York, Inc. NY.....	.. IA.....	Humana Inc.	Ownership.....	100.000 ...	Humana Inc. NO.....	... 0
							Humana Health Insurance Company of Florida, Inc.								
. 0119 ...	Humana Inc.	69671	61-1041514 FL.....	.. IA.....	Humana Inc.	Ownership.....	100.000 ...	Humana Inc. NO.....	... 0
. 0119 ...	Humana Inc.	00000	26-3473328 ..				Humana Health Plan of California, Inc. CA.....	.. IA.....	Humana Inc.	Ownership.....	100.000 ...	Humana Inc. NO.....	... 0
. 0119 ...	Humana Inc.	95348	31-1154200 ..				Humana Health Plan of Ohio, Inc. OH.....	.. IA.....	Humana Inc.	Ownership.....	100.000 ...	Humana Inc. NO.....	... 0
. 0119 ...	Humana Inc.	95024	61-0994632 ..				Humana Health Plan of Texas, Inc. TX.....	.. IA.....	Humana Inc.	Ownership.....	100.000 ...	Humana Inc. NO.....	... 0
. 0119 ...	Humana Inc.	95885	61-1013183 ..				Humana Health Plan, Inc. KY.....	.. IA.....	Humana Inc.	Ownership.....	100.000 ...	Humana Inc. NO.....	... 0
. 0119 ...	Humana Inc.	95721	66-0406896 ..				Humana Health Plans of Puerto Rico, Inc. PR.....	.. IA.....	Humana Inc.	Ownership.....	100.000 ...	Humana Inc. NO.....	... 0
. 0119 ...	Humana Inc.	00000	61-0647538 ..		0000049071 ..	NYSE	Humana Inc. DE.....	.. UIP.....	See Footnote 1	Other.....	0.000	See Footnote 1 NO.....	... 2
. 0119 ...	Humana Inc.	00000	61-1343791 ..				Humana Innovation Enterprises, Inc. DE.....	.. NIA.....	Humana Inc.	Ownership.....	100.000 ...	Humana Inc. NO.....	... 0
. 0119 ...	Humana Inc.	73288	39-1263473 ..				Humana Insurance Company WI.....	.. IA.....	CareNetwork, Inc.	Ownership.....	100.000 ...	Humana Inc. NO.....	... 0

SCHEDULE Y
PART 1A - DETAILS OF INSURANCE HOLDING COMPANY SYSTEM

1	2	3	4	5	6	7	8	9	10	11	12	13	14	15	16
Group Code	Group Name	NAIC Company Code	ID Number	Federal RSSD	CIK	Name of Securities Exchange if Publicly Traded (U.S. or International)	Names of Parent, Subsidiaries Or Affiliates	Domi-ciliary Location	Relation-ship to Reporting Entity	Directly Controlled by (Name of Entity/Person)	Type of Control (Ownership, Board, Management, Attorney-in-Fact, Influence, Other)	If Control is Ownership Provide Perce-n-tage	Ultimate Controlling Entity(ies)/Person(s)	Is an SCA Filing Re-quired? (Yes/No)	*
. 0119 ...	Humana Inc.	60219	61-1311685	Humana Insurance Company of Kentucky KY.....	.. IA.....	Humana Insurance Company	Ownership.....	100.000 ...	Humana Inc. NO.....	... 0
. 0119 ...	Humana Inc.	12634	20-2888723	Humana Insurance Company of New York NY.....	.. IA.....	Humana Inc.	Ownership.....	100.000 ...	Humana Inc. NO.....	... 0
. 0119 ...	Humana Inc.	84603	66-0291866	Humana Insurance of Puerto Rico, Inc. PR.....	.. IA.....	Humana Inc.	Ownership.....	100.000 ...	Humana Inc. NO.....	... 0
. 0119 ...	Humana Inc.	00000	20-3364857	Humana MarketPOINT of Puerto Rico, Inc. PR.....	.. NIA.....	Humana Inc.	Ownership.....	100.000 ...	Humana Inc. NO.....	... 0
. 0119 ...	Humana Inc.	00000	61-1343508	Humana MarketPOINT, Inc. KY.....	.. NIA.....	Humana Inc.	Ownership.....	100.000 ...	Humana Inc. NO.....	... 0
. 0119 ...	Humana Inc.	14224	27-3991410	Humana Medical Plan of Michigan, Inc. MI.....	.. IA.....	Humana Inc.	Ownership.....	100.000 ...	Humana Inc. NO.....	... 0
. 0119 ...	Humana Inc.	14462	27-4460531	Humana Medical Plan of Pennsylvania, Inc. PA.....	.. IA.....	Humana Inc.	Ownership.....	100.000 ...	Humana Inc. NO.....	... 0
. 0119 ...	Humana Inc.	12908	20-8411422	Humana Medical Plan of Utah, Inc. UT.....	.. IA.....	Humana Inc.	Ownership.....	100.000 ...	Humana Inc. NO.....	... 0
. 0119 ...	Humana Inc.	95270	61-1103898	Humana Medical Plan, Inc. FL.....	.. IA.....	Humana Inc.	Ownership.....	100.000 ...	Humana Inc. NO.....	... 0
. 0119 ...	Humana Inc.	00000	45-2254346	Humana Pharmacy Solutions, Inc. KY.....	.. NIA.....	Humana Inc.	Ownership.....	100.000 ...	Humana Inc. NO.....	... 0
. 0119 ...	Humana Inc.	00000	61-1316926	CenterWell Pharmacy, Inc. DE.....	.. NIA.....	Humana Inc.	Ownership.....	100.000 ...	Humana Inc. NO.....	... 0
. 0119 ...	Humana Inc.	12282	20-2036444	Humana Regional Health Plan, Inc. AR.....	.. IA.....	Humana Inc.	Ownership.....	100.000 ...	Humana Inc. NO.....	... 0
. 0119 ...	Humana Inc.	00000	26-4522426	Humana WellWorks LLC DE.....	.. NIA.....	Health Value Management, Inc.	Ownership.....	100.000 ...	Humana Inc. NO.....	... 0
. 0119 ...	Humana Inc.	95342	39-1525003	Humana Wisconsin Health Organization WI.....	.. IA.....	CareNetwork, Inc.	Ownership.....	100.000 ...	Humana Inc. NO.....	... 0
. 0119 ...	Humana Inc.	70580	39-0714280	Insurance Corporation WI.....	.. IA.....	HumanaDental, Inc.	Ownership.....	100.000 ...	Humana Inc. NO.....	... 0
. 0119 ...	Humana Inc.	00000	61-1364005	HumanaDental, Inc. DE.....	.. NIA.....	Humana Inc.	Ownership.....	100.000 ...	Humana Inc. NO.....	... 0
. 0119 ...	Humana Inc.	00000	27-4535747	Go365, LLC DE.....	.. NIA.....	HumanaWellworks LLC	Ownership.....	100.000 ...	Humana Inc. NO.....	... 0
. 0119 ...	Humana Inc.	00000	61-1239538	Humco, Inc. KY.....	.. NIA.....	Humana Inc.	Ownership.....	100.000 ...	Humana Inc. NO.....	... 0
. 0119 ...	Humana Inc.	00000	61-1383567	HUM-e-FL, Inc. FL.....	.. NIA.....	Humana Inc.	Ownership.....	100.000 ...	Humana Inc. NO.....	... 0
. 0119 ...	Humana Inc.	00000	86-1050795	Hummingbird Coaching Systems LLC OH.....	.. NIA.....	Harris, Rothenberg International Inc.	Ownership.....	100.000 ...	Humana Inc. NO.....	... 0
. 0119 ...	Humana Inc.	11695	39-1769093	Independent Care Health Plan WI.....	.. IA.....	CareNetwork, Inc.	Ownership.....	100.000 ...	Humana Inc. NO.....	... 0
. 0119 ...	Humana Inc.	00000	61-1232669	Managed Care Indemnity, Inc. VT.....	.. IA.....	Humana Inc.	Ownership.....	100.000 ...	Humana Inc. NO.....	... 0
. 0119 ...	Humana Inc.	00000	20-5569675	Conviva Group Holdings, LLC DE.....	.. NIA.....	Metropolitan Health Networks, Inc.	Ownership.....	100.000 ...	Humana Inc. NO.....	... 0
. 0119 ...	Humana Inc.	00000	20-5904436	Conviva Medical Center Management, LLC DE.....	.. NIA.....	Conviva Group Holdings, LLC	Ownership.....	100.000 ...	Humana Inc. NO.....	... 0
. 0119 ...	Humana Inc.	00000	81-2957926	Conviva Speciality, LLC FL.....	.. NIA.....	Conviva Group Holdings, LLC	Ownership.....	100.000 ...	Humana Inc. NO.....	... 0
. 0119 ...	Humana Inc.	00000	65-0879131	METCARE of Florida, Inc. FL.....	.. NIA.....	Conviva Group Holdings, LLC	Ownership.....	100.000 ...	Humana Inc. NO.....	... 0
. 0119 ...	Humana Inc.	00000	65-0635728	Metropolitan Health Networks, Inc. FL.....	.. NIA.....	Humana Inc.	Ownership.....	100.000 ...	Humana Inc. NO.....	... 0
. 0119 ...	Humana Inc.	00000	62-1552091	PHP Companies, Inc. TN.....	.. UDP.....	Humana Inc.	Ownership.....	100.000 ...	Humana Inc. NO.....	... 0
. 0119 ...	Humana Inc.	00000	62-1250945	Preferred Health Partnership, Inc. TN.....	.. NIA.....	PHP Companies, Inc.	Ownership.....	100.000 ...	Humana Inc. NO.....	... 0
. 0119 ...	Humana Inc.	00000	20-1724127	Humana Real Estate Company KY.....	.. NIA.....	Humana Inc.	Ownership.....	100.000 ...	Humana Inc. NO.....	... 0
. 0119 ...	Humana Inc.	00000	46-1225873	Conviva Health MSO of Texas, Inc. DE.....	.. NIA.....	Conviva Group Holdings, LLC	Ownership.....	100.000 ...	Humana Inc. NO.....	... 0
. 0119 ...	Humana Inc.	00000	65-1096853	SeniorBridge Family Companies (FL), Inc. FL.....	.. NIA.....	Humana at Home, Inc.	Ownership.....	100.000 ...	Humana Inc. NO.....	... 0
. 0119 ...	Humana Inc.	00000	36-4484443	SeniorBridge Family Companies (NY), Inc. NY.....	.. NIA.....	Humana at Home, Inc.	Ownership.....	100.000 ...	Humana Inc. NO.....	... 0
. 0119 ...	Humana Inc.	00000	01-0766084	Humana At Home (San Antonio), Inc. TX.....	.. NIA.....	Humana at Home, Inc.	Ownership.....	100.000 ...	Humana Inc. NO.....	... 0
. 0119 ...	Humana Inc.	00000	74-2352809	Texas Dental Plans, Inc. TX.....	.. NIA.....	Humana Dental Company	Ownership.....	100.000 ...	Humana Inc. NO.....	... 0
. 0119 ...	Humana Inc.	54739	52-1157181	The Dental Concern, Inc. KY.....	.. IA.....	HumanaDental, Inc.	Ownership.....	100.000 ...	Humana Inc. NO.....	... 0
. 0119 ...	Humana Inc.	00000	80-0072760	Humana Digital Health and Analytics Platform DE.....	.. NIA.....	Humana Inc.	Ownership.....	100.000 ...	Humana Inc. NO.....	... 0
. 0119 ...	Humana Inc.	00000	46-5329373	Conviva Health Management, LLC DE.....	.. NIA.....	Conviva Group Holdings, LLC	Ownership.....	100.000 ...	Humana Inc. NO.....	... 0
. 0119 ...	Humana Inc.	00000	66-0872725	Humana Management Services of Puerto Rico, Inc. PR.....	.. NIA.....	Humana Inc.	Ownership.....	100.000 ...	Humana Inc. NO.....	... 0
. 0119 ...	Humana Inc.	00000	83-3321367	North Region Providers, LLC DE.....	.. NIA.....	Humana Government Business, Inc.	Ownership.....	100.000 ...	Humana Inc. NO.....	... 0
. 0119 ...	Humana Inc.	00000	35-2640679	Primary Care Holdings II, LLC DE.....	.. NIA.....	Humana Inc.	Ownership.....	100.000 ...	Humana Inc. NO.....	... 0
. 0119 ...	Humana Inc.	00000	37-1910409	Transcend Population Health Management II, LLC DE.....	.. NIA.....	Humana Inc.	Ownership.....	100.000 ...	Humana Inc. NO.....	... 0
. 0119 ...	Humana Inc.	00000	84-2214810	Edge Health MSO, Inc. DE.....	.. NIA.....	Humana Inc.	Ownership.....	100.000 ...	Humana Inc. NO.....	... 0
. 0119 ...	Humana Inc.	00000	84-3226630	Humana Benefit Plan of South Carolina, Inc. SC.....	.. IA.....	Humana Inc.	Ownership.....	100.000 ...	Humana Inc. NO.....	... 0
. 0119 ...	Humana Inc.	00000	11-3391115	Alexander Infusion, LLC NY.....	.. NIA.....	Eagle NY Rx, LLC	Ownership.....	100.000 ...	Humana Inc. NO.....	... 0
. 0119 ...	Humana Inc.	00000	36-4898224	Eagle NY Rx, LLC DE.....	.. NIA.....	Eagle Rx, Inc.	Ownership.....	100.000 ...	Humana Inc. NO.....	... 0

SCHEDULE Y
PART 1A - DETAILS OF INSURANCE HOLDING COMPANY SYSTEM

1	2	3	4	5	6	7	8	9	10	11	12	13	14	15	16
Group Code	Group Name	NAIC Company Code	ID Number	Federal RSSD	CIK	Name of Securities Exchange if Publicly Traded (U.S. or International)	Names of Parent, Subsidiaries Or Affiliates	Domi-ciliary Location	Relation-ship to Reporting Entity	Directly Controlled by (Name of Entity/Person)	Type of Control (Ownership, Board, Management, Attorney-in-Fact, Influence, Other)	If Control is Ownership Provide Percen-tage	Ultimate Controlling Entity(ies)/Person(s)	Is an SCA Filing Re-quired? (Yes/No)	*
. 0119 ...	Humana Inc.00000	47-1407967	Eagle Rx Holdco, Inc.DE.....	..NIA.....	Humana Inc.	Ownership.....	100.000 ...	Humana Inc.NO.....	...0
. 0119 ...	Humana Inc.00000	47-1416614	Eagle Rx, Inc.DE.....	..NIA.....	Eagle Rx Holdco, Inc.	Ownership.....	100.000 ...	Humana Inc.NO.....	...0
. 0119 ...	Humana Inc.00000	23-3068914	Enclara Pharmacia, Inc.DE.....	..NIA.....	Eagle Rx, Inc.	Ownership.....	100.000 ...	Humana Inc.NO.....	...0
. 0119 ...	Humana Inc.00000	39-1789830	GuidantRx, Inc.WI.....	..NIA.....	PBM Holding Company	Ownership.....	100.000 ...	Humana Inc.NO.....	...0
. 0119 ...	Humana Inc.00000	61-1340806	PBM Holding Co.DE.....	..NIA.....	Eagle Rx, Inc.	Ownership.....	100.000 ...	Humana Inc.NO.....	...0
. 0119 ...	Humana Inc.00000	20-2373204	PBM Plus Mail Service Pharmacy, LLC	..DE.....	..NIA.....	PBM Holding Company	Ownership.....	100.000 ...	Humana Inc.NO.....	...0
. 0119 ...	Humana Inc.00000	85-3191430	Conviva Care Solutions II, LLC	..DE.....	..NIA.....	Conviva Care Solutions, LLC	Ownership.....	100.000 ...	Humana Inc.NO.....	...0
. 0119 ...	Humana Inc.00000	85-3099097	Humana Direct Contracting Entity, Inc.DE.....	..NIA.....	Humana Inc.	Ownership.....	100.000 ...	Humana Inc.NO.....	...0
. 0119 ...	Humana Inc.00000	85-0858631	CenterWell Care Solutions, Inc.DE.....	..NIA.....	Humana Inc.	Ownership.....	100.000 ...	Humana Inc.NO.....	...0
. 0119 ...	Humana Inc.00000	87-1493628	Echo Primary Care Holdings, LLC	..DE.....	..NIA.....	Primary Care Holdings II, LLC	Ownership.....	100.000 ...	Humana Inc.NO.....	...0
. 0119 ...	Humana Inc.00000	45-2594868	Accredited Home Health of Broward, Inc.FL.....	..NIA.....	One Home Health Holdings, LLC	Ownership.....	100.000 ...	Humana Inc.NO.....	...0
. 0119 ...	Humana Inc.00000	26-0751512	Amazing Home Health Care, Inc.FL.....	..NIA.....	Amazing Home Health Holdings, LLC	Ownership.....	100.000 ...	Humana Inc.NO.....	...0
. 0119 ...	Humana Inc.00000	85-3668783	Amazing Home Health Holdings, LLC	..DE.....	..NIA.....	One Home Health Holdings, LLC	Ownership.....	100.000 ...	Humana Inc.NO.....	...0
. 0119 ...	Humana Inc.00000	47-4681334	Care Hope Holdings, Inc.FL.....	..NIA.....	One Home Health Holdings, LLC	Ownership.....	100.000 ...	Humana Inc.NO.....	...0
. 0119 ...	Humana Inc.00000	80-0732207	Care Hope Home Health Agency, Inc.FL.....	..NIA.....	Care Hope Holdings, Inc.	Ownership.....	100.000 ...	Humana Inc.NO.....	...0
. 0119 ...	Humana Inc.00000	74-2769755	Corpus Christi Home Care, Inc.TX.....	..NIA.....	One Home Health Holdings CCTX, LLC	Ownership.....	100.000 ...	Humana Inc.NO.....	...0
. 0119 ...	Humana Inc.00000	20-3443369	On the Way Home Care, Inc.FL.....	..NIA.....	One Home Health Holdings, LLC	Ownership.....	100.000 ...	Humana Inc.NO.....	...0
. 0119 ...	Humana Inc.00000	81-3485437	One Home Health Holdings, LLC	..FL.....	..NIA.....	One Homecare Solutions, LLC	Ownership.....	100.000 ...	Humana Inc.NO.....	...0
. 0119 ...	Humana Inc.00000	82-2018741	One Home Health Holdings CCTX, LLC	..TX.....	..NIA.....	One Home Health Holdings, LLC	Ownership.....	100.000 ...	Humana Inc.NO.....	...0
. 0119 ...	Humana Inc.00000	46-2894851	One Home Medical Equipment, LLC	..FL.....	..NIA.....	One Homecare Solutions, LLC	Ownership.....	100.000 ...	Humana Inc.NO.....	...0
. 0119 ...	Humana Inc.00000	82-3472028	One Home Medical Equipment TX, LLC	..TX.....	..NIA.....	One Homecare Solutions, LLC	Ownership.....	100.000 ...	Humana Inc.NO.....	...0
. 0119 ...	Humana Inc.00000	46-3116955	One Nursing Care, LLC	..FL.....	..NIA.....	One Homecare Solutions, LLC	Ownership.....	100.000 ...	Humana Inc.NO.....	...0
. 0119 ...	Humana Inc.00000	46-3313080	One Homecare Solutions, LLC	..FL.....	..NIA.....	Humana Inc. - 100%	Ownership.....	100.000 ...	Humana Inc.NO.....	...0
. 0119 ...	Humana Inc.00000	46-4176818	One Homecare Systems, LLC	..FL.....	..NIA.....	One Homecare Solutions, LLC	Ownership.....	100.000 ...	Humana Inc.NO.....	...0
. 0119 ...	Humana Inc.00000	46-2882412	One Infusion Pharmacy, LLC	..FL.....	..NIA.....	One Homecare Solutions, LLC	Ownership.....	100.000 ...	Humana Inc.NO.....	...0
. 0119 ...	Humana Inc.00000	20-4271850	One TPA Systems, Inc.FL.....	..NIA.....	One Homecare Solutions, LLC	Ownership.....	100.000 ...	Humana Inc.NO.....	...0
. 0119 ...	Humana Inc.00000	72-2695805	Aberdeen Holdings, Inc.TX.....	..NIA.....	Integracare Holdings, Inc.	Ownership.....	100.000 ...	Humana Inc.NO.....	...0
. 0119 ...	Humana Inc.00000	77-0601595	Able Home Healthcare, Inc.TX.....	..NIA.....	Integracare Intermediate Holdings, Inc. ...	Ownership.....	100.000 ...	Humana Inc.NO.....	...0
. 0119 ...	Humana Inc.00000	06-1451363	Access Home Health of Florida, LLC	..DE.....	..NIA.....	Capital Health Management Group, LLC	Ownership.....	100.000 ...	Humana Inc.NO.....	...0
. 0119 ...	Humana Inc.00000	65-0180784	Advanced Oncology Services, Inc.FL.....	..NIA.....	Homecare Holdings, Inc.	Ownership.....	100.000 ...	Humana Inc.NO.....	...0
. 0119 ...	Humana Inc.00000	36-4473376	Alpine Home Health Care, LLC	..CO.....	..NIA.....	Voyager Home Health, Inc.	Ownership.....	100.000 ...	Humana Inc.NO.....	...0
. 0119 ...	Humana Inc.00000	11-3306095	American Homecare Management Corp.DE.....	..NIA.....	Missouri Home Care of Rolla, Inc.	Ownership.....	100.000 ...	Humana Inc.NO.....	...0
. 0119 ...	Humana Inc.00000	94-3247811	Asian American Home Care, Inc.CA.....	..NIA.....	Harden Home Health, LLC	Ownership.....	100.000 ...	Humana Inc.NO.....	...0
. 0119 ...	Humana Inc.00000	75-1901342	BWB Sunbelt Home Health Services, LLC	..TX.....	..NIA.....	Integracare Intermediate Holdings, Inc. ...	Ownership.....	100.000 ...	Humana Inc.NO.....	...0
. 0119 ...	Humana Inc.00000	30-0711730	California Hospice, LLC	..TX.....	..NIA.....	Harden Hospice, LLC	Ownership.....	100.000 ...	Humana Inc.NO.....	...0
. 0119 ...	Humana Inc.00000	56-2102603	Capital Care Resources of South Carolina, LLC	..GA.....	..NIA.....	Capital Health Management Group, LLC	Ownership.....	100.000 ...	Humana Inc.NO.....	...0
. 0119 ...	Humana Inc.00000	58-2411159	Capital Care Resources, LLC	..GA.....	..NIA.....	Capital Health Management Group, LLC	Ownership.....	100.000 ...	Humana Inc.NO.....	...0
. 0119 ...	Humana Inc.00000	58-2313705	Capital Health Management Group, LLC	..GA.....	..NIA.....	CHMG Acquisition LLC	Ownership.....	100.000 ...	Humana Inc.NO.....	...0
. 0119 ...	Humana Inc.00000	03-0387821	Chattahoochee Valley Home Care Services, LLC	..GA.....	..NIA.....	Healthfield, LLC	Ownership.....	100.000 ...	Humana Inc.NO.....	...0
. 0119 ...	Humana Inc.00000	34-1994007	Chattahoochee Valley Home Health, LLC	..GA.....	..NIA.....	LLC	Ownership.....	100.000 ...	Humana Inc.NO.....	...0
. 0119 ...	Humana Inc.00000	04-3813487	CHMG Acquisition LLC	..GA.....	..NIA.....	Healthfield, LLC	Ownership.....	100.000 ...	Humana Inc.NO.....	...0
. 0119 ...	Humana Inc.00000	54-2089073	CHMG of Atlanta, LLC	..GA.....	..NIA.....	Capital Health Management Group, LLC	Ownership.....	100.000 ...	Humana Inc.NO.....	...0
. 0119 ...	Humana Inc.00000	54-2089075	CHMG of Griffin, LLC	..GA.....	..NIA.....	Capital Health Management Group, LLC	Ownership.....	100.000 ...	Humana Inc.NO.....	...0
. 0119 ...	Humana Inc.00000	56-1590744	Eastern Carolina Home Health Agency, LLC	..NC.....	..NIA.....	Capital Health Management Group, LLC	Ownership.....	100.000 ...	Humana Inc.NO.....	...0
. 0119 ...	Humana Inc.00000	55-0750157	First Home Health, Inc.WV.....	..NIA.....	Harden Home Health, LLC	Ownership.....	100.000 ...	Humana Inc.NO.....	...0
. 0119 ...	Humana Inc.00000	75-2784006	Focus Care Health Resources, Inc.TX.....	..NIA.....	Aberdeen Holdings, Inc.	Ownership.....	100.000 ...	Humana Inc.NO.....	...0

SCHEDULE Y
PART 1A - DETAILS OF INSURANCE HOLDING COMPANY SYSTEM

1	2	3	4	5	6	7	8	9	10	11	12	13	14	15	16
Group Code	Group Name	NAIC Company Code	ID Number	Federal RSSD	CIK	Name of Securities Exchange if Publicly Traded (U.S. or International)	Names of Parent, Subsidiaries Or Affiliates	Domi-ciliary Location	Relation-ship to Reporting Entity	Directly Controlled by (Name of Entity/Person)	Type of Control (Ownership, Board, Management, Attorney-in-Fact, Influence, Other)	If Control is Ownership Provide Percen-tage	Ultimate Controlling Entity(ies)/Person(s)	Is an SCA Filing Re-quired? (Yes/No)	*
. 0119 ...	Humana Inc. 00000	75-2855493	GBA Holding, Inc. TX..... NIA.....	Aberdeen Holdings, Inc.	Ownership.....	.. 100.000 ...	Humana Inc. NO..... 0
. 0119 ...	Humana Inc. 00000	26-2944774	GBA West, LLC TX..... NIA.....	Integracare Intermediate Holdings, Inc. ...	Ownership.....	.. 100.000 ...	Humana Inc. NO..... 0
. 0119 ...	Humana Inc. 00000	11-2645333	CenterWell Certified Healthcare Corp. DE..... NIA.....	CenterWell Health Services Holding Corp. ..	Ownership.....	.. 100.000 ...	Humana Inc. NO..... 0
							CenterWell Health Services (Certified), Inc.								
. 0119 ...	Humana Inc. 00000	11-3454105	CenterWell Health Services (USA) LLC DE..... NIA.....	CenterWell Health Services Holding Corp. ..	Ownership.....	.. 100.000 ...	Humana Inc. NO..... 0
. 0119 ...	Humana Inc. 00000	11-3414024	CenterWell Health Services Holding Corp. DE..... NIA.....	CenterWell Health Services, Inc.	Ownership.....	.. 100.000 ...	Humana Inc. NO..... 0
. 0119 ...	Humana Inc. 00000	11-3454104	CenterWell Health Services, Inc. DE..... NIA.....	Kentucky Homecare Holdings, Inc.	Ownership.....	.. 100.000 ...	Humana Inc. NO..... 0
. 0119 ...	Humana Inc. 00000	36-4335801	CenterWell Health Services of New York, Inc. NY..... NIA.....	CenterWell Health Services Holding Corp. ..	Ownership.....	.. 100.000 ...	Humana Inc. NO..... 0
. 0119 ...	Humana Inc. 00000	27-4251135	Georgia Hospice, LLC TX..... NIA.....	Harden Hospice, LLC	Ownership.....	.. 100.000 ...	Humana Inc. NO..... 0
. 0119 ...	Humana Inc. 00000	64-0730826	Gilbert's Home Health Agency, Inc. MS..... NIA.....	Home Health Care Affiliates, Inc.	Ownership.....	.. 100.000 ...	Humana Inc. NO..... 0
. 0119 ...	Humana Inc. 00000	27-1519643	Harden Clinical Services, LLC TX..... NIA.....	Harden HC Texas Holdco, LLC	Ownership.....	.. 100.000 ...	Humana Inc. NO..... 0
. 0119 ...	Humana Inc. 00000	26-1487182	Harden HC Texas Holdco, LLC TX..... NIA.....	Harden Healthcare, LLC	Ownership.....	.. 100.000 ...	Humana Inc. NO..... 0
. 0119 ...	Humana Inc. 00000	37-1743802	Harden Healthcare Holdings, LLC DE..... NIA.....	CenterWell Health Services Holding Corp. ..	Ownership.....	.. 100.000 ...	Humana Inc. NO..... 0
. 0119 ...	Humana Inc. 00000	74-3024009	Harden Healthcare, LLC TX..... NIA.....	Harden Healthcare Holdings, LLC	Ownership.....	.. 100.000 ...	Humana Inc. NO..... 0
. 0119 ...	Humana Inc. 00000	65-1299601	Harden Home Health, LLC DE..... NIA.....	Harden Healthcare, LLC	Ownership.....	.. 100.000 ...	Humana Inc. NO..... 0
. 0119 ...	Humana Inc. 00000	43-2083818	Harden Hospice, LLC TX..... NIA.....	Harden HC Texas Holdco, LLC	Ownership.....	.. 100.000 ...	Humana Inc. NO..... 0
. 0119 ...	Humana Inc. 00000	42-1285486	Hawkeye Health Services, Inc. IA..... NIA.....	Harden Home Health, LLC	Ownership.....	.. 100.000 ...	Humana Inc. NO..... 0
. 0119 ...	Humana Inc. 00000	58-1947694	Healthfield Home Health, LLC GA..... NIA.....	Healthfield, LLC	Ownership.....	.. 100.000 ...	Humana Inc. NO..... 0
. 0119 ...	Humana Inc. 00000	27-0131980	Healthfield of Southwest Georgia, LLC GA..... NIA.....	Healthfield, LLC	Ownership.....	.. 100.000 ...	Humana Inc. NO..... 0
. 0119 ...	Humana Inc. 00000	68-0593590	Healthfield of Statesboro, LLC GA..... NIA.....	Healthfield, LLC	Ownership.....	.. 100.000 ...	Humana Inc. NO..... 0
. 0119 ...	Humana Inc. 00000	01-0831798	Healthfield of Tennessee, LLC GA..... NIA.....	Healthfield, LLC	Ownership.....	.. 100.000 ...	Humana Inc. NO..... 0
. 0119 ...	Humana Inc. 00000	36-4425473	Healthfield Operating Group, LLC DE..... NIA.....	CenterWell Health Services Holding Corp. ..	Ownership.....	.. 100.000 ...	Humana Inc. NO..... 0
. 0119 ...	Humana Inc. 00000	58-1819650	Healthfield, LLC DE..... NIA.....	Healthfield Operating Group, LLC	Ownership.....	.. 100.000 ...	Humana Inc. NO..... 0
. 0119 ...	Humana Inc. 00000	90-0527683	HHS Healthcare Corp. DE..... NIA.....	Professional Healthcare, LLC	Ownership.....	.. 100.000 ...	Humana Inc. NO..... 0
							Home Health Care Affiliates of Central Mississippi, L.L.C.								
. 0119 ...	Humana Inc. 00000	62-1807084	Home Health Care Affiliates of Mississippi, Inc. MS..... NIA.....	CenterWell Certified Healthcare Corp.	Ownership.....	.. 100.000 ...	Humana Inc. NO..... 0
. 0119 ...	Humana Inc. 00000	62-1775256	Home Health Care Affiliates, Inc. MS..... NIA.....	CenterWell Certified Healthcare Corp.	Ownership.....	.. 100.000 ...	Humana Inc. NO..... 0
. 0119 ...	Humana Inc. 00000	74-2737989	Home Health Care of Carteret County, LLC NC..... NIA.....	Capital Health Management Group, LLC	Ownership.....	.. 100.000 ...	Humana Inc. NO..... 0
. 0119 ...	Humana Inc. 00000	75-2374091	Home Health of Rural Texas, Inc. TX..... NIA.....	Integracare Intermediate Holdings, Inc. ...	Ownership.....	.. 100.000 ...	Humana Inc. NO..... 0
. 0119 ...	Humana Inc. 00000	87-0494759	Home Health Services, Inc. UT..... NIA.....	HHS Healthcare Corp.	Ownership.....	.. 100.000 ...	Humana Inc. NO..... 0
. 0119 ...	Humana Inc. 00000	65-0837269	Homecare Holdings, Inc. FL..... NIA.....	Senior Home Care, Inc.	Ownership.....	.. 100.000 ...	Humana Inc. NO..... 0
. 0119 ...	Humana Inc. 00000	76-0456316	Horizon Health Care Services, Inc. TX..... NIA.....	Harden Home Health, LLC	Ownership.....	.. 100.000 ...	Humana Inc. NO..... 0
. 0119 ...	Humana Inc. 00000	20-8781607	Integracare Holdings, Inc. DE..... NIA.....	PF Development 9, L.L.C.	Ownership.....	.. 100.000 ...	Humana Inc. NO..... 0
. 0119 ...	Humana Inc. 00000	75-2865632	Integracare Home Health Services, Inc. TX..... NIA.....	Aberdeen Holdings, Inc.	Ownership.....	.. 100.000 ...	Humana Inc. NO..... 0
. 0119 ...	Humana Inc. 00000	20-8781715	Integracare Intermediate Holdings, Inc. DE..... NIA.....	Integracare Holdings, Inc.	Ownership.....	.. 100.000 ...	Humana Inc. NO..... 0
. 0119 ...	Humana Inc. 00000	26-2915050	Integracare of Albany, LLC TX..... NIA.....	Integracare Intermediate Holdings, Inc. ...	Ownership.....	.. 100.000 ...	Humana Inc. NO..... 0
. 0119 ...	Humana Inc. 00000	27-2139332	Integracare of Athens-Home Health, LLC TX..... NIA.....	Integracare Intermediate Holdings, Inc. ...	Ownership.....	.. 100.000 ...	Humana Inc. NO..... 0
. 0119 ...	Humana Inc. 00000	81-0638801	Integracare of Olney Home Health, LLC TX..... NIA.....	Integracare Intermediate Holdings, Inc. ...	Ownership.....	.. 100.000 ...	Humana Inc. NO..... 0
. 0119 ...	Humana Inc. 00000	20-8768235	Integracare of Texas, LLC TX..... NIA.....	Aberdeen Holdings, Inc.	Ownership.....	.. 100.000 ...	Humana Inc. NO..... 0
. 0119 ...	Humana Inc. 00000	27-0686207	Integracare of West Texas-Home Health, LLC TX..... NIA.....	Integracare Intermediate Holdings, Inc. ...	Ownership.....	.. 100.000 ...	Humana Inc. NO..... 0
. 0119 ...	Humana Inc. 00000	27-0686266	Integracare of Wichita Falls, LLC TX..... NIA.....	Integracare Intermediate Holdings, Inc. ...	Ownership.....	.. 100.000 ...	Humana Inc. NO..... 0
. 0119 ...	Humana Inc. 00000	46-3992741	KAH Development 10, L.L.C. DE..... NIA.....	CenterWell Health Services, Inc.	Ownership.....	.. 100.000 ...	Humana Inc. NO..... 0
. 0119 ...	Humana Inc. 00000	46-4002959	KAH Development 12, L.L.C. DE..... NIA.....	CenterWell Health Services, Inc.	Ownership.....	.. 100.000 ...	Humana Inc. NO..... 0
. 0119 ...	Humana Inc. 00000	46-4025157	KAH Development 14, L.L.C. DE..... NIA.....	CenterWell Health Services, Inc.	Ownership.....	.. 100.000 ...	Humana Inc. NO..... 0
. 0119 ...	Humana Inc. 00000	46-3902994	KAH Development 4, L.L.C. DE..... NIA.....	CenterWell Health Services, Inc.	Ownership.....	.. 100.000 ...	Humana Inc. NO..... 0
. 0119 ...	Humana Inc. 00000	82-3695166	Kentucky Homecare Holdings, Inc. DE..... NIA.....	Kentucky Homecare Parent Inc.	Ownership.....	.. 100.000 ...	Humana Inc. NO..... 0

SCHEDULE Y
PART 1A - DETAILS OF INSURANCE HOLDING COMPANY SYSTEM

1	2	3	4	5	6	7	8	9	10	11	12	13	14	15	16
Group Code	Group Name	NAIC Company Code	ID Number	Federal RSSD	CIK	Name of Securities Exchange if Publicly Traded (U.S. or International)	Names of Parent, Subsidiaries Or Affiliates	Domi-ciliary Location	Relation-ship to Reporting Entity	Directly Controlled by (Name of Entity/Person)	Type of Control (Ownership, Board, Management, Attorney-in-Fact, Influence, Other)	If Control is Ownership Provide Per-centage	Ultimate Controlling Entity(ies)/Person(s)	Is an SCA Filing Re-quired? (Yes/No)	*
. 0119 ...	Humana Inc.00000	82-3986306	Kentucky Homecare Parent Inc.DE.....NIA.....	Humana Inc.	Ownership.....	100.000 ...	Humana Inc.NO.....	0
. 0119 ...	Humana Inc.00000	26-0717945	CenterWell Home Health Services, LLCDE.....NIA.....	CenterWell Health Services, Inc.	Ownership.....	100.000 ...	Humana Inc.NO.....	0
. 0119 ...	Humana Inc.00000	26-0717534	KND Development 50, L.L.C.DE.....NIA.....	CenterWell Health Services, Inc.	Ownership.....	100.000 ...	Humana Inc.NO.....	0
. 0119 ...	Humana Inc.00000	26-3228001	Lighthouse Hospice – Metroplex, LLCTX.....NIA.....	Harden Hospice, LLC	Ownership.....	100.000 ...	Humana Inc.NO.....	0
. 0119 ...	Humana Inc.00000	06-1787617	Lighthouse Hospice Management, LLCTX.....NIA.....	Harden Hospice, LLC	Ownership.....	100.000 ...	Humana Inc.NO.....	0
. 0119 ...	Humana Inc.00000	87-0798501	Lighthouse Hospice-San Antonio, LLCTX.....NIA.....	Harden Hospice, LLC	Ownership.....	100.000 ...	Humana Inc.NO.....	0
. 0119 ...	Humana Inc.00000	65-0277280	Med. Tech. Services of South Florida, Inc.FL.....NIA.....	Advanced Oncology Services, Inc.	Ownership.....	100.000 ...	Humana Inc.NO.....	0
. 0119 ...	Humana Inc.00000	65-1033439	Med-Tech Services of Dade, Inc.FL.....NIA.....	Homecare Holdings, Inc.	Ownership.....	100.000 ...	Humana Inc.NO.....	0
. 0119 ...	Humana Inc.00000	65-0644307	Med-Tech Services of Palm Beach, Inc.FL.....NIA.....	Advanced Oncology Services, Inc.	Ownership.....	100.000 ...	Humana Inc.NO.....	0
. 0119 ...	Humana Inc.00000	82-0559199	Mid-South Home Health Agency, LLCAL.....NIA.....	Horizon Health Network LLC	Ownership.....	100.000 ...	Humana Inc.NO.....	0
. 0119 ...	Humana Inc.00000	14-1909499	Mid-South Home Health of Gadsden, LLCGA.....NIA.....	Healthfield, LLC	Ownership.....	100.000 ...	Humana Inc.NO.....	0
. 0119 ...	Humana Inc.00000	63-0772385	Mid-South Home Health, LLCDE.....NIA.....	Healthfield, LLC	Ownership.....	100.000 ...	Humana Inc.NO.....	0
. 0119 ...	Humana Inc.00000	65-1285069	Missouri Home Care of Rolla, Inc.MO.....NIA.....	Harden Home Health, LLC	Ownership.....	100.000 ...	Humana Inc.NO.....	0
. 0119 ...	Humana Inc.00000	22-2695367	New York Healthcare Services, Inc.NY.....NIA.....	CenterWell Health Services Holding Corp. ..	Ownership.....	100.000 ...	Humana Inc.NO.....	0
. 0119 ...	Humana Inc.00000	55-0633030	Nursing Care-Home Health Agency, Inc.WV.....NIA.....	First Home Health, Inc.	Ownership.....	100.000 ...	Humana Inc.NO.....	0
. 0119 ...	Humana Inc.00000	75-2284154	Outreach Health Services of North Texas, LLCTX.....NIA.....	Integracare Intermediate Holdings, Inc. ...	Ownership.....	100.000 ...	Humana Inc.NO.....	0
. 0119 ...	Humana Inc.00000	26-3106949	PF Development 10, L.L.C.DE.....NIA.....	CenterWell Health Services, Inc.	Ownership.....	100.000 ...	Humana Inc.NO.....	0
. 0119 ...	Humana Inc.00000	26-3107011	PF Development 15, L.L.C.DE.....NIA.....	Kindred Hospice Services, L.L.C.	Ownership.....	100.000 ...	Humana Inc.NO.....	0
. 0119 ...	Humana Inc.00000	46-0818835	PF Development 16, L.L.C.DE.....NIA.....	CenterWell Health Services, Inc.	Ownership.....	100.000 ...	Humana Inc.NO.....	0
. 0119 ...	Humana Inc.00000	46-0860128	PF Development 21, L.L.C.DE.....NIA.....	CenterWell Health Services, Inc.	Ownership.....	100.000 ...	Humana Inc.NO.....	0
. 0119 ...	Humana Inc.00000	26-0718044	PF Development 5, L.L.C.DE.....NIA.....	CenterWell Health Services, Inc.	Ownership.....	100.000 ...	Humana Inc.NO.....	0
. 0119 ...	Humana Inc.00000	26-3106911	PF Development 7, L.L.C.DE.....NIA.....	CenterWell Health Services, Inc.	Ownership.....	100.000 ...	Humana Inc.NO.....	0
. 0119 ...	Humana Inc.00000	26-3106934	PF Development 9, L.L.C.DE.....NIA.....	CenterWell Health Services, Inc.	Ownership.....	100.000 ...	Humana Inc.NO.....	0
. 0119 ...	Humana Inc.00000	75-2378987	PHH Acquisition Corp.DE.....NIA.....	Professional Healthcare, LLC	Ownership.....	100.000 ...	Humana Inc.NO.....	0
. 0119 ...	Humana Inc.00000	33-1178066	PHHC Acquisition Corp.DE.....NIA.....	CenterWell Certified Healthcare Corp.	Ownership.....	100.000 ...	Humana Inc.NO.....	0
. 0119 ...	Humana Inc.00000	20-5143963	Professional Healthcare at Home, LLCCA.....NIA.....	99% owned by Professional Healthcare, LLC and 1% owned by PHH Acquisition Corp.	Ownership.....	100.000 ...	Humana Inc.NO.....	0
. 0119 ...	Humana Inc.00000	20-5043143	Professional Healthcare, LLCDE.....NIA.....	PF Development 10, L.L.C.	Ownership.....	100.000 ...	Humana Inc.NO.....	0
. 0119 ...	Humana Inc.00000	11-2750425	QC-Medi New York, Inc.NY.....NIA.....	CenterWell Health Services Holding Corp. ..	Ownership.....	100.000 ...	Humana Inc.NO.....	0
. 0119 ...	Humana Inc.00000	11-2256479	Quality Care – USA, Inc.NY.....NIA.....	CenterWell Health Services Holding Corp. ..	Ownership.....	100.000 ...	Humana Inc.NO.....	0
. 0119 ...	Humana Inc.00000	59-3080333	Senior Home Care, Inc.FL.....NIA.....	SHC Holding, Inc.	Ownership.....	100.000 ...	Humana Inc.NO.....	0
. 0119 ...	Humana Inc.00000	42-1699530	SHC Holding, Inc.DE.....NIA.....	PF Development 21, L.L.C.	Ownership.....	100.000 ...	Humana Inc.NO.....	0
. 0119 ...	Humana Inc.00000	87-0494757	Southern Nevada Home Health Care, Inc.NV.....NIA.....	Home Health Services, Inc.	Ownership.....	100.000 ...	Humana Inc.NO.....	0
. 0119 ...	Humana Inc.00000	72-1487473	Synergy Home Care-Acadiana Region, Inc.LA.....NIA.....	Synergy, Inc.	Ownership.....	100.000 ...	Humana Inc.NO.....	0
. 0119 ...	Humana Inc.00000	20-1376846	Synergy Home Care-Capitol Region, Inc.LA.....NIA.....	Synergy, Inc.	Ownership.....	100.000 ...	Humana Inc.NO.....	0
. 0119 ...	Humana Inc.00000	36-4516940	Synergy Home Care-Central Region, Inc.LA.....NIA.....	Synergy, Inc.	Ownership.....	100.000 ...	Humana Inc.NO.....	0
. 0119 ...	Humana Inc.00000	72-1178497	Synergy Home Care-Northeastern Region, Inc.LA.....NIA.....	Synergy, Inc.	Ownership.....	100.000 ...	Humana Inc.NO.....	0
. 0119 ...	Humana Inc.00000	72-1223659	Synergy Home Care-Northshore Region, Inc.LA.....NIA.....	Synergy, Inc.	Ownership.....	100.000 ...	Humana Inc.NO.....	0
. 0119 ...	Humana Inc.00000	72-1431394	Synergy Home Care-Northwestern Region, Inc.LA.....NIA.....	Synergy, Inc.	Ownership.....	100.000 ...	Humana Inc.NO.....	0
. 0119 ...	Humana Inc.00000	72-1429305	Synergy Home Care-Southeastern Region, Inc.LA.....NIA.....	Synergy, Inc.	Ownership.....	100.000 ...	Humana Inc.NO.....	0
. 0119 ...	Humana Inc.00000	94-3419676	Synergy, Inc.LA.....NIA.....	SHC Holding, Inc.	Ownership.....	100.000 ...	Humana Inc.NO.....	0
. 0119 ...	Humana Inc.00000	56-1456991	TAR Heal Health Care Services, LLCNC.....NIA.....	Capital Health Management Group, LLC	Ownership.....	100.000 ...	Humana Inc.NO.....	0
. 0119 ...	Humana Inc.00000	68-0593592	Total Care Home Health of Louisburg, LLCGA.....NIA.....	Healthfield, LLC	Ownership.....	100.000 ...	Humana Inc.NO.....	0
. 0119 ...	Humana Inc.00000	20-0091435	Total Care Home Health of North Carolina, LLCGA.....NIA.....	Healthfield, LLC	Ownership.....	100.000 ...	Humana Inc.NO.....	0
. 0119 ...	Humana Inc.00000	20-0091422	Total Care Home Health of South Carolina, LLCGA.....NIA.....	Healthfield, LLC	Ownership.....	100.000 ...	Humana Inc.NO.....	0
. 0119 ...	Humana Inc.00000	62-1669388	Van Winkle Home Health Care, Inc.MS.....NIA.....	Home Health Care Affiliates, Inc.	Ownership.....	100.000 ...	Humana Inc.NO.....	0

SCHEDULE Y
PART 1A - DETAILS OF INSURANCE HOLDING COMPANY SYSTEM

1	2	3	4	5	6	7	8	9	10	11	12	13	14	15	16
Group Code	Group Name	NAIC Company Code	ID Number	Federal RSSD	CIK	Name of Securities Exchange if Publicly Traded (U.S. or International)	Names of Parent, Subsidiaries Or Affiliates	Domi-ciliary Location	Relation-ship to Reporting Entity	Directly Controlled by (Name of Entity/Person)	Type of Control (Ownership, Board, Management, Attorney-in-Fact, Influence, Other)	If Control is Ownership Provide Per-centage	Ultimate Controlling Entity(ies)/Person(s)	Is an SCA Filing Re-quired? (Yes/No)	*
. 0119 ...	Humana Inc.00000	75-1995143	Vernon Home Health Care Agency, LLCTX.....	..NIA.....	Integracare Intermediate Holdings, Inc. ...	Ownership.....	100.000 ...	Humana Inc.NO.....	...0
. 0119 ...	Humana Inc.00000	20-1953497	Voyager Acquisition, Inc.TX.....	..NIA.....	Voyager Hospicecare, Inc.	Ownership.....	100.000 ...	Humana Inc.NO.....	...0
. 0119 ...	Humana Inc.00000	26-1501792	Voyager Home Health, Inc.DE.....	..NIA.....	Voyager Hospicecare, Inc.	Ownership.....	100.000 ...	Humana Inc.NO.....	...0
. 0119 ...	Humana Inc.00000	20-1173787	Voyager Hospicecare, Inc.DE.....	..NIA.....	Harden Home Health, LLC	Ownership.....	100.000 ...	Humana Inc.NO.....	...0
							Wake Forest Baptist Health Care at Home, LLC			60% owned by Total Care Home Health of North Carolina, LLC and 40% owned by Wake Forest University Baptist Medical Center .					
. 0119 ...	Humana Inc.00000	46-2300938	Elite Health Medical Centers, LLCNC.....	..NIA.....	Echo Primary Care Holdings, LLC	Ownership.....	100.000 ...	Humana Inc.NO.....	...0
. 0119 ...	Humana Inc.00000	84-3700467	Elite Health Primary Care, LLCFL.....	..NIA.....	Echo Primary Care Holdings, LLC	Ownership.....	100.000 ...	Humana Inc.NO.....	...0
. 0119 ...	Humana Inc.00000	26-3715136	South Florida Cardiology Associates, LLCFL.....	..NIA.....	Echo Primary Care Holdings, LLC	Ownership.....	100.000 ...	Humana Inc.NO.....	...0
. 0119 ...	Humana Inc.00000	65-0270114	Trueshore BPO, LLCFL.....	..NIA.....	Echo Primary Care Holdings, LLC	Ownership.....	100.000 ...	Humana Inc.NO.....	...0
										Echo Primary Care Holdings, LLC – 99%					
. 0119 ...	Humana Inc.00000	47-2446186	Trueshore S.R. L.DOM.....	..NIA.....	Primary Care Holdings II, LLC – 1%	Ownership.....	100.000 ...	Humana Inc.NO.....	...0
. 0119 ...	Humana Inc.00000	84-5171456	CenterWell Accountable Care, LLCFL.....	..NIA.....	Humana Real Estate Company	Ownership.....	100.000 ...	Humana Inc.NO.....	...0
. 0119 ...	Humana Inc.00000	87-3584872	One Home Medical Equipment NC, LLCDE.....	..NIA.....	Humana Real Estate Company	Ownership.....	100.000 ...	Humana Inc.NO.....	...0
. 0119 ...	Humana Inc.00000	87-3611188	One Home Medical Equipment VA, LLCDE.....	..NIA.....	Humana Real Estate Company	Ownership.....	100.000 ...	Humana Inc.NO.....	...0
. 0119 ...	Humana Inc.00000	87-3832743	One Infusion Pharmacy NC, LLCDE.....	..NIA.....	Humana Real Estate Company	Ownership.....	100.000 ...	Humana Inc.NO.....	...0
. 0119 ...	Humana Inc.00000	87-3881471	One Infusion Pharmacy VA, LLCDE.....	..NIA.....	Humana Real Estate Company	Ownership.....	100.000 ...	Humana Inc.NO.....	...0
. 0119 ...	Humana Inc.00000	45-4020797	Amicus Medical Center LLCFL.....	..NIA.....	Humana Real Estate Company	Ownership.....	100.000 ...	Humana Inc.NO.....	...0
. 0119 ...	Humana Inc.00000	27-3974953	Amicus Medical Group, Inc.FL.....	..NIA.....	Humana Real Estate Company	Ownership.....	100.000 ...	Humana Inc.NO.....	...0
. 0119 ...	Humana Inc.00000	27-1085323	Amicus Medical Services Organization, LLCFL.....	..NIA.....	Humana Real Estate Company	Ownership.....	100.000 ...	Humana Inc.NO.....	...0
. 0119 ...	Humana Inc.00000	20-1078045	Hospice Pharmacy Solutions, LLCDE.....	..NIA.....	HP Solutions Holdings, LLC	Ownership.....	100.000 ...	Humana Inc.NO.....	...0
. 0119 ...	Humana Inc.00000	47-5418599	HP Solutions Holdings, LLCDE.....	..NIA.....	Eagle Rx, Inc.	Ownership.....	100.000 ...	Humana Inc.NO.....	...0
. 0119 ...	Humana Inc.00000	32-0351697	Outcome Resources, LLCDE.....	..NIA.....	Eagle Rx, Inc.	Ownership.....	100.000 ...	Humana Inc.NO.....	...0
. 0119 ...	Humana Inc.00000	88-3465849?	Innovative Financial Group Holdings, LLCNC.....	..NIA.....	Humana MarketPOINT, Inc.	Ownership.....	100.000 ...	Humana Inc.NO.....	...0
. 0119 ...	Humana Inc.00000	83-2232570?	Innovative Financial Partners, LLCNC.....	..NIA.....	Innovative Financial Group Holdings, LLC .	Ownership.....	100.000 ...	Humana Inc.NO.....	...0
. 0119 ...	Humana Inc.00000	84-5189010?	Medicare Planning of America LLCNC.....	..NIA.....	Innovative Financial Group Holdings, LLC .	Ownership.....	100.000 ...	Humana Inc.NO.....	...0
. 0119 ...	Humana Inc.00000	47-4085710?	Rees Financial LLCNC.....	..NIA.....	Innovative Financial Group Holdings, LLC .	Ownership.....	100.000 ...	Humana Inc.NO.....	...0
. 0119 ...	Humana Inc.00000	84-2258899?	The Lead Store LLCNC.....	..NIA.....	Innovative Financial Group Holdings, LLC .	Ownership.....	100.000 ...	Humana Inc.NO.....	...0
. 0119 ...	Humana Inc.00000	82-4202700	Versa Management LLCNC.....	..NIA.....	Innovative Financial Group Holdings, LLC .	Ownership.....	100.000 ...	Humana Inc.NO.....	...0
. 0119 ...	Humana Inc.00000	86-2731153	Prime West JV Holdings, LLCDE.....	..NIA.....	Humana Innovation Enterprises, Inc.	Ownership.....	100.000 ...	Humana Inc.NO.....	...0
. 0119 ...	Humana Inc.00000	84-4307723	CenterWell IPA Solutions, LLCMI.....	..NIA.....	Prime West JV Holdings, LLC	Ownership.....	100.000 ...	Humana Inc.NO.....	...0
. 0119 ...	Humana Inc.00000	82-1676284	Prime Accountable Care West, LLCMI.....	..NIA.....	CenterWell IPA Solutions, LLC	Ownership.....	100.000 ...	Humana Inc.NO.....	...0
. 0119 ...	Humana Inc.00000	03-0523544	A and A Homecare, IncFL.....	..NIA.....	Vitality Home Care, Inc	Ownership.....	100.000 ...	Humana Inc.NO.....	...0
. 0119 ...	Humana Inc.00000	45-2401497	All About Home Care Management, LLCFL.....	..NIA.....	Vitality Home Care, Inc	Ownership.....	100.000 ...	Humana Inc.NO.....	...0
. 0119 ...	Humana Inc.00000	11-3836040	Altercare of Palm Beach County, LLCFL.....	..NIA.....	Vitality Home Care, Inc	Ownership.....	100.000 ...	Humana Inc.NO.....	...0
. 0119 ...	Humana Inc.00000	20-0110337	Altercare, LLCFL.....	..NIA.....	Vitality Home Care, Inc	Ownership.....	100.000 ...	Humana Inc.NO.....	...0
. 0119 ...	Humana Inc.00000	20-7287186	Balanced Home Healthcare, Inc.FL.....	..NIA.....	Vitality Home Care, Inc	Ownership.....	100.000 ...	Humana Inc.NO.....	...0
. 0119 ...	Humana Inc.00000	20-1903568	Bridges Home Health, Inc.FL.....	..NIA.....	Vitality Home Care, Inc	Ownership.....	100.000 ...	Humana Inc.NO.....	...0
. 0119 ...	Humana Inc.00000	46-3433197	Medstar Home Health, LLCFL.....	..NIA.....	Trident Home Health, LLC	Ownership.....	100.000 ...	Humana Inc.NO.....	...0
. 0119 ...	Humana Inc.00000	20-5123865	M-SAC, Inc.FL.....	..NIA.....	Vitality Home Care, Inc	Ownership.....	100.000 ...	Humana Inc.NO.....	...0
. 0119 ...	Humana Inc.00000	45-2823888	Quality Living Home Health Care, LLCFL.....	..NIA.....	Vitality Home Care, Inc	Ownership.....	100.000 ...	Humana Inc.NO.....	...0
. 0119 ...	Humana Inc.00000	35-2486995	Trident Home Health, LLCFL.....	..NIA.....	Vitality Home Care, Inc	Ownership.....	100.000 ...	Humana Inc.NO.....	...0
. 0119 ...	Humana Inc.00000	81-4466479	Trilogy Home Health Care SW FL, IncDE.....	..NIA.....	Vitality Home Care, Inc	Ownership.....	100.000 ...	Humana Inc.NO.....	...0
. 0119 ...	Humana Inc.00000	81-3442232	Trilogy Home Healthcare NE FL, IncDE.....	..NIA.....	Vitality Home Care, Inc	Ownership.....	100.000 ...	Humana Inc.NO.....	...0
. 0119 ...	Humana Inc.00000	81-2022629	Vitality HHS Holdings, IncDE.....	..NIA.....	CenterWell Health Services (USA), LLC	Ownership.....	100.000 ...	Humana Inc.NO.....	...0
. 0119 ...	Humana Inc.00000	81-2019673	Vitality Home Care, IncDE.....	..NIA.....	Vitality HHS Holdings, Inc	Ownership.....	100.000 ...	Humana Inc.NO.....	...0
. 0119 ...	Humana Inc.00000	82-3311429	Conviva Physician Group, LLCFL.....	..NIA.....	Conviva Care Solutions, LLC	Ownership.....	100.000 ...	Humana Inc.NO.....	...0
. 0119 ...	Humana Inc.00000	33-2663918	Humana Care Holdings, Inc.?DE.....	..NIA.....	Humana Inc.	Ownership.....	100.000 ...	Humana Inc.NO.....	...0

SCHEDULE Y
PART 1A - DETAILS OF INSURANCE HOLDING COMPANY SYSTEM

1	2	3	4	5	6	7	8	9	10	11	12	13	14	15	16
Group Code	Group Name	NAIC Company Code	ID Number	Federal RSSD	CIK	Name of Securities Exchange if Publicly Traded (U.S. or International)	Names of Parent, Subsidiaries Or Affiliates	Domi-ciliary Loca-tion	Relation-ship to Reporting Entity	Directly Controlled by (Name of Entity/Person)	Type of Control (Ownership, Board, Management, Attorney-in-Fact, Influence, Other)	If Control is Owner-ship Provide Percen-tage	Ultimate Controlling Entity(ies)/Person(s)	Is an SCA Filing Re-quired? (Yes/No)	*
. 0119 ...	Humana Inc. 00000	33-2731074	Care Solutions ACO, LLC DE..... NIA.....	Humana Care Holdings, Inc.	Ownership.....	. 100.000 ...	Humana Inc. NO..... 0
. 0119 ...	Humana Inc. 00000	33-2023109	Humana Life Insurance Company of New York, Inc. NY..... IA.....	Humana Inc.	Ownership.....	. 100.000 ...	Humana Inc. NO..... 0
. 0119 ...	Humana Inc. 00000	33-3124105	CenterWell Therapy Services, LLC DE..... NIA.....	CenterWell Health Services, Inc.	Ownership.....	. 100.000 ...	Humana Inc. NO..... 0

Asterisk	Explanation
0000001	Humana Inc., a Delaware corporation and ultimate parent company in the holding company system, is a publicly traded company on the New York Stock Exchange and ownership fluctuates daily.

SUPPLEMENTAL EXHIBITS AND SCHEDULES INTERROGATORIES

The following supplemental reports are required to be filed as part of your statement filing. However, in the event that your company does not transact the type of business for which the special report must be filed, your response of NO to the specific interrogatory will be accepted in lieu of filing a "NONE" report and a bar code will be printed below. If the supplement is required of your company but is not being filed for whatever reason enter SEE EXPLANATION and provide an explanation following the interrogatory questions.

	Response
1. Will the Medicare Part D Coverage Supplement be filed with the state of domicile and the NAIC with this statement?	NO

AUGUST FILING

2. Will the regulator-only (non-public) Communication of Internal Control Related Matters Noted in Audit be filed with the state of domicile and electronically with the NAIC (as a regulator-only non-public document) by August 1? The response for 1st and 3rd quarters should be N/A. A NO response resulting with a bar code is only appropriate in the 2nd quarter.	N/A
--	-----

Explanation:

1. This type of business is not written.

Bar Code:

1. Medicare Part D Coverage Supplement [Document Identifier 365]



OVERFLOW PAGE FOR WRITE-INS

NONE

SCHEDULE A - VERIFICATION

Real Estate

	1	2
	Year to Date	Prior Year Ended December 31
1. Book/adjusted carrying value, December 31 of prior year		
2. Cost of acquired:		
2.1 Actual cost at time of acquisition		
2.2 Additional investment made after acquisition		
3. Current year change in encumbrances		
4. Total gain (loss) on disposals		
5. Deduct amounts received on disposals		
6. Total foreign exchange change in book/adjusted carrying value		
7. Deduct current year's other than temporary impairment recognized		
8. Deduct current year's depreciation		
9. Book/adjusted carrying value at the end of current period (Lines 1+2+3+4-5+6-7-8)		
10. Deduct total nonadmitted amounts		
11. Statement value at end of current period (Line 9 minus Line 10)		

SCHEDULE B - VERIFICATION

Mortgage Loans

	1	2
	Year to Date	Prior Year Ended December 31
1. Book value/recorded investment excluding accrued interest, December 31 of prior year		
2. Cost of acquired:		
2.1 Actual cost at time of acquisition		
2.2 Additional investment made after acquisition		
3. Capitalized deferred interest and other		
4. Accrual of discount		
5. Unrealized valuation increase/(decrease)		
6. Total gain (loss) on disposals		
7. Deduct amounts received on disposals		
8. Deduct amortization of premium and mortgage interest paid and commitment fees		
9. Total foreign exchange change in book value/recorded investment excluding accrued interest		
10. Deduct current year's other than temporary impairment recognized		
11. Book value/recorded investment excluding accrued interest at end of current period (Lines 1+2+3+4+5+6-7-8+9-10)		
12. Total valuation allowance		
13. Subtotal (Line 11 plus Line 12)		
14. Deduct total nonadmitted amounts		
15. Statement value at end of current period (Line 13 minus Line 14)		

SCHEDULE BA - VERIFICATION

Other Long-Term Invested Assets

	1	2
	Year to Date	Prior Year Ended December 31
1. Book/adjusted carrying value, December 31 of prior year		
2. Cost of acquired:		
2.1 Actual cost at time of acquisition		
2.2 Additional investment made after acquisition		
3. Capitalized deferred interest and other		
4. Accrual of discount		
5. Unrealized valuation increase/(decrease)		
6. Total gain (loss) on disposals		
7. Deduct amounts received on disposals		
8. Deduct amortization of premium, depreciation and proportional amortization		
9. Total foreign exchange change in book/adjusted carrying value		
10. Deduct current year's other than temporary impairment recognized		
11. Book/adjusted carrying value at end of current period (Lines 1+2+3+4+5+6-7-8+9-10)		
12. Deduct total nonadmitted amounts		
13. Statement value at end of current period (Line 11 minus Line 12)		

SCHEDULE D - VERIFICATION

Bonds and Stocks

	1	2
	Year to Date	Prior Year Ended December 31
1. Book/adjusted carrying value of bonds and stocks, December 31 of prior year	463,153,348	406,973,291
2. Cost of bonds and stocks acquired	23,246,774	143,262,187
3. Accrual of discount	112,149	400,240
4. Unrealized valuation increase/(decrease)	21,353	341,064
5. Total gain (loss) on disposals	221,088	333,611
6. Deduct consideration for bonds and stocks disposed of	34,948,565	86,604,047
7. Deduct amortization of premium	302,653	1,552,997
8. Total foreign exchange change in book/adjusted carrying value	0	0
9. Deduct current year's other than temporary impairment recognized	0	0
10. Total investment income recognized as a result of prepayment penalties and/or acceleration fees	0	0
11. Book/adjusted carrying value at end of current period (Lines 1+2+3+4+5-6-7+8-9+10)	451,503,494	463,153,348
12. Deduct total nonadmitted amounts	0	0
13. Statement value at end of current period (Line 11 minus Line 12)	451,503,494	463,153,348

STATEMENT AS OF MARCH 31, 2025 OF THE Cariten Health Plan Inc.

SCHEDULE D - PART 1B

Showing the Acquisitions, Dispositions and Non-Trading Activity
During the Current Quarter for all Bonds and Preferred Stock by NAIC Designation

NAIC Designation	1 Book/Adjusted Carrying Value Beginning of Current Quarter	2 Acquisitions During Current Quarter	3 Dispositions During Current Quarter	4 Non-Trading Activity During Current Quarter	5 Book/Adjusted Carrying Value End of First Quarter	6 Book/Adjusted Carrying Value End of Second Quarter	7 Book/Adjusted Carrying Value End of Third Quarter	8 Book/Adjusted Carrying Value December 31 Prior Year
ISSUER CREDIT OBLIGATIONS (ICO)								
1. NAIC 1 (a)	185,465,589	1,576,489,712	1,548,570,507	2,184,865	215,569,659	0	0	185,465,589
2. NAIC 2 (a)	140,328,642	873,091,136	891,546,343	(615,934)	121,257,501	0	0	140,328,642
3. NAIC 3 (a)	6,163,383	0	299,983	232,213	6,095,612	0	0	6,163,383
4. NAIC 4 (a)	293,108	0	0	112,578	405,686	0	0	293,108
5. NAIC 5 (a)	761,405	0	0	(125,467)	635,938	0	0	761,405
6. NAIC 6 (a)	0	0	0	0	0	0	0	0
7. Total ICO	333,012,127	2,449,580,848	2,440,416,833	1,788,254	343,964,396	0	0	333,012,127
ASSET-BACKED SECURITIES (ABS)								
8. NAIC 1	182,060,999	12,619,133	20,158,644	(133,434)	174,388,055	0	0	182,060,999
9. NAIC 2	0	0	0	0	0	0	0	0
10. NAIC 3	0	0	0	0	0	0	0	0
11. NAIC 4	0	0	0	0	0	0	0	0
12. NAIC 5	0	0	0	0	0	0	0	0
13. NAIC 6	0	0	0	0	0	0	0	0
14. Total ABS	182,060,999	12,619,133	20,158,644	(133,434)	174,388,055	0	0	182,060,999
PREFERRED STOCK								
15. NAIC 1	0	0	0	0	0	0	0	0
16. NAIC 2	0	0	0	0	0	0	0	0
17. NAIC 3	0	0	0	0	0	0	0	0
18. NAIC 4	0	0	0	0	0	0	0	0
19. NAIC 5	0	0	0	0	0	0	0	0
20. NAIC 6	0	0	0	0	0	0	0	0
21. Total Preferred Stock	0	0	0	0	0	0	0	0
22. Total ICO, ABS & Preferred Stock	515,073,126	2,462,199,981	2,460,575,477	1,654,820	518,352,451	0	0	515,073,126

(a) Book/Adjusted Carrying Value column for the end of the current reporting period includes the following amount of short-term and cash equivalent bonds by NAIC designation:

NAIC 1 \$ 50,879,223 ; NAIC 2 \$ 15,969,733 ; NAIC 3 \$ 0 NAIC 4 \$ 0 ; NAIC 5 \$ 0 ; NAIC 6 \$ 0

Schedule DA - Part 1 - Short-Term Investments

N O N E

Schedule DA - Verification - Short-Term Investments

N O N E

Schedule DB - Part A - Verification - Options, Caps, Floors, Collars, Swaps and Forwards

N O N E

Schedule DB - Part B - Verification - Futures Contracts

N O N E

Schedule DB - Part C - Section 1 - Replication (Synthetic Asset) Transactions (RSATs) Open

N O N E

Schedule DB-Part C-Section 2-Reconciliation of Replication (Synthetic Asset) Transactions Open

N O N E

Schedule DB - Verification - Book/Adjusted Carrying Value, Fair Value and Potential Exposure of
Derivatives

N O N E

STATEMENT AS OF MARCH 31, 2025 OF THE Cariten Health Plan Inc.

SCHEDULE E - PART 2 - VERIFICATION

(Cash Equivalents)

	1	2
	Year To Date	Prior Year Ended December 31
1. Book/adjusted carrying value, December 31 of prior year	57,372,038	137,723,985
2. Cost of cash equivalents acquired	2,618,317,368	13,211,389,100
3. Accrual of discount	1,823,971	12,606,965
4. Unrealized valuation increase/(decrease)	0	0
5. Total gain (loss) on disposals	0	593
6. Deduct consideration received on disposals	2,607,048,056	13,304,348,605
7. Deduct amortization of premium	0	0
8. Total foreign exchange change in book/adjusted carrying value	0	0
9. Deduct current year's other than temporary impairment recognized	0	0
10. Book/adjusted carrying value at end of current period (Lines 1+2+3+4+5-6-7+8-9)	70,465,322	57,372,038
11. Deduct total nonadmitted amounts	0	0
12. Statement value at end of current period (Line 10 minus Line 11)	70,465,322	57,372,038

Schedule A - Part 2 - Real Estate Acquired and Additions Made

N O N E

Schedule A - Part 3 - Real Estate Disposed

N O N E

Schedule B - Part 2 - Mortgage Loans Acquired and Additions Made

N O N E

Schedule B - Part 3 - Mortgage Loans Disposed, Transferred or Repaid

N O N E

Schedule BA - Part 2 - Other Long-Term Invested Assets Acquired and Additions Made

N O N E

Schedule BA - Part 3 - Other Long-Term Invested Assets Disposed, Transferred or Repaid

N O N E

STATEMENT AS OF MARCH 31, 2025 OF THE Cariten Health Plan Inc.

SCHEDULE D - PART 3

Show All Long-Term Bonds and Stock Acquired During the Current Quarter

1	2	3	4	5	6	7	8	9
CUSIP Identification	Description	Date Acquired	Name of Vendor	Number of Shares of Stock	Actual Cost	Par Value	Paid for Accrued Interest and Dividends	NAIC Designation, NAIC Designation Modifier and SVO Administrative Symbol
91282C-HM-0	UNITED STATES TREASURY	03/20/2025	Bank of America Securities		5,156,455	5,000,000	21,720	1.A
0019999999	Subtotal - Issuer Credit Obligations - U.S. Government Obligations (Exempt from RBC)				5,156,455	5,000,000	21,720	XXX
015271-BE-8	ALEXANDRIA REAL ESTATE EQUITIES INC	01/30/2025	GOLDMAN		1,615,675	1,620,000	0	2.A FE
42250G-AA-1	HEALTHPEAK OP LLC	02/05/2025	WELLS FARGO SECURITIES		776,482	780,000	0	2.A FE
571676-BA-2	MARS INC	03/05/2025	JP MORGAN SECS INC, - FIXED INCOME		1,726,973	1,730,000	0	1.F FE
842400-JG-9	SOUTHERN CALIFORNIA EDISON CO	01/06/2025	RBC CAPITAL MARKETS		628,652	630,000	0	1.G FE
871607-AE-7	SYNOPSIS INC	03/03/2025	Bank of America Securities		723,405	725,000	0	2.A FE
0089999999	Subtotal - Issuer Credit Obligations - Corporate Bonds (Unaffiliated)				5,471,186	5,485,000	0	XXX
0489999999	Total - Issuer Credit Obligations (Unaffiliated)				10,627,641	10,485,000	21,720	XXX
0499999999	Total - Issuer Credit Obligations (Affiliated)				0	0	0	XXX
0509999997	Total - Issuer Credit Obligations - Part 3				10,627,641	10,485,000	21,720	XXX
0509999998	Total - Issuer Credit Obligations - Part 5				XXX	XXX	XXX	XXX
0509999999	Total - Issuer Credit Obligations				10,627,641	10,485,000	21,720	XXX
3132DU-SD-0	FH SD6816 - RMBS	01/13/2025	CITIGROUP GLOBAL MARKETS INC.		4,998,948	5,000,511	10,834	1.A
3140XR-WU-5	FN FS9658 - RMBS	02/12/2025	CITIGROUP GLOBAL MARKETS INC.		3,689,539	3,646,240	7,292	1.A
1039999999	Subtotal - Asset-Backed Securities - Financial Asset-Backed - Self-Liquidating - Agency Residential Mortgage-Backed Securities - Not/Partially Guaranteed (Not Exempt from RBC)				8,688,487	8,646,751	18,127	XXX
917437-ST-3	UTAH HSG CORP SINGLE FAMILY MTG REV	01/09/2025	Bank of America Securities		270,000	270,000	0	1.C FE
1059999999	Subtotal - Asset-Backed Securities - Financial Asset-Backed - Self-Liquidating - Non-Agency Residential Mortgage-Backed Securities (Unaffiliated)				270,000	270,000	0	XXX
64033X-AD-6	NSLT 25A A1A - ABS	03/14/2025	Bank of America Securities		3,660,646	3,662,000	0	1.A FE
1119999999	Subtotal - Asset-Backed Securities - Financial Asset-Backed - Self-Liquidating - Other Financial Asset-Backed Securities - Self-Liquidating (Unaffiliated)				3,660,646	3,662,000	0	XXX
1889999999	Total - Asset-Backed Securities (Unaffiliated)				12,619,133	12,578,751	18,127	XXX
1899999999	Total - Asset-Backed Securities (Affiliated)				0	0	0	XXX
1909999997	Total - Asset-Backed Securities - Part 3				12,619,133	12,578,751	18,127	XXX
1909999998	Total - Asset-Backed Securities - Part 5				XXX	XXX	XXX	XXX
1909999999	Total - Asset-Backed Securities				12,619,133	12,578,751	18,127	XXX
2009999999	Total - Issuer Credit Obligations and Asset-Backed Securities				23,246,774	23,063,751	39,847	XXX
4509999997	Total - Preferred Stocks - Part 3				0	XXX	0	XXX
4509999998	Total - Preferred Stocks - Part 5				XXX	XXX	XXX	XXX
4509999999	Total - Preferred Stocks				0	XXX	0	XXX
5989999997	Total - Common Stocks - Part 3				0	XXX	0	XXX
5989999998	Total - Common Stocks - Part 5				XXX	XXX	XXX	XXX
5989999999	Total - Common Stocks				0	XXX	0	XXX
5999999999	Total - Preferred and Common Stocks				0	XXX	0	XXX
6009999999	Totals				23,246,774	XXX	39,847	XXX

STATEMENT AS OF MARCH 31, 2025 OF THE Cariten Health Plan Inc.

SCHEDULE D - PART 4

Show All Long-Term Bonds and Stock Sold, Redeemed or Otherwise Disposed of During the Current Quarter

CUSIP Ident- ification	Description	Disposal Date	Name of Purchaser	Number of Shares of Stock	Consid- eration	Par Value	Actual Cost	Prior Year Book/ Adjusted Carrying Value	Change In Book/Adjusted Carrying Value					15	16	17	18	19	20	21 NAIC Desig- nation, NAIC Desig- nation Modifier and SVO Admini- strative Symbol	
									10	11	12	13	14								
									Unrealized Valuation Increase/ (Decrease)	Current Year's (Amor- tization)/ Accretion	Current Year's Other Than Temporary Impairment Recogn- ized	Total Change in Book/ Adjusted Carrying Value (10 + 11 - 12)	Total Foreign Exchange Change in Book /Adjusted Carrying Value	Book/ Adjusted Carrying Value at Disposal Date	Foreign Exchange Gain (Loss) on Disposal	Realized Gain (Loss) on Disposal	Total Gain (Loss) on Disposal	Bond Interest/ Stock Dividends Received During Year	Stated Con- tractual Maturity Date		
..91282C-GU-9	UNITED STATES TREASURY	03/31/2025	Maturity		1,000,000	1,000,000	994,142	999,246	0	754	0	754	0	1,000,000	0	0	0	19,375	03/31/2025	1.A	
..91282C-LY-5	UNITED STATES TREASURY	03/20/2025	CITADEL SECURITIES LLC		5,022,453	5,000,000	5,010,165	5,009,882	0	(1,064)	0	(1,064)	0	5,008,818	0	13,635	13,635	64,801	11/30/2026	1.A	
..91282C-LZ-2	UNITED STATES TREASURY	03/20/2025	Amherst Pierpont Securities ...		3,008,549	3,000,000	2,993,444	2,993,495	0	194	0	194	0	2,993,689	0	14,860	14,860	37,737	11/30/2031	1.A	
0019999999. Subtotal - Issuer Credit Obligations - U.S. Government Obligations (Exempt from RBC)					9,031,001	9,000,000	8,997,750	9,002,623	0	(116)	0	(116)	0	9,002,507	0	28,495	28,495	121,913	XXX	XXX	
..57584X-7C-9	MASSACHUSETTS ST DEV FIN AGY REV	01/30/2025	Maturity		710,000	710,000	833,703	711,690	0	(1,690)	0	(1,690)	0	710,000	0	0	0	20,610	07/01/2038	1.D FE	
..650035-7C-6	NEW YORK ST URBAN DEV CORP REV	03/15/2025	Redemption		300,000	300,000	296,769	299,898	0	102	0	102	0	300,000	0	0	0	4,470	03/15/2025	1.B FE	
0059999999. Subtotal - Issuer Credit Obligations - Municipal Bonds - Special Revenues					1,010,000	1,010,000	1,130,472	1,011,588	0	(1,588)	0	(1,588)	0	1,010,000	0	0	0	25,080	XXX	XXX	
..22550L-2H-3	URS AG (STAMFORD BRANCH)	02/21/2025	Maturity		1,555,000	1,555,000	1,553,072	1,554,900	0	100	0	100	0	1,555,000	0	0	0	28,768	02/21/2025	1.E FE	
..29250N-BL-8	ENBRIDGE INC	02/14/2025	Maturity		360,000	360,000	359,762	359,990	0	10	0	10	0	360,000	0	0	0	4,500	02/14/2025	2.A FE	
..404119-BR-9	HCA INC	02/01/2025	Maturity		100,000	100,000	108,875	100,149	0	(149)	0	(149)	0	100,000	0	0	0	2,688	02/01/2025	2.C FE	
..59217G-EW-5	METROPOLITAN LIFE GLOBAL FUNDING I	03/21/2025	Maturity		915,000	915,000	914,186	914,939	0	61	0	61	0	915,000	0	0	0	12,810	03/21/2025	1.D FE	
..65339K-BP-4	NEXTERA ENERGY CAPITAL HOLDINGS INC	03/01/2025	Maturity		80,000	80,000	80,200	80,016	0	(16)	0	(16)	0	80,000	0	0	0	2,420	03/01/2025	2.A FE	
..871503-AU-2	GEN DIGITAL INC	02/25/2025	Redemption		300,000	300,000	299,250	299,315	647	21	0	668	0	299,983	0	17	17	5,542	04/15/2025	3.C FE	
..898324-AC-2	FIDEICOMISO FIBRA UNO	02/24/2025	Redemption		416,390	415,000	455,247	422,702	0	(1,359)	0	(1,359)	0	421,343	0	(4,953)	(4,953)	12,346	01/30/2026	2.C FE	
..95000U-2K-8	WELLS FARGO & CO	02/06/2025	Redemption		825,000	825,000	825,000	825,000	0	0	0	0	0	825,000	0	0	0	8,927	02/11/2026	1.E FE	
0089999999. Subtotal - Issuer Credit Obligations - Corporate Bonds (Unaffiliated)					4,551,390	4,550,000	4,595,592	4,557,011	647	(1,332)	0	(685)	0	4,556,326	0	(4,936)	(4,936)	78,000	XXX	XXX	
0489999999. Total - Issuer Credit Obligations (Unaffiliated)					14,592,392	14,560,000	14,723,814	14,571,222	647	(3,036)	0	(2,389)	0	14,568,833	0	23,559	23,559	224,992	XXX	XXX	
0499999999. Total - Issuer Credit Obligations (Affiliated)					0	0	0	0	0	0	0	0	0	0	0	0	0	0	0	XXX	XXX
0509999997. Total - Issuer Credit Obligations - Part 4					14,592,392	14,560,000	14,723,814	14,571,222	647	(3,036)	0	(2,389)	0	14,568,833	0	23,559	23,559	224,992	XXX	XXX	
0509999998. Total - Issuer Credit Obligations - Part 5					XXX	XXX	XXX	XXX	XXX	XXX	XXX	XXX	XXX	XXX	XXX	XXX	XXX	XXX	XXX	XXX	XXX
0509999999. Total - Issuer Credit Obligations					14,592,392	14,560,000	14,723,814	14,571,222	647	(3,036)	0	(2,389)	0	14,568,833	0	23,559	23,559	224,992	XXX	XXX	
..3132AD-T9-9	FH ZT1476 - RMBS	03/01/2025	Direct		425	425	453	467	0	(42)	0	(42)	0	425	0	0	0	2	02/01/2048	1.A	
..3132AE-VL-7	FH ZT2419 - RMBS	03/01/2025	Direct		134,396	134,396	133,178	133,202	0	1,195	0	1,195	0	134,396	0	0	0	1,121	09/01/2048	1.A	
..3132DN-4N-2	FH SD0829 - RMBS	03/01/2025	Direct		96,091	96,091	99,121	98,873	0	(2,782)	0	(2,782)	0	96,091	0	0	0	463	01/01/2052	1.A	
..3132DN-7K-3	FH SD1798 - RMBS	03/01/2025	Direct		1,965	1,965	1,994	1,993	0	(27)	0	(27)	0	1,965	0	0	0	18	11/01/2052	1.A	
..3132DN-7L-1	FH SD1799 - RMBS	03/01/2025	Direct		5,748	5,748	5,826	5,818	0	(70)	0	(70)	0	5,748	0	0	0	46	11/01/2052	1.A	
..3132DN-E2-5	FH SD1053 - RMBS	03/01/2025	Direct		11,818	11,818	11,871	11,866	0	(48)	0	(48)	0	11,818	0	0	0	66	06/01/2052	1.A	
..3132DN-Y5-6	FH SD1632 - RMBS	03/01/2025	Direct		48,380	48,380	48,493	48,467	0	(87)	0	(87)	0	48,380	0	0	0	466	09/01/2052	1.A	
..3132DN-Y7-2	FH SD1634 - RMBS	03/01/2025	Direct		19,920	19,920	20,032	20,023	0	(104)	0	(104)	0	19,920	0	0	0	245	09/01/2052	1.A	
..3132DN-Y8-0	FH SD1635 - RMBS	03/01/2025	Direct		42,226	42,226	42,730	42,730	0	(504)	0	(504)	0	42,226	0	0	0	383	09/01/2052	1.A	
..3132DP-KY-3	FH SD2111 - RMBS	03/01/2025	Direct		8,491	8,491	8,262	8,269	0	222	0	222	0	8,491	0	0	0	64	12/01/2052	1.A	
..3132DQ-O6-1	FH SD2793 - RMBS	03/01/2025	Direct		6,094	6,094	5,947	5,953	0	140	0	140	0	6,094	0	0	0	62	03/01/2053	1.A	
..3132DQ-OV-1	FH SD3168 - RMBS	03/01/2025	Direct		10,885	10,885	10,799	10,802	0	82	0	82	0	10,885	0	0	0	76	06/01/2053	1.A	
..3132DS-4G-4	FH SD5323 - RMBS	03/01/2025	Direct		28,670	28,670	27,819	27,822	0	848	0	848	0	28,670	0	0	0	177	01/01/2054	1.A	
..3132DT-MZ-0	FH SD5776 - RMBS	03/01/2025	Direct		18,375	18,375	18,160	18,162	0	213	0	213	0	18,375	0	0	0	120	07/01/2050	1.A	
..3132DU-SD-0																					
..3132DU-TT-4	FH SD6816 - RMBS	03/20/2025	BARCLAYS CAPITAL INC FIXED INC		5,098,665	5,000,511	4,998,948	0	0	(177)	0	(177)	0	4,998,771	0	99,894	99,894	66,352	07/01/2054	1.A	
..3132DU-TT-4	FEDERAL HOME LOAN MORTGAGE CORPORATION -	03/20/2025	GOLDMAN		5,019,746	4,988,053	4,971,686	4,971,693	0	112	0	112	0	4,971,805	0	47,940	47,940	83,629	10/01/2054	1.A	
..3132DV-LA-1	FH SD7521 - RMBS	03/01/2025	Direct		31,196	31,196	33,391	33,382	0	(2,187)	0	(2,187)	0	31,196	0	0	0	127	07/01/2050	1.A	
..3132DV-LC-7	FH SD7523 - RMBS	03/01/2025	Direct		16,701	16,701	17,815	17,816	0	(1,115)	0	(1,115)	0	16,701	0	0	0	69	08/01/2050	1.A	
..3132DV-LV-5	FH SD7540 - RMBS	03/01/2025	Direct		28,289	28,289	29,836	29,737	0	(1,448)	0	(1,448)	0	28,289	0	0	0	116	05/01/2051	1.A	
..3132DW-GN-7	FH SD8305 - RMBS	03/01/2025	Direct		6,057	6,057	5,874	5,876	0	181	0	181	0	6,057	0	0	0	45	03/01/2053	1.A	
..3132DW-HS-5	FH SD8341 - RMBS	03/01/2025	Direct		62,303	62,303	61,320	61,321	0	982	0	982	0	62,303	0	0	0	530	07/01/2053	1.A	
..3132EO-E6-5	FH SD3757 - RMBS	03/01/2025	Direct		28,782	28,782	28,031	28,056	0	725	0	725	0	28,782	0	0	0	173	08/01/2053	1.A	
..3132IH-GW-9	FH Q43812 - RMBS	03/01/2025	Direct		136	136	146	150	0	(14)	0	(14)	0	136	0	0	0	1	09/01/2046	1.A	
..31334Y-P5-0	FH QA2244 - RMBS	03/01/2025	Direct		3,944	3,944	4,186	4,240	0	(297)	0	(297)	0	3,944	0	0	0	19	07/01/2046	1.A	
..3133BQ-SW-2	FH QF3561 - RMBS	03/01/2025	Direct		10,032	10,032	10,211	10,216	0	(183)	0	(183)	0	10,032	0	0	0	113	11/01/2052	1.A	
..3133KK-3X-5	FH RA4414 - RMBS	03/01/2025	Direct		63,594	63,594	67,589	67,460	0	(3,866)	0	(3,866)	0	63,594	0	0	0	263	01/01/2051	1.A	
..3133KN-KX-0	FH RA6610 - RMBS	03/01/2025	Direct		122,145	122,145	124,991	124,812	0	(2,668)	0	(2,668)	0	122,145	0	0	0	612	01/01/2052	1.A	
..3133KP-YM-4	FH RA7916 - RMBS	03/01/2025	Direct		12,076	12,076	11,761	11,771	0	304	0	304	0	12,076	0	0	0	61	09/01/2052	1.A	
..3133KQ-VZ-6	FH RA8732 - RMBS	03/01/2025	Direct		28,215	28,215	28,087	28,088	0	127	0	127	0	28,215	0	0	0	232	03/01/2053	1.A	

STATEMENT AS OF MARCH 31, 2025 OF THE Cariten Health Plan Inc.

SCHEDULE D - PART 4

Show All Long-Term Bonds and Stock Sold, Redeemed or Otherwise Disposed of During the Current Quarter

1	2	3	4	5	6	7	8	9	Change In Book/Adjusted Carrying Value					15	16	17	18	19	20	21
									10	11	12	13	14							
CUSIP Ident-ification	Description	Disposal Date	Name of Purchaser	Number of Shares of Stock	Consid-eration	Par Value	Actual Cost	Prior Year Book/ Adjusted Carrying Value	Unrealized Valuation Increase/ (Decrease)	Current Year's (Amor-tization)/ Accretion	Current Year's Other Than Temporary Impairment Recogn-ized	Total Change in Book/ Adjusted Carrying Value (10 + 11 - 12)	Total Foreign Exchange Change in Book /Adjusted Carrying Value	Book/ Adjusted Carrying Value at Disposal Date	Foreign Exchange Gain (Loss) on Disposal	Realized Gain (Loss) on Disposal	Total Gain (Loss) on Disposal	Bond Interest/ Stock Dividends Received During Year	Stated Con-tractual Maturity Date	NAIC Desig-nation, NAIC Desig-nation Modifier and SVO Admini-strative Symbol
..3136B1-PP-4	FNR 2018-14 PA - CMO/RMBS	03/01/2025	Direct		16,148	16,148	16,375	16,397	0	(248)	0	(248)	0	16,148	0	0	0	75	04/25/2047	1.A
..3137FE-S5-0	FHR 4767 LA - CMO/RMBS	03/01/2025	Direct		5,420	5,420	5,509	5,480	0	(59)	0	(59)	0	5,420	0	0	0	34	08/15/2046	1.A
..3140J8-UX-9	FN BMA197 - RMBS	03/01/2025	Direct		1,329	1,329	1,409	1,426	0	(98)	0	(98)	0	1,329	0	0	0	6	03/01/2047	1.A
..3140KV-EU-0	FN BQ9146 - RMBS	03/01/2025	Direct		2,813	2,813	2,916	2,907	0	(95)	0	(95)	0	2,813	0	0	0	9	12/01/2050	1.A
..3140LO-C8-8	FN BR1894 - RMBS	03/01/2025	Direct		4,333	4,333	4,498	4,481	0	(148)	0	(148)	0	4,333	0	0	0	14	01/01/2051	1.A
..3140LO-D4-6	FN BR1922 - RMBS	03/01/2025	Direct		4,138	4,138	4,299	4,289	0	(151)	0	(151)	0	4,138	0	0	0	10	01/01/2051	1.A
..3140LO-DR-5	FN BR1911 - RMBS	03/01/2025	Direct		8,102	8,102	8,402	8,377	0	(276)	0	(276)	0	8,102	0	0	0	27	01/01/2051	1.A
..3140N3-A5-8	FN BW9927 - RMBS	03/01/2025	Paydown		7,855	7,855	7,961	7,954	0	(99)	0	(99)	0	7,855	0	0	0	86	10/01/2052	1.A
..3140O9-4Z-3	FN CA2639 - RMBS	03/01/2025	Direct		6,252	6,252	6,152	6,155	0	98	0	98	0	6,252	0	0	0	38	11/01/2048	1.A
..3140QE-AP-7	FN CA6313 - RMBS	03/01/2025	Direct		8,056	8,056	8,602	8,703	0	(647)	0	(647)	0	8,056	0	0	0	44	07/01/2050	1.A
..3140QE-DX-7	FN CA6417 - RMBS	03/01/2025	Direct		17,370	17,370	18,569	18,740	0	(1,370)	0	(1,370)	0	17,370	0	0	0	92	07/01/2050	1.A
..3140QE-KY-7	FN CA6610 - RMBS	03/01/2025	Direct		26,875	26,875	28,731	29,083	0	(2,209)	0	(2,209)	0	26,875	0	0	0	154	08/01/2050	1.A
..3140QE-YJ-5	FN CA7012 - RMBS	03/01/2025	Direct		29,902	29,902	30,668	30,631	0	(729)	0	(729)	0	29,902	0	0	0	96	09/01/2050	1.A
..3140OF-4E-6	FN CA8020 - RMBS	03/01/2025	Direct		19,453	19,453	20,565	20,565	0	(1,112)	0	(1,112)	0	19,453	0	0	0	76	12/01/2050	1.A
..3140OG-3C-9	FN CA8894 - RMBS	03/01/2025	Direct		47,934	47,934	51,185	50,938	0	(3,004)	0	(3,004)	0	47,934	0	0	0	179	02/01/2051	1.A
..3140OG-Z0-3	FN CA8850 - RMBS	03/01/2025	Direct		22,926	22,926	23,764	23,686	0	(760)	0	(760)	0	22,926	0	0	0	76	02/01/2051	1.A
..3140QL-MY-9	FN CB1274 - RMBS	03/01/2025	Direct		20,706	20,706	21,637	21,556	0	(851)	0	(851)	0	20,706	0	0	0	82	08/01/2051	1.A
..3140QM-ST-7	FN CB2657 - RMBS	03/01/2025	Direct		6,401	6,401	6,531	6,519	0	(117)	0	(117)	0	6,401	0	0	0	29	01/01/2052	1.A
..3140QM-VP-6	FN CB2421 - RMBS	03/01/2025	Direct		60,319	60,319	63,622	63,324	0	(3,005)	0	(3,005)	0	60,319	0	0	0	357	12/01/2051	1.A
..3140QQ-GA-7	FN CB4692 - RMBS	03/01/2025	Direct		16,265	16,265	16,646	16,618	0	(354)	0	(354)	0	16,265	0	0	0	130	09/01/2052	1.A
..3140QQ-LM-5	FN CB5087 - RMBS	03/01/2025	Direct		2,036	2,036	2,077	2,074	0	(38)	0	(38)	0	2,036	0	0	0	19	11/01/2052	1.A
..3140X4-DF-0	FN FH1001 - RMBS	03/01/2025	Direct		490	490	522	537	0	(47)	0	(47)	0	490	0	0	0	3	11/01/2048	1.A
..3140X6-UC-3	FN FM3278 - RMBS	03/01/2025	Direct		383	383	408	420	0	(37)	0	(37)	0	383	0	0	0	2	11/01/2048	1.A
..3140X8-3F-2	FN FM5297 - RMBS	03/01/2025	Direct		8,143	8,143	8,705	8,841	0	(698)	0	(698)	0	8,143	0	0	0	53	11/01/2050	1.A
..3140X8-G6-8	FN FM4720 - RMBS	03/01/2025	Direct		11,539	11,539	12,329	12,455	0	(916)	0	(916)	0	11,539	0	0	0	53	10/01/2050	1.A
..3140X8-UJ-9	FN FM5094 - RMBS	03/01/2025	Direct		9,583	9,583	10,222	10,503	0	(920)	0	(920)	0	9,583	0	0	0	52	06/01/2049	1.A
..3140X8-WR-4	FN FM5155 - RMBS	03/01/2025	Direct		4,797	4,797	4,985	4,964	0	(166)	0	(166)	0	4,797	0	0	0	13	12/01/2050	1.A
..3140X8-Y6-8	FN FM5232 - RMBS	03/01/2025	Direct		7,746	7,746	8,281	8,377	0	(632)	0	(632)	0	7,746	0	0	0	28	06/01/2050	1.A
..3140X8-Y7-6	FN FM5233 - RMBS	03/01/2025	Direct		4,756	4,756	5,068	5,064	0	(308)	0	(308)	0	4,756	0	0	0	24	11/01/2050	1.A
..3140X9-JB-2	FN FM5657 - RMBS	03/01/2025	Direct		4,162	4,162	4,436	4,490	0	(328)	0	(328)	0	4,162	0	0	0	17	12/01/2050	1.A
..3140X9-JK-2	FN FM5665 - RMBS	03/01/2025	Direct		549	549	586	600	0	(50)	0	(50)	0	549	0	0	0	3	08/01/2048	1.A
..3140X9-UJ-2	FN FM5984 - RMBS	03/01/2025	Direct		91,427	91,427	94,455	94,156	0	(2,730)	0	(2,730)	0	91,427	0	0	0	293	02/01/2051	1.A
..3140XB-X7-0	FN FM7901 - RMBS	03/01/2025	Direct		21,196	21,196	22,186	22,071	0	(875)	0	(875)	0	21,196	0	0	0	78	07/01/2051	1.A
..3140XC-4Z-8	FN FM8939 - RMBS	03/01/2025	Direct		28,335	28,335	28,602	28,572	0	(237)	0	(237)	0	28,335	0	0	0	117	10/01/2051	1.A
..3140XD-2J-4	FN FM9776 - RMBS	03/01/2025	Direct		141,013	141,013	144,803	144,623	0	(3,610)	0	(3,610)	0	141,013	0	0	0	674	11/01/2051	1.A
..3140XF-LL-3	FN FS0330 - RMBS	03/01/2025	Direct		69,247	69,247	71,595	71,401	0	(2,153)	0	(2,153)	0	69,247	0	0	0	342	01/01/2052	1.A
..3140XG-CH-0	FN FS0971 - RMBS	03/01/2025	Direct		14,873	14,873	14,957	14,951	0	(78)	0	(78)	0	14,873	0	0	0	84	01/01/2052	1.A
..3140XG-TV-1	FN FS1463 - RMBS	03/01/2025	Direct		46,221	46,221	45,412	45,416	0	805	0	805	0	46,221	0	0	0	299	05/01/2051	1.A
..3140XJ-LC-5	FN FS3022 - RMBS	03/01/2025	Direct		5,747	5,747	5,585	5,593	0	154	0	154	0	5,747	0	0	0	40	10/01/2052	1.A
..3140XJ-WK-5	FN FS3349 - RMBS	03/01/2025	Direct		41,528	41,528	40,646	40,659	0	869	0	869	0	41,528	0	0	0	316	09/01/2052	1.A
..3140XN-FG-4	FN FS6466 - RMBS	03/01/2025	Direct		26,808	26,808	26,606	26,609	0	198	0	198	0	26,808	0	0	0	179	12/01/2050	1.A
..3140XP-BW-8	FN FS7252 - RMBS	03/01/2025	Direct		281,207	281,207	276,759	276,763	0	4,444	0	4,444	0	281,207	0	0	0	2,347	11/01/2053	1.A
..3140XP-TH-2	FN FS7751 - RMBS	03/01/2025	Direct		28,721	28,721	27,868	27,874	0	847	0	847	0	28,721	0	0	0	187	03/01/2053	1.A
..3140XR-WU-5	FN FS9658 - RMBS	03/20/2025	JP MORGAN SECS INC. - FIXED INCOME		3,738,721	3,646,240	3,689,539	0	0	(514)	0	(514)	0	3,689,025	0	49,695	49,695	30,372	10/01/2054	1.A
..31410L-XE-7	FN 890877 - RMBS	03/01/2025	Direct		1,367	1,367	1,457	1,495	0	(129)	0	(129)	0	1,367	0	0	0	6	07/01/2048	1.A
..31418C-MG-6	FN MA3058 - RMBS	03/01/2025	Direct		48,234	48,234	52,163	54,163	0	(5,930)	0	(5,930)	0	48,234	0	0	0	306	07/01/2047	1.A
..31418C-U7-7	FN MA3305 - RMBS	03/01/2025	Direct		1,072	1,072	1,144	1,176	0	(104)	0	(104)	0	1,072	0	0	0	6	03/01/2048	1.A
..31418C-V2-7	FN MA3332 - RMBS	03/01/2025	Direct		1,384	1,384	1,476	1,522	0	(137)	0	(137)	0	1,384	0	0	0	7	04/01/2048	1.A
..31418D-HL-9	FN MA3834 - RMBS	03/01/2025	Direct		14,160	14,160	14,795	15,179	0	(1,019)	0	(1,019)	0	14,160	0	0	0	70	11/01/2049	1.A
..31418E-KS-8	FN MA4804 - RMBS	03/01/2025	Direct		19,501	19,501	18,919	18,923	0	578	0	578	0	19,501	0	0	0	111	11/01/2052	1.A
..35563P-JF-7	SCRT 2019-1 MA - CMO/RMBS	03/01/2025	Direct		19,420	19,420	19,532	19,688	0	(268)	0	(268)	0	19,420	0	0	0	101	07/25/2058	1.A
..35563P-KG-3	SCRT 2019-2 MA - CMO/RMBS	03/01/2025	Direct		6,033	6,033	6,126	6,080	0	(47)	0	(47)	0	6,033	0	0	0	35	08/26/2058	1.A
..35563P-LH-0	SCRT 2019-3 MA - CMO/RMBS	03/01/2025	Direct		10,950	10,950	11,446	11,240	0	(290)	0	(290)	0	10,950	0	0	0	62	10/25/2058	1.A

STATEMENT AS OF MARCH 31, 2025 OF THE Cariten Health Plan Inc.

SCHEDULE D - PART 4

Show All Long-Term Bonds and Stock Sold, Redeemed or Otherwise Disposed of During the Current Quarter

1	2	3	4	5	6	7	8	9	Change In Book/Adjusted Carrying Value					15	16	17	18	19	20	21
									10	11	12	13	14							
CUSIP Identification	Description	Disposal Date	Name of Purchaser	Number of Shares of Stock	Consideration	Par Value	Actual Cost	Prior Year Book/ Adjusted Carrying Value	Unrealized Valuation Increase/ (Decrease)	Current Year's (Amortization)/ Accretion	Current Year's Other Than Temporary Impairment Recognized	Total Change in Book/ Adjusted Carrying Value (10 + 11 - 12)	Total Foreign Exchange Change in Book /Adjusted Carrying Value	Book/ Adjusted Carrying Value at Disposal Date	Foreign Exchange Gain (Loss) on Disposal	Realized Gain (Loss) on Disposal	Total Gain (Loss) on Disposal	Bond Interest/ Stock Dividends Received During Year	Stated Contractual Maturity Date	NAIC Designation, NAIC Designation Modifier and SVO Administrative Symbol
35563P-ML-0	SCRT 2019-4 MA - CMO/RMBS	03/01/2025	Direct		10,401	10,401	10,629	10,536	0	(135)	0	(135)	0	10,401	0	0	0	53	02/25/2059	1.A
1039999999. Subtotal - Asset-Backed Securities - Financial Asset-Backed - Self-Liquidating - Agency Residential Mortgage-Backed Securities - Not/Partially Guaranteed (Not Exempt from RBC)					16,019,706	15,797,379	15,861,054	7,173,910	0	(40,220)	0	(40,220)	0	15,822,177	0	197,529	197,529	193,619	XXX	XXX
17329M-CL-1	CMLT1 21J2 A7A - CMO/RMBS	03/01/2025	Direct		983	983	1,003	1,000	0	(18)	0	(18)	0	983	0	0	0	4	07/25/2051	1.A FE
33852H-AB-8	FSMT 2021- 81NV A3 - CMO/RMBS	03/01/2025	Direct		1,688	1,688	1,717	1,714	0	(26)	0	(26)	0	1,688	0	0	0	7	09/25/2051	1.A FE
33852J-AE-8	FSMT 217 A5 - CMO/RMBS	03/01/2025	Direct		11,562	11,562	11,801	11,755	0	(192)	0	(192)	0	11,562	0	0	0	47	08/25/2051	1.A FE
36262L-AJ-9	GSMB 2021-PJ6 A8 - CMO/RMBS	03/01/2025	Direct		7,569	7,569	7,752	7,712	0	(144)	0	(144)	0	7,569	0	0	0	34	11/27/2051	1.A FE
36262W-AJ-5	GSMB 21PJ8 A8 - CMO/RMBS	03/01/2025	Direct		14,367	14,367	14,701	14,642	0	(276)	0	(276)	0	14,367	0	0	0	54	01/25/2052	1.A FE
36263C-AH-2	GSMB 2021-PJ9 A8 - CMO/RMBS	03/01/2025	Direct		5,024	5,024	5,134	5,115	0	(91)	0	(91)	0	5,024	0	0	0	19	02/26/2052	1.A FE
36264D-AB-2	GSMB 2021-PJ2 A2 - CMO/RMBS	03/01/2025	Direct		18,431	18,431	19,195	19,130	0	(699)	0	(699)	0	18,431	0	0	0	62	07/25/2051	1.A FE
36264R-BH-7	GSMB 22PJ4 A24 - CMO/RMBS	03/01/2025	Direct		6,679	6,679	6,313	6,362	0	317	0	317	0	6,679	0	0	0	12	09/25/2052	1.A FE
46592N-AC-0	JPMIT 217 A3 - CMO/RMBS	03/01/2025	Direct		14,660	14,660	14,906	14,875	0	(215)	0	(215)	0	14,660	0	0	0	57	11/27/2051	1.A FE
46653P-AC-1	JPMIT 216 A3 - RMBS	03/01/2025	Direct		10,133	10,133	10,306	10,284	0	(151)	0	(151)	0	10,133	0	0	0	41	10/25/2051	1.A FE
46654A-AF-6	JPMIT 2110 A4 - CMO/RMBS	03/01/2025	Direct		3,347	3,347	3,429	3,413	0	(66)	0	(66)	0	3,347	0	0	0	14	12/26/2051	1.A FE
46654W-AH-4	JPMIT 221 A4 - CMO/RMBS	03/01/2025	Direct		13,509	13,509	13,386	13,435	0	74	0	74	0	13,509	0	0	0	55	07/25/2052	1.A FE
58549R-AJ-5	MELLO 21MTG3 A9 - CMO/RMBS	03/01/2025	Direct		1,680	1,680	1,716	1,708	0	(28)	0	(28)	0	1,680	0	0	0	8	07/25/2051	1.A FE
61772C-AH-4	MSRM 2021-3 A4 - CMO/RMBS	03/01/2025	Direct		7,792	7,792	7,952	7,922	0	(130)	0	(130)	0	7,792	0	0	0	28	06/26/2051	1.A FE
61772M-AH-2	MSRM 2021-4 A4 - CMO/RMBS	03/01/2025	Direct		5,591	5,591	5,740	5,715	0	(123)	0	(123)	0	5,591	0	0	0	31	07/25/2051	1.A FE
61772N-AQ-0	MSRM 2021-5 A4 - CMO/RMBS	03/01/2025	Direct		3,589	3,589	3,672	3,660	0	(71)	0	(71)	0	3,589	0	0	0	15	08/25/2051	1.A FE
74936R-AE-4	ROCKT 212 A5 - CMO/RMBS	03/01/2025	Direct		10,131	10,131	10,343	10,307	0	(177)	0	(177)	0	10,131	0	0	0	45	06/26/2051	1.A FE
81747K-AA-1	SEMT 2021-1 A1 - CMO/RMBS	03/01/2025	Direct		38,070	38,070	39,682	39,566	0	(1,496)	0	(1,496)	0	38,070	0	0	0	130	03/27/2051	1.A FE
1059999999. Subtotal - Asset-Backed Securities - Financial Asset-Backed - Self-Liquidating - Non-Agency Residential Mortgage-Backed Securities (Unaffiliated)					174,805	174,805	178,747	178,315	0	(3,510)	0	(3,510)	0	174,805	0	0	0	663	XXX	XXX
05610H-AA-1	BX 22LP2 A - CMBS	02/15/2025	Direct		131,072	131,072	130,512	131,111	0	(39)	0	(39)	0	131,072	0	0	0	714	02/15/2039	1.A FE
12634N-AT-5	CSAIL 2015-C2 A4 - CMBS	03/01/2025	Direct		1,171,989	1,171,989	1,207,146	1,171,470	0	519	0	519	0	1,171,989	0	0	0	5,514	06/15/2057	1.A FE
30298L-AE-1	FRESB 2019-SB65 A1H - CMBS	03/01/2025	Direct		731	731	734	787	0	(56)	0	(56)	0	731	0	0	0	3	05/25/2039	1.D FE
36228C-VC-4	GSMS 2005-ROCK E - CMBS	01/03/2025	Direct		999,993	1,000,000	1,158,984	1,005,852	0	(5,858)	0	(5,858)	0	999,993	0	0	0	4,554	05/03/2032	1.B FE
53218C-AA-8	LIFE 2021-BMR A - CMBS	02/18/2025	Direct		293,460	293,460	293,460	293,460	0	0	0	0	0	293,460	0	0	0	2,611	03/15/2038	1.A FE
1079999999. Subtotal - Asset-Backed Securities - Financial Asset-Backed - Self-Liquidating - Non-Agency Commercial Mortgage-Backed Securities (Unaffiliated)					2,597,245	2,597,251	2,790,836	2,602,679	0	(5,434)	0	(5,434)	0	2,597,245	0	0	0	13,397	XXX	XXX
12549F-BM-0	CIFC 2013-IV A1R - CDO	03/03/2025	Direct		974,576	974,576	963,466	992,762	0	(18,186)	0	(18,186)	0	974,576	0	0	0	18,410	04/28/2031	1.A FE
15032A-AN-7	CEDF V A1R - CDO	01/17/2025	Direct		22,573	22,573	22,573	22,573	0	0	0	0	0	22,573	0	0	0	347	07/17/2031	1.A FE
36318W-AK-6	GALXY XV ARR - CDO	01/15/2025	Direct		149,118	149,118	149,118	149,118	0	0	0	0	0	149,118	0	0	0	2,244	10/15/2030	1.A FE
553205-AC-9	MP3 I11 AR - CDO	01/21/2025	Direct		39,557	39,557	39,557	39,557	0	0	0	0	0	39,557	0	0	0	620	10/21/2030	1.A FE
67590G-BG-3	OCT17 17RRR A1R - CDO	01/27/2025	Direct		109,794	109,794	109,794	109,794	0	0	0	0	0	109,794	0	0	0	1,688	01/27/2031	1.A FE
1099999999. Subtotal - Asset-Backed Securities - Financial Asset-Backed - Self-Liquidating - Non-Agency - CLOs/CBOs/CDOs (Unaffiliated)					1,295,618	1,295,618	1,284,508	1,313,803	0	(18,186)	0	(18,186)	0	1,295,618	0	0	0	23,308	XXX	XXX
19425A-AA-2	CASL 2021-B A1 - ABS	03/25/2025	Direct		2,561	2,561	2,561	2,561	0	0	0	0	0	2,561	0	0	0	23	06/25/2052	1.A FE
28165A-AA-7	EDVES 22A A - ABS	03/25/2025	Direct		14,347	14,347	13,992	14,062	0	285	0	285	0	14,347	0	0	0	120	11/26/2040	1.A FE
47800C-AC-0	JDOT 2023 A3 - ABS	03/15/2025	Direct		90,258	90,258	90,242	90,253	0	5	0	5	0	90,258	0	0	0	831	11/15/2027	1.A FE
63942A-AA-4	NAVSL 2020-I A1A - ABS	03/15/2025	Direct		14,496	14,496	14,494	14,494	0	2	0	2	0	14,496	0	0	0	32	04/15/2069	1.A FE
63942B-AA-2	NAVSL 2021-A A - ABS	03/15/2025	Direct		2,787	2,787	2,786	2,786	0	0	0	0	0	2,787	0	0	0	4	05/15/2069	1.A FE
63942C-AA-0	NAVSL 2021-D A - ABS	03/15/2025	Direct		9,361	9,361	9,361	9,361	0	0	0	0	0	9,361	0	0	0	60	04/15/2060	1.A FE
63942E-AA-6	NAVSL 2021-E A - ABS	03/15/2025	Direct		25,585	25,585	25,580	25,581	0	4	0	4	0	25,585	0	0	0	41	12/16/2069	1.A FE
63942L-AA-0	NAVSL 21B A - ABS	03/15/2025	Direct		9,875	9,875	9,875	9,875	0	0	0	0	0	9,875	0	0	0	16	07/15/2069	1.A FE
64035D-AA-4	NSLT 21A A1 - ABS	03/20/2025	Direct		23,260	23,260	23,238	23,998	0	(738)	0	(738)	0	23,260	0	0	0	211	04/20/2062	1.A FE
64035D-AD-8	NSLT 21A AP2 - ABS	03/20/2025	Direct		29,431	29,431	29,396	29,402	0	29	0	29	0	29,431	0	0	0	68	04/20/2062	1.A FE
83405Y-AA-0	SOFT 2021-A AFX - ABS	03/15/2025	Direct		3,501	3,501	3,500	3,501	0	1	0	1	0	3,501	0	0	0	6	08/17/2043	1.A FE
1119999999. Subtotal - Asset-Backed Securities - Financial Asset-Backed - Self-Liquidating - Other Financial Asset-Backed Securities - Self-Liquidating (Unaffiliated)					225,463	225,463	225,025	225,874	0	(411)	0	(411)	0	225,463	0	0	0	1,410	XXX	XXX

STATEMENT AS OF MARCH 31, 2025 OF THE Cariten Health Plan Inc.

SCHEDULE D - PART 4

Show All Long-Term Bonds and Stock Sold, Redeemed or Otherwise Disposed of During the Current Quarter

1	2	3	4	5	6	7	8	9	Change In Book/Adjusted Carrying Value					15	16	17	18	19	20	21
									10	11	12	13	14							
CUSIP Ident- ification	Description	Disposal Date	Name of Purchaser	Number of Shares of Stock	Consid- eration	Par Value	Actual Cost	Prior Year Book/ Adjusted Carrying Value	Unrealized Valuation Increase/ (Decrease)	Current Year's (Amor- tization)/ Accretion	Current Year's Other Than Temporary Impairment Recog- nized	Total Change in Book/ Adjusted Carrying Value (10 + 11 - 12)	Total Foreign Exchange Change in Book /Adjusted Carrying Value	Book/ Adjusted Carrying Value at Disposal Date	Foreign Exchange Gain (Loss) on Disposal	Realized Gain (Loss) on Disposal	Total Gain (Loss) on Disposal	Bond Interest/ Stock Dividends Received During Year	Stated Con- tractual Maturity Date	NAIC Desig- nation, NAIC Desig- nation Modifier and SVO Admini- strative Symbol
..29375C-AB-5	EFF 231 A2 - ABS	03/20/2025	Direct		43,336	43,336	43,329	43,334	0	2	0	2	0	43,336	0	0	0	386	01/22/2029	1 A FE
1519999999. Subtotal - Asset-Backed Securities - Non-Financial Asset-Backed Securities - Practical Expedient - Lease-Backed Securities - Practical Expedient (Unaffiliated)					43,336	43,336	43,329	43,334	0	2	0	2	0	43,336	0	0	0	386	XXX	XXX
1889999999. Total - Asset-Backed Securities (Unaffiliated)					20,356,173	20,133,852	20,383,499	11,537,916	0	(67,759)	0	(67,759)	0	20,158,644	0	197,529	197,529	232,783	XXX	XXX
1899999999. Total - Asset-Backed Securities (Affiliated)					0	0	0	0	0	0	0	0	0	0	0	0	0	0	XXX	XXX
1909999997. Total - Asset-Backed Securities - Part 4					20,356,173	20,133,852	20,383,499	11,537,916	0	(67,759)	0	(67,759)	0	20,158,644	0	197,529	197,529	232,783	XXX	XXX
1909999998. Total - Asset-Backed Securities - Part 5					XXX	XXX	XXX	XXX	XXX	XXX	XXX	XXX	XXX	XXX	XXX	XXX	XXX	XXX	XXX	XXX
1909999999. Total - Asset-Backed Securities					20,356,173	20,133,852	20,383,499	11,537,916	0	(67,759)	0	(67,759)	0	20,158,644	0	197,529	197,529	232,783	XXX	XXX
2009999999. Total - Issuer Credit Obligations and Asset-Backed Securities					34,948,565	34,693,852	35,107,313	26,109,138	647	(70,795)	0	(70,148)	0	34,727,477	0	221,088	221,088	457,775	XXX	XXX
4509999997. Total - Preferred Stocks - Part 4					0	XXX	0	0	0	0	0	0	0	0	0	0	0	0	XXX	XXX
4509999998. Total - Preferred Stocks - Part 5					XXX	XXX	XXX	XXX	XXX	XXX	XXX	XXX	XXX	XXX	XXX	XXX	XXX	XXX	XXX	XXX
4509999999. Total - Preferred Stocks					0	XXX	0	0	0	0	0	0	0	0	0	0	0	0	XXX	XXX
5989999997. Total - Common Stocks - Part 4					0	XXX	0	0	0	0	0	0	0	0	0	0	0	0	XXX	XXX
5989999998. Total - Common Stocks - Part 5					XXX	XXX	XXX	XXX	XXX	XXX	XXX	XXX	XXX	XXX	XXX	XXX	XXX	XXX	XXX	XXX
5989999999. Total - Common Stocks					0	XXX	0	0	0	0	0	0	0	0	0	0	0	0	XXX	XXX
5999999999. Total - Preferred and Common Stocks					0	XXX	0	0	0	0	0	0	0	0	0	0	0	0	XXX	XXX
6009999999 - Totals					34,948,565	XXX	35,107,313	26,109,138	647	(70,795)	0	(70,148)	0	34,727,477	0	221,088	221,088	457,775	XXX	XXX

Schedule DB - Part A - Section 1 - Options, Caps, Floors, Collars, Swaps and Forwards Open
N O N E

Schedule DB - Part B - Section 1 - Futures Contracts Open
N O N E

Schedule DB - Part B - Section 1B - Brokers with whom cash deposits have been made
N O N E

Schedule DB - Part D - Section 1 - Counterparty Exposure for Derivative Instruments Open
N O N E

Schedule DB - Part D-Section 2 - Collateral for Derivative Instruments Open - Pledged By
N O N E

Schedule DB - Part D-Section 2 - Collateral for Derivative Instruments Open - Pledged To
N O N E

Schedule DB - Part E - Derivatives Hedging Variable Annuity Guarantees
N O N E

SCHEDULE DL - PART 1
SECURITIES LENDING COLLATERAL ASSETS

Reinvested Collateral Assets Owned Current Statement Date
(Securities lending collateral assets reported in aggregate on Line 10 of the Assets page (Line 9 for Separate Accounts)
and not included on Schedules A, B, BA, D, DB and E)

1	2	3	4	5	6	7
CUSIP Identification	Description	Restricted Asset Code	NAIC Designation, NAIC Designation Modifier and SVO Administrative Symbol	Fair Value	Book/Adjusted Carrying Value	Maturity Date
0489999999	Total - Issuer Credit Obligations (Schedule D, Part 1, Section 1 type) - (Unaffiliated)			0	0	XXX
0499999999	Total - Issuer Credit Obligations (Schedule D, Part 1, Section 1 type) - (Affiliated)			0	0	XXX
0509999999	Total - Issuer Credit Obligations (Schedule D, Part 1, Section 1 type)			0	0	XXX
1889999999	Total - Asset-Backed Securities (Schedule D, Part 1, Section 2 type) - (Unaffiliated)			0	0	XXX
1899999999	Total - Asset-Backed Securities (Schedule D, Part 1, Section 2 type) - (Affiliated)			0	0	XXX
1909999999	Total - Asset-Backed Securities (Schedule D, Part 1, Section 2 type)			0	0	XXX
2009999999	Total - Issuer Credit Obligations and Asset-Backed Securities			0	0	XXX
4109999999	Total - Preferred Stocks (Schedule D, Part 2, Section 1 type) - Industrial and Miscellaneous (Unaffiliated)			0	0	XXX
4409999999	Total - Preferred Stocks (Schedule D, Part 2, Section 1 type) - Parent, Subsidiaries and Affiliates			0	0	XXX
4509999999	Total - Preferred Stocks (Schedule D, Part 2, Section 1 type)			0	0	XXX
5109999999	Total - Common Stocks (Schedule D, Part 2, Section 2 type) - Industrial and Miscellaneous (Unaffiliated)			0	0	XXX
5409999999	Total - Common Stocks (Schedule D, Part 2, Section 2 type) - Mutual Funds			0	0	XXX
5609999999	Total - Common Stocks (Schedule D, Part 2, Section 2 type) - Unit Investment Trusts			0	0	XXX
5809999999	Total - Common Stocks (Schedule D, Part 2, Section 2 type) - Closed-End Funds			0	0	XXX
5979999999	Total - Common Stocks (Schedule D, Part 2, Section 2 type) - Parent, Subsidiaries and Affiliates			0	0	XXX
5989999999	Total - Common Stocks (Schedule D, Part 2, Section 2 type)			0	0	XXX
5999999999	Total - Preferred and Common Stocks			0	0	XXX
000000-00-0	NATWEST MARKETS SECURITIES INC		1.E	3,995,767	3,995,767	04/01/2025
000000-00-0	CF SECURED LLC		1.G	2,522,139	2,522,139	04/01/2025
000000-00-0	RBC CAPITAL MARKETS LLC		1.C	2,134,118	2,134,118	04/01/2025
000000-00-0	BOFA SECURITIES, INC		1.E	2,134,118	2,134,118	05/05/2025
000000-00-0	SANTANDER US CAPITAL MARKETS LLC		1.G	1,358,075	1,358,075	04/01/2025
000000-00-0	ROYAL BANK CANADA TORONTO		1.C	1,164,064	1,164,064	05/05/2025
000000-00-0	TD PRIME SERVICES LLC		1.G	1,047,658	1,047,658	05/05/2025
000000-00-0	HSBC SECURITIES USA INC		1.E	582,032	582,032	04/01/2025
46222U-RQ-3	IONIC SER III CL A		1.E	580,385	580,385	04/24/2025
06418N-EA-6	BANK OF NOVA SCOTIA HOUSTON		1.E	388,317	388,021	11/06/2025
000000-00-0	SUMITOMO MITSUI TRUST BANK LTD, LDN		1.E	388,076	388,021	06/06/2025
000000-00-0	NATL BANK CANADA		1.E	388,021	388,021	04/07/2025
825252-88-5	INVESCO GOVT AND AGCY LEX		1.C	388,021	388,021	04/01/2025
000000-00-0	AUSTRALIA NEW ZEALAND NY		1.C	388,021	388,021	04/03/2025
13606D-FU-1	CIBC NY		1.E	387,915	388,021	12/05/2025
78015J-CY-1	ROYAL BANK OF CANADA NY		1.C	310,799	310,417	02/02/2026
000000-00-0	MIZUHO SECURITIES USA INC		1.E	310,417	310,417	04/01/2025
86959T-KY-1	SVENSKA NY		1.C	271,614	271,615	08/11/2025
69033N-FD-2	OCBC NEW YORK		1.C	232,794	232,813	11/21/2025
96130A-XX-1	WESTPAC BKG CORP, NEW YORK		1.C	194,115	194,011	09/11/2025
000000-00-0	NATIONAL AUSTRALIA BANK LONDON		1.C	194,073	194,011	05/21/2025
06745G-CJ-8	BARCLAYS NEW YORK		1.E	194,067	194,011	07/30/2025
86565G-JG-6	SUMITOMO MITSUI BANKING CORP NY		1.E	194,061	194,011	07/09/2025
60683D-NG-6	MIT UFJ TR NY		1.E	194,051	194,011	07/07/2025
13606D-ES-7	CIBC NY		1.E	194,042	194,011	01/23/2026
55381B-CR-7	MUFG Bank Ltd, New York Branch		1.E	194,025	194,011	05/22/2025
22536W-KG-0	CIC NY		1.E	194,024	194,011	08/07/2025
60710T-DB-1	MIZUHO BANK LIMITED NEW YORK		1.E	194,022	194,011	08/19/2025
87020Y-DII-5	SWEDBANK STOCKHOLM		1.E	194,016	194,011	07/17/2025
60710T-UK-5	MIZUHO BANK LIMITED NEW YORK		1.E	194,011	194,011	04/07/2025
09248U-70-0	TFDXX LEX BLACKROCK FED FUND		1.C	194,011	194,011	04/01/2025
69033N-FJ-9	OCBC NEW YORK		1.C	193,942	194,011	12/05/2025
88603H-FP-8	THUNDER BAY FUNDING LLC		1.C	192,491	192,524	06/03/2025
22536W-JC-1	CIC NY		1.E	155,213	155,209	04/28/2025
46224K-SE-9	IONIC SER III CL A		1.E	154,353	154,389	05/14/2025
13606D-AF-9	CIBC NY		1.E	116,485	116,406	09/23/2025
06367D-NR-2	BANK OF MONTREAL CHICAGO		1.E	116,459	116,406	01/08/2026
86959T-KQ-8	SVENSKA NY		1.C	116,453	116,406	01/21/2026
86565G-FR-6	SUMITOMO MITSUI BANKING CORP NY		1.E	116,413	116,406	05/06/2025
82124L-RM-6	SHEFFIELD RECEIVABLE CORP		1.E	116,104	116,123	04/21/2025
60683D-4Y-2	MIT UFJ TR NY		1.E	77,666	77,604	08/08/2025
89115B-WD-8	TORONTO DOMINION NY		1.E	77,657	77,604	08/12/2025
06367D-LE-3	BANK OF MONTREAL CHICAGO		1.E	77,655	77,604	08/07/2025
78015J-DQ-7	ROYAL BANK OF CANADA NY		1.C	77,621	77,604	12/12/2025
78015J-VK-0	ROYAL BANK OF CANADA NY		1.C	38,837	38,802	08/15/2025
000000-00-0	RABOBANK LONDON		1.E	38,820	38,802	07/03/2025
65558W-CM-8	NORDEA BANK ABP, NEW YORK BRANCH		1.C	38,816	38,802	07/18/2025
000000-00-0	BANK OF MONTREAL, LONDON		1.E	38,802	38,802	07/14/2025
9709999999	Subtotal - Cash Equivalents (Schedule E Part 2 type)			23,044,597	23,043,383	XXX
9999999999	Totals			23,044,597	23,043,383	XXX

General Interrogatories:

1. Total activity for the year
- Fair Value \$ 13,306,098
- Book/Adjusted Carrying Value \$ 13,305,060
2. Average balance for the year
- Fair Value \$ 18,368,205
- Book/Adjusted Carrying Value \$ 18,367,481
3. Reinvested securities lending collateral assets book/adjusted carrying value included in this schedule by NAIC designation:
- NAIC 1 \$ 23,043,383
- NAIC 2 \$ 0
- NAIC 3 \$ 0
- NAIC 4 \$ 0
- NAIC 5 \$ 0
- NAIC 6 \$ 0

SCHEDULE DL - PART 2
SECURITIES LENDING COLLATERAL ASSETS

[illegible]

1. Total activity for the year
2. Average balance for the year

Fair Value \$	Book/Adjusted Carrying Value \$
Fair Value \$	Book/Adjusted Carrying Value \$

SCHEDULE E - PART 1 - CASH

Month End Depository Balances

1	2	3	4	5	Book Balance at End of Each Month During Current Quarter			9
					6	7	8	
					First Month	Second Month	Third Month	
Depository	Restricted Asset Code	Rate of Interest	Amount of Interest Received During Current Quarter	Amount of Interest Accrued at Current Statement Date				*
PNC BANK Louisville, KY		0.000	0	0	143,801	125,286	78,718	XXX
JP MORGAN CHASE New York, NY		0.000	0	0	8,339	28,678	4,079	XXX
US BANK Knoxville,TN		0.000	0	0	(4,167,925)	(4,546,234)	(3,376,507)	XXX
JP MORGAN CHASE-Cariten								
Health Plan Inc. New York, NY		0.000	0	0	(25)	10,751	(49)	XXX
JP Morgan Time Deposit New York, NY		4.150	0	0	4,518,459	4,669,050	20,852,667	XXX
0199998. Deposits in ... 0 depositories that do not exceed the allowable limit in any one depository (See instructions) - Open Depositories	XXX	XXX	0	0	0	0	0	XXX
0199999. Totals - Open Depositories	XXX	XXX	0	0	502,650	287,532	17,558,908	XXX
0299998. Deposits in ... 0 depositories that do not exceed the allowable limit in any one depository (See instructions) - Suspended Depositories	XXX	XXX	0	0	0	0	0	XXX
0299999. Totals - Suspended Depositories	XXX	XXX	0	0	0	0	0	XXX
0399999. Total Cash on Deposit	XXX	XXX	0	0	502,650	287,532	17,558,908	XXX
0499999. Cash in Company's Office	XXX	XXX	XXX	XXX	0	0	0	XXX
.....							
.....							
.....							
.....							
.....							
.....							
.....							
0599999. Total - Cash	XXX	XXX	0	0	502,650	287,532	17,558,908	XXX

SCHEDULE E - PART 2 - CASH EQUIVALENTS

Show Investments Owned End of Current Quarter

[illegible]