



HEALTH QUARTERLY STATEMENT

AS OF SEPTEMBER 30, 2025
OF THE CONDITION AND AFFAIRS OF THE

Arcadian Health Plan, Inc.

NAIC Group Code 0119 0119 NAIC Company Code 12151 Employer's ID Number 20-1001348
(Current) (Prior)

Organized under the Laws of Kentucky, State of Domicile or Port of Entry KY

Country of Domicile United States of America

Licensed as business type: Other

Is HMO Federally Qualified? Yes [] No [X]

Incorporated/Organized 04/06/2004 Commenced Business 01/01/2005

Statutory Home Office 500 West Main Street, Louisville, KY, US 40202
(Street and Number) (City or Town, State, Country and Zip Code)

Main Administrative Office 500 West Main Street
(Street and Number)
Louisville, KY, US 40202, 502-580-1000
(City or Town, State, Country and Zip Code) (Area Code) (Telephone Number)

Mail Address P.O. Box 740036, Louisville, KY, US 40201-7436
(Street and Number or P.O. Box) (City or Town, State, Country and Zip Code)

Primary Location of Books and Records 500 West Main Street
(Street and Number)
Louisville, KY, US 40202, 502-580-1000
(City or Town, State, Country and Zip Code) (Area Code) (Telephone Number)

Internet Website Address www.humana.com

Statutory Statement Contact Liz Young, 502-580-3025
(Name) (Area Code) (Telephone Number)
DOIINQUIRIES@humana.com, 502-580-2099
(E-mail Address) (FAX Number)

OFFICERS

Chief Executive Officer Daniel Andrew Tufto Chief Financial Officer Ashley Nicole Burton
Secretary Courtney Danielle Durall VP & Treasurer Robert Martin Marcoux Jr.

OTHER

Erin Fegan Banet #, SVP, Chief Audit and Risk Officer John Edward Barger III, SVP, Medicaid President Daniel Kevin Feld, Associate VP, Tax
John-Paul William Felter, SVP, Chief Accounting Officer & Controller Catherine Elva Field, SVP, Medicare Divisional Leader Jeremy Leon Gaskill, VP, Medicare Regional President
Celeste Marie Mellet #, Executive Vice President - Finance Sean Joseph O'Reilly, SVP, Chief Compliance Officer
John Stephen Littig, VP, Medicare Regional President George Renaudin II, President Frederick William Roth, VP, Medicare Supplement
William Mark Preston, VP, Investments
Lisa Thornell Stephens #, SVP & Chief Operating Officer, Insurance Gilbert Alan Stewart, SVP, Medicare Divisional Leader

DIRECTORS OR TRUSTEES

Courtney Danielle Durall # George Renaudin II Daniel Andrew Tufto

State of Kentucky SS:
County of Jefferson

The officers of this reporting entity being duly sworn, each depose and say that they are the described officers of said reporting entity, and that on the reporting period stated above, all of the herein described assets were the absolute property of the said reporting entity, free and clear from any liens or claims thereon, except as herein stated, and that this statement, together with related exhibits, schedules and explanations therein contained, annexed or referred to, is a full and true statement of all the assets and liabilities and of the condition and affairs of the said reporting entity as of the reporting period stated above, and of its income and deductions therefrom for the period ended, and have been completed in accordance with the NAIC Annual Statement Instructions and Accounting Practices and Procedures manual except to the extent that: (1) state law may differ; or, (2) that state rules or regulations require differences in reporting not related to accounting practices and procedures, according to the best of their information, knowledge and belief, respectively. Furthermore, the scope of this attestation by the described officers also includes the related corresponding electronic filing with the NAIC, when required, that is an exact copy (except for formatting differences due to electronic filing) of the enclosed statement. The electronic filing may be requested by various regulators in lieu of or in addition to the enclosed statement.

Daniel Andrew Tufto
Chief Executive Officer

Courtney Danielle Durall #
Secretary

Robert Martin Marcoux, Jr.
VP & Treasurer

Subscribed and sworn to before me this 3rd day of November, 2025

Julia Wentworth
Notary Public
January 10, 2029



Julia Wentworth
Notary Public
State at Large
Kentucky

- a. Is this an original filing? Yes [X] No []
b. If no,
1. State the amendment number.....
2. Date filed
3. Number of pages attached.....

STATEMENT AS OF SEPTEMBER 30, 2025 OF THE Arcadian Health Plan, Inc.

ASSETS

	Current Statement Date			4 December 31 Prior Year Net Admitted Assets
	1 Assets	2 Nonadmitted Assets	3 Net Admitted Assets (Cols. 1 - 2)	
1. Bonds	1,397,101,466	0	1,397,101,466	1,698,378,384
2. Stocks:				
2.1 Preferred stocks	0	0	0	0
2.2 Common stocks	0	0	0	0
3. Mortgage loans on real estate:				
3.1 First liens	0	0	0	0
3.2 Other than first liens.....	0	0	0	0
4. Real estate:				
4.1 Properties occupied by the company (less \$0 encumbrances)	0	0	0	0
4.2 Properties held for the production of income (less \$0 encumbrances)	0	0	0	0
4.3 Properties held for sale (less \$0 encumbrances)	0	0	0	0
5. Cash (\$143,646,108), cash equivalents (\$200,235,332) and short-term investments (\$0)	343,881,440	0	343,881,440	118,048,214
6. Contract loans (including \$0 premium notes)	0	0	0	0
7. Derivatives	0	0	0	0
8. Other invested assets	0	0	0	0
9. Receivables for securities	0	0	0	0
10. Securities lending reinvested collateral assets	48,324,520	0	48,324,520	45,296,309
11. Aggregate write-ins for invested assets	0	0	0	0
12. Subtotals, cash and invested assets (Lines 1 to 11)	1,789,307,426	0	1,789,307,426	1,861,722,907
13. Title plants less \$0 charged off (for Title insurers only)	0	0	0	0
14. Investment income due and accrued	9,300,370	0	9,300,370	13,389,077
15. Premiums and considerations:				
15.1 Uncollected premiums and agents' balances in the course of collection	21,046,732	534,602	20,512,130	9,399,692
15.2 Deferred premiums, agents' balances and installments booked but deferred and not yet due (including \$0 earned but unbilled premiums)	0	0	0	0
15.3 Accrued retrospective premiums (\$188,851,805) and contracts subject to redetermination (\$141,300,184)	330,151,989	0	330,151,989	234,866,427
16. Reinsurance:				
16.1 Amounts recoverable from reinsurers	0	0	0	0
16.2 Funds held by or deposited with reinsured companies	0	0	0	0
16.3 Other amounts receivable under reinsurance contracts	0	0	0	0
17. Amounts receivable relating to uninsured plans	64,184,655	1,361,788	62,822,867	32,300,680
18.1 Current federal and foreign income tax recoverable and interest thereon	0	0	0	15,940,113
18.2 Net deferred tax asset	60,787,145	3,684,065	57,103,080	57,103,080
19. Guaranty funds receivable or on deposit	0	0	0	0
20. Electronic data processing equipment and software	0	0	0	0
21. Furniture and equipment, including health care delivery assets (\$0)	0	0	0	0
22. Net adjustment in assets and liabilities due to foreign exchange rates	0	0	0	0
23. Receivables from parent, subsidiaries and affiliates	0	0	0	0
24. Health care (\$193,642,211) and other amounts receivable	260,694,599	65,230,003	195,464,596	173,300,635
25. Aggregate write-ins for other-than-invested assets	29,910,244	29,910,244	0	0
26. Total assets excluding Separate Accounts, Segregated Accounts and Protected Cell Accounts (Lines 12 to 25)	2,565,383,160	100,720,702	2,464,662,459	2,398,022,611
27. From Separate Accounts, Segregated Accounts and Protected Cell Accounts	0	0	0	0
28. Total (Lines 26 and 27)	2,565,383,160	100,720,702	2,464,662,459	2,398,022,611
DETAILS OF WRITE-INS				
1101.	0	0	0	0
1102.				
1103.				
1198. Summary of remaining write-ins for Line 11 from overflow page	0	0	0	0
1199. Totals (Lines 1101 through 1103 plus 1198)(Line 11 above)	0	0	0	0
2501. Prepaid Expenses	59,755	59,755	0	0
2502. Provider Contracts	2,517,836	2,517,836	0	0
2503. Prepaid Commissions	27,332,653	27,332,653	0	0
2598. Summary of remaining write-ins for Line 25 from overflow page	0	0	0	0
2599. Totals (Lines 2501 through 2503 plus 2598)(Line 25 above)	29,910,244	29,910,244	0	0

LIABILITIES, CAPITAL AND SURPLUS

	Current Period			Prior Year
	1 Covered	2 Uncovered	3 Total	4 Total
1. Claims unpaid (less \$0 reinsurance ceded)	764,608,732	94,314,584	858,923,316	892,360,717
2. Accrued medical incentive pool and bonus amounts	56,288,827	0	56,288,827	69,558,990
3. Unpaid claims adjustment expenses	5,573,352	0	5,573,352	5,502,205
4. Aggregate health policy reserves, including the liability of \$0 for medical loss ratio rebate per the Public Health Service Act	97,584,987	0	97,584,987	111,487,604
5. Aggregate life policy reserves	0	0	0	0
6. Property/casualty unearned premium reserve	0	0	0	0
7. Aggregate health claim reserves	0	0	0	0
8. Premiums received in advance	5,887,646	0	5,887,646	7,442,930
9. General expenses due or accrued	8,080,086	0	8,080,086	6,508,942
10.1 Current federal and foreign income tax payable and interest thereon (including \$690,492 on realized gains (losses))	31,942,471	0	31,942,471	0
10.2 Net deferred tax liability	0	0	0	0
11. Ceded reinsurance premiums payable	0	0	0	0
12. Amounts withheld or retained for the account of others.....	34	0	34	48
13. Remittances and items not allocated	464,792	0	464,792	924,567
14. Borrowed money (including \$0 current) and interest thereon \$0 (including \$0 current)	0	0	0	0
15. Amounts due to parent, subsidiaries and affiliates	39,051,163	0	39,051,163	136,265,060
16. Derivatives	0	0	0	0
17. Payable for securities	2,083,268	0	2,083,268	0
18. Payable for securities lending	48,324,520	0	48,324,520	45,296,309
19. Funds held under reinsurance treaties (with \$0 authorized reinsurers, \$0 unauthorized reinsurers and \$0 certified reinsurers).....	0	0	0	0
20. Reinsurance in unauthorized and certified (\$0) companies	0	0	0	0
21. Net adjustments in assets and liabilities due to foreign exchange rates	0	0	0	0
22. Liability for amounts held under uninsured plans	31,337,776	0	31,337,776	46,051,923
23. Aggregate write-ins for other liabilities (including \$179,235 current)	567,064	0	567,064	474,419
24. Total liabilities (Lines 1 to 23)	1,091,794,718	94,314,584	1,186,109,302	1,321,873,715
25. Aggregate write-ins for special surplus funds	XXX	XXX	0	0
26. Common capital stock	XXX	XXX	1,000,020	1,000,020
27. Preferred capital stock	XXX	XXX	0	0
28. Gross paid in and contributed surplus	XXX	XXX	684,630,733	684,630,733
29. Surplus notes	XXX	XXX	0	0
30. Aggregate write-ins for other-than-special surplus funds	XXX	XXX	0	0
31. Unassigned funds (surplus)	XXX	XXX	592,922,403	390,518,143
32. Less treasury stock, at cost:				
32.10 shares common (value included in Line 26 \$0)	XXX	XXX	0	0
32.20 shares preferred (value included in Line 27 \$0)	XXX	XXX	0	0
33. Total capital and surplus (Lines 25 to 31 minus Line 32)	XXX	XXX	1,278,553,157	1,076,148,896
34. Total liabilities, capital and surplus (Lines 24 and 33)	XXX	XXX	2,464,662,459	2,398,022,611
DETAILS OF WRITE-INS				
2301. Premium Payable	1,244	0	1,244	0
2302. Unclaimed Property	565,820	0	565,820	474,419
2303.				
2398. Summary of remaining write-ins for Line 23 from overflow page	0	0	0	0
2399. Totals (Lines 2301 through 2303 plus 2398)(Line 23 above)	567,064	0	567,064	474,419
2501.	XXX	XXX	0	0
2502.	XXX	XXX		
2503.	XXX	XXX		
2598. Summary of remaining write-ins for Line 25 from overflow page	XXX	XXX	0	0
2599. Totals (Lines 2501 through 2503 plus 2598)(Line 25 above)	XXX	XXX	0	0
3001.	XXX	XXX	0	0
3002.	XXX	XXX		
3003.	XXX	XXX		
3098. Summary of remaining write-ins for Line 30 from overflow page	XXX	XXX	0	0
3099. Totals (Lines 3001 through 3003 plus 3098)(Line 30 above)	XXX	XXX	0	0

STATEMENT OF REVENUE AND EXPENSES

	Current Year To Date		Prior Year To Date	Prior Year Ended December 31
	1 Uncovered	2 Total	3 Total	4 Total
1. Member Months	XXX	4,754,988	4,731,266	6,376,303
2. Net premium income (including \$0 non-health premium income).....	XXX	7,884,386,415	6,757,790,342	9,134,057,444
3. Change in unearned premium reserves and reserve for rate credits.....	XXX	81,367,733	0	82,001,496
4. Fee-for-service (net of \$0 medical expenses).....	XXX	0	0	0
5. Risk revenue	XXX	0	0	0
6. Aggregate write-ins for other health care related revenues	XXX	0	0	0
7. Aggregate write-ins for other non-health revenues	XXX	0	0	0
8. Total revenues (Lines 2 to 7)	XXX	7,965,754,148	6,757,790,342	9,216,058,939
Hospital and Medical:				
9. Hospital/medical benefits	634,037,265	5,627,663,558	5,033,384,741	7,016,957,901
10. Other professional services	11,115,658	98,661,675	134,737,128	168,291,283
11. Outside referrals	0	0	0	0
12. Emergency room and out-of-area	16,835,305	149,428,812	138,723,691	186,531,011
13. Prescription drugs	113,595,016	1,008,260,189	506,113,950	629,493,203
14. Aggregate write-ins for other hospital and medical	0	0	0	0
15. Incentive pool, withhold adjustments and bonus amounts	0	49,980,239	39,397,631	53,139,016
16. Subtotal (Lines 9 to 15)	775,583,244	6,933,994,474	5,852,357,141	8,054,412,414
Less:				
17. Net reinsurance recoveries	0	0	0	0
18. Total hospital and medical (Lines 16 minus 17)	775,583,244	6,933,994,474	5,852,357,141	8,054,412,414
19. Non-health claims (net)	0	0	0	0
20. Claims adjustment expenses, including \$338,646,939 cost containment expenses	0	369,227,410	345,969,117	486,550,844
21. General administrative expenses	0	545,802,782	497,707,824	718,369,588
22. Increase in reserves for life and accident and health contracts (including \$0 increase in reserves for life only)	0	0	0	51,256,302
23. Total underwriting deductions (Lines 18 through 22).....	775,583,244	7,849,024,665	6,696,034,082	9,310,589,149
24. Net underwriting gain or (loss) (Lines 8 minus 23)	XXX	116,729,483	61,756,260	(94,530,209)
25. Net investment income earned	0	60,164,543	66,851,114	88,547,082
26. Net realized capital gains (losses) less capital gains tax of \$861,318	0	3,234,487	733,839	2,021,777
27. Net investment gains (losses) (Lines 25 plus 26)	0	63,399,029	67,584,953	90,568,859
28. Net gain or (loss) from agents' or premium balances charged off [(amount recovered \$0) (amount charged off \$0)].....	0	0	0	0
29. Aggregate write-ins for other income or expenses	0	65	54	58
30. Net income or (loss) after capital gains tax and before all other federal income taxes (Lines 24 plus 27 plus 28 plus 29)	XXX	180,128,576	129,341,267	(3,961,292)
31. Federal and foreign income taxes incurred	XXX	31,081,153	30,868,457	14,585,981
32. Net income (loss) (Lines 30 minus 31)	XXX	149,047,423	98,472,810	(18,547,272)
DETAILS OF WRITE-INS				
0601.	XXX	0	0	0
0602.	XXX	0	0	0
0603.	XXX	0	0	0
0698. Summary of remaining write-ins for Line 6 from overflow page	XXX	0	0	0
0699. Totals (Lines 0601 through 0603 plus 0698)(Line 6 above)	XXX	0	0	0
0701.	XXX	0	0	0
0702.	XXX	0	0	0
0703.	XXX	0	0	0
0798. Summary of remaining write-ins for Line 7 from overflow page	XXX	0	0	0
0799. Totals (Lines 0701 through 0703 plus 0798)(Line 7 above)	XXX	0	0	0
1401.	0	0	0	0
1402.	0	0	0	0
1403.	0	0	0	0
1498. Summary of remaining write-ins for Line 14 from overflow page	0	0	0	0
1499. Totals (Lines 1401 through 1403 plus 1498)(Line 14 above)	0	0	0	0
2901. Miscellaneous Income	0	65	54	58
2902.	0	0	0	0
2903.	0	0	0	0
2998. Summary of remaining write-ins for Line 29 from overflow page	0	0	0	0
2999. Totals (Lines 2901 through 2903 plus 2998)(Line 29 above)	0	65	54	58

STATEMENT OF REVENUE AND EXPENSES (Continued)

	1 Current Year to Date	2 Prior Year to Date	3 Prior Year Ended December 31
CAPITAL AND SURPLUS ACCOUNT			
33. Capital and surplus prior reporting year.....	1,076,148,896	1,080,181,654	1,080,181,654
34. Net income or (loss) from Line 32	149,047,423	98,472,810	(18,547,272)
35. Change in valuation basis of aggregate policy and claim reserves	0	0	0
36. Change in net unrealized capital gains (losses) less capital gains tax of \$0	1,162,080	1,160,091	952,734
37. Change in net unrealized foreign exchange capital gain or (loss)	0	0	0
38. Change in net deferred income tax	0	0	31,601,627
39. Change in nonadmitted assets	52,194,757	(60,776,168)	(78,039,846)
40. Change in unauthorized and certified reinsurance	0	0	0
41. Change in treasury stock	0	0	0
42. Change in surplus notes	0	0	0
43. Cumulative effect of changes in accounting principles.....	0	0	0
44. Capital Changes:			
44.1 Paid in	0	0	0
44.2 Transferred from surplus (Stock Dividend).....	0	0	0
44.3 Transferred to surplus.....	0	0	0
45. Surplus adjustments:			
45.1 Paid in	0	0	60,000,000
45.2 Transferred to capital (Stock Dividend)	0	0	0
45.3 Transferred from capital	0	0	0
46. Dividends to stockholders	0	0	0
47. Aggregate write-ins for gains or (losses) in surplus	0	0	0
48. Net change in capital & surplus (Lines 34 to 47)	202,404,260	38,856,733	(4,032,758)
49. Capital and surplus end of reporting period (Line 33 plus 48)	1,278,553,157	1,119,038,387	1,076,148,896
DETAILS OF WRITE-INS			
4701.	0	0	0
4702.			
4703.			
4798. Summary of remaining write-ins for Line 47 from overflow page	0	0	0
4799. Totals (Lines 4701 through 4703 plus 4798)(Line 47 above)	0	0	0

STATEMENT AS OF SEPTEMBER 30, 2025 OF THE Arcadian Health Plan, Inc.

CASH FLOW

	1 Current Year To Date	2 Prior Year To Date	3 Prior Year Ended December 31
Cash from Operations			
1. Premiums collected net of reinsurance	7,843,873,364	6,763,467,955	9,095,914,063
2. Net investment income	66,411,690	69,218,520	89,542,701
3. Miscellaneous income	0	0	0
4. Total (Lines 1 to 3)	7,910,285,053	6,832,686,475	9,185,456,765
5. Benefit and loss related payments	6,940,206,881	5,724,589,567	7,933,083,280
6. Net transfers to Separate Accounts, Segregated Accounts and Protected Cell Accounts	0	0	0
7. Commissions, expenses paid and aggregate write-ins for deductions	957,835,828	918,172,029	1,417,847,567
8. Dividends paid to policyholders	0	0	0
9. Federal and foreign income taxes paid (recovered) net of \$ 513,189 tax on capital gains (losses)	(15,940,113)	27,422,873	27,539,050
10. Total (Lines 5 through 9)	7,882,102,595	6,670,184,469	9,378,469,897
11. Net cash from operations (Line 4 minus Line 10)	28,182,458	162,502,006	(193,013,132)
Cash from Investments			
12. Proceeds from investments sold, matured or repaid:			
12.1 Bonds	568,347,931	267,065,907	445,342,437
12.2 Stocks	0	0	0
12.3 Mortgage loans	0	0	0
12.4 Real estate	0	0	0
12.5 Other invested assets	0	0	0
12.6 Net gains or (losses) on cash, cash equivalents and short-term investments	(27)	2,322	4,688
12.7 Miscellaneous proceeds	2,083,268	0	0
12.8 Total investment proceeds (Lines 12.1 to 12.7)	570,431,172	267,068,230	445,347,124
13. Cost of investments acquired (long-term only):			
13.1 Bonds	263,971,542	397,734,839	616,417,473
13.2 Stocks	0	0	0
13.3 Mortgage loans	0	0	0
13.4 Real estate	0	0	0
13.5 Other invested assets	0	0	0
13.6 Miscellaneous applications	3,028,211	39,663,954	46,254,561
13.7 Total investments acquired (Lines 13.1 to 13.6)	266,999,754	437,398,792	662,672,034
14. Net increase/(decrease) in contract loans and premium notes	0	0	0
15. Net cash from investments (Line 12.8 minus Line 13.7 and Line 14)	303,431,418	(170,330,563)	(217,324,910)
Cash from Financing and Miscellaneous Sources			
16. Cash provided (applied):			
16.1 Surplus notes, capital notes	0	0	0
16.2 Capital and paid in surplus, less treasury stock	0	0	60,000,000
16.3 Borrowed funds	0	0	0
16.4 Net deposits on deposit-type contracts and other insurance liabilities	0	0	0
16.5 Dividends to stockholders	0	0	0
16.6 Other cash provided (applied)	(105,780,651)	139,023,761	182,932,404
17. Net cash from financing and miscellaneous sources (Line 16.1 through Line 16.4 minus Line 16.5 plus Line 16.6)	(105,780,651)	139,023,761	242,932,404
RECONCILIATION OF CASH, CASH EQUIVALENTS AND SHORT-TERM INVESTMENTS			
18. Net change in cash, cash equivalents and short-term investments (Line 11, plus Lines 15 and 17)	225,833,226	131,195,204	(167,405,639)
19. Cash, cash equivalents and short-term investments:			
19.1 Beginning of year	118,048,214	285,453,853	285,453,853
19.2 End of period (Line 18 plus Line 19.1)	343,881,440	416,649,057	118,048,214

Note: Supplemental disclosures of cash flow information for non-cash transactions:

--	--	--	--

STATEMENT AS OF SEPTEMBER 30, 2025 OF THE Arcadian Health Plan, Inc.

EXHIBIT OF PREMIUMS, ENROLLMENT AND UTILIZATION

	1 Total	Comprehensive (Hospital & Medical)		4 Medicare Supplement	5 Vision Only	6 Dental Only	7 Federal Employees Health Benefits Plan	8 Title XVIII Medicare	9 Title XIX Medicaid	10 Credit A&H	11 Disability Income	12 Long-Term Care	13 Other Health	14 Other Non-Health
		2 Individual	3 Group											
Total Members at end of:														
1. Prior Year	548,020	0	0	0	0	0	0	513,030	34,990	0	0	0	0	0
2. First Quarter	529,593	0	0	0	0	0	0	495,048	34,545	0	0	0	0	0
3. Second Quarter	531,729	0	0	0	0	0	0	496,600	35,129	0	0	0	0	0
4. Third Quarter	531,183	0	0	0	0	0	0	497,144	34,039	0	0	0	0	0
5. Current Year	0	0	0	0	0	0	0	0	0	0	0	0	0	0
6. Current Year Member Months	4,754,988	0	0	0	0	0	0	4,444,338	310,650	0	0	0	0	0
Total Member Ambulatory Encounters for Period:														
7. Physician	9,694,043	0	0	0	0	0	0	8,795,693	898,350	0	0	0	0	0
8. Non-Physician	7,288,707	0	0	0	0	0	0	4,892,123	2,396,584	0	0	0	0	0
9. Total	16,982,750	0	0	0	0	0	0	13,687,816	3,294,934	0	0	0	0	0
10. Hospital Patient Days Incurred	2,959,218	0	0	0	0	0	0	1,219,359	1,739,859	0	0	0	0	0
11. Number of Inpatient Admissions	177,924	0	0	0	0	0	0	104,142	73,782	0	0	0	0	0
12. Health Premiums Written (a)	7,884,386,415	0	0	0	0	0	0	6,943,622,398	940,764,017	0	0	0	0	0
13. Life Premiums Direct	0	0	0	0	0	0	0	0	0	0	0	0	0	0
14. Property/Casualty Premiums Written	0	0	0	0	0	0	0	0	0	0	0	0	0	0
15. Health Premiums Earned.....	7,965,754,148	0	0	0	0	0	0	6,943,622,398	1,022,131,750	0	0	0	0	0
16. Property/Casualty Premiums Earned	0	0	0	0	0	0	0	0	0	0	0	0	0	0
17. Amount Paid for Provision of Health Care Services.....	6,946,940,315	0	0	0	0	0	0	5,937,485,382	1,009,454,934	0	0	0	0	0
18. Amount Incurred for Provision of Health Care Services	6,933,994,474	0	0	0	0	0	0	5,941,676,589	992,317,885	0	0	0	0	0

(a) For health premiums written: amount of Medicare Title XVIII exempt from state taxes or fees \$6,943,622,398

UNDERWRITING AND INVESTMENT EXHIBIT

ANALYSIS OF CLAIMS UNPAID - PRIOR YEAR - NET OF REINSURANCE

Line of Business	Claims Paid Year to Date		Liability End of Current Quarter		5 Claims Incurred in Prior Years (Columns 1 + 3)	6 Estimated Claim Reserve and Claim Liability December 31 of Prior Year
	1 On Claims Incurred Prior to January 1 of Current Year	2 On Claims Incurred During the Year	3 On Claims Unpaid Dec. 31 of Prior Year	4 On Claims Incurred During the Year		
1. Comprehensive (hospital and medical) individual	0	0	0	0	0	0
2. Comprehensive (hospital and medical) group	0	0	0	0	0	0
3. Medicare Supplement	0	0	0	0	0	0
4. Vision only	0	0	0	0	0	0
5. Dental only	0	0	0	0	0	0
6. Federal Employees Health Benefits Plan	0	0	0	0	0	0
7. Title XVIII - Medicare	384,085,798	5,490,149,181	38,378,138	705,051,100	422,463,936	759,729,591
8. Title XIX - Medicaid	127,128,309	882,326,625	544,085	114,949,993	127,672,394	132,631,126
9. Credit A&H	0	0	0	0	0	0
10. Disability Income	0	0	0	0	0	0
11. Long-term care	0	0	0	0	0	0
12. Other health	0	0	0	0	0	0
13. Health subtotal (Lines 1 to 12)	511,214,107	6,372,475,806	38,922,223	820,001,093	550,136,330	892,360,717
14. Health care receivables (a)	33,686,507	223,935,597	0	0	33,686,507	291,383,827
15. Other non-health	0	0	0	0	0	0
16. Medical incentive pools and bonus amounts	63,250,402	0	1,944,554	54,344,273	65,194,956	69,558,990
17. Totals (Lines 13 - 14 + 15 + 16)	540,778,002	6,148,540,209	40,866,777	874,345,366	581,644,779	670,535,880

(a) Excludes \$ 1,250,110 loans or advances to providers not yet expensed.

NOTES TO THE FINANCIAL STATEMENTS

1. Summary of Significant Accounting Policies and Going Concern

A. Accounting Practices

The financial statements of the Company are presented on the basis of accounting practices prescribed or permitted by the Commonwealth of Kentucky Department of Insurance.

The Commonwealth of Kentucky Department of Insurance (the Department) recognizes only statutory accounting practices prescribed or permitted by the State of Kentucky for determining and reporting the financial condition and results of operations of an insurance company, for determining its solvency under the Kentucky Insurance Law. The National Association of Insurance Commissioners' (NAIC) Accounting Practices and Procedures manual (NAIC SSAP) has been adopted as a component of prescribed or permitted practices by the State of Kentucky. The Commissioner of Insurance has the right to permit other specific practices that deviate from prescribed practices. No deviations from the Codification currently exist.

A reconciliation of the Company's net income and capital and surplus between NAIC SSAP and practices prescribed and permitted by the State of Kentucky is shown below:

	SSAP #	F/S Page	F/S Line #	2025	2024
Net Income/(Loss)					
1. Arcadian Health Plan, Inc. Kentucky basis	xxx	xxx	xxx	\$ 149,047,423	\$ (18,547,272)
2. State Prescribed Practices that is an increase/(decrease) NAIC SSAP				-	-
3. State Permitted Practices that is an increase/(decrease) NAIC				-	-
4. NAIC SSAP	xxx	xxx	xxx	<u>\$ 149,047,423</u>	<u>\$ (18,547,272)</u>
Surplus					
5. Arcadian Health Plan, Inc. Kentucky basis	xxx	xxx	xxx	\$ 1,278,553,157	\$ 1,076,148,896
6. State Prescribed Practices that is an increase/(decrease) NAIC SSAP				-	-
7. State Permitted Practices that is an increase/(decrease) NAIC SSAP				-	-
8. NAIC SSAP	xxx	xxx	xxx	<u>\$ 1,278,553,157</u>	<u>\$ 1,076,148,896</u>

B. Use of Estimates in the Preparation of the Financial Statements

The preparation of financial statements in conformity with Statutory Accounting Principles requires management to make estimates and assumptions that affect the reported amounts of assets and liabilities. It also requires disclosure of contingent assets and liabilities at the date of the financial statements and the reported amounts of revenue and expenses during the period. These estimates are based on knowledge of current events and anticipated future events, and accordingly, actual results could differ from those estimates.

C. Accounting Policy

Premiums are reported as earned in the period in which members are entitled to receive services, and are net of retroactive membership adjustments. Retroactive membership adjustments result from enrollment changes not yet processed, or not yet reported by an employer group or the government. Premiums received prior to such period are recorded as advance premiums.

Benefits incurred and loss adjustment expenses include claim payments, capitation payments, pharmacy costs net of rebates, allocations of certain centralized expenses, legal and administrative costs to settle claims, and various other costs incurred to provide health insurance coverage to members, as well as estimates of future payments to hospitals and others for medical care provided prior to the date of the statements of admitted assets, liabilities and surplus. Capitation payments represent monthly contractual fees disbursed to participating primary care physicians, and other providers who are responsible for providing medical care to members. Pharmacy costs represent payments for members' prescription drug benefits, net of rebates from drug manufacturers.

In addition, the Company uses the following accounting policies:

- (1) Short-term investments include investments mainly in U.S. Government obligations with a maturity of twelve months or less from the date of purchase. Short-term investments are recorded at amortized cost. The carrying value of short-term investments approximates fair value due to the short-term maturities of the investments.
- (2-4) Investments are valued and classified in accordance with methods prescribed by the NAIC. Bonds with an NAIC rating of 1 or 2 are carried at amortized cost, with all other bonds being recorded at the lower of amortized cost or fair value; redeemable preferred stocks are carried at amortized cost; and non-redeemable preferred stocks are carried at fair value. Common stocks are carried at fair value.

The Company regularly evaluates investment securities for impairment. For all securities other than loan-backed and structured securities, the Company considers factors affecting the investee, factors affecting the industry the investee operates within, and general debt and equity market trends. The Company also considers the length of time an investment's fair value has been below carrying value,

NOTES TO THE FINANCIAL STATEMENTS

the near term prospects for recovery to carrying value, and the Company's intent and ability to hold the investment until maturity or market recovery is realized. If and when a determination is made that a decline in fair value below the cost basis is other-than-temporary, the related investment is written down to its estimated fair value through earnings.

Amortization of bond premium or discount is computed using the scientific interest method.

Income from investments is recorded on an accrual basis. For the purpose of determining realized gains and losses, the cost of securities sold is based upon specific identification. Investment income due and accrued over 90 days past due is nonadmitted.

- (5) Not Applicable.
- (6) For loan backed and structured securities where the securities fair value is less than the amortized cost, the Company considers several factors to determine if the security's impairment is other-than-temporary. If the Company has the intent to sell the security or if the Company does not have the intent and ability to retain the security until recovery of its fair value, the related investment is written down to its estimated fair value through earnings. If, however, the Company has the intent and ability to retain the security until recovery of its fair value, the Company considers factors affecting the investee, factors affecting the industry the investee operates within, and general debt and equity market trends. The Company also considers the length of time an investment's fair value has been below carrying value and the near term prospects for recovery to carrying value. If the determination is made, based on these factors, that the Company does expect to recover the entire amortized cost of the security, then an other-than-temporary impairment has not occurred. If, however, the determination is made that the Company does not expect to recover the entire amortized cost of the security based on the factors noted above, the Company recognizes a realized loss in earnings for the non-interest related decline. No loss is recognized for the interest impairment.
- (7) Not Applicable.
- (8) Not Applicable.
- (9) Not Applicable.
- (10-11) The estimates of future medical benefit payments are developed using actuarial methods and assumptions based upon claim payment patterns, medical cost inflation, historical development such as claim inventory levels and claim receipt patterns, and other relevant factors. Corresponding administrative costs to process outstanding claims are estimated and accrued. Estimates of future payments relating to services incurred in the current and prior periods are continually reviewed by management and adjusted as necessary.

The Company assesses the profitability of its contracts for providing health insurance coverage to its members when current operating results or forecasts indicate probable future losses. The Company records a premium deficiency liability in current operations to the extent that the sum of expected future medical costs, claim adjustment expenses and maintenance costs exceed related future premiums. Investment income is utilized in the calculation of the premium deficiency liability.

Management believes the Company's benefits payable and loss adjustment expense are adequate to cover future claims and loss adjustment expense payments required, however, such estimates are based on knowledge of current events and anticipated future events and, therefore, the actual liability could differ from the amounts provided.

- (12) The Company has not modified its capitalization policy from the prior period.

Equipment is stated at cost less accumulated depreciation. Depreciation expense is computed using the straight-line method over estimated useful lives generally ranging from three to five years. Improvements to leased facilities are depreciated over the shorter of the remaining lease term or the anticipated life of the improvement.

The Company recognizes an asset or liability for the deferred tax consequences of temporary differences between the tax basis of assets or liabilities and their reported amounts in the financial statements. The temporary differences will result in taxable or deductible amounts in future years when the reported amounts of the assets or liabilities are recovered or settled.

- (13) The Company estimates anticipated Pharmacy Rebate Receivables using the analysis of historical recovery patterns.
- (14) Not Applicable.
- (15) Not Applicable.

D. Going Concern

Management of the Company has evaluated the Company's ability to continue as a going concern under SSAP No. 1, Accounting Policies, Risks & Uncertainties, and Other Disclosures (SSAP No. 1). The Company has experienced operating gains and losses in recent periods. It required a capital contribution from Humana in 2024. As a result of this, Humana will monitor and provide capital as necessary for the Company to remain in compliance with the capital requirements mandated by its domiciliary state, which will be the state of Kentucky starting in 2025. After this consideration, management of the Company has determined that there is no substantial doubt about its ability to continue as a going concern.

NOTES TO THE FINANCIAL STATEMENTS

2. Accounting Changes and Corrections of Errors

Not Applicable.

3. Business Combinations and Goodwill

A. Statutory Purchase Method

Not Applicable.

B. Statutory Merger

Not Applicable.

C. Assumption Reinsurance

Not Applicable.

D. Impairment Loss

Not Applicable.

E. Subcomponents and Calculation of Adjusted Surplus and Total Admitted Goodwill

Not Applicable.

4. Discontinued Operations

Not Applicable.

5. Investments

A. Mortgage Loans, Including Mezzanine Real Estate Loans

Not Applicable.

B. Debt Restructuring

Not Applicable.

C. Reverse Mortgages

Not Applicable.

D. Asset-Backed Securities

(1) Prepayment assumptions for mortgage-backed/loan-backed and structured securities were obtained from industry market sources.

(2) Not Applicable.

(3) Not Applicable.

(4) The Company does not have any investments in an other-than-temporary impairment position at September 30, 2025.

Gross unrealized losses and related fair value of temporarily impaired securities that have been in a continuous unrealized loss position were as follows at September 30, 2025:

(a) The aggregate amount of unrealized losses:

1. Less than Twelve Months	\$	(324,792)
2. Twelve Months or Longer	\$	(36,043,326)

(b) The aggregate related fair value of securities with unrealized losses:

1. Less than Twelve Months	\$	19,871,849
2. Twelve Months or Longer	\$	282,658,336

(5) Unrealized losses are primarily due to increases in market interest rates and tighter liquidity conditions in the current markets than when the securities were purchased. All issuers of securities trading at an unrealized loss remain current on all contractual payments and the Company believes it is probable that all amounts due according to the contractual terms of the debt securities are collectible. After taking into account these and other factors, including the severity of the decline and the Company's ability and intent to hold these securities until recovery or maturity, the Company determined the unrealized losses on these investment securities were temporary and, as such, no impairment was required.

NOTES TO THE FINANCIAL STATEMENTS

E. Dollar Repurchase Agreements and/or Securities Lending Transactions

(1) The Company participates in securities lending transactions. The book/adjusted carrying value and fair value of securities on loan at September 30, 2025 and December 31, 2024 was \$77,246,228 and \$63,391,658, respectively. Book/adjusted carrying value approximates fair value due to the short-term maturity of the investments. The Company maintains effective control over the loaned securities and requires collateral initially equal to at least 102% of the market value of the loaned securities. Collateral received consists of cash and fixed-income securities. Non-cash collateral is not recorded in the statements of assets, liabilities, capital and surplus, as the Company does not have the right to sell, pledge, or otherwise reinvest the non-cash collateral. The Company did not have OTTI on invested collateral at September 30, 2025 and December 31, 2024.

(2) The Company has not pledged any of its assets as collateral that are not reclassified and separately reported in the statement of assets, liabilities, capital and surplus.

(3) Collateral Received

a. The aggregate amounts of contractually obligated open collateral positions and the corresponding liabilities that represented the Company's obligations to return the collateral at September 30, 2025 and December 31, 2024 were as follows:

	September 30, 2025	December 31, 2024
(1) Securities Lending		
a. Open	\$ -	\$ -
b. 30 days or less	48,324,520	45,296,309
c. 31 to 60 days	-	-
d. 61 to 90 days	-	-
e. Greater than 90 days	-	-
f. Sub-total (Sum of a+b+c+d+e)	<u>48,324,520</u>	<u>45,296,309</u>
g. Securities received	<u>30,617,938</u>	<u>19,789,734</u>
h. Total collateral received (f+g)	<u>\$ 78,942,458</u>	<u>\$ 65,086,042</u>

b. The fair value of the collateral and the portion of the collateral that was sold or repledged was \$78,942,458 and \$65,086,042, at September 30, 2025 and December 31, 2024, respectively.

c. Cash collateral is invested in fixed income, short-term and cash equivalent securities and the offsetting collateral liability is included in payable for securities lending in the statements of assets, liabilities, capital and surplus. Non-cash collateral consists of fixed income debt securities.

(4) The Company did not have any securities lending transactions administered by an affiliated agent which were "one-line" at September 30, 2025 and December 31, 2024.

(5) Collateral Reinvested

a. The aggregate amounts of reinvested cash collateral and securities available to repledge by maturity term at September 30, 2025 and December 31, 2024 were as follows:

(1) Securities Lending	September 30, 2025		December 31, 2024	
	Amortized		Amortized	
	Cost	Fair Value	Cost	Fair Value
a. Open	\$ -	\$ -	\$ -	\$ -
b. 30 days or less	32,519,192	32,519,177	31,550,030	31,550,278
c. 31 to 60 days	11,485,883	11,486,009	8,441,554	8,441,597
d. 61 to 90 days	1,468,120	1,468,144	649,458	649,294
e. 91 to 120 days	949,960	950,161	974,186	974,089
f. 121 to 180 days	690,880	691,168	865,944	866,213
g. 181 to 365 days	1,209,041	1,209,861	2,814,316	2,814,838
h. 1 to 2 years	-	-	-	-
i. 2 to 3 years	-	-	-	-
j. Greater than 3 years	-	-	-	-
k. Sub-total (Sum of a through j)	<u>48,323,076</u>	<u>48,324,520</u>	<u>45,295,488</u>	<u>45,296,309</u>
l. Securities reinvested	<u>-</u>	<u>-</u>	<u>-</u>	<u>-</u>
m. Total collateral reinvested (k+l)	<u>\$ 48,323,076</u>	<u>\$ 48,324,520</u>	<u>\$ 45,295,488</u>	<u>\$ 45,296,309</u>

b. The Company did not have maturity dates of the collateral to be returned that did not match the invested assets at September 30, 2025 and December 31, 2024.

(6) The Company accepts non-cash collateral through its participation in securities lending transactions with its lending agent. Non-cash collateral generally consists of U.S. government securities which are not recorded in the statements of assets, liabilities, capital and surplus as the Company does not have the right to sell, pledge or otherwise reinvest these securities unless the counterparty defaults. The aggregate fair value of non-cash collateral accepted was \$30,617,938 and \$19,789,734, at September 30, 2025 and December 31, 2024, respectively.

NOTES TO THE FINANCIAL STATEMENTS

(7) The Company had no cash or non-cash collateral for securities lending transactions that extended beyond one year at September 30, 2025 and December 31, 2024, respectively.

F. Repurchase Agreements Transactions Accounted for as Secured Borrowing

Not Applicable.

G. Reverse Repurchase Agreements Transactions Accounted for as Secured Borrowing

Not Applicable.

H. Repurchase Agreements Transactions Accounted for as a Sale

Not Applicable.

I. Reverse Repurchase Agreements Transactions Accounted for as a Sale

Not Applicable.

J. Real Estate

Not Applicable.

K. Low-Income Housing Tax Credits (LIHTC)

Not Applicable.

L. Restricted Assets

(1) Restricted Assets (Including Pledged)

Restricted Asset Category	1	2	3	4	5	6	7
	Total Gross (Admitted & Nonadmitted) Restricted from Current Year	Total Gross (Admitted & Nonadmitted) Restricted from Prior Year	Increase/ (Decrease) (1 minus 2)	Total Current Year Nonadmitted Restricted	Total Current Year Admitted Restricted (1 minus 4)	Percentage Gross (Admitted & Nonadmitted) Restricted to Total Assets (a)	Percentage Admitted Restricted to Total Admitted Assets (b)
a. Subject to contractual obligation for which liability is not shown	\$ -	\$ -	\$ -	\$ -	\$ -	-%	-%
b. Collateral held under security lending agreements	48,324,520	45,296,309	3,028,211	-	48,324,520	1.90%	1.96%
c. Subject to repurchase agreements	-	-	-	-	-	-	-
d. Subject to reverse repurchase agreements	-	-	-	-	-	-	-
e. Subject to dollar repurchase agreements	-	-	-	-	-	-	-
f. Subject to dollar reverse repurchase agreements	-	-	-	-	-	-	-
g. Placed under option contracts	-	-	-	-	-	-	-
h. Letter stock or securities restricted to sale – excluding FHLB capital stock	-	-	-	-	-	-	-
i. FHLB capital stock	-	-	-	-	-	-	-
j. On deposit with states	11,837,950	12,137,694	(299,744)	-	11,837,950	0.47%	0.48%
k. On deposit with other regulatory bodies	-	-	-	-	-	-	-
l. Pledged collateral to FHLB (including assets backing funding agreements)	-	-	-	-	-	-	-
m. Pledged as collateral not captured in other categories	-	-	-	-	-	-	-
n. Other restricted assets	-	-	-	-	-	-	-
o. Total Restricted Assets	\$ 60,162,470	\$ 57,434,003	\$ 2,728,467	-	\$ 60,162,470	2.37%	2.44%

(2) Detail of Assets Pledged as Collateral Not Captured in Other Categories (Contracts that Share Similar Characteristics, Such as Reinsurance and Derivatives, Are Reported in the Aggregate)

Not Applicable.

NOTES TO THE FINANCIAL STATEMENTS

- (3) Detail of Other Restricted Assets Categories (Contracts that Share Similar Characteristics, Such as Reinsurance and Derivatives, Are Reported in the Aggregate)

Not Applicable.

- (4) Collateral Received and Reflected as Assets Within the Reporting Entity's Financial Statements

Not Applicable.

- M. Working Capital Finance Investments

Not Applicable.

- N. Offsetting and Netting of Assets and Liabilities

Not Applicable.

- O. 5GI* Securities

Not Applicable.

- P. Short Sales

Not Applicable.

- Q. Prepayment Penalty and Acceleration Fees

Not Applicable.

- R. Share of Cash Pool by Asset Type

Not Applicable.

- S. Aggregate Collateral Loans by Qualifying Investment Collateral

Not Applicable.

6. Joint Ventures, Partnerships and Limited Liability Companies

- A. The Company has no investments in Joint Ventures, Partnerships or Limited Liability Companies that exceed 10.0 percent of its admitted assets.
- B. The Company did not recognize any impairment write down for its investments in Joint Ventures, Partnerships and Limited Liability Companies during the statement periods.

7. Investment Income

- A. Due and accrued income was excluded from surplus on the following basis:

All investment income due and accrued with amounts that are over 90 days past due with the exception of mortgage loans in default.

- B. The total amount excluded was \$0.

- C. The gross, nonadmitted and admitted amounts for interest income due and accrued.

Interest Income Due and Accrued	Amount
1. Gross	\$ 9,300,370
2. Nonadmitted	\$ -
3. Admitted	\$ 9,300,370

- D. The aggregate deferred interest.

Aggregate Deferred Interest	Amount
	\$ -

- E. The cumulative amounts of paid-in-kind (PIK) interest included in the current principal balance.

Cumulative amounts of PIK interest included in the current principal balance	Amount
	\$ -

8. Derivative Instruments

Not Applicable.

NOTES TO THE FINANCIAL STATEMENTS

9. Income Taxes

The Inflation Reduction Act (Act) was enacted on August 16, 2022 and included a new corporate alternative minimum tax (CAMT). The Act and the CAMT went into effect for tax years beginning after 2022. The Company is an applicable corporation for 2025 as the average adjusted financial statement income for Humana Inc. and Subsidiaries for the applicable three-tax-year period exceeds the \$1 billion income-based threshold. However, the Company does not expect to incur a CAMT liability in 2025 as its regular tax liability is expected to exceed the tentative minimum tax. Further, no other taxable entities or taxable groups within the Company's structure are expected to exceed the average adjusted financial statement income threshold. The Company has not made an accounting policy election to disregard CAMT when evaluating the need for a valuation allowance for its non-CAMT DTAs.

No material change since year-end December 31, 2024.

10. Information Concerning Parent, Subsidiaries and Affiliates

A.-B. The Company has several management contracts with Humana Inc. and other related parties whereby the Company is provided with medical and executive management, information systems, claims processing, billing and enrollment, and telemarketing and other services as required by the Company. Management fees charged to operations for the years ended December 31, 2024 and 2023 were \$678,620,257 and \$626,005,769, respectively. As a part of this agreement, Humana Inc. makes cash disbursements on behalf of the Company which includes, but is not limited to, medical related items, general and administrative expenses, commissions and payroll. The Company continues to be primarily liable for any outstanding payments made on behalf of the Company, should Humana Inc. not be able to fulfill its obligations.

The Company has various related party agreements with no material change since year-end December 31, 2024.

No dividends or returns of capital were paid by the Company as of September 30, 2025.

C. (1) Detail of Material Related Party Transactions

The Company has related party transactions with no material change since year-end December 31, 2024.

(2) Detail of Material Related Party Transactions Involving Services

The Company has related party transactions involving services with no material change since year-end December 31, 2024.

(3) Detail of Material Related Party Transactions Exchange of Assets and Liabilities

Not Applicable.

(4) Detail of Amounts Owed To/From a Related Party

The Company has amounts owed to/from a related party with no material change since year-end December 31, 2024.

D. At September 30, 2025, the Company reported \$39,051,163 due to Humana Inc. Amounts due to or from parent are generally settled within 90 days.

E. Not Applicable.

F. Not Applicable.

G. All outstanding shares of the Company are owned by the Parent Company.

H. Not Applicable.

I. Not Applicable.

J. Not Applicable.

K. Not Applicable.

L. Not Applicable.

M. All SCA Investments

Not Applicable.

N. Investment in Insurance SCA

Not Applicable.

O. SCA Loss Tracking

Not Applicable.

NOTES TO THE FINANCIAL STATEMENTS

11. Debt

A. Debt Including Capital Notes

The Company has no debentures outstanding.

The Company has no capital notes outstanding.

The Company does not have any reverse repurchase agreements.

B. Federal Home Loan Bank (FHLB) Agreements

The Company does not have any FHLB agreements.

12. Retirement Plans, Deferred Compensation, Postemployment Benefits and Compensated Absences and Other Postretirement Benefit Plans

A.-D. Defined Benefit Plans

Not Applicable.

E. Defined Contribution Plans

Not Applicable.

F. Multiemployer Plans

Not Applicable.

G. Consolidated/Holding Company Plans

No material change since year-end December 31, 2024.

H. Postemployment Benefits and Compensated Absences

Not Applicable.

I. Impact of Medicare Modernization Act on Postretirement Benefits (INT 04-17)

Not Applicable.

13. Capital and Surplus, Shareholders' Dividend Restrictions and Quasi-Reorganizations

A. The Company has \$16.667 par value common stock with 60,000 shares authorized and 60,000 shares issued and 60,000 outstanding. All shares are common stock shares.

B. The Company has no preferred stock outstanding.

C.-E. No material change since year-end December 31, 2024.

F. There were no restrictions placed on the Company's surplus, including for whom the surplus is being held.

G. Not Applicable.

H. Not Applicable.

I. Not Applicable.

J. The portion of unassigned funds (surplus) represented or reduced by cumulative unrealized gains and losses is \$1,162,080.

K. Not Applicable.

L. Not Applicable.

M. Not Applicable.

14. Liabilities, Contingencies and Assessments

A. Contingent Commitments

Not Applicable.

B. Assessments

Not Applicable.

NOTES TO THE FINANCIAL STATEMENTS

C. Gain Contingencies

Not Applicable.

D. Claims related extra contractual obligation and bad faith losses stemming from lawsuits

Not Applicable.

E. Joint and Several Liabilities

Not Applicable.

F. All Other Contingencies

During the ordinary course of business, the Company is subject to pending and threatened legal actions. Management of the Company does not believe that any of these actions will have a material adverse effect on the Company's surplus, results of operations or cash flows. However, the likelihood or outcome of current or future legal proceedings cannot be accurately predicted, and they could adversely affect the Company's surplus, results of operations and cash flows.

On May 1, 2025, the Department of Justice (DOJ) filed a complaint in partial intervention related to a qui tam lawsuit filed by an individual formerly employed by eHealth, Inc., in the United States District Court for the District of Massachusetts. The intervened lawsuit is captioned *United States of America ex. rel. Andrew Shea v. eHealth, Inc., et al., Case No. 1:21-cv-11777-DJC*. The complaint alleges certain civil violations in connection with non-commission payments Humana made to three call center broker partners. The complaint also includes allegations relating to Humana's marketing of Medicare Advantage plans to Medicare-eligible beneficiaries under the age of 65. The action seeks damages and penalties on behalf of the United States under the federal False Claims Act. The court ordered the qui tam action unsealed following the filing of DOJ's complaint in partial intervention on May 1, 2025. Humana takes seriously its obligations to comply with applicable regulatory requirements and laws, and will vigorously defend against these allegations. This matter could lead to additional federal securities law and stockholder derivative allegations.

The Company is not aware of any other material contingent liabilities as of September 30, 2025.

15. Leases

Not Applicable.

16. Information about Financial Instruments With Off-Balance Sheet Risk and Financial Instruments With Concentrations of Credit Risk

The Company has no investment in Financial Instruments with Off-Balance Sheet Risk or Concentrations of Credit Risk.

17. Sale, Transfer and Servicing of Financial Assets and Extinguishments of Liabilities

A. Transfers of Receivables Reported as Sales

Not Applicable.

B. Transfer and Servicing of Financial Assets

Refer to Note 5E – *Dollar Repurchase Agreements and/or Securities Lending Transactions*.

C. Wash Sales

Not Applicable.

18. Gain or Loss to the Reporting Entity from Uninsured Plans and the Uninsured Portion of Partially Insured Plans

A. ASO Plans

Not Applicable.

B. ASC Plans

Not Applicable.

C. Medicare or Other Similarly Structured Cost Based Reimbursement Contract

(1) The Company records no revenue explicitly attributable to the cost share and reinsurance components of its Medicare or other similarly structured cost based reimbursement contracts.

(2) As of September 30, 2025, the Company has recorded a receivable from CMS of \$61,904,778 related to the cost share and reinsurance components of administered Medicare products. The Company does not have any receivables greater than 10% of the Company's accounts receivable from uninsured accident and health plans or \$10,000.

NOTES TO THE FINANCIAL STATEMENTS

- (3) As no revenue is recorded in connection with the cost share and reinsurance components of the Company's Medicare or other similarly structured cost based reimbursement contracts, the Company has recorded no allowances and reserves for adjustment of recorded revenues and receivables.
- (4) The Company has made no adjustment to revenue resulting from audit of receivables related to revenues recorded in the prior period.

19. Direct Premium Written/Produced by Managing General Agents/Third Party Administrators

Not Applicable.

20. Fair Value Measurements

- A. (1) The fair value of financial assets at September 30, 2025 were as follows:

	Level 1	Level 2	Level 3	Net Asset Value (NAV)	Total
a. Assets at fair value					
Bonds					
U.S. governments	\$ -	\$ -	\$ -	\$ -	-
Tax-exempt municipal	-	76,260	-	-	76,260
Residential mortgage and other-backed	-	2,005	-	-	2,005
Corporate debt securities	-	26,148,629	-	-	26,148,629
Total bonds	-	26,226,894	-	-	26,226,894
Total assets at fair value/NAV	\$ -	\$ 26,226,894	\$ -	\$ -	\$ 26,226,894
b. Liabilities at fair value	\$ -	\$ -	\$ -	\$ -	-
Total liabilities at fair value	\$ -	\$ -	\$ -	\$ -	-

The Company reports transfers between Level 1 and Level 2 of the fair value hierarchy levels at the end of the reporting period. There were no transfers between Level 1 and Level 2 of the fair value hierarchy between December 31, 2024 and September 30, 2025.

- (2) Fair Value Measurements in (Level 3) of the Fair Value Hierarchy

Not Applicable.

- (3) The Company reports transfers into or out of Level 3 of the fair value hierarchy levels at the end of the reporting period. There were no transfers into or out of Level 3 of the fair value hierarchy levels between December 31, 2024 and September 30, 2025.
- (4) Fair value of actively traded debt securities are based on quoted market prices. Fair value of other debt securities are based on quoted market prices of identical or similar securities or based on observable inputs like interest rates generally using a market valuation approach, or, less frequently, an income valuation approach and are generally classified as Level 2. The Company generally obtains one quoted price for each security from a third party pricing service. These prices are generally derived from recently reported trades for identical or similar securities, including adjustments through the reporting date based upon observable market information. When quoted prices are not available, the third party pricing service may use quoted market prices of comparable securities or discounted cash flow analyses, incorporating inputs that are currently observable in the markets for similar securities. Inputs that are often used in the valuation methodologies include benchmark yields, reported trades, credit spreads, broker quotes, default rates and prepayment speeds. The Company is responsible for the determination of fair value and as such, the Company performs analysis on the prices received from the third party pricing service to determine whether the prices are reasonable estimates of fair value. The Company's analysis includes a review of monthly price fluctuations as well as a quarterly comparison of the prices received from the pricing service to prices reported by the Company's third party investment advisor. Based on the Company's internal price verification procedures and review of fair value methodology documentation provided by the third party pricing service, there were no material adjustments to the prices obtained from the third party pricing service during the quarter ended September 30, 2025.

- (5) Derivative Fair Values

Not Applicable.

B. Other Fair Value Disclosures

Securities lending collateral assets: Fair values of securities lending collateral are based on quoted market prices, where available. These fair values are obtained primarily from a third party pricing service, which generally uses Level 1 or Level 2 inputs for the determination of fair value to facilitate fair value measurements and disclosures.

STATEMENT AS OF September 30, 2025 OF Arcadian Health Plan, Inc.

NOTES TO THE FINANCIAL STATEMENTS

C. Fair Values for All Financial Instruments by Levels 1, 2 and 3

Type of Financial Instrument	Aggregate Fair Value	Admitted Assets	Level 1	Level 2	Level 3	Net Asset Value (NAV)	Not Practicable (Carrying Value)
Bonds and cash equivalents	\$ 1,506,219,369	\$ 1,597,336,798	\$ 200,235,332	\$ 1,305,984,037	\$ -	\$ -	\$ -
Securities lending collateral assets	48,324,520	48,324,520	48,324,520	-	-	-	-
Total	\$ 1,554,543,889	\$ 1,645,661,318	\$ 248,559,852	\$ 1,305,984,037	\$ -	\$ -	\$ -

D. Financial Instruments for which Not Practicable to Estimate Fair Values

Not Applicable.

21. Other Items

A. Extraordinary Items

Not Applicable.

B. Troubled Debt Restructuring: Debtors

Not Applicable.

C. Other Disclosures and Unusual Items

Not Applicable.

D. Business Interruption Insurance Recoveries

Not Applicable.

E. State Transferable and Non-transferable Tax Credits

Not Applicable.

F. Subprime Mortgage Related Risk Exposure

(1) The Company consults with its external investment managers to assess its subprime mortgage related risk exposure. Certain characteristics are utilized to determine if a mortgage-backed security has subprime exposure. The main characteristics reviewed when determining this are the collateral and structure of the security, the loan purpose, loan documentation, occupancy, geographical location, loan size and type. Subprime mortgage borrowers typically have lower credit scores, lower loan balances and higher loan-to-values than other conforming loans. Management’s practices include reviewing quantitative and qualitative credit models that analyze loan-level collateral composition, historical underwriter performance trends, the impact of macroeconomic factors, and issuer risks; as well as reviewing the estimation of security cash flows and monthly model calibrations.

(2) Direct exposure through investments in sub-prime mortgage loans.

The Company has no direct exposure through investment to sub-prime mortgage loans.

(3) Direct exposure through other investments:

- a. Residential mortgage backed securities – No substantial exposure noted.
- b. Commercial mortgage backed securities – No substantial exposure noted.
- c. Collateralized debt obligations – No substantial exposure noted.
- d. Structured securities – No substantial exposure noted.
- e. Equity investment in SCAs – No substantial exposure noted.
- f. Other assets – No substantial exposure noted.
- g. Total – No substantial exposure noted.

(4) Underwriting exposure to sub-prime mortgage risk through Mortgage Guaranty coverage, Financial Guaranty coverage, Directors and Officers liability coverage, or Errors and Omissions liability coverage.

The Company does not have sub-prime mortgage risk.

Classification of mortgage related securities is primarily based on information from outside data services, including rating agency actions. When considering our exposure, the Company evaluated the percentage of full documentation loans, percent of owner occupied properties, FICO scores, average margin for ARM loans, percent of loans with prepayment penalties, the existence of non-traditional underwriting standards, among other factors.

G. Retained Assets

Not Applicable.

NOTES TO THE FINANCIAL STATEMENTS

H. Insurance Linked Securities

Not Applicable.

22. Events Subsequent

The Company is not aware of any events or transactions occurring subsequent to the close of the books for this statement which may have a material effect on its financial condition. Subsequent events have been considered through November 11, 2025 for the Statutory Statement issued on November 11, 2025.

23. Reinsurance

A. Ceded Reinsurance Report

Section 1 – General Interrogatories

- (1) Are any of the reinsurers, listed in Schedule S as non-affiliated, owned in excess of 10.0 percent or controlled, either directly or indirectly, by the company or by any representative, officer, trustee, or director of the company?

Yes () No (X)

- (2) Have any policies issued by the company been reinsured with a company chartered in a country other than the United States (excluding U.S. Branches of such companies) that is owned in excess of 10.0 percent or controlled directly or indirectly by an insured, a beneficiary, a creditor or an insured or any other person not primarily engaged in the insurance business?

Yes () No (X)

Section 2 – Ceded Reinsurance Report – Part A

- (1) Does the company have any reinsurance agreements in effect under which the reinsurer may unilaterally cancel any reinsurance for reasons other than for nonpayment of premium or other similar credits?

Yes () No (X)

- (2) Does the reporting entity have any reinsurance agreements in effect such that the amount of losses paid or accrued through the statement date may result in a payment to the reinsurer of amounts that, in aggregate and allowing for offset of mutual credits from other reinsurance agreements with the same reinsurer, exceed the total direct premium collected under the reinsured policies?

Yes () No (X)

Section 3 – Ceded Reinsurance Report – Part B

- (1) What is the estimated amount of the aggregate reduction in surplus, (for agreements other than those under which the reinsurer may unilaterally cancel for reasons other than for nonpayment of premium or other similar credits that are reflected in Section 2 above) of termination of ALL reinsurance agreements, by either party, as of the date of this statement? Where necessary, the company may consider the current or anticipated experience of the business reinsured in making this estimate. \$0

- (2) Have any new agreements been executed or existing agreements amended, since January 1 of the year of this statement, to include policies or contracts that were in force or which had existing reserves established by the company as of the effective date of the agreement?

Yes () No (X)

B. Uncollectible Reinsurance

Not Applicable.

C. Commutation of Ceded Reinsurance

Not Applicable.

D. Certified Reinsurer Rating Downgraded or Status Subject to Revocation

Not Applicable.

24. Retrospectively Rated Contracts and Contracts Subject to Redetermination

- A. The Company estimates accrued retrospective premium adjustments for its Medicare business through a mathematical approach using an algorithm based upon settlement procedures defined by contracts with CMS.

- B. The Company records accrued retrospective premium as an adjustment to earned premiums.

- C. The amount of net premiums written by the Company at September 30, 2025 that are subject to retrospective rating features was \$7,884,386,415, or 100.00% of the total net premiums written. No other net premiums written by the Company are subject to retrospective rating features.

NOTES TO THE FINANCIAL STATEMENTS

D. Medical loss ratio rebates required pursuant to the Public Health Service Act

Not Applicable.

E. Risk Sharing Provisions of the Affordable Care Act

Not Applicable.

25. Change in Incurred Claims and Claim Adjustment Expenses

Benefits and loss adjustment expenses payable, as of December 31, 2024, were \$676,038,085. As of September 30, 2025, \$546,027,650 has been paid for incurred claims and claim adjustment expenses attributable to insured events of prior years. Reserves remaining for prior years are now \$41,119,334 as a result of re-estimation of unpaid claims and claim adjustment expenses. Therefore, there has been a \$88,891,101 favorable prior-year development since December 31, 2024. The decrease is generally the result of ongoing analysis of recent loss development trends. Original estimates are increased or decreased as additional information becomes known regarding individual claims. Included in this decrease, the Company experienced \$88,891,101 of favorable prior year claim development on retrospectively rated policies. However, the business to which it relates is subject to premium adjustments.

26. Intercompany Pooling Arrangements

Not Applicable.

27. Structured Settlements

The Company has no structured settlements.

28. Health Care Receivables

A. Pharmaceutical Rebate Receivables

Quarter	Estimate Pharmacy Rebates as Reported on Financial Statements	Pharmacy Rebates as Billed or Otherwise Confirmed	Actual Rebates Received Within 90 Days of Billing	Actual Rebates Received Within 91 to 180 Days of Billing	Actual Rebates Received More than 181 Days after Billing
12/31/2025	\$ -	\$ -	\$ -	\$ -	\$ -
9/30/2025	185,945,308	185,945,308	-	-	-
6/30/2025	140,494,920	139,588,175	136,785,668	-	-
3/31/2025	196,352,631	200,115,465	177,594,724	16,144,303	-
12/31/2024	193,859,769	187,718,004	174,517,617	(148,529)	10,244,566
9/30/2024	188,728,631	184,372,956	184,134,664	503,288	(574,412)
6/30/2024	176,409,534	173,408,179	173,263,686	152,642	36
3/31/2024	198,667,881	194,315,269	194,232,746	64,297	84,235
12/31/2023	178,305,031	174,019,451	167,950,883	6,069,595	68
9/30/2023	182,693,660	178,571,763	165,962,846	5,160,382	7,451,646
6/30/2023	183,940,226	177,376,480	177,731,149	(35,532)	20,504
3/31/2023	179,821,528	175,248,904	173,610,395	980,525	20,867

B. Risk Sharing Receivables

Risk sharing receivables represent capitation receivables and provider advance receivables over 90 days and are fully non-admitted.

29. Participating Policies

The Company has no participating policies.

30. Premium Deficiency Reserves

- Liability carried for premium deficiency reserves \$ 68,558,003
- Date of the most recent evaluation of this liability December 31, 2024
- Was anticipated investment income utilized in the calculation? Yes (X) No ()

31. Anticipated Salvage and Subrogation

Not Applicable.

GENERAL INTERROGATORIES

PART 1 - COMMON INTERROGATORIES

GENERAL

- 1.1 Did the reporting entity experience any material transactions requiring the filing of Disclosure of Material Transactions with the State of Domicile, as required by the Model Act? Yes [] No [X]
- 1.2 If yes, has the report been filed with the domiciliary state? Yes [] No []
- 2.1 Has any change been made during the year of this statement in the charter, by-laws, articles of incorporation, or deed of settlement of the reporting entity? Yes [X] No []
- 2.2 If yes, date of change: 04/01/2025
- 3.1 Is the reporting entity a member of an Insurance Holding Company System consisting of two or more affiliated persons, one or more of which is an insurer? Yes [X] No []
If yes, complete Schedule Y, Parts 1 and 1A.
- 3.2 Have there been any substantial changes in the organizational chart since the prior quarter end? Yes [] No [X]
- 3.3 If the response to 3.2 is yes, provide a brief description of those changes.
NA
- 3.4 Is the reporting entity publicly traded or a member of a publicly traded group? Yes [X] No []
- 3.5 If the response to 3.4 is yes, provide the CIK (Central Index Key) code issued by the SEC for the entity/group. 0000049071
- 4.1 Has the reporting entity been a party to a merger or consolidation during the period covered by this statement? Yes [] No [X]
- 4.2 If yes, provide the name of the entity, NAIC Company Code, and state of domicile (use two letter state abbreviation) for any entity that has ceased to exist as a result of the merger or consolidation.

1 Name of Entity	2 NAIC Company Code	3 State of Domicile
Not Applicable.		

5. If the reporting entity is subject to a management agreement, including third-party administrator(s), managing general agent(s), attorney-in-fact, or similar agreement, have there been any significant changes regarding the terms of the agreement or principals involved? Yes [] No [X] N/A []
If yes, attach an explanation.
.....
- 6.1 State as of what date the latest financial examination of the reporting entity was made or is being made. 03/31/2023
- 6.2 State the as of date that the latest financial examination report became available from either the state of domicile or the reporting entity. This date should be the date of the examined balance sheet and not the date the report was completed or released. 03/31/2023
- 6.3 State as of what date the latest financial examination report became available to other states or the public from either the state of domicile or the reporting entity. This is the release date or completion date of the examination report and not the date of the examination (balance sheet date). 12/13/2023
- 6.4 By what department or departments?
California Department of Managed Healthcare
- 6.5 Have all financial statement adjustments within the latest financial examination report been accounted for in a subsequent financial statement filed with Departments? Yes [X] No [] N/A []
- 6.6 Have all of the recommendations within the latest financial examination report been complied with? Yes [X] No [] N/A []
- 7.1 Has this reporting entity had any Certificates of Authority, licenses or registrations (including corporate registration, if applicable) suspended or revoked by any governmental entity during the reporting period? Yes [] No [X]
- 7.2 If yes, give full information:
.....
- 8.1 Is the company a subsidiary of a bank holding company regulated by the Federal Reserve Board? Yes [] No [X]
- 8.2 If response to 8.1 is yes, please identify the name of the bank holding company.
.....
- 8.3 Is the company affiliated with one or more banks, thrifts or securities firms? Yes [] No [X]
- 8.4 If response to 8.3 is yes, please provide below the names and location (city and state of the main office) of any affiliates regulated by a federal regulatory services agency [i.e. the Federal Reserve Board (FRB), the Office of the Comptroller of the Currency (OCC), the Federal Deposit Insurance Corporation (FDIC) and the Securities Exchange Commission (SEC)] and identify the affiliate's primary federal regulator.

1 Affiliate Name	2 Location (City, State)	3 FRB	4 OCC	5 FDIC	6 SEC

GENERAL INTERROGATORIES

- 9.1 Are the senior officers (principal executive officer, principal financial officer, principal accounting officer or controller, or persons performing similar functions) of the reporting entity subject to a code of ethics, which includes the following standards? Yes [] No []
- (a) Honest and ethical conduct, including the ethical handling of actual or apparent conflicts of interest between personal and professional relationships;
- (b) Full, fair, accurate, timely and understandable disclosure in the periodic reports required to be filed by the reporting entity;
- (c) Compliance with applicable governmental laws, rules and regulations;
- (d) The prompt internal reporting of violations to an appropriate person or persons identified in the code; and
- (e) Accountability for adherence to the code.
- 9.11 If the response to 9.1 is No, please explain:
- 9.2 Has the code of ethics for senior managers been amended? Yes [] No []
- 9.21 If the response to 9.2 is Yes, provide information related to amendment(s).
Ethics Every Day was amended in June 2025 to update content based on operational changes, clarify content where necessary and perform general document maintenance.
- 9.3 Have any provisions of the code of ethics been waived for any of the specified officers? Yes [] No []
- 9.31 If the response to 9.3 is Yes, provide the nature of any waiver(s).

FINANCIAL

- 10.1 Does the reporting entity report any amounts due from parent, subsidiaries or affiliates on Page 2 of this statement? Yes [] No []
- 10.2 If yes, indicate any amounts receivable from parent included in the Page 2 amount: \$ 0

INVESTMENT

- 11.1 Were any of the stocks, bonds, or other assets of the reporting entity loaned, placed under option agreement, or otherwise made available for use by another person? (Exclude securities under securities lending agreements.) Yes [] No []
- 11.2 If yes, give full and complete information relating thereto:
12. Amount of real estate and mortgages held in other invested assets in Schedule BA: \$ 0
13. Amount of real estate and mortgages held in short-term investments: \$ 0
- 14.1 Does the reporting entity have any investments in parent, subsidiaries and affiliates? Yes [] No []
- 14.2 If yes, please complete the following:
- | | 1
Prior Year-End
Book/Adjusted
Carrying Value | 2
Current Quarter
Book/Adjusted
Carrying Value |
|---|--|---|
| 14.21 Bonds | \$ 0 | \$ 0 |
| 14.22 Preferred Stock | \$ 0 | \$ 0 |
| 14.23 Common Stock | \$ 0 | \$ 0 |
| 14.24 Short-Term Investments | \$ 0 | \$ 0 |
| 14.25 Mortgage Loans on Real Estate | \$ 0 | \$ 0 |
| 14.26 All Other | \$ 0 | \$ 0 |
| 14.27 Total Investment in Parent, Subsidiaries and Affiliates (Subtotal Lines 14.21 to 14.26) | \$ 0 | \$ 0 |
| 14.28 Total Investment in Parent included in Lines 14.21 to 14.26 above | \$ 0 | \$ 0 |
- 15.1 Has the reporting entity entered into any hedging transactions reported on Schedule DB? Yes [] No []
- 15.2 If yes, has a comprehensive description of the hedging program been made available to the domiciliary state? Yes [] No [] N/A []
If no, attach a description with this statement.
16. For the reporting entity's security lending program, state the amount of the following as of the current statement date:
- 16.1 Total fair value of reinvested collateral assets reported on Schedule DL, Parts 1 and 2. \$ 48,324,520
- 16.2 Total book/adjusted carrying value of reinvested collateral assets reported on Schedule DL, Parts 1 and 2 \$ 48,323,076
- 16.3 Total payable for securities lending reported on the liability page. \$ 48,324,520

GENERAL INTERROGATORIES

17. Excluding items in Schedule E - Part 3 - Special Deposits, real estate, mortgage loans and investments held physically in the reporting entity's offices, vaults or safety deposit boxes, were all stocks, bonds and other securities, owned throughout the current year held pursuant to a custodial agreement with a qualified bank or trust company in accordance with Section 1, III - General Examination Considerations, F. Outsourcing of Critical Functions, Custodial or Safekeeping Agreements of the NAIC Financial Condition Examiners Handbook? Yes [X] No []
- 17.1 For all agreements that comply with the requirements of the NAIC Financial Condition Examiners Handbook, complete the following:

1 Name of Custodian(s)	2 Custodian Address
JP Morgan Chase	4 Metro Tech Center, 6th Floor, Mail Code: NY1-C512, Brooklyn, NY 11245, Attn: Zaida Cepeda

- 17.2 For all agreements that do not comply with the requirements of the NAIC Financial Condition Examiners Handbook, provide the name, location and a complete explanation:

1 Name(s)	2 Location(s)	3 Complete Explanation(s)

- 17.3 Have there been any changes, including name changes, in the custodian(s) identified in 17.1 during the current quarter? Yes [] No [X]
- 17.4 If yes, give full information relating thereto:

1 Old Custodian	2 New Custodian	3 Date of Change	4 Reason

- 17.5 Investment management – Identify all investment advisors, investment managers, broker/dealers, including individuals that have the authority to make investment decisions on behalf of the reporting entity. This includes both primary and sub-advisors. For assets that are managed internally by employees of the reporting entity, note as such. ["...that have access to the investment accounts"; "...handle securities"]

1 Name of Firm or Individual	2 Affiliation
BLACKROCK FINANCIAL MANAGEMENT, INC	U.....
Humana Inc.	I.....

- 17.5097 For those firms/individuals listed in the table for Question 17.5, do any firms/individuals unaffiliated with the reporting entity (i.e. designated with a "U") manage more than 10% of the reporting entity's invested assets?..... Yes [X] No []

- 17.5098 For firms/individuals unaffiliated with the reporting entity (i.e. designated with a "U") listed in the table for Question 17.5, does the total assets under management aggregate to more than 50% of the reporting entity's invested assets?..... Yes [X] No []

- 17.6 For those firms or individuals listed in the table for 17.5 with an affiliation code of "A" (affiliated) or "U" (unaffiliated), provide the information for the table below.

1	2	3	4	5
Central Registration Depository Number	Name of Firm or Individual	Legal Entity Identifier (LEI)	Registered With	Investment Management Agreement (IMA) Filed
107105	BLACKROCK FINANCIAL MANAGEMENT, INC	549300LVXY1VJKE13M84	The SEC	DS.....

- 18.1 Have all the filing requirements of the Purposes and Procedures Manual of the NAIC Investment Analysis Office been followed? Yes [X] No []
- 18.2 If no, list exceptions:

19. By self-designating 5GI securities, the reporting entity is certifying the following elements for each self-designated 5GI security:
- a. Documentation necessary to permit a full credit analysis of the security does not exist or an NAIC CRP credit rating for an FE or PL security is not available.
 - b. Issuer or obligor is current on all contracted interest and principal payments.
 - c. The insurer has an actual expectation of ultimate payment of all contracted interest and principal.
- Has the reporting entity self-designated 5GI securities? Yes [] No [X]

20. By self-designating PLGI securities, the reporting entity is certifying the following elements of each self-designated PLGI security:
- a. The security was purchased prior to January 1, 2018.
 - b. The reporting entity is holding capital commensurate with the NAIC Designation reported for the security.
 - c. The NAIC Designation was derived from the credit rating assigned by an NAIC CRP in its legal capacity as a NRSRO which is shown on a current private letter rating held by the insurer and available for examination by state insurance regulators.
 - d. The reporting entity is not permitted to share this credit rating of the PL security with the SVO.
- Has the reporting entity self-designated PLGI securities? Yes [] No [X]

21. By assigning FE to a Schedule BA non-registered private fund, the reporting entity is certifying the following elements of each self-designated FE fund:
- a. The shares were purchased prior to January 1, 2019.
 - b. The reporting entity is holding capital commensurate with the NAIC Designation reported for the security.
 - c. The security had a public credit rating(s) with annual surveillance assigned by an NAIC CRP in its legal capacity as an NRSRO prior to January 1, 2019.
 - d. The fund only or predominantly holds bonds in its portfolio.
 - e. The current reported NAIC Designation was derived from the public credit rating(s) with annual surveillance assigned by an NAIC CRP in its legal capacity as an NRSRO.
 - f. The public credit rating(s) with annual surveillance assigned by an NAIC CRP has not lapsed.
- Has the reporting entity assigned FE to Schedule BA non-registered private funds that complied with the above criteria? Yes [] No [X]

GENERAL INTERROGATORIES

PART 2 - HEALTH

- 1. Operating Percentages:
 - 1.1 A&H loss percent 91.300 %
 - 1.2 A&H cost containment percent 4.300 %
 - 1.3 A&H expense percent excluding cost containment expenses 7.200 %

- 2.1 Do you act as a custodian for health savings accounts? Yes [] No [X]
- 2.2 If yes, please provide the amount of custodial funds held as of the reporting date \$..... 0
- 2.3 Do you act as an administrator for health savings accounts? Yes [] No [X]
- 2.4 If yes, please provide the balance of the funds administered as of the reporting date \$..... 0

- 3. Is the reporting entity licensed or chartered, registered, qualified, eligible or writing business in at least two states? Yes [X] No []
- 3.1 If no, does the reporting entity assume reinsurance business that covers risks residing in at least one state other than the state of domicile of the reporting entity? Yes [] No []

SCHEDULE S - CEDED REINSURANCE

Showing All New Reinsurance Treaties - Current Year to Date

1 NAIC Company Code	2 ID Number	3 Effective Date	4 Name of Reinsurer	5 Domiciliary Jurisdiction	6 Type of Reinsurance Ceded	7 Type of Business Ceded	8 Type of Reinsurer	9 Certified Reinsurer Rating (1 through 6)	10 Effective Date of Certified Reinsurer Rating
NONE									

SCHEDULE T - PREMIUMS AND OTHER CONSIDERATIONS

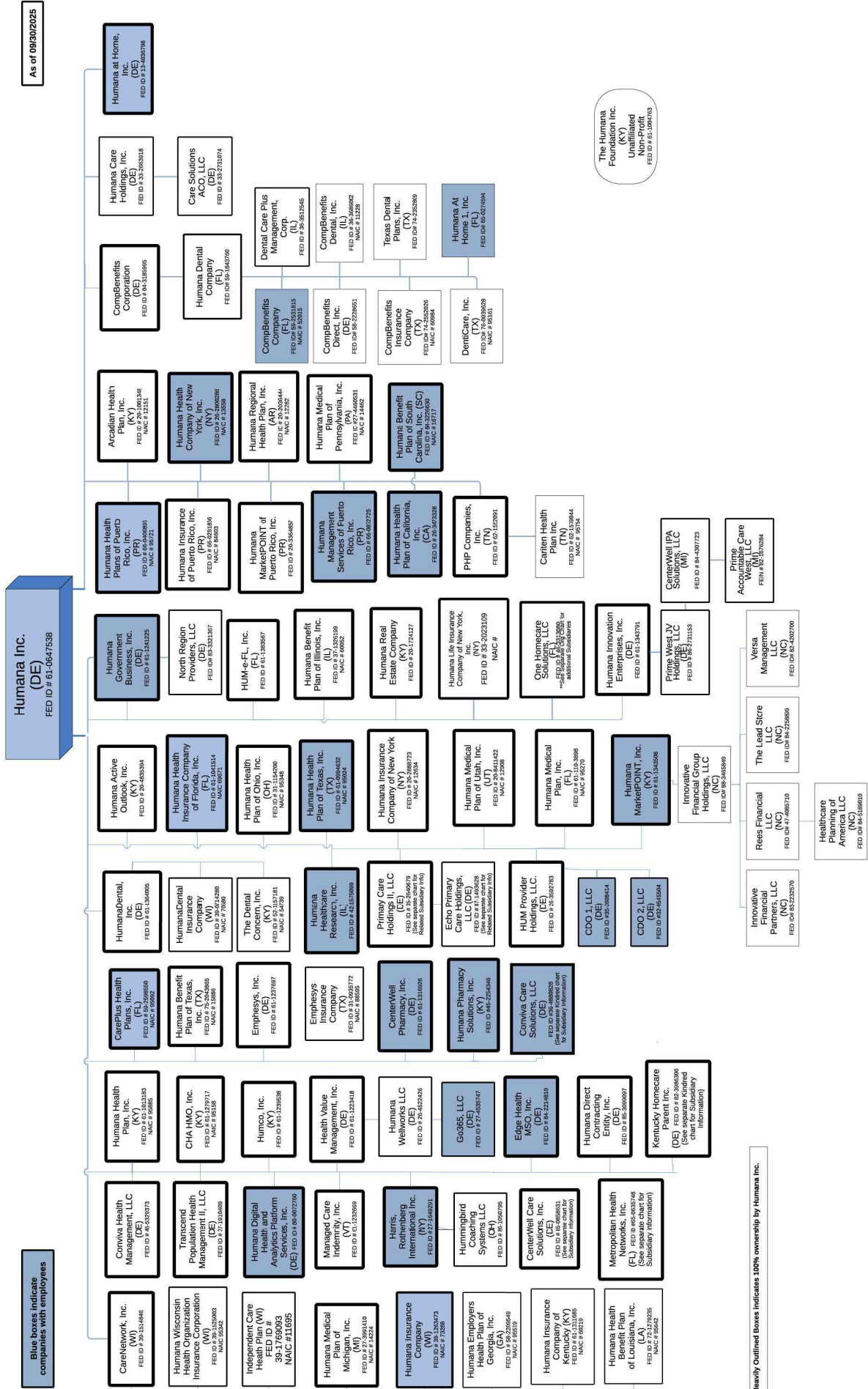
Current Year to Date - Allocated by States and Territories

States, etc.	1 Active Status (a)	Direct Business Only									
		2 Accident and Health Premiums	3 Medicare Title XVIII	4 Medicaid Title XIX	5 CHIP Title XXI	6 Federal Employees Health Benefits Program Premiums	7 Life and Annuity Premiums & Other Considerations	8 Property/Casualty Premiums	9 Total Columns 2 Through 8	10 Deposit-Type Contracts	
1. Alabama	AL	L	.0	528,935,760	.0	.0	.0	.0	.0	528,935,760	.0
2. Alaska	AK	L	.0	.0	.0	.0	.0	.0	.0	.0	.0
3. Arizona	AZ	L	.0	(31)	.0	.0	.0	.0	.0	(31)	.0
4. Arkansas	AR	L	.0	420,483,512	.0	.0	.0	.0	.0	420,483,512	.0
5. California	CA	L	.0	1,416,808,604	.0	.0	.0	.0	.0	1,416,808,604	.0
6. Colorado	CO	N	.0	.0	.0	.0	.0	.0	.0	.0	.0
7. Connecticut	CT	N	.0	.0	.0	.0	.0	.0	.0	.0	.0
8. Delaware	DE	N	.0	.0	.0	.0	.0	.0	.0	.0	.0
9. District of Columbia	DC	N	.0	.0	.0	.0	.0	.0	.0	.0	.0
10. Florida	FL	N	.0	.0	.0	.0	.0	.0	.0	.0	.0
11. Georgia	GA	N	.0	.0	.0	.0	.0	.0	.0	.0	.0
12. Hawaii	HI	N	.0	.0	.0	.0	.0	.0	.0	.0	.0
13. Idaho	ID	L	.0	4,397,938	.0	.0	.0	.0	.0	4,397,938	.0
14. Illinois	IL	N	.0	.0	.0	.0	.0	.0	.0	.0	.0
15. Indiana	IN	L	.0	1,483,796,431	940,764,017	.0	.0	.0	.0	2,424,560,448	.0
16. Iowa	IA	N	.0	.0	.0	.0	.0	.0	.0	.0	.0
17. Kansas	KS	N	.0	.0	.0	.0	.0	.0	.0	.0	.0
18. Kentucky	KY	L	.0	604,180,609	.0	.0	.0	.0	.0	604,180,609	.0
19. Louisiana	LA	N	.0	.0	.0	.0	.0	.0	.0	.0	.0
20. Maine	ME	L	.0	125,947,277	.0	.0	.0	.0	.0	125,947,277	.0
21. Maryland	MD	N	.0	.0	.0	.0	.0	.0	.0	.0	.0
22. Massachusetts	MA	N	.0	.0	.0	.0	.0	.0	.0	.0	.0
23. Michigan	MI	N	.0	.0	.0	.0	.0	.0	.0	.0	.0
24. Minnesota	MN	N	.0	.0	.0	.0	.0	.0	.0	.0	.0
25. Mississippi	MS	N	.0	.0	.0	.0	.0	.0	.0	.0	.0
26. Missouri	MO	L	.0	.0	.0	.0	.0	.0	.0	.0	.0
27. Montana	MT	N	.0	.0	.0	.0	.0	.0	.0	.0	.0
28. Nebraska	NE	L	.0	(8,493)	.0	.0	.0	.0	.0	(8,493)	.0
29. Nevada	NV	N	.0	.0	.0	.0	.0	.0	.0	.0	.0
30. New Hampshire	NH	L	.0	25,447,903	.0	.0	.0	.0	.0	25,447,903	.0
31. New Jersey	NJ	N	.0	.0	.0	.0	.0	.0	.0	.0	.0
32. New Mexico	NM	N	.0	.0	.0	.0	.0	.0	.0	.0	.0
33. New York	NY	N	.0	.0	.0	.0	.0	.0	.0	.0	.0
34. North Carolina	NC	N	.0	.0	.0	.0	.0	.0	.0	.0	.0
35. North Dakota	ND	N	.0	.0	.0	.0	.0	.0	.0	.0	.0
36. Ohio	OH	N	.0	.0	.0	.0	.0	.0	.0	.0	.0
37. Oklahoma	OK	L	.0	11,336,491	.0	.0	.0	.0	.0	11,336,491	.0
38. Oregon	OR	N	.0	.0	.0	.0	.0	.0	.0	.0	.0
39. Pennsylvania	PA	N	.0	.0	.0	.0	.0	.0	.0	.0	.0
40. Rhode Island	RI	N	.0	.0	.0	.0	.0	.0	.0	.0	.0
41. South Carolina	SC	L	.0	899,882,657	.0	.0	.0	.0	.0	899,882,657	.0
42. South Dakota	SD	N	.0	.0	.0	.0	.0	.0	.0	.0	.0
43. Tennessee	TN	N	.0	.0	.0	.0	.0	.0	.0	.0	.0
44. Texas	TX	L	.0	(1,594)	.0	.0	.0	.0	.0	(1,594)	.0
45. Utah	UT	N	.0	.0	.0	.0	.0	.0	.0	.0	.0
46. Vermont	VT	N	.0	.0	.0	.0	.0	.0	.0	.0	.0
47. Virginia	VA	L	.0	366,923,237	.0	.0	.0	.0	.0	366,923,237	.0
48. Washington	WA	L	.0	892,982,553	.0	.0	.0	.0	.0	892,982,553	.0
49. West Virginia	WV	L	.0	162,509,543	.0	.0	.0	.0	.0	162,509,543	.0
50. Wisconsin	WI	N	.0	.0	.0	.0	.0	.0	.0	.0	.0
51. Wyoming	WY	L	.0	.0	.0	.0	.0	.0	.0	.0	.0
52. American Samoa	AS	N	.0	.0	.0	.0	.0	.0	.0	.0	.0
53. Guam	GU	N	.0	.0	.0	.0	.0	.0	.0	.0	.0
54. Puerto Rico	PR	N	.0	.0	.0	.0	.0	.0	.0	.0	.0
55. U.S. Virgin Islands	VI	N	.0	.0	.0	.0	.0	.0	.0	.0	.0
56. Northern Mariana Islands	MP	N	.0	.0	.0	.0	.0	.0	.0	.0	.0
57. Canada	CAN	N	.0	.0	.0	.0	.0	.0	.0	.0	.0
58. Aggregate Other Aliens	OT	XXX	.0	.0	.0	.0	.0	.0	.0	.0	.0
59. Subtotal	XXX	.0	6,943,622,398	940,764,017	.0	.0	.0	.0	.0	7,884,386,415	.0
60. Reporting Entity Contributions for Employee Benefit Plans	XXX	.0	.0	.0	.0	.0	.0	.0	.0	.0	.0
61. Totals (Direct Business)	XXX	.0	6,943,622,398	940,764,017	.0	.0	.0	.0	.0	7,884,386,415	.0
DETAILS OF WRITE-INS											
58001.	XXX	.0	.0	.0	.0	.0	.0	.0	.0	.0	.0
58002.	XXX	.0	.0	.0	.0	.0	.0	.0	.0	.0	.0
58003.	XXX	.0	.0	.0	.0	.0	.0	.0	.0	.0	.0
58998. Summary of remaining write-ins for Line 58 from overflow page	XXX	.0	.0	.0	.0	.0	.0	.0	.0	.0	.0
58999. Totals (Lines 58001 through 58003 plus 58998)(Line 58 above)	XXX	.0	.0	.0	.0	.0	.0	.0	.0	.0	.0

(a) Active Status Counts:

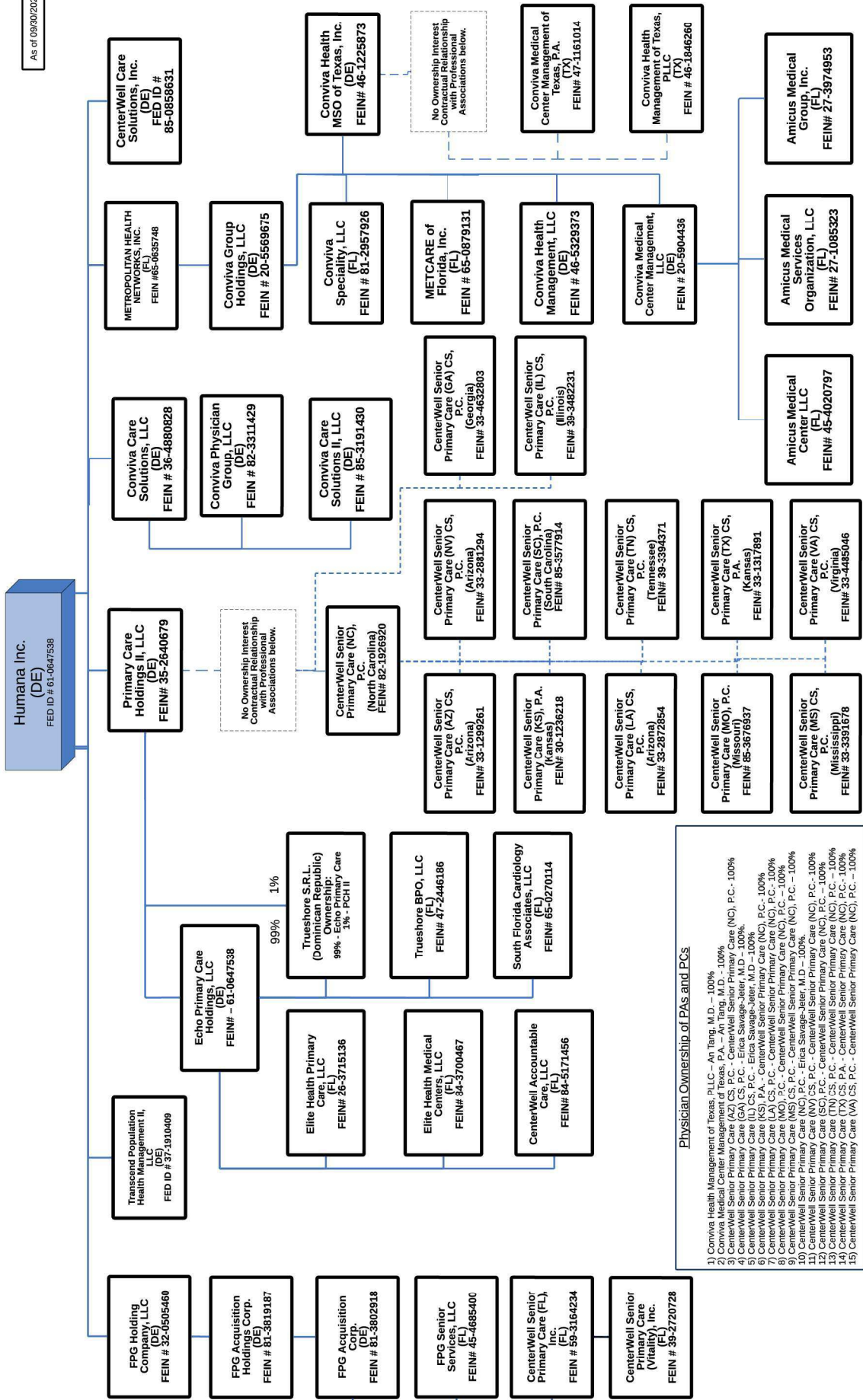
- 1. L - Licensed or Chartered - Licensed insurance carrier or domiciled RRG..... 19
- 2. R - Registered - Non-domiciled RRGs..... 0
- 3. E - Eligible - Reporting entities eligible or approved to write surplus lines in the state. 0
- 4. Q - Qualified - Qualified or accredited reinsurer..... 0
- 5. N - None of the above - Not allowed to write business in the state..... 38

STATEMENT AS OF SEPTEMBER 30, 2025 OF THE Arcadian Health Plan, Inc.



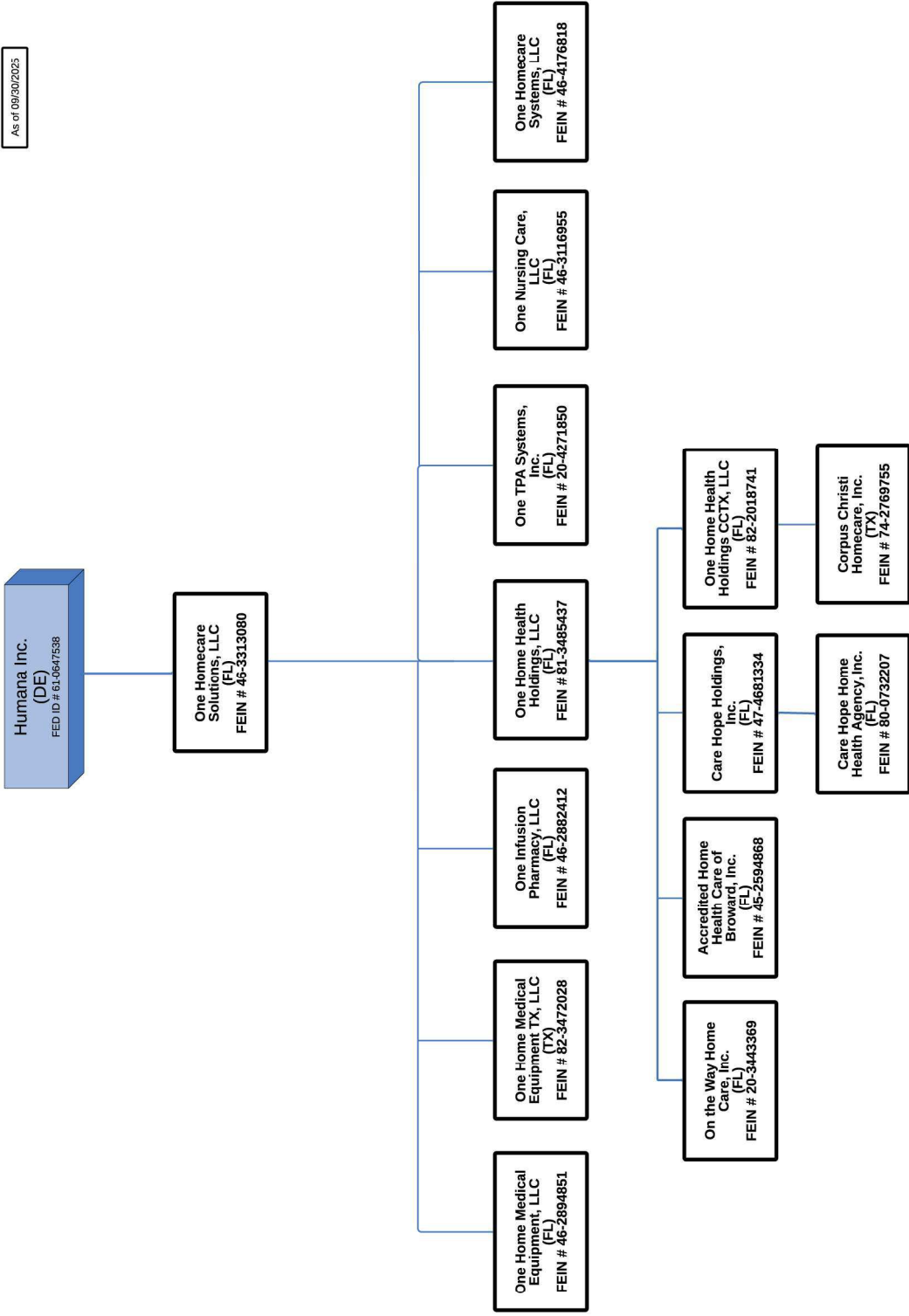
Note: Heavily Outlined Boxes Indicates 100% ownership by Humana Inc.

As of 09/30/2025

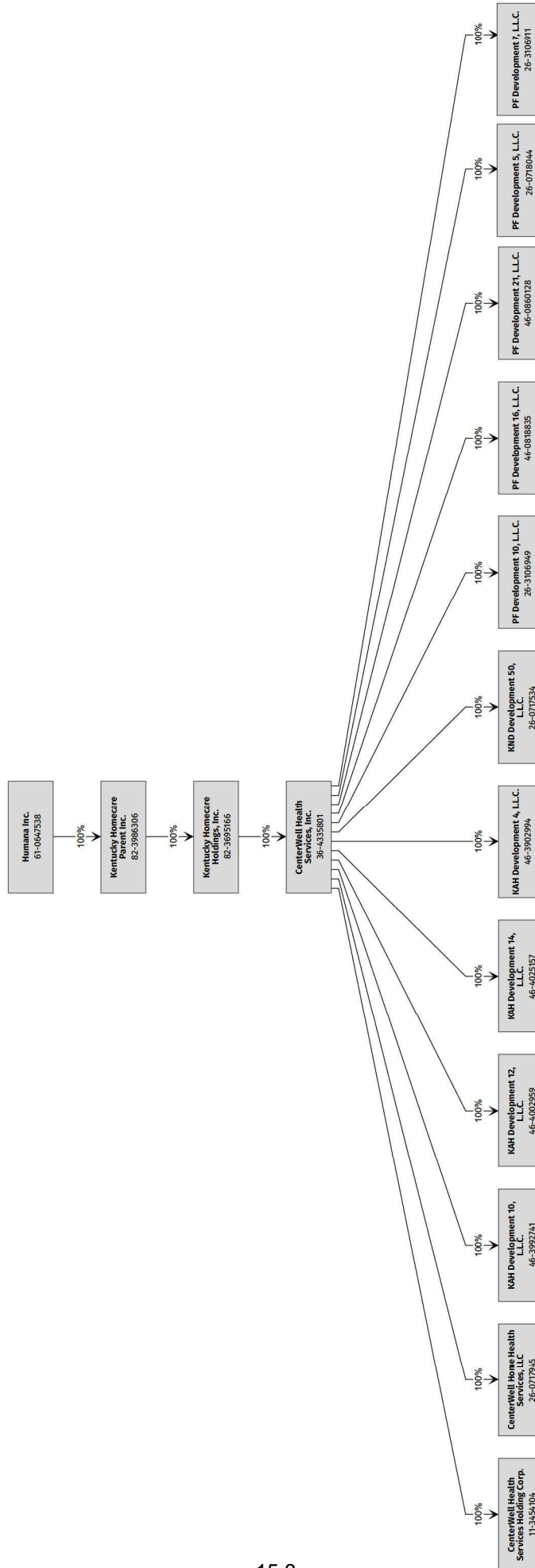


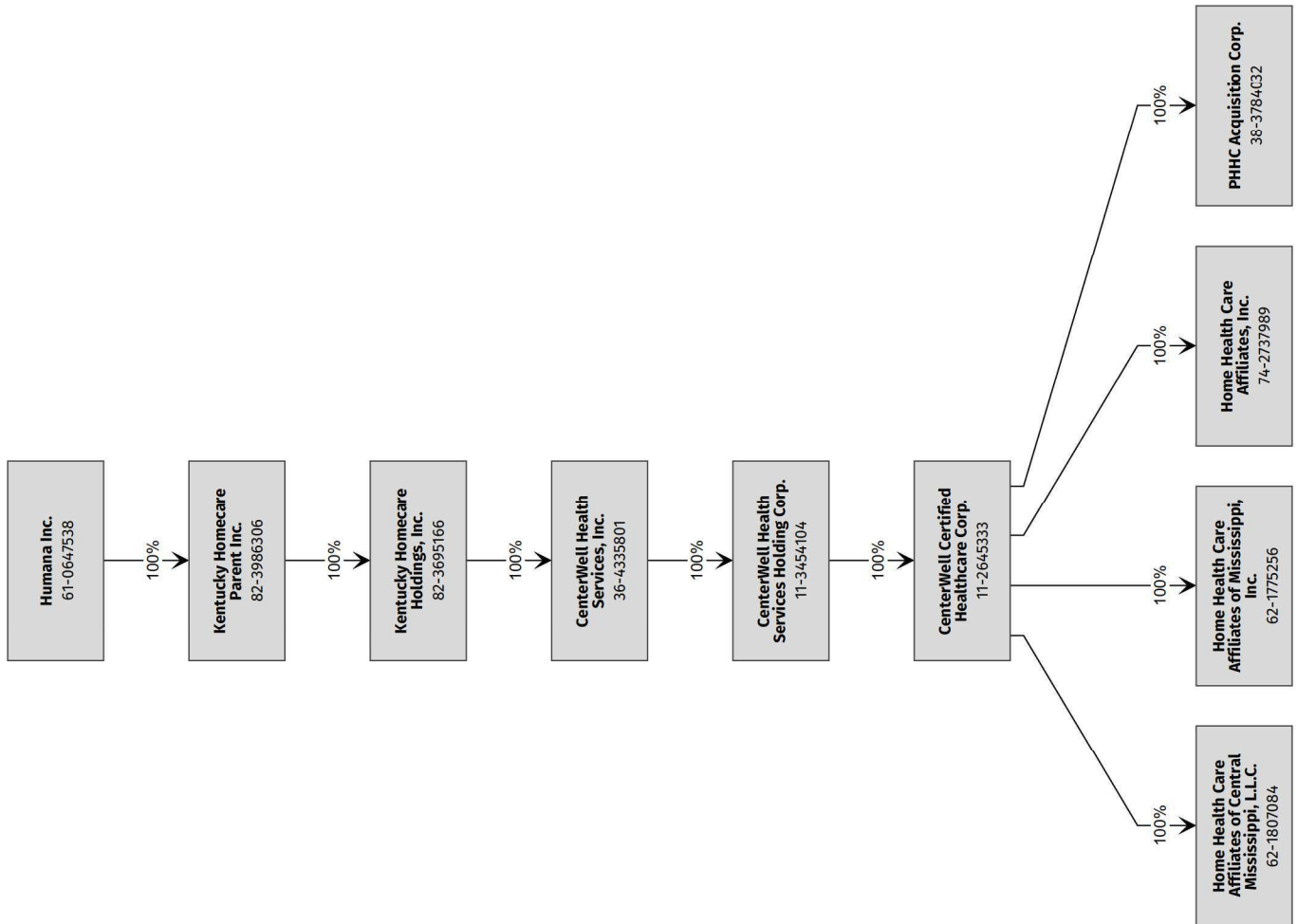
Physician Ownership of PAs and PCs

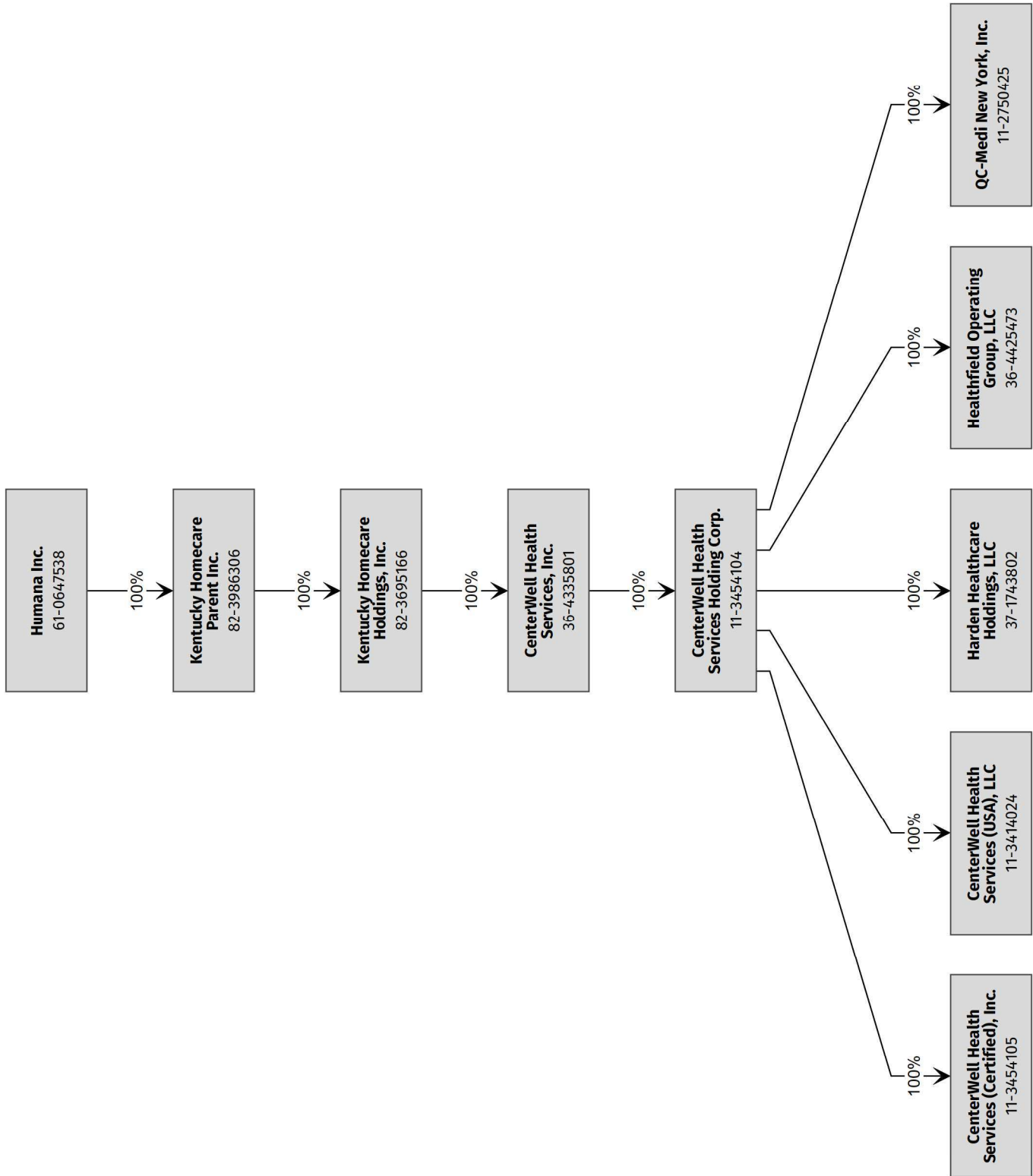
- 1) Convivia Health Management of Texas, PLLC - An Tang, M.D. - 100%
- 2) Convivia Medical Center Management of Texas, P.A. - An Tang, M.D. - 100%
- 3) CenterWell Senior Primary Care (AZ) CS, P.C. - CenterWell Senior Primary Care (NC), P.C. - 100%
- 4) CenterWell Senior Primary Care (GA) CS, P.C. - Erica Savage-Jeter, M.D. - 100%
- 5) CenterWell Senior Primary Care (IL) CS, P.C. - Erica Savage-Jeter, M.D. - 100%
- 6) CenterWell Senior Primary Care (KS) P.A. - CenterWell Senior Primary Care (NC), P.C. - 100%
- 7) CenterWell Senior Primary Care (LA) CS, P.C. - CenterWell Senior Primary Care (NC), P.C. - 100%
- 8) CenterWell Senior Primary Care (MO) P.C. - CenterWell Senior Primary Care (NC), P.C. - 100%
- 9) CenterWell Senior Primary Care (MS) CS, P.C. - CenterWell Senior Primary Care (NC), P.C. - 100%
- 10) CenterWell Senior Primary Care (NV) CS, P.C. - Erica Savage-Jeter, M.D. - 100%
- 11) CenterWell Senior Primary Care (SC) P.C. - CenterWell Senior Primary Care (NC), P.C. - 100%
- 12) CenterWell Senior Primary Care (TN) CS, P.C. - CenterWell Senior Primary Care (NC), P.C. - 100%
- 13) CenterWell Senior Primary Care (TX) CS, P.A. - CenterWell Senior Primary Care (NC), P.C. - 100%
- 14) CenterWell Senior Primary Care (TX) CS, P.A. - CenterWell Senior Primary Care (NC), P.C. - 100%
- 15) CenterWell Senior Primary Care (VA) CS, P.C. - CenterWell Senior Primary Care (NC), P.C. - 100%

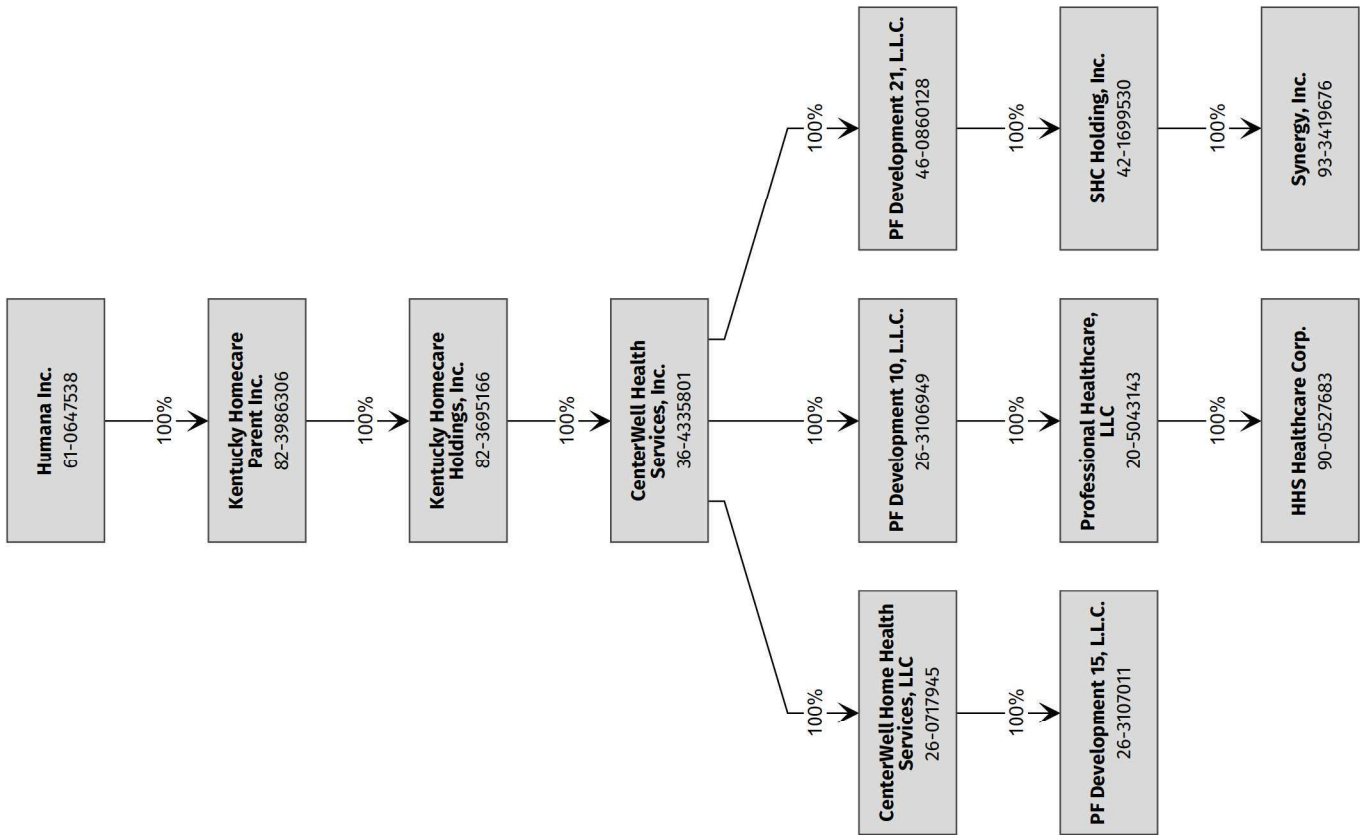


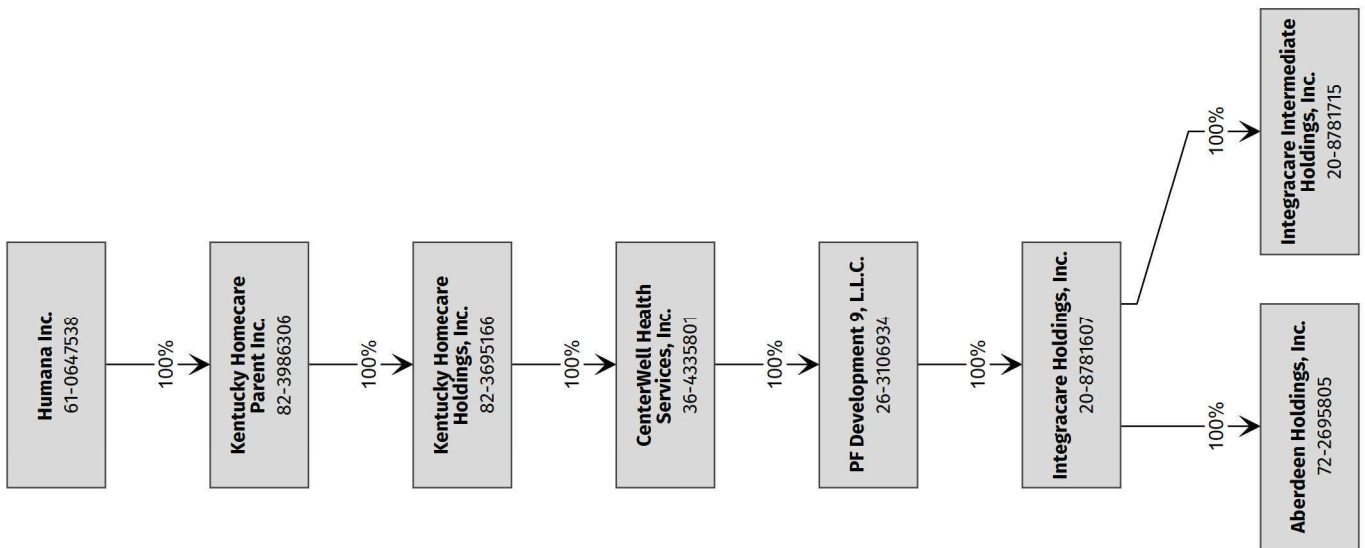
As of 09/30/2025

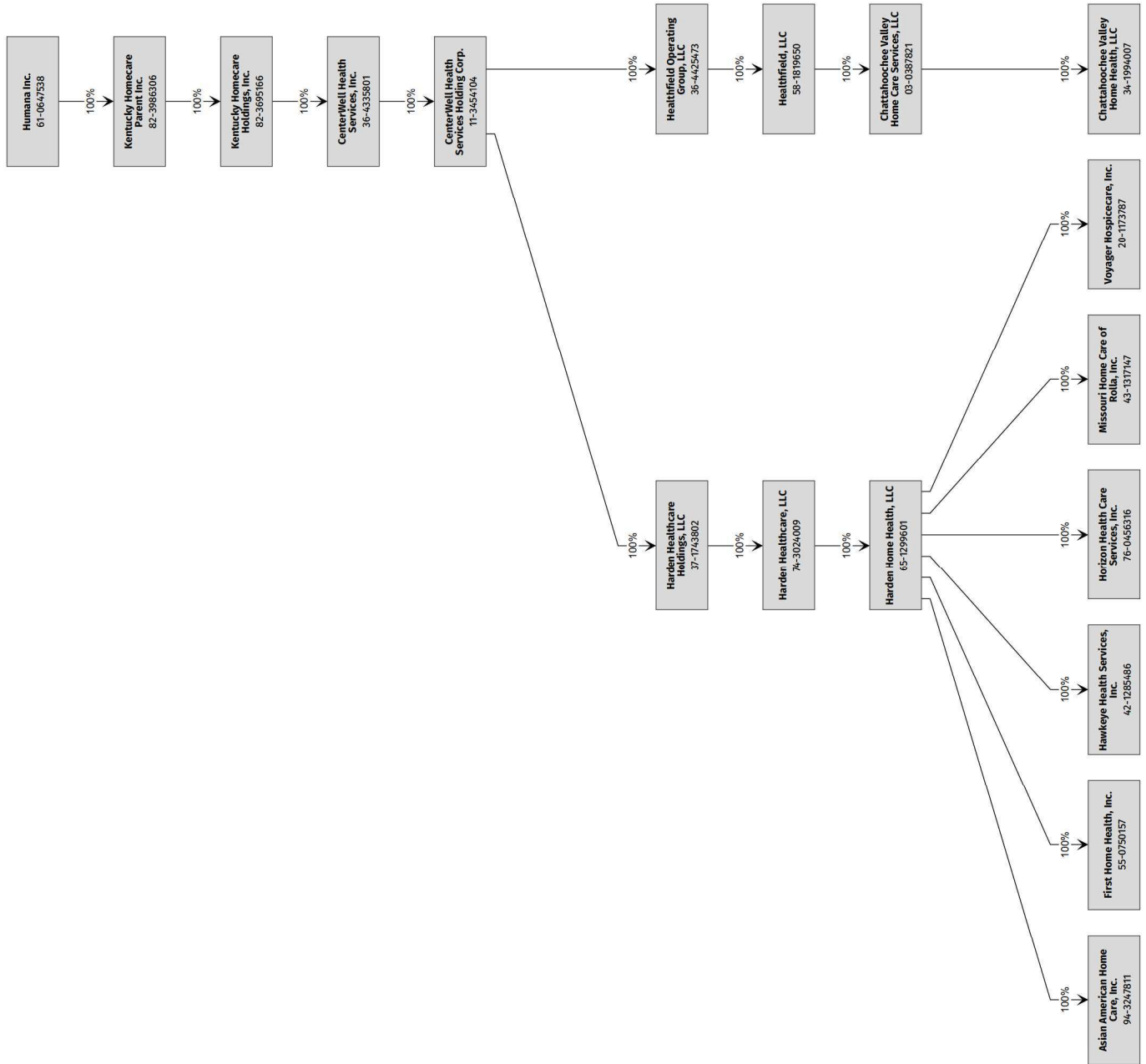




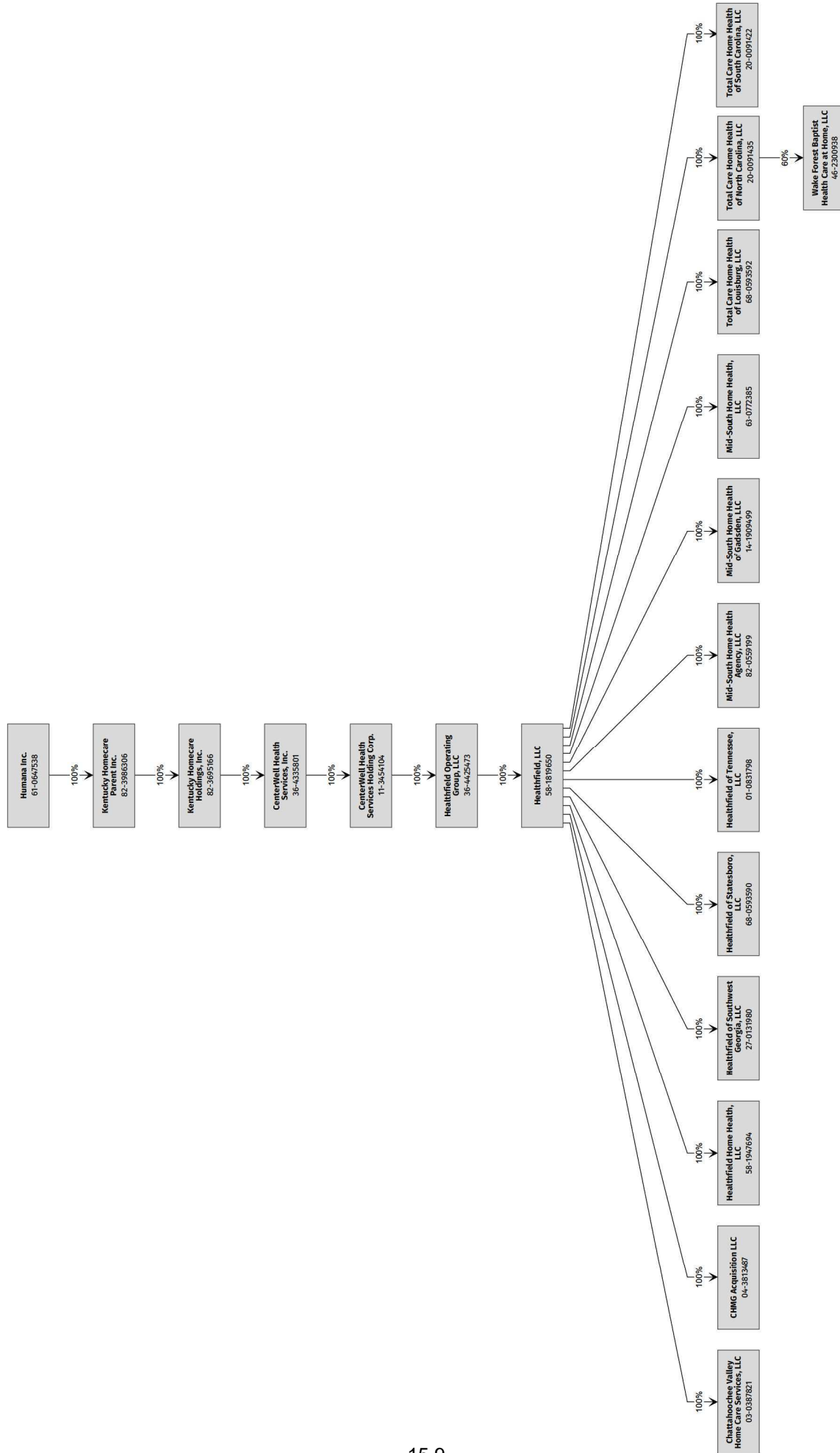


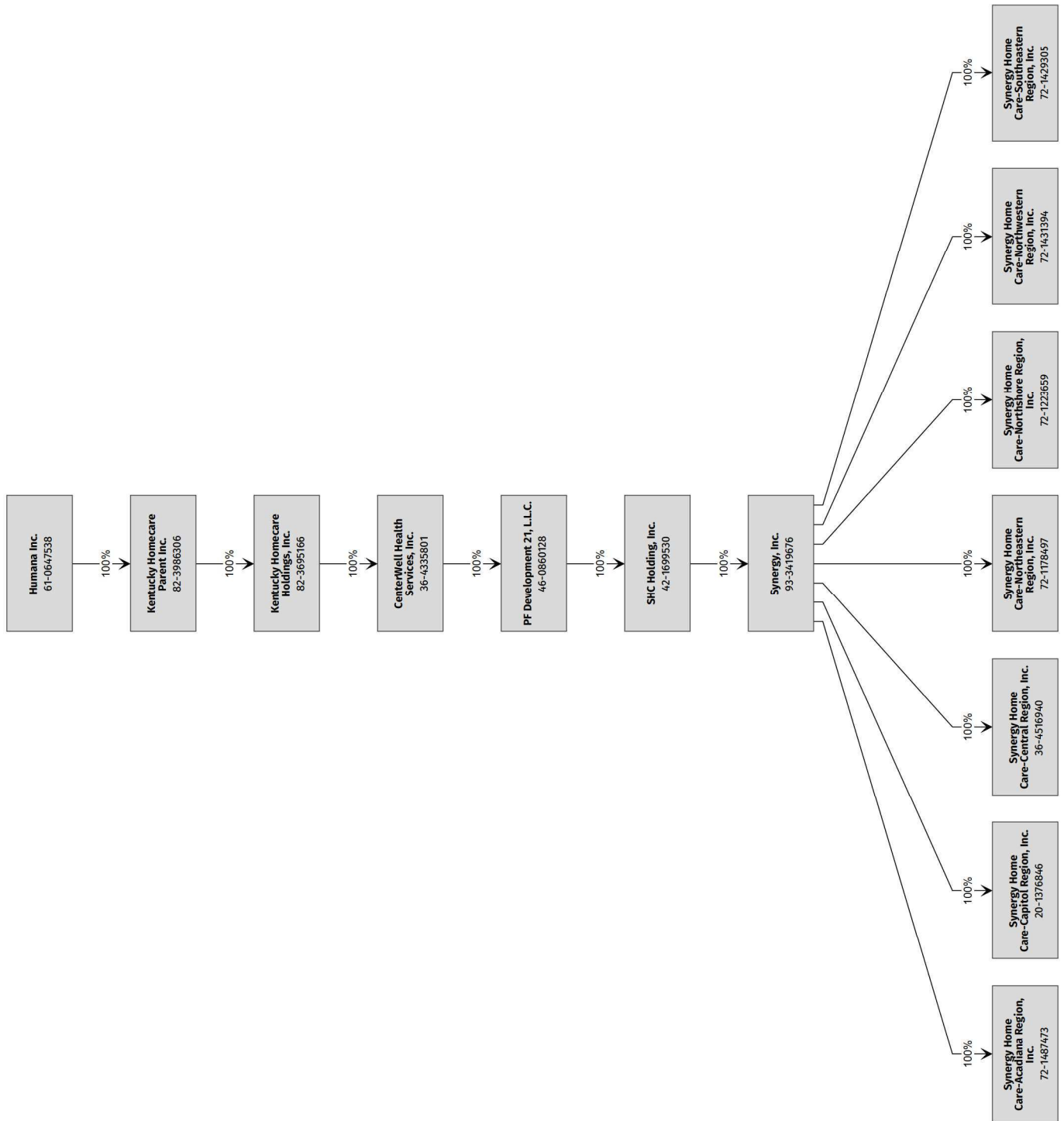


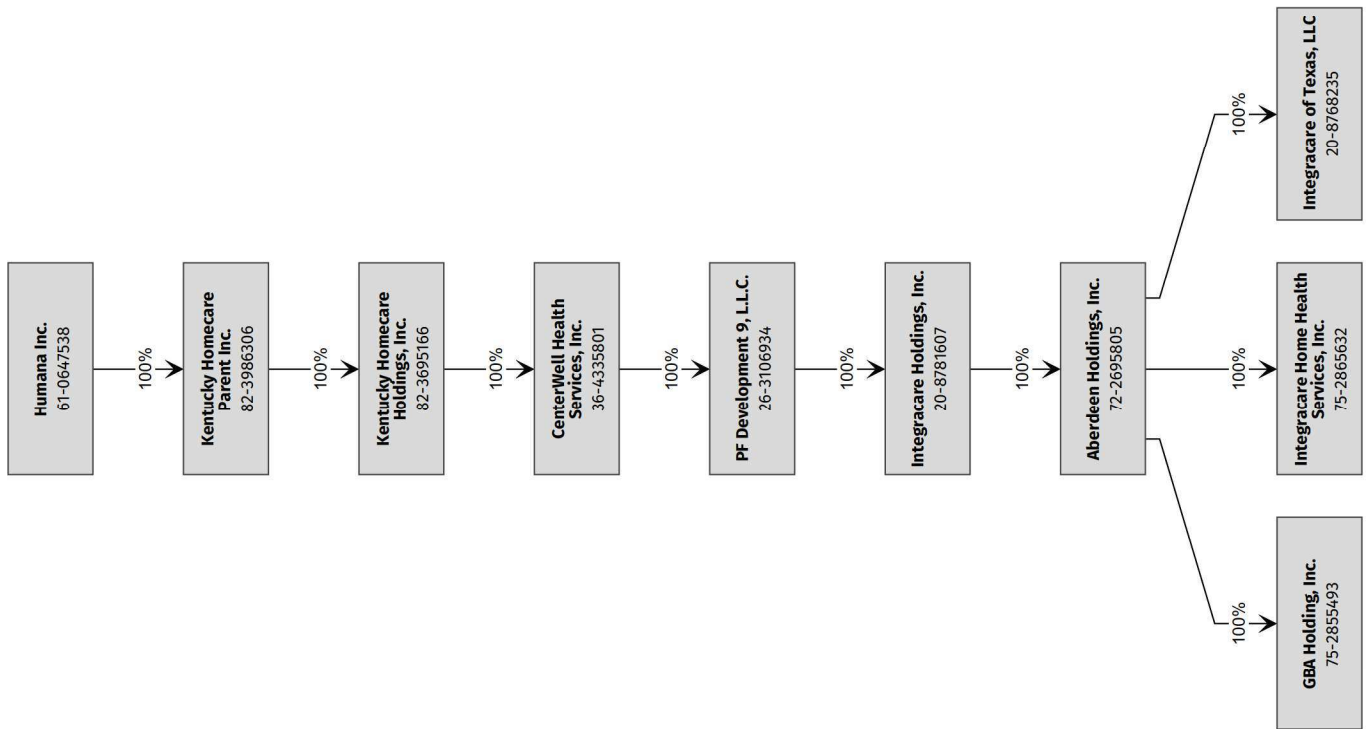




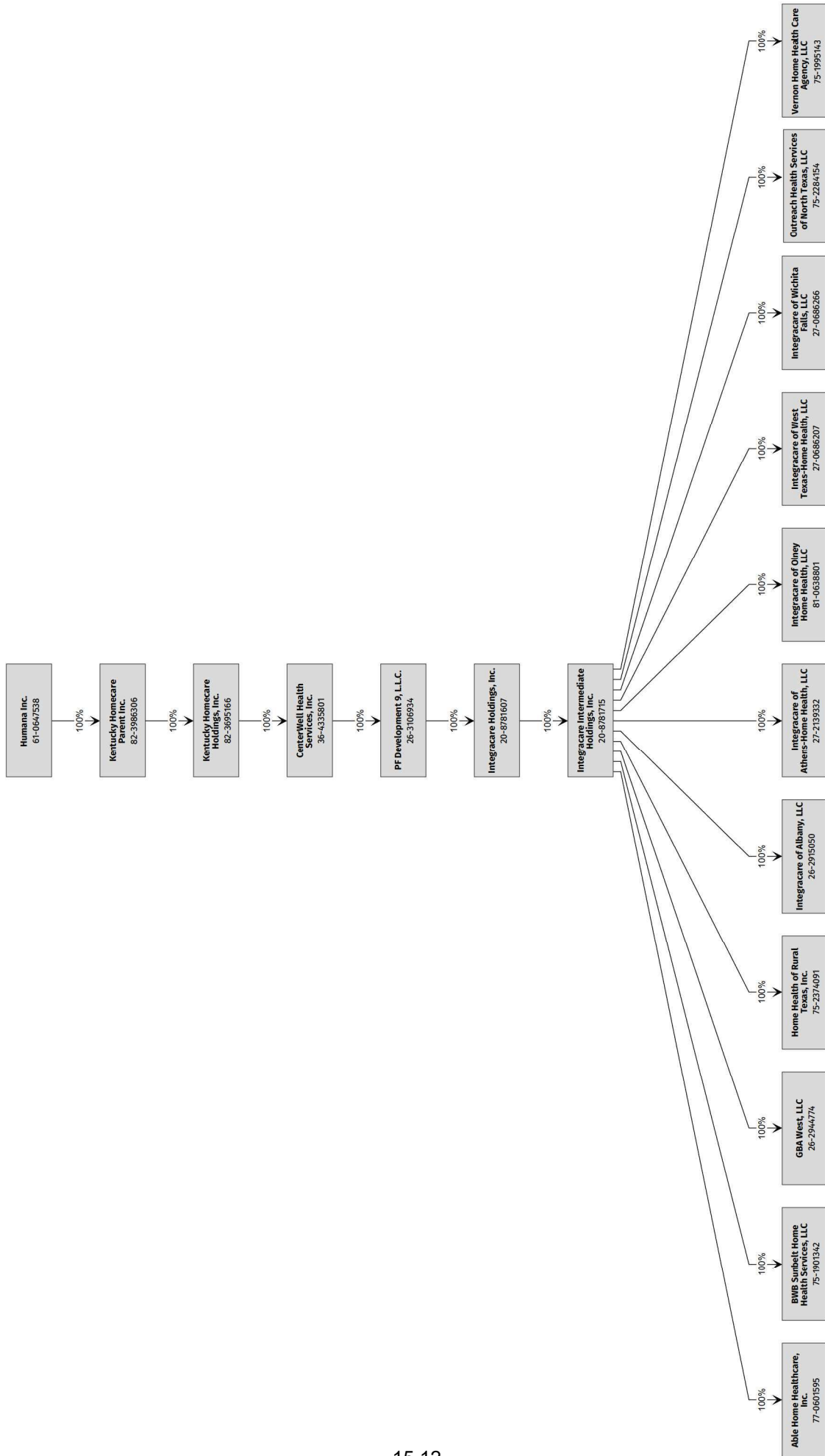
STATEMENT AS OF SEPTEMBER 30, 2025 OF THE Arcadian Health Plan, Inc.

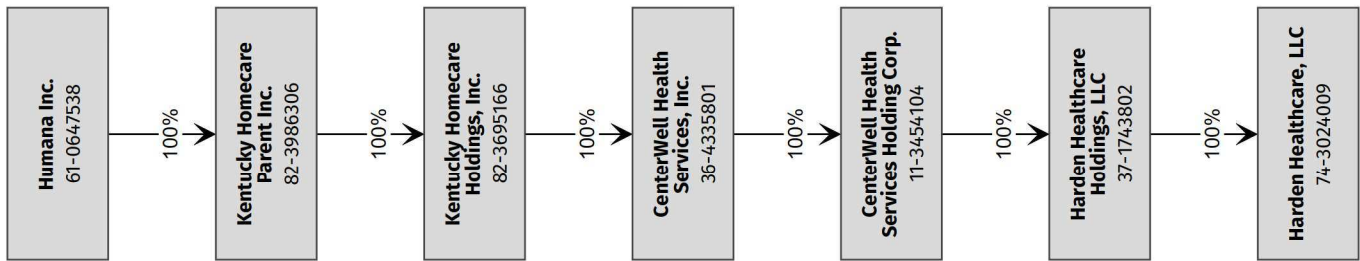




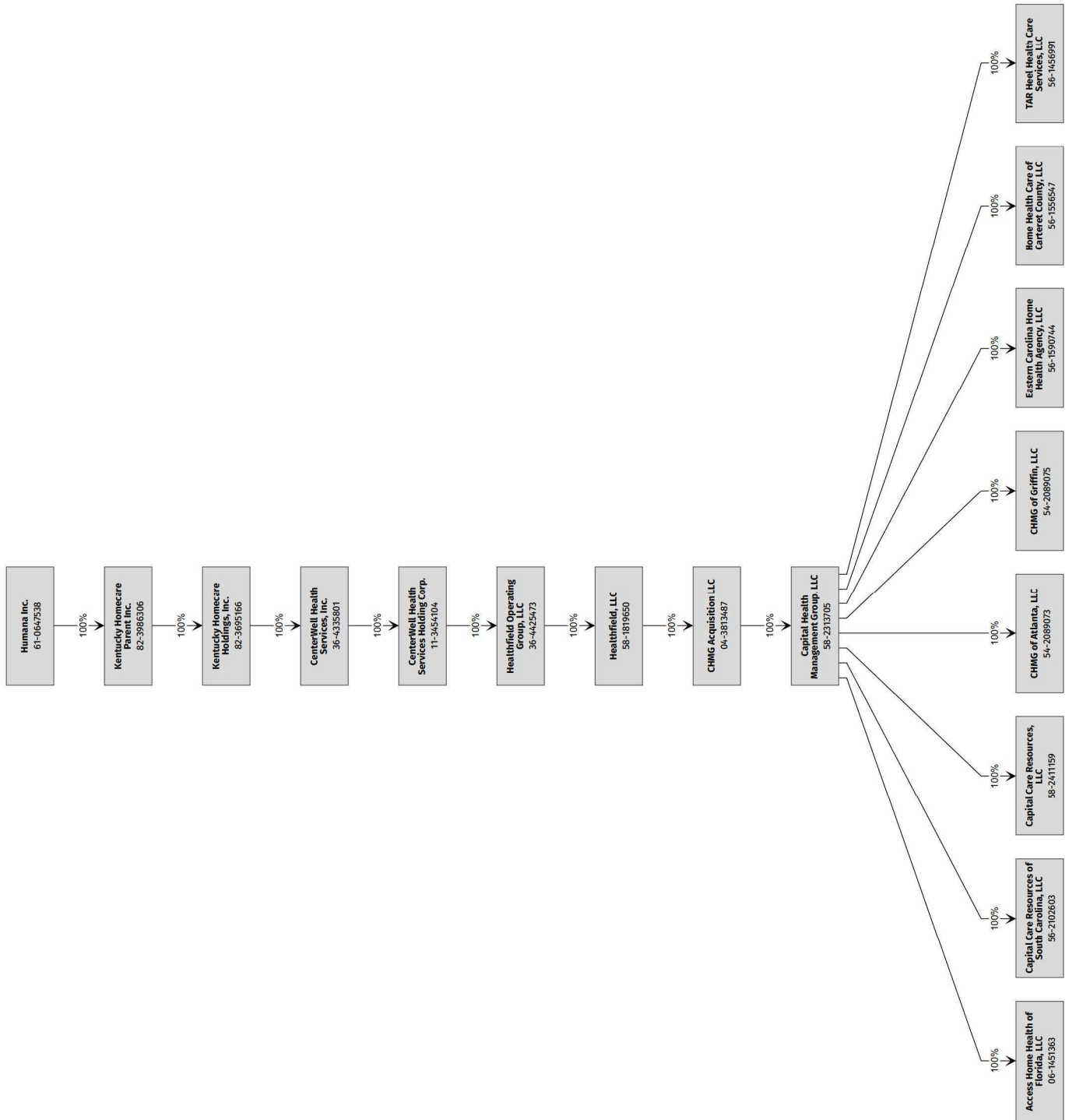


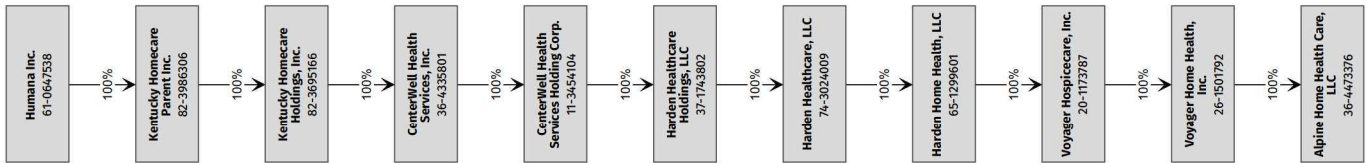
STATEMENT AS OF SEPTEMBER 30, 2025 OF THE Arcadian Health Plan, Inc.

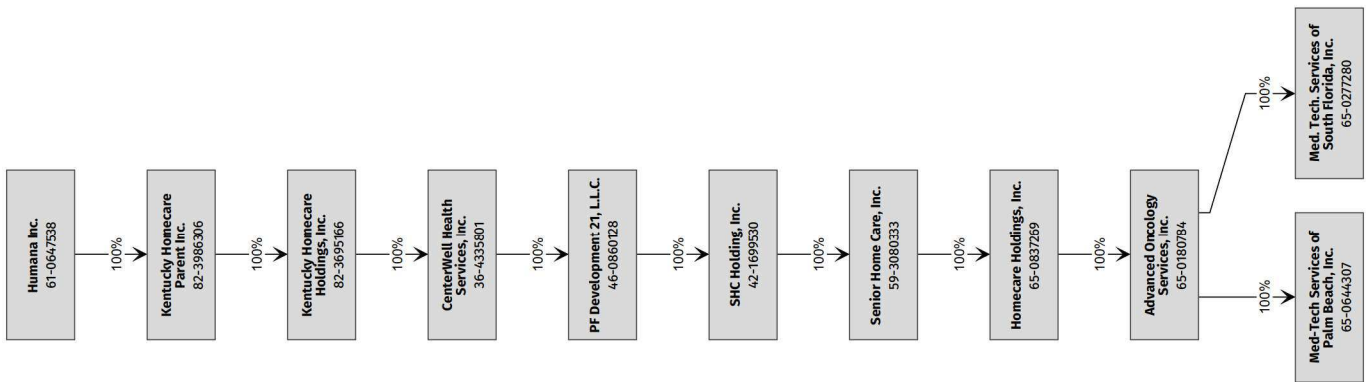




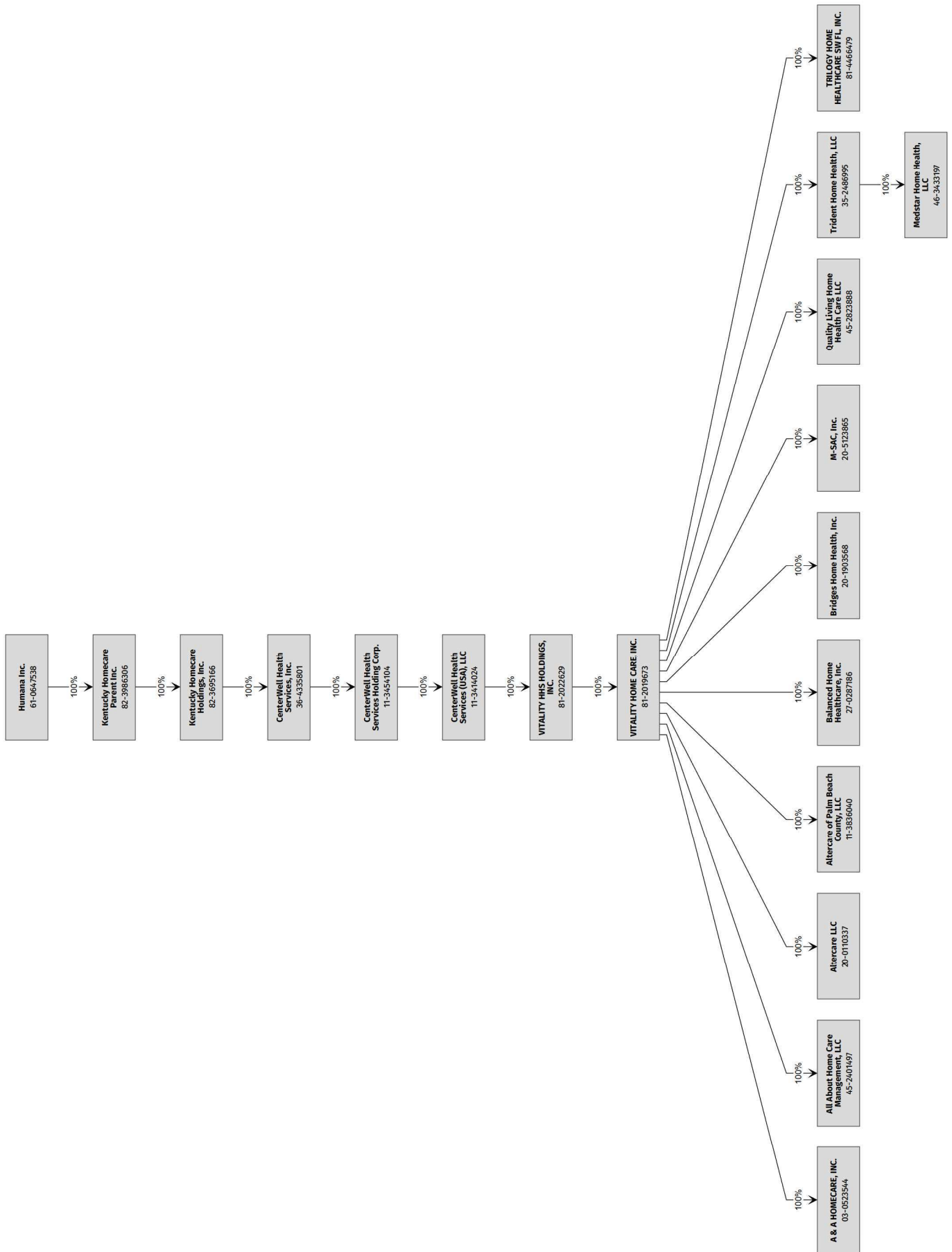
STATEMENT AS OF SEPTEMBER 30, 2025 OF THE Arcadian Health Plan, Inc.







STATEMENT AS OF SEPTEMBER 30, 2025 OF THE Arcadian Health Plan, Inc.



STATEMENT AS OF SEPTEMBER 30, 2025 OF THE Arcadian Health Plan, Inc.

SCHEDULE Y
PART 1A - DETAILS OF INSURANCE HOLDING COMPANY SYSTEM

1	2	3	4	5	6	7	8	9	10	11	12	13	14	15	16
Group Code	Group Name	NAIC Company Code	ID Number	Federal RSSD	CIK	Name of Securities Exchange if Publicly Traded (U.S. or International)	Names of Parent, Subsidiaries Or Affiliates	Domiciliary Location	Relationship to Reporting Entity	Directly Controlled by (Name of Entity/Person)	Type of Control (Ownership, Board, Management, Attorney-in-Fact, Influence, Other)	If Control is Ownership Provide Percentage	Ultimate Controlling Entity(ies)/Person(s)	Is an SCA Filing Required? (Yes/No)	*
.0119	Humana Inc.	12151	20-1001348				Arcadian Health Plan, Inc.	..KY	..RE	Humana Inc.	Ownership	100.000	Humana Inc.	..NO	..0
.0119	Humana Inc.	00000	39-1514846				CareNetwork, Inc.	..WI	..NIA	Humana Inc.	Ownership	100.000	Humana Inc.	..NO	..0
.0119	Humana Inc.	95092	59-2598550				CarePlus Health Plans, Inc.	..FL	..IA	Humana Inc.	Ownership	100.000	Humana Inc.	..NO	..0
.0119	Humana Inc.	95754	62-1579044				Cariten Health Plan Inc.	..TN	..IA	PHP Companies, Inc.	Ownership	100.000	Humana Inc.	..NO	..0
.0119	Humana Inc.	00000	35-2608414				CDO 1, LLC	..DE	..NIA	HJM Provider Holdings, LLC	Ownership	100.000	Humana Inc.	..NO	..0
.0119	Humana Inc.	00000	32-0545504				CDO 2, LLC	..DE	..NIA	HJM Provider Holdings, LLC	Ownership	100.000	Humana Inc.	..NO	..0
.0119	Humana Inc.	95158	61-1279717				CHA HMO, Inc.	..KY	..IA	Humana Inc.	Ownership	100.000	Humana Inc.	..NO	..0
.0119	Humana Inc.	52015	59-2531815				CompBenefits Company	..FL	..IA	Humana Dental Company	Ownership	100.000	Humana Inc.	..NO	..0
.0119	Humana Inc.	00000	04-3185995				CompBenefits Corporation	..DE	..NIA	Humana Inc.	Ownership	100.000	Humana Inc.	..NO	..0
.0119	Humana Inc.	11228	36-3686002				CompBenefits Dental, Inc.	..IL	..IA	Dental Care Plus Management, Corp.	Ownership	100.000	Humana Inc.	..NO	..0
.0119	Humana Inc.	00000	58-2228851				CompBenefits Direct, Inc.	..DE	..NIA	Humana Dental Company	Ownership	100.000	Humana Inc.	..NO	..0
.0119	Humana Inc.	60984	74-2552026				CompBenefits Insurance Company	..TX	..IA	Humana Dental Company	Ownership	100.000	Humana Inc.	..NO	..0
.0119	Humana Inc.	00000	42-1575099				Humana Healthcare Research, Inc.	..IL	..NIA	Humana Inc.	Ownership	100.000	Humana Inc.	..NO	..0
.0119	Humana Inc.	00000	36-4880828				Conviva Care Solutions, LLC	..DE	..NIA	Humana Inc.	Ownership	100.000	Humana Inc.	..NO	..0
.0119	Humana Inc.	15886	75-2043865				Humana Benefit Plan of Texas, Inc.	..TX	..IA	Humana Inc.	Ownership	100.000	Humana Inc.	..NO	..0
.0119	Humana Inc.	00000	36-3512545				Dental Care Plus Management, Corp.	..IL	..NIA	Humana Dental Company	Ownership	100.000	Humana Inc.	..NO	..0
.0119	Humana Inc.	95161	76-0039628				DentiCare, Inc.	..TX	..IA	Humana Dental Company	Ownership	100.000	Humana Inc.	..NO	..0
.0119	Humana Inc.	88595	31-0935772				EmpheSys Insurance Company	..TX	..IA	EmpheSys, Inc.	Ownership	100.000	Humana Inc.	..NO	..0
.0119	Humana Inc.	00000	61-1237697				EmpheSys, Inc.	..DE	..NIA	Humana Inc.	Ownership	100.000	Humana Inc.	..NO	..0
.0119	Humana Inc.	00000	59-3164234				CenterWell Senior Primary Care (FL), Inc.	..FL	..NIA	FPG Acquisition Corp.	Ownership	100.000	Humana Inc.	..NO	..0
.0119	Humana Inc.	00000	81-3802918				FPG Acquisition Corp.	..DE	..NIA	FPG Acquisition Holdings Corp.	Ownership	100.000	Humana Inc.	..NO	..0
.0119	Humana Inc.	00000	81-3819187				FPG Acquisition Holdings Corp.	..DE	..NIA	FPG Holding Company, LLC	Ownership	100.000	Humana Inc.	..NO	..0
.0119	Humana Inc.	00000	32-0505460				FPG Holding Company, LLC	..DE	..NIA	Humana Inc.	Ownership	100.000	Humana Inc.	..NO	..0
.0119	Humana Inc.	00000	45-4685400				FPG Senior Services, LLC	..FL	..NIA	FPG Acquisition Corp.	Ownership	100.000	Humana Inc.	..NO	..0
.0119	Humana Inc.	00000	27-1649291				Harris, Rothenberg International Inc.	..NY	..NIA	Humana Inc.	Ownership	100.000	Humana Inc.	..NO	..0
.0119	Humana Inc.	00000	61-1223418				Health Value Management, Inc.	..DE	..NIA	Humana Inc.	Ownership	100.000	Humana Inc.	..NO	..0
.0119	Humana Inc.	00000	26-3592783				HJM Provider Holdings, LLC	..DE	..NIA	Humana Inc.	Ownership	100.000	Humana Inc.	..NO	..0
.0119	Humana Inc.	00000	20-4835394				Humana Active Outlook, Inc.	..KY	..NIA	Humana Inc.	Ownership	100.000	Humana Inc.	..NO	..0
.0119	Humana Inc.	00000	65-0274594				Humana At Home 1, Inc.	..FL	..NIA	Humana Dental Company	Ownership	100.000	Humana Inc.	..NO	..0
.0119	Humana Inc.	00000	13-4036798				Humana at Home, Inc.	..DE	..NIA	Humana Inc.	Ownership	100.000	Humana Inc.	..NO	..0
.0119	Humana Inc.	60052	37-1326199				Humana Benefit Plan of Illinois, Inc.	..IL	..IA	Humana Inc.	Ownership	100.000	Humana Inc.	..NO	..0
.0119	Humana Inc.	00000	59-1843760				Humana Dental Company	..FL	..NIA	CompBenefits Corporation	Ownership	100.000	Humana Inc.	..NO	..0
.0119	Humana Inc.	95519	58-2209549				Humana Employers Health Plan of Georgia, Inc.	..GA	..IA	Humana Insurance Company	Ownership	100.000	Humana Inc.	..NO	..0
.0119	Humana Inc.	00000	61-1241225				Humana Government Business, Inc.	..DE	..NIA	Humana Inc.	Ownership	100.000	Humana Inc.	..NO	..0
.0119	Humana Inc.	95642	72-1279235				Humana Health Benefit Plan of Louisiana, Inc.	..LA	..IA	Humana Insurance Company	Ownership	100.000	Humana Inc.	..NO	..0
.0119	Humana Inc.	13558	26-2800286				Humana Health Company of New York, Inc.	..NY	..IA	Humana Inc.	Ownership	100.000	Humana Inc.	..NO	..0
.0119	Humana Inc.	69671	61-1041514				Humana Health Insurance Company of Florida, Inc.	..FL	..IA	Humana Inc.	Ownership	100.000	Humana Inc.	..NO	..0
.0119	Humana Inc.	16280	26-3473328				Humana Health Plan of California, Inc.	..CA	..IA	Humana Inc.	Ownership	100.000	Humana Inc.	..NO	..0
.0119	Humana Inc.	95348	31-1154200				Humana Health Plan of Ohio, Inc.	..OH	..IA	Humana Inc.	Ownership	100.000	Humana Inc.	..NO	..0
.0119	Humana Inc.	95024	61-0994632				Humana Health Plan of Texas, Inc.	..TX	..IA	Humana Inc.	Ownership	100.000	Humana Inc.	..NO	..0
.0119	Humana Inc.	95885	61-1013183				Humana Health Plan, Inc.	..KY	..IA	Humana Inc.	Ownership	100.000	Humana Inc.	..NO	..0
.0119	Humana Inc.	95721	66-0406896				Humana Health Plans of Puerto Rico, Inc.	..PR	..IA	Humana Inc.	Ownership	100.000	Humana Inc.	..NO	..0
.0119	Humana Inc.	00000	61-0647538		0000049071	NYSE	Humana Inc.	..DE	..UDP	See Footnote 1	Other	0.000	See Footnote 1	..NO	..2
.0119	Humana Inc.	00000	61-1343791				Humana Innovation Enterprises, Inc.	..DE	..NIA	Humana Inc.	Ownership	100.000	Humana Inc.	..NO	..0
.0119	Humana Inc.	73288	39-1263473				Humana Insurance Company	..WI	..IA	CareNetwork, Inc.	Ownership	100.000	Humana Inc.	..NO	..0
.0119	Humana Inc.	60219	61-1311685				Humana Insurance Company of Kentucky	..KY	..IA	Humana Insurance Company	Ownership	100.000	Humana Inc.	..NO	..0

STATEMENT AS OF SEPTEMBER 30, 2025 OF THE Arcadian Health Plan, Inc.

SCHEDULE Y
PART 1A - DETAILS OF INSURANCE HOLDING COMPANY SYSTEM

1	2	3	4	5	6	7	8	9	10	11	12	13	14	15	16
Group Code	Group Name	NAIC Company Code	ID Number	Federal RSSD	CIK	Name of Securities Exchange if Publicly Traded (U.S. or International)	Names of Parent, Subsidiaries Or Affiliates	Domiciliary Location	Relationship to Reporting Entity	Directly Controlled by (Name of Entity/Person)	Type of Control (Ownership, Board, Management, Attorney-in-Fact, Influence, Other)	If Control is Ownership Provide Percentage	Ultimate Controlling Entity(ies)/Person(s)	Is an SCA Filing Required? (Yes/No)	*
.0119	Humana Inc.	12634	20-2888723				Humana Insurance Company of New York	NY	IA	Humana Inc.	Ownership	100.000	Humana Inc.	NO	0
.0119	Humana Inc.	84603	66-0291866				Humana Insurance of Puerto Rico, Inc.	PR	IA	Humana Inc.	Ownership	100.000	Humana Inc.	NO	0
.0119	Humana Inc.	00000	20-3364857				Humana MarketPOINT of Puerto Rico, Inc.	PR	NIA	Humana Inc.	Ownership	100.000	Humana Inc.	NO	0
.0119	Humana Inc.	00000	61-1343508				Humana MarketPOINT, Inc.	KY	NIA	Humana Inc.	Ownership	100.000	Humana Inc.	NO	0
.0119	Humana Inc.	14224	27-3991410				Humana Medical Plan of Michigan, Inc.	MI	IA	Humana Inc.	Ownership	100.000	Humana Inc.	NO	0
.0119	Humana Inc.	14462	27-4460531				Humana Medical Plan of Pennsylvania, Inc.	PA	IA	Humana Inc.	Ownership	100.000	Humana Inc.	NO	0
.0119	Humana Inc.	12908	20-8411422				Humana Medical Plan of Utah, Inc.	UT	IA	Humana Inc.	Ownership	100.000	Humana Inc.	NO	0
.0119	Humana Inc.	95270	61-1103898				Humana Medical Plan, Inc.	FL	IA	Humana Inc.	Ownership	100.000	Humana Inc.	NO	0
.0119	Humana Inc.	00000	45-2254346				Humana Pharmacy Solutions, Inc.	KY	NIA	Humana Inc.	Ownership	100.000	Humana Inc.	NO	0
.0119	Humana Inc.	00000	61-1316926				CenterWell Pharmacy, Inc.	DE	NIA	Humana Inc.	Ownership	100.000	Humana Inc.	NO	0
.0119	Humana Inc.	12282	20-2036444				Humana Regional Health Plan, Inc.	AR	IA	Humana Inc.	Ownership	100.000	Humana Inc.	NO	0
.0119	Humana Inc.	00000	26-4522426				Humana WellWorks LLC	DE	NIA	Health Value Management, Inc.	Ownership	100.000	Humana Inc.	NO	0
.0119	Humana Inc.	95342	39-1525003				Humana Wisconsin Health Organization Insurance Corporation	WI	IA	CareNetwork, Inc.	Ownership	100.000	Humana Inc.	NO	0
.0119	Humana Inc.	70580	39-0714280				HumanaDental Insurance Company	WI	IA	HumanaDental, Inc.	Ownership	100.000	Humana Inc.	NO	0
.0119	Humana Inc.	00000	61-1364005				HumanaDental, Inc.	DE	NIA	Humana Inc.	Ownership	100.000	Humana Inc.	NO	0
.0119	Humana Inc.	00000	27-4535747				Go365, LLC	DE	NIA	HumanaWellworks LLC	Ownership	100.000	Humana Inc.	NO	0
.0119	Humana Inc.	00000	61-1239538				Humco, Inc.	KY	NIA	Humana Inc.	Ownership	100.000	Humana Inc.	NO	0
.0119	Humana Inc.	00000	61-1383567				HUM-e-FL, Inc.	FL	NIA	Humana Inc.	Ownership	100.000	Humana Inc.	NO	0
.0119	Humana Inc.	00000	86-1050795				Hummingbird Coaching Systems LLC	OH	NIA	Harris, Rothenberg International Inc.	Ownership	100.000	Humana Inc.	NO	0
.0119	Humana Inc.	11695	39-1769093				Independent Care Health Plan	WI	IA	CareNetwork, Inc.	Ownership	100.000	Humana Inc.	NO	0
.0119	Humana Inc.	00000	61-1232669				Managed Care Indemnity, Inc.	VT	IA	Humana Inc.	Ownership	100.000	Humana Inc.	NO	0
.0119	Humana Inc.	00000	20-5569675				Conviva Group Holdings, LLC	DE	NIA	Metropolitan Health Networks, Inc.	Ownership	100.000	Humana Inc.	NO	0
.0119	Humana Inc.	00000	20-5904436				Conviva Medical Center Management, LLC	DE	NIA	Conviva Group Holdings, LLC	Ownership	100.000	Humana Inc.	NO	0
.0119	Humana Inc.	00000	81-2957926				Conviva Speciality, LLC	FL	NIA	Conviva Group Holdings, LLC	Ownership	100.000	Humana Inc.	NO	0
.0119	Humana Inc.	00000	65-0879131				METCARE of Florida, Inc.	FL	NIA	Conviva Group Holdings, LLC	Ownership	100.000	Humana Inc.	NO	0
.0119	Humana Inc.	00000	65-0635728				Metropolitan Health Networks, Inc.	FL	NIA	Humana Inc.	Ownership	100.000	Humana Inc.	NO	0
.0119	Humana Inc.	00000	62-1552091				PHP Companies, Inc.	TN	NIA	Humana Inc.	Ownership	100.000	Humana Inc.	NO	0
.0119	Humana Inc.	00000	20-1724127				Humana Real Estate Company	KY	NIA	Humana Inc.	Ownership	100.000	Humana Inc.	NO	0
.0119	Humana Inc.	00000	46-1225873				Conviva Health MSO of Texas, Inc.	DE	NIA	Conviva Group Holdings, LLC	Ownership	100.000	Humana Inc.	NO	0
.0119	Humana Inc.	00000	74-2352809				Texas Dental Plans, Inc.	TX	NIA	Humana Dental Company	Ownership	100.000	Humana Inc.	NO	0
.0119	Humana Inc.	54739	52-1157181				The Dental Concern, Inc.	KY	IA	HumanaDental, Inc.	Ownership	100.000	Humana Inc.	NO	0
.0119	Humana Inc.	00000	80-0072760				Humana Digital Health and Analytics Platform Services, Inc.	DE	NIA	Humana Inc.	Ownership	100.000	Humana Inc.	NO	0
.0119	Humana Inc.	00000	46-5329373				Conviva Health Management, LLC	DE	NIA	Conviva Group Holdings, LLC	Ownership	100.000	Humana Inc.	NO	0
.0119	Humana Inc.	00000	66-0872725				Humana Management Services of Puerto Rico, Inc.	PR	NIA	Humana Inc.	Ownership	100.000	Humana Inc.	NO	0
.0119	Humana Inc.	00000	83-3321367				North Region Providers, LLC	DE	NIA	Humana Government Business, Inc.	Ownership	100.000	Humana Inc.	NO	0
.0119	Humana Inc.	00000	35-2640679				Primary Care Holdings II, LLC	DE	NIA	Humana Inc.	Ownership	100.000	Humana Inc.	NO	0
.0119	Humana Inc.	00000	37-1910409				Transcend Population Health Management II, LLC	DE	NIA	Humana Inc.	Ownership	100.000	Humana Inc.	NO	0
.0119	Humana Inc.	00000	84-2214810				Edge Health MSO, Inc.	DE	NIA	Humana Inc.	Ownership	100.000	Humana Inc.	NO	0
.0119	Humana Inc.	16717	84-3226630				Humana Benefit Plan of South Carolina, Inc.	SC	IA	Humana Inc.	Ownership	100.000	Humana Inc.	NO	0
.0119	Humana Inc.	00000	85-3191430				Conviva Care Solutions II, LLC	DE	NIA	Conviva Care Solutions, LLC	Ownership	100.000	Humana Inc.	NO	0
.0119	Humana Inc.	00000	85-3099097				Humana Direct Contracting Entity, Inc.	DE	NIA	Humana Inc.	Ownership	100.000	Humana Inc.	NO	0
.0119	Humana Inc.	00000	85-0858631				CenterWell Care Solutions, Inc.	DE	NIA	Humana Inc.	Ownership	100.000	Humana Inc.	NO	0
.0119	Humana Inc.	00000	87-1493628				Echo Primary Care Holdings, LLC	DE	NIA	Primary Care Holdings II, LLC	Ownership	100.000	Humana Inc.	NO	0
.0119	Humana Inc.	00000	45-2594868				Accredited Home Health of Broward, Inc.	FL	NIA	One Home Health Holdings, LLC	Ownership	100.000	Humana Inc.	NO	0
.0119	Humana Inc.	00000	47-4681334				Care Hope Holdings, Inc.	FL	NIA	One Home Health Holdings, LLC	Ownership	100.000	Humana Inc.	NO	0
.0119	Humana Inc.	00000	80-0732207				Care Hope Home Health Agency, Inc.	FL	NIA	Care Hope Holdings, Inc.	Ownership	100.000	Humana Inc.	NO	0

STATEMENT AS OF SEPTEMBER 30, 2025 OF THE Arcadian Health Plan, Inc.

SCHEDULE Y
PART 1A - DETAILS OF INSURANCE HOLDING COMPANY SYSTEM

1	2	3	4	5	6	7	8	9	10	11	12	13	14	15	16
Group Code	Group Name	NAIC Company Code	ID Number	Federal RSSD	CIK	Name of Securities Exchange if Publicly Traded (U.S. or International)	Names of Parent, Subsidiaries Or Affiliates	Domiciliary Location	Relationship to Reporting Entity	Directly Controlled by (Name of Entity/Person)	Type of Control (Ownership, Board, Management, Attorney-in-Fact, Influence, Other)	If Control is Ownership Provide Percentage	Ultimate Controlling Entity(ies)/Person(s)	Is an SCA Filing Required? (Yes/No)	*
.0119	Humana Inc.	00000	74-2769755				Corpus Christi Home Care, Inc.	TX	NIA	One Home Health Holdings CCTX, LLC	Ownership	100.000	Humana Inc.	NO	0
.0119	Humana Inc.	00000	20-3443369				On the Way Home Care, Inc.	FL	NIA	One Home Health Holdings, LLC	Ownership	100.000	Humana Inc.	NO	0
.0119	Humana Inc.	00000	81-3485437				One Home Health Holdings, LLC	FL	NIA	One Homecare Solutions, LLC	Ownership	100.000	Humana Inc.	NO	0
.0119	Humana Inc.	00000	82-2018741				One Home Health Holdings CCTX, LLC	TX	NIA	One Home Health Holdings, LLC	Ownership	100.000	Humana Inc.	NO	0
.0119	Humana Inc.	00000	46-2894851				One Home Medical Equipment, LLC	FL	NIA	One Homecare Solutions, LLC	Ownership	100.000	Humana Inc.	NO	0
.0119	Humana Inc.	00000	82-3472028				One Home Medical Equipment TX, LLC	TX	NIA	One Homecare Solutions, LLC	Ownership	100.000	Humana Inc.	NO	0
.0119	Humana Inc.	00000	46-3116955				One Nursing Care, LLC	FL	NIA	One Homecare Solutions, LLC	Ownership	100.000	Humana Inc.	NO	0
.0119	Humana Inc.	00000	46-3313080				One Homecare Solutions, LLC	FL	NIA	Humana Inc. - 100%	Ownership	100.000	Humana Inc.	NO	0
.0119	Humana Inc.	00000	46-4176818				One Homecare Systems, LLC	FL	NIA	One Homecare Solutions, LLC	Ownership	100.000	Humana Inc.	NO	0
.0119	Humana Inc.	00000	46-2882412				One Homecare Pharmacy, LLC	FL	NIA	One Homecare Solutions, LLC	Ownership	100.000	Humana Inc.	NO	0
.0119	Humana Inc.	00000	20-4271850				One TPA Systems, Inc.	FL	NIA	One Homecare Solutions, LLC	Ownership	100.000	Humana Inc.	NO	0
.0119	Humana Inc.	00000	72-2695805				Aberdeen Holdings, Inc.	TX	NIA	Integracare Holdings, Inc.	Ownership	100.000	Humana Inc.	NO	0
.0119	Humana Inc.	00000	77-0601595				Able Home Healthcare, Inc.	TX	NIA	Integracare Intermediate Holdings, Inc.	Ownership	100.000	Humana Inc.	NO	0
.0119	Humana Inc.	00000	06-1451363				Access Home Health of Florida, LLC	DE	NIA	Capital Health Management Group, LLC	Ownership	100.000	Humana Inc.	NO	0
.0119	Humana Inc.	00000	65-0180784				Advanced Oncology Services, Inc.	FL	NIA	Homecare Holdings, Inc.	Ownership	100.000	Humana Inc.	NO	0
.0119	Humana Inc.	00000	36-4473376				Alpine Home Health Care, LLC	CO	NIA	Voyager Home Health, Inc.	Ownership	100.000	Humana Inc.	NO	0
.0119	Humana Inc.	00000	11-3306095				American Homecare Management Corp.	DE	NIA	Missouri Home Care of Rolla, Inc.	Ownership	100.000	Humana Inc.	NO	0
.0119	Humana Inc.	00000	94-3247811				Asian American Home Care, Inc.	CA	NIA	Harden Home Health, LLC	Ownership	100.000	Humana Inc.	NO	0
.0119	Humana Inc.	00000	75-1901342				BWB Sunbelt Home Health Services, LLC	TX	NIA	Integracare Intermediate Holdings, Inc.	Ownership	100.000	Humana Inc.	NO	0
.0119	Humana Inc.	00000	56-2102603				Capital Care Resources of South Carolina, LLC	GA	NIA	Capital Health Management Group, LLC	Ownership	100.000	Humana Inc.	NO	0
.0119	Humana Inc.	00000	58-2411159				Capital Care Resources, LLC	GA	NIA	Capital Health Management Group, LLC	Ownership	100.000	Humana Inc.	NO	0
.0119	Humana Inc.	00000	58-2313705				Capital Health Management Group, LLC	GA	NIA	CHMG Acquisition LLC	Ownership	100.000	Humana Inc.	NO	0
.0119	Humana Inc.	00000	03-0387821				Chattahoochee Valley Home Care Services, LLC	GA	NIA	Healthfield, LLC	Ownership	100.000	Humana Inc.	NO	0
.0119	Humana Inc.	00000	34-1994007				Chattahoochee Valley Home Health, LLC	GA	NIA	Chattahoochee Valley Home Care Services, LLC	Ownership	100.000	Humana Inc.	NO	0
.0119	Humana Inc.	00000	04-3813487				CHMG Acquisition LLC	GA	NIA	Healthfield, LLC	Ownership	100.000	Humana Inc.	NO	0
.0119	Humana Inc.	00000	54-2089073				CHMG of Atlanta, LLC	GA	NIA	Capital Health Management Group, LLC	Ownership	100.000	Humana Inc.	NO	0
.0119	Humana Inc.	00000	54-2089075				CHMG of Griffin, LLC	GA	NIA	Capital Health Management Group, LLC	Ownership	100.000	Humana Inc.	NO	0
.0119	Humana Inc.	00000	56-1590744				Eastern Carolina Home Health Agency, LLC	NC	NIA	Capital Health Management Group, LLC	Ownership	100.000	Humana Inc.	NO	0
.0119	Humana Inc.	00000	55-0750157				First Home Health, Inc.	WV	NIA	Harden Home Health, LLC	Ownership	100.000	Humana Inc.	NO	0
.0119	Humana Inc.	00000	75-2855493				GBA Holding, Inc.	TX	NIA	Aberdeen Holdings, Inc.	Ownership	100.000	Humana Inc.	NO	0
.0119	Humana Inc.	00000	26-2944774				GBA West, LLC	TX	NIA	Integracare Intermediate Holdings, Inc.	Ownership	100.000	Humana Inc.	NO	0
.0119	Humana Inc.	00000	11-2645333				CenterWell Certified Healthcare Corp.	DE	NIA	CenterWell Health Services Holding Corp.	Ownership	100.000	Humana Inc.	NO	0
.0119	Humana Inc.	00000	11-3454105				CenterWell Health Services (Certified), Inc.	DE	NIA	CenterWell Health Services Holding Corp.	Ownership	100.000	Humana Inc.	NO	0
.0119	Humana Inc.	00000	11-3414024				CenterWell Health Services (USA), LLC	DE	NIA	CenterWell Health Services Holding Corp.	Ownership	100.000	Humana Inc.	NO	0
.0119	Humana Inc.	00000	11-3454104				CenterWell Health Services Holding Corp.	DE	NIA	CenterWell Health Services, Inc.	Ownership	100.000	Humana Inc.	NO	0
.0119	Humana Inc.	00000	36-4335801				CenterWell Health Services, Inc.	DE	NIA	Kentucky Homecare Holdings, Inc.	Ownership	100.000	Humana Inc.	NO	0
.0119	Humana Inc.	00000	64-0730826				Gilbert's Home Health Agency, Inc.	MS	NIA	Home Health Care Affiliates, Inc.	Ownership	100.000	Humana Inc.	NO	0
.0119	Humana Inc.	00000	37-1743802				Harden Healthcare Holdings, LLC	DE	NIA	CenterWell Health Services Holding Corp.	Ownership	100.000	Humana Inc.	NO	0
.0119	Humana Inc.	00000	74-3024009				Harden Healthcare, LLC	TX	NIA	Harden Healthcare Holdings, LLC	Ownership	100.000	Humana Inc.	NO	0
.0119	Humana Inc.	00000	65-1299601				Harden Home Health, LLC	DE	NIA	Harden Healthcare, LLC	Ownership	100.000	Humana Inc.	NO	0
.0119	Humana Inc.	00000	42-1285486				Hawkeye Health Services, Inc.	IA	NIA	Harden Home Health, LLC	Ownership	100.000	Humana Inc.	NO	0
.0119	Humana Inc.	00000	58-1947694				Healthfield Home Health, LLC	GA	NIA	Healthfield, LLC	Ownership	100.000	Humana Inc.	NO	0
.0119	Humana Inc.	00000	27-0131980				Healthfield of Southwest Georgia, LLC	GA	NIA	Healthfield, LLC	Ownership	100.000	Humana Inc.	NO	0
.0119	Humana Inc.	00000	68-0593590				Healthfield of Statesboro, LLC	GA	NIA	Healthfield, LLC	Ownership	100.000	Humana Inc.	NO	0
.0119	Humana Inc.	00000	01-0831798				Healthfield of Tennessee, LLC	GA	NIA	Healthfield, LLC	Ownership	100.000	Humana Inc.	NO	0

STATEMENT AS OF SEPTEMBER 30, 2025 OF THE Arcadian Health Plan, Inc.

SCHEDULE Y
PART 1A - DETAILS OF INSURANCE HOLDING COMPANY SYSTEM

1	2	3	4	5	6	7	8	9	10	11	12	13	14	15	16
Group Code	Group Name	NAIC Company Code	ID Number	Federal RSSD	CIK	Name of Securities Exchange if Publicly Traded (U.S. or International)	Names of Parent, Subsidiaries Or Affiliates	Domiciliary Location	Relationship to Reporting Entity	Directly Controlled by (Name of Entity/Person)	Type of Control (Ownership, Board, Management, Attorney-in-Fact, Influence, Other)	If Control is Ownership Provide Percentage	Ultimate Controlling Entity(ies)/Person(s)	Is an SCA Filing Required? (Yes/No)	*
.0119	Humana Inc.	00000	36-4425473				Healthfield Operating Group, LLC	DE	NIA	CenterWell Health Services Holding Corp.	Ownership	100.000	Humana Inc.	NO	0
.0119	Humana Inc.	00000	58-1819650				Healthfield, LLC	DE	NIA	Healthfield Operating Group, LLC	Ownership	100.000	Humana Inc.	NO	0
.0119	Humana Inc.	00000	90-0527683				HHS Healthcare Corp.	DE	NIA	Professional Healthcare, LLC	Ownership	100.000	Humana Inc.	NO	0
.0119	Humana Inc.	00000	62-1807084				Home Health Care Affiliates of Central Mississippi, L.L.C.	MS	NIA	CenterWell Certified Healthcare Corp.	Ownership	100.000	Humana Inc.	NO	0
.0119	Humana Inc.	00000	62-1775256				Home Health Care Affiliates of Mississippi, Inc.	MS	NIA	CenterWell Certified Healthcare Corp.	Ownership	100.000	Humana Inc.	NO	0
.0119	Humana Inc.	00000	74-2737989				Home Health Care Affiliates, Inc.	MS	NIA	CenterWell Certified Healthcare Corp.	Ownership	100.000	Humana Inc.	NO	0
.0119	Humana Inc.	00000	56-1556547				Home Health Care of Carteret County, LLC	NC	NIA	Capital Health Management Group, LLC	Ownership	100.000	Humana Inc.	NO	0
.0119	Humana Inc.	00000	75-2374091				Home Health of Rural Texas, Inc.	TX	NIA	Integracare Intermediate Holdings, Inc.	Ownership	100.000	Humana Inc.	NO	0
.0119	Humana Inc.	00000	87-0494759				Home Health Services, Inc.	UT	NIA	HHS Healthcare Corp.	Ownership	100.000	Humana Inc.	NO	0
.0119	Humana Inc.	00000	65-0837269				Homecare Holdings, Inc.	FL	NIA	Senior Home Care, Inc.	Ownership	100.000	Humana Inc.	NO	0
.0119	Humana Inc.	00000	76-0456316				Horizon Health Care Services, Inc.	TX	NIA	Harden Home Health, LLC	Ownership	100.000	Humana Inc.	NO	0
.0119	Humana Inc.	00000	20-8781607				Integracare Holdings, Inc.	DE	NIA	PF Development 9, L.L.C.	Ownership	100.000	Humana Inc.	NO	0
.0119	Humana Inc.	00000	75-2865632				Integracare Home Health Services, Inc.	TX	NIA	Aberdeen Holdings, Inc.	Ownership	100.000	Humana Inc.	NO	0
.0119	Humana Inc.	00000	20-8781715				Integracare Intermediate Holdings, Inc.	DE	NIA	Integracare Holdings, Inc.	Ownership	100.000	Humana Inc.	NO	0
.0119	Humana Inc.	00000	26-2915050				Integracare of Albany, LLC	TX	NIA	Integracare Intermediate Holdings, Inc.	Ownership	100.000	Humana Inc.	NO	0
.0119	Humana Inc.	00000	27-2139332				Integracare of Athens-Home Health, LLC	TX	NIA	Integracare Intermediate Holdings, Inc.	Ownership	100.000	Humana Inc.	NO	0
.0119	Humana Inc.	00000	81-0638801				Integracare of Olney Home Health, LLC	TX	NIA	Integracare Intermediate Holdings, Inc.	Ownership	100.000	Humana Inc.	NO	0
.0119	Humana Inc.	00000	20-8768235				Integracare of Texas, LLC	TX	NIA	Aberdeen Holdings, Inc.	Ownership	100.000	Humana Inc.	NO	0
.0119	Humana Inc.	00000	27-0686207				Integracare of West Texas-Home Health, LLC	TX	NIA	Integracare Intermediate Holdings, Inc.	Ownership	100.000	Humana Inc.	NO	0
.0119	Humana Inc.	00000	27-0686266				Integracare of Wichita Falls, LLC	TX	NIA	Integracare Intermediate Holdings, Inc.	Ownership	100.000	Humana Inc.	NO	0
.0119	Humana Inc.	00000	46-3992741				KAH Development 10, L.L.C.	DE	NIA	CenterWell Health Services, Inc.	Ownership	100.000	Humana Inc.	NO	0
.0119	Humana Inc.	00000	46-4002959				KAH Development 12, L.L.C.	DE	NIA	CenterWell Health Services, Inc.	Ownership	100.000	Humana Inc.	NO	0
.0119	Humana Inc.	00000	46-4025157				KAH Development 14, L.L.C.	DE	NIA	CenterWell Health Services, Inc.	Ownership	100.000	Humana Inc.	NO	0
.0119	Humana Inc.	00000	46-3902994				KAH Development 4, L.L.C.	DE	NIA	CenterWell Health Services, Inc.	Ownership	100.000	Humana Inc.	NO	0
.0119	Humana Inc.	00000	82-3695166				Kentucky Homecare Holdings, Inc.	DE	NIA	Kentucky Homecare Parent Inc.	Ownership	100.000	Humana Inc.	NO	0
.0119	Humana Inc.	00000	82-3986306				Kentucky Homecare Parent Inc.	DE	NIA	Humana Inc.	Ownership	100.000	Humana Inc.	NO	0
.0119	Humana Inc.	00000	26-0717945				CenterWell Home Health Services, LLC	DE	NIA	CenterWell Health Services, Inc.	Ownership	100.000	Humana Inc.	NO	0
.0119	Humana Inc.	00000	26-0717534				KND Development 50, L.L.C.	DE	NIA	CenterWell Health Services, Inc.	Ownership	100.000	Humana Inc.	NO	0
.0119	Humana Inc.	00000	65-0277280				Med. Tech. Services of South Florida, Inc.	FL	NIA	Advanced Oncology Services, Inc.	Ownership	100.000	Humana Inc.	NO	0
.0119	Humana Inc.	00000	65-1033439				Med-Tech Services of Dade, Inc.	FL	NIA	Homecare Holdings, Inc.	Ownership	100.000	Humana Inc.	NO	0
.0119	Humana Inc.	00000	65-0644307				Med-Tech Services of Palm Beach, Inc.	FL	NIA	Advanced Oncology Services, Inc.	Ownership	100.000	Humana Inc.	NO	0
.0119	Humana Inc.	00000	82-0559199				Mid-South Home Health Agency, LLC	AL	NIA	Horizon Health Network LLC	Ownership	100.000	Humana Inc.	NO	0
.0119	Humana Inc.	00000	14-1909499				Mid-South Home Health of Gadsden, LLC	GA	NIA	Healthfield, LLC	Ownership	100.000	Humana Inc.	NO	0
.0119	Humana Inc.	00000	63-0772385				Mid-South Home Health, LLC	DE	NIA	Healthfield, LLC	Ownership	100.000	Humana Inc.	NO	0
.0119	Humana Inc.	00000	65-1285069				Missouri Home Care of Rolla, Inc.	MO	NIA	Harden Home Health, LLC	Ownership	100.000	Humana Inc.	NO	0
.0119	Humana Inc.	00000	55-0633030				Nursing Care-Home Health Agency, Inc.	WV	NIA	First Home Health, Inc.	Ownership	100.000	Humana Inc.	NO	0
.0119	Humana Inc.	00000	75-2284154				Outreach Health Services of North Texas, LLC	TX	NIA	Integracare Intermediate Holdings, Inc.	Ownership	100.000	Humana Inc.	NO	0
.0119	Humana Inc.	00000	26-3106949				PF Development 10, L.L.C.	DE	NIA	CenterWell Health Services, Inc.	Ownership	100.000	Humana Inc.	NO	0
.0119	Humana Inc.	00000	26-3107011				PF Development 15, L.L.C.	DE	NIA	Kindred Hospice Services, L.L.C.	Ownership	100.000	Humana Inc.	NO	0
.0119	Humana Inc.	00000	46-0818835				PF Development 16, L.L.C.	DE	NIA	CenterWell Health Services, Inc.	Ownership	100.000	Humana Inc.	NO	0
.0119	Humana Inc.	00000	46-0860128				PF Development 21, L.L.C.	DE	NIA	CenterWell Health Services, Inc.	Ownership	100.000	Humana Inc.	NO	0
.0119	Humana Inc.	00000	26-0718044				PF Development 5, L.L.C.	DE	NIA	CenterWell Health Services, Inc.	Ownership	100.000	Humana Inc.	NO	0
.0119	Humana Inc.	00000	26-3106911				PF Development 7, L.L.C.	DE	NIA	CenterWell Health Services, Inc.	Ownership	100.000	Humana Inc.	NO	0
.0119	Humana Inc.	00000	26-3106934				PF Development 9, L.L.C.	DE	NIA	CenterWell Health Services, Inc.	Ownership	100.000	Humana Inc.	NO	0
.0119	Humana Inc.	00000	33-1178066				PHC Acquisition Corp.	DE	NIA	CenterWell Certified Healthcare Corp.	Ownership	100.000	Humana Inc.	NO	0

STATEMENT AS OF SEPTEMBER 30, 2025 OF THE Arcadian Health Plan, Inc.

SCHEDULE Y
PART 1A - DETAILS OF INSURANCE HOLDING COMPANY SYSTEM

1	2	3	4	5	6	7	8	9	10	11	12	13	14	15	16
Group Code	Group Name	NAIC Company Code	ID Number	Federal RSSD	CIK	Name of Securities Exchange if Publicly Traded (U.S. or International)	Names of Parent, Subsidiaries Or Affiliates	Domiciliary Location	Relationship to Reporting Entity	Directly Controlled by (Name of Entity/Person)	Type of Control (Ownership, Board, Management, Attorney-in-Fact, Influence, Other)	If Control is Ownership Provide Percentage	Ultimate Controlling Entity(ies)/Person(s)	Is an SCA Filing Required? (Yes/No)	*
.0119	Humana Inc.	00000	20-5143963				Professional Healthcare at Home, LLC	CA	NIA	99% owned by Professional Healthcare, LLC and 1% owned by PHH Acquisition Corp.	Ownership	100.000	Humana Inc.	NO	0
.0119	Humana Inc.	00000	20-5043143				Professional Healthcare, LLC	DE	NIA	PF Development 10, L.L.C.	Ownership	100.000	Humana Inc.	NO	0
.0119	Humana Inc.	00000	11-2750425				QC-Medi New York, Inc.	NY	NIA	CenterWell Health Services Holding Corp.	Ownership	100.000	Humana Inc.	NO	0
.0119	Humana Inc.	00000	59-3080333				Senior Home Care, Inc.	FL	NIA	SHC Holding, Inc.	Ownership	100.000	Humana Inc.	NO	0
.0119	Humana Inc.	00000	42-1699530				SHC Holding, Inc.	DE	NIA	PF Development 21, L.L.C.	Ownership	100.000	Humana Inc.	NO	0
.0119	Humana Inc.	00000	87-0494757				Southern Nevada Home Health Care, Inc.	NV	NIA	Home Health Services, Inc.	Ownership	100.000	Humana Inc.	NO	0
.0119	Humana Inc.	00000	72-1487473				Synergy Home Care-Acadiana Region, Inc.	LA	NIA	Synergy, Inc.	Ownership	100.000	Humana Inc.	NO	0
.0119	Humana Inc.	00000	20-1376846				Synergy Home Care-Capitol Region, Inc.	LA	NIA	Synergy, Inc.	Ownership	100.000	Humana Inc.	NO	0
.0119	Humana Inc.	00000	36-4516940				Synergy Home Care-Central Region, Inc.	LA	NIA	Synergy, Inc.	Ownership	100.000	Humana Inc.	NO	0
.0119	Humana Inc.	00000	72-1178497				Synergy Home Care-Northeastern Region, Inc.	LA	NIA	Synergy, Inc.	Ownership	100.000	Humana Inc.	NO	0
.0119	Humana Inc.	00000	72-1223659				Synergy Home Care-Northshore Region, Inc.	LA	NIA	Synergy, Inc.	Ownership	100.000	Humana Inc.	NO	0
.0119	Humana Inc.	00000	72-1431394				Synergy Home Care-Northwestern Region, Inc.	LA	NIA	Synergy, Inc.	Ownership	100.000	Humana Inc.	NO	0
.0119	Humana Inc.	00000	72-1429305				Synergy Home Care-Southeastern Region, Inc.	LA	NIA	Synergy, Inc.	Ownership	100.000	Humana Inc.	NO	0
.0119	Humana Inc.	00000	94-3419676				Synergy, Inc.	LA	NIA	SHC Holding, Inc.	Ownership	100.000	Humana Inc.	NO	0
.0119	Humana Inc.	00000	56-1456991				TAR Heel Health Care Services, LLC	NC	NIA	Capital Health Management Group, LLC	Ownership	100.000	Humana Inc.	NO	0
.0119	Humana Inc.	00000	68-0593592				Total Care Home Health of Louisburg, LLC	GA	NIA	Healthfield, LLC	Ownership	100.000	Humana Inc.	NO	0
.0119	Humana Inc.	00000	20-0091435				Total Care Home Health of North Carolina, LLC	GA	NIA	Healthfield, LLC	Ownership	100.000	Humana Inc.	NO	0
.0119	Humana Inc.	00000	20-0091422				Total Care Home Health of South Carolina, LLC	GA	NIA	Healthfield, LLC	Ownership	100.000	Humana Inc.	NO	0
.0119	Humana Inc.	00000	62-1669388				Van Winkle Home Health Care, Inc.	MS	NIA	Home Health Care Affiliates, Inc.	Ownership	100.000	Humana Inc.	NO	0
.0119	Humana Inc.	00000	75-1995143				Vernon Home Health Care Agency, LLC	TX	NIA	Integracare Intermediate Holdings, Inc.	Ownership	100.000	Humana Inc.	NO	0
.0119	Humana Inc.	00000	26-1501792				Voyager Home Health, Inc.	DE	NIA	Voyager Hospicecare, Inc.	Ownership	100.000	Humana Inc.	NO	0
.0119	Humana Inc.	00000	20-1173787				Voyager Hospicecare, Inc.	DE	NIA	Harden Home Health, LLC	Ownership	100.000	Humana Inc.	NO	0
.0119	Humana Inc.	00000	46-2300938				Wake Forest Baptist Health Care at Home, LLC	NC	NIA	60% owned by Total Care Home Health of North Carolina, LLC and 40% owned by Wake Forest University Baptist Medical Center	Ownership	100.000	Humana Inc.	NO	0
.0119	Humana Inc.	00000	84-3700467				Elite Health Medical Centers, LLC	FL	NIA	Echo Primary Care Holdings, LLC	Ownership	100.000	Humana Inc.	NO	0
.0119	Humana Inc.	00000	26-3715136				Elite Health Primary Care, LLC	FL	NIA	Echo Primary Care Holdings, LLC	Ownership	100.000	Humana Inc.	NO	0
.0119	Humana Inc.	00000	65-0270114				South Florida Cardiology Associates, LLC	FL	NIA	Echo Primary Care Holdings, LLC	Ownership	100.000	Humana Inc.	NO	0
.0119	Humana Inc.	00000	47-2446186				Truethore BPO, LLC	FL	NIA	Echo Primary Care Holdings, LLC	Ownership	100.000	Humana Inc.	NO	0
.0119	Humana Inc.	00000					Truethore S.R. L.	DOM	NIA	Echo Primary Care Holdings, LLC - 99% Primary Care Holdings II, LLC - 1%	Ownership	100.000	Humana Inc.	NO	0
.0119	Humana Inc.	00000	84-5171456				CenterWell Accountable Care, LLC	FL	NIA	Echo Primary Care Holdings, LLC	Ownership	100.000	Humana Inc.	NO	0
.0119	Humana Inc.	00000	45-4020797				Amicus Medical Center LLC	FL	NIA	Conviva Medical Center Management, LLC	Ownership	100.000	Humana Inc.	NO	0
.0119	Humana Inc.	00000	27-3974953				Amicus Medical Group, Inc.	FL	NIA	Conviva Medical Center Management, LLC	Ownership	100.000	Humana Inc.	NO	0
.0119	Humana Inc.	00000	27-1085323				Amicus Medical Services Organization, LLC	FL	NIA	Conviva Medical Center Management, LLC	Ownership	100.000	Humana Inc.	NO	0
.0119	Humana Inc.	00000	88-3465849				Innovative Financial Group Holdings, LLC	NC	NIA	Humana MarketPOINT, Inc.	Ownership	100.000	Humana Inc.	NO	0
.0119	Humana Inc.	00000	83-2232570				Innovative Financial Partners, LLC	NC	NIA	Innovative Financial Group Holdings, LLC	Ownership	100.000	Humana Inc.	NO	0
.0119	Humana Inc.	00000	84-5189010				Medicare Planning of America LLC	NC	NIA	Innovative Financial Group Holdings, LLC	Ownership	100.000	Humana Inc.	NO	0
.0119	Humana Inc.	00000	47-4085710				Rees Financial LLC	NC	NIA	Innovative Financial Group Holdings, LLC	Ownership	100.000	Humana Inc.	NO	0
.0119	Humana Inc.	00000	84-2258899				The Lead Store LLC	NC	NIA	Innovative Financial Group Holdings, LLC	Ownership	100.000	Humana Inc.	NO	0
.0119	Humana Inc.	00000	82-4202700				Versa Management LLC	NC	NIA	Innovative Financial Group Holdings, LLC	Ownership	100.000	Humana Inc.	NO	0
.0119	Humana Inc.	00000	86-2731153				Prime West JV Holdings, LLC	DE	NIA	Humana Innovation Enterprises, Inc.	Ownership	100.000	Humana Inc.	NO	0
.0119	Humana Inc.	00000	84-4307723				CenterWell IPA Solutions, LLC	MI	NIA	Prime West JV Holdings, LLC	Ownership	100.000	Humana Inc.	NO	0
.0119	Humana Inc.	00000	82-1676284				Prime Accountable Care West, LLC	MI	NIA	CenterWell IPA Solutions, LLC	Ownership	100.000	Humana Inc.	NO	0
.0119	Humana Inc.	00000	03-0523544				A and A Homecare, Inc	FL	NIA	Vitality Home Care, Inc	Ownership	100.000	Humana Inc.	NO	0
.0119	Humana Inc.	00000	45-2401497				All About Home Care Management, LLC	FL	NIA	Vitality Home Care, Inc	Ownership	100.000	Humana Inc.	NO	0
.0119	Humana Inc.	00000	11-3836040				Altercare of Palm Beach County, LLC	FL	NIA	Vitality Home Care, Inc	Ownership	100.000	Humana Inc.	NO	0

SCHEDULE Y
PART 1A - DETAILS OF INSURANCE HOLDING COMPANY SYSTEM

1	2	3	4	5	6	7	8	9	10	11	12	13	14	15	16
Group Code	Group Name	NAIC Company Code	ID Number	Federal RSSD	CIK	Name of Securities Exchange if Publicly Traded (U.S. or International)	Names of Parent, Subsidiaries Or Affiliates	Domiciliary Location	Relationship to Reporting Entity	Directly Controlled by (Name of Entity/Person)	Type of Control (Ownership, Board, Management, Attorney-in-Fact, Influence, Other)	If Control is Ownership Provide Percentage	Ultimate Controlling Entity(ies)/Person(s)	Is an SCA Filing Required? (Yes/No)	*
.0119	Humana Inc.	00000	20-0110337				Altercare, LLC	FL	NIA	Vitality Home Care, Inc	Ownership	100.000	Humana Inc.	NO	0
.0119	Humana Inc.	00000	20-7287186				Balanced Home Healthcare, Inc.	FL	NIA	Vitality Home Care, Inc	Ownership	100.000	Humana Inc.	NO	0
.0119	Humana Inc.	00000	20-1903568				Bridges Home Health, Inc.	FL	NIA	Vitality Home Care, Inc	Ownership	100.000	Humana Inc.	NO	0
.0119	Humana Inc.	00000	46-3433197				Medstar Home Health, LLC	FL	NIA	Trident Home Health, LLC	Ownership	100.000	Humana Inc.	NO	0
.0119	Humana Inc.	00000	20-5123865				M-SAC, Inc.	FL	NIA	Vitality Home Care, Inc	Ownership	100.000	Humana Inc.	NO	0
.0119	Humana Inc.	00000	45-2823888				Quality Living Home Health Care, LLC	FL	NIA	Vitality Home Care, Inc	Ownership	100.000	Humana Inc.	NO	0
.0119	Humana Inc.	00000	35-2486995				Trident Home Health, LLC	FL	NIA	Vitality Home Care, Inc	Ownership	100.000	Humana Inc.	NO	0
.0119	Humana Inc.	00000	81-4466479				Trilogy Home Health Care SW FL, Inc	DE	NIA	Vitality Home Care, Inc	Ownership	100.000	Humana Inc.	NO	0
.0119	Humana Inc.	00000	81-2022629				Vitality HHS Holdings, Inc	DE	NIA	CenterWell Health Services (USA), LLC	Ownership	100.000	Humana Inc.	NO	0
.0119	Humana Inc.	00000	81-2019673				Vitality Home Care, Inc	DE	NIA	Vitality HHS Holdings, Inc	Ownership	100.000	Humana Inc.	NO	0
.0119	Humana Inc.	00000	82-3311429				Conviva Physician Group, LLC	FL	NIA	Conviva Care Solutions, LLC	Ownership	100.000	Humana Inc.	NO	0
.0119	Humana Inc.	00000	33-2663918				Humana Care Holdings, Inc.	DE	NIA	Humana Inc.	Ownership	100.000	Humana Inc.	NO	0
.0119	Humana Inc.	00000	33-2731074				Care Solutions ACO, LLC	DE	NIA	Humana Care Holdings, Inc.	Ownership	100.000	Humana Inc.	NO	0
.0119	Humana Inc.	00000	33-2023109				Humana Life Insurance Company of New York, Inc.	NY	IA	Humana Inc.	Ownership	100.000	Humana Inc.	NO	0
.0119	Humana Inc.	00000	33-3124105				CenterWell Therapy Services, LLC	DE	NIA	CenterWell Health Services, Inc.	Ownership	100.000	Humana Inc.	NO	0
.0119	Humana Inc.	00000	39-2720728				CenterWell Senior Primary Care (Vitality), Inc.	FL	NIA	CenterWell Senior Primary Care (FL), Inc.	Ownership	100.000	Humana Inc.	NO	0
.0119	Humana Inc.	00000	33-2015136				Prime Healthcare Home Care Holdings, LLC	DE	NIA	CenterWell Health Services (USA), LLC	Ownership	100.000	Humana Inc.	NO	0
.0119	Humana Inc.	00000	33-2315131				Prime Healthcare Home Care and Hospice, LLC	DE	NIA	Prime Healthcare Home Care Holdings, LLC	Ownership	100.000	Humana Inc.	NO	0

Asterisk	Explanation
0000001	Humana Inc., a Delaware corporation and ultimate parent company in the holding company system, is a publicly traded company on the New York Stock Exchange and ownership fluctuates daily.

SUPPLEMENTAL EXHIBITS AND SCHEDULES INTERROGATORIES

The following supplemental reports are required to be filed as part of your statement filing. However, in the event that your company does not transact the type of business for which the special report must be filed, your response of NO to the specific interrogatory will be accepted in lieu of filing a "NONE" report and a bar code will be printed below. If the supplement is required of your company but is not being filed for whatever reason enter SEE EXPLANATION and provide an explanation following the interrogatory questions.

	Response
1. Will the Medicare Part D Coverage Supplement be filed with the state of domicile and the NAIC with this statement?	NO

AUGUST FILING

2. Will the regulator-only (non-public) Communication of Internal Control Related Matters Noted in Audit be filed with the state of domicile and electronically with the NAIC (as a regulator-only non-public document) by August 1? The response for 1st and 3rd quarters should be N/A. A NO response resulting with a bar code is only appropriate in the 2nd quarter.	N/A
--	-----

Explanation:

1. This type of business is not written.

Bar Code:

1. Medicare Part D Coverage Supplement [Document Identifier 365]



OVERFLOW PAGE FOR WRITE-INS

NONE

STATEMENT AS OF SEPTEMBER 30, 2025 OF THE Arcadian Health Plan, Inc.

SCHEDULE A - VERIFICATION

Real Estate

	1 Year to Date	2 Prior Year Ended December 31
1. Book/adjusted carrying value, December 31 of prior year		
2. Cost of acquired:		
2.1 Actual cost at time of acquisition		
2.2 Additional investment made after acquisition		
3. Current year change in encumbrances		
4. Total gain (loss) on disposals		
5. Deduct amounts received on disposals		
6. Total foreign exchange change in book/adjusted carrying value		
7. Deduct current year's other than temporary impairment recognized		
8. Deduct current year's depreciation		
9. Book/adjusted carrying value at the end of current period (Lines 1+2+3+4-5+6-7-8)		
10. Deduct total nonadmitted amounts		
11. Statement value at end of current period (Line 9 minus Line 10)		

NONE

SCHEDULE B - VERIFICATION

Mortgage Loans

	1 Year to Date	2 Prior Year Ended December 31
1. Book value/recorded investment excluding accrued interest, December 31 of prior year		
2. Cost of acquired:		
2.1 Actual cost at time of acquisition		
2.2 Additional investment made after acquisition		
3. Capitalized deferred interest and other		
4. Accrual of discount		
5. Unrealized valuation increase/(decrease)		
6. Total gain (loss) on disposals		
7. Deduct amounts received on disposals		
8. Deduct amortization of premium and mortgage interest paid and commitment fees		
9. Total foreign exchange change in book value/recorded investment excluding accrued interest		
10. Deduct current year's other than temporary impairment recognized		
11. Book value/recorded investment excluding accrued interest at end of current period (Lines 1+2+3+4+5+6-7-8+9-10)		
12. Total valuation allowance		
13. Subtotal (Line 11 plus Line 12)		
14. Deduct total nonadmitted amounts		
15. Statement value at end of current period (Line 13 minus Line 14)		

NONE

SCHEDULE BA - VERIFICATION

Other Long-Term Invested Assets

	1 Year to Date	2 Prior Year Ended December 31
1. Book/adjusted carrying value, December 31 of prior year		
2. Cost of acquired:		
2.1 Actual cost at time of acquisition		
2.2 Additional investment made after acquisition		
3. Capitalized deferred interest and other		
4. Accrual of discount		
5. Unrealized valuation increase/(decrease)		
6. Total gain (loss) on disposals		
7. Deduct amounts received on disposals		
8. Deduct amortization of premium, depreciation and proportional amortization		
9. Total foreign exchange change in book/adjusted carrying value		
10. Deduct current year's other than temporary impairment recognized		
11. Book/adjusted carrying value at end of current period (Lines 1+2+3+4+5+6-7-8+9-10)		
12. Deduct total nonadmitted amounts		
13. Statement value at end of current period (Line 11 minus Line 12)		

NONE

SCHEDULE D - VERIFICATION

Bonds and Stocks

	1 Year to Date	2 Prior Year Ended December 31
1. Book/adjusted carrying value of bonds and stocks, December 31 of prior year	1,698,378,384	1,527,391,867
2. Cost of bonds and stocks acquired	263,971,542	616,417,473
3. Accrual of discount	912,545	2,268,153
4. Unrealized valuation increase/(decrease)	1,162,080	952,734
5. Total gain (loss) on disposals	4,095,831	2,554,524
6. Deduct consideration for bonds and stocks disposed of	568,347,931	445,342,437
7. Deduct amortization of premium	3,070,986	5,863,931
8. Total foreign exchange change in book/adjusted carrying value	0	0
9. Deduct current year's other than temporary impairment recognized	0	0
10. Total investment income recognized as a result of prepayment penalties and/or acceleration fees	0	0
11. Book/adjusted carrying value at end of current period (Lines 1+2+3+4+5-6-7+8-9+10)	1,397,101,466	1,698,378,384
12. Deduct total nonadmitted amounts	0	0
13. Statement value at end of current period (Line 11 minus Line 12)	1,397,101,466	1,698,378,384

STATEMENT AS OF SEPTEMBER 30, 2025 OF THE Arcadian Health Plan, Inc.

SCHEDULE D - PART 1B

Showing the Acquisitions, Dispositions and Non-Trading Activity
During the Current Quarter for all Bonds and Preferred Stock by NAIC Designation

NAIC Designation	1 Book/Adjusted Carrying Value Beginning of Current Quarter	2 Acquisitions During Current Quarter	3 Dispositions During Current Quarter	4 Non-Trading Activity During Current Quarter	5 Book/Adjusted Carrying Value End of First Quarter	6 Book/Adjusted Carrying Value End of Second Quarter	7 Book/Adjusted Carrying Value End of Third Quarter	8 Book/Adjusted Carrying Value December 31 Prior Year
ISSUER CREDIT OBLIGATIONS (ICO)								
1. NAIC 1 (a)	659,051,299	4,778,069,351	4,841,888,020	8,122,165	672,002,206	659,051,299	603,354,796	752,436,955
2. NAIC 2 (a)	443,634,975	1,470,659,533	1,379,112,465	(1,887,824)	424,342,734	443,634,975	533,294,220	455,158,970
3. NAIC 3 (a)	18,319,210	0	0	202,172	19,322,946	18,319,210	18,521,382	24,939,506
4. NAIC 4 (a)	5,606,039	0	0	34,916	5,285,469	5,606,039	5,640,954	3,821,429
5. NAIC 5 (a)	3,615,153	0	0	(106,599)	3,524,822	3,615,153	3,508,553	4,956,722
6. NAIC 6 (a)	0	0	0	0	0	0	0	0
7. Total ICO	1,130,226,676	6,248,728,884	6,221,000,485	6,364,830	1,124,478,177	1,130,226,676	1,164,319,905	1,241,313,582
ASSET-BACKED SECURITIES (ABS)								
8. NAIC 1	540,099,062	49,889,285	165,383,602	(902,893)	578,696,016	540,099,062	423,701,851	570,655,076
9. NAIC 2	0	0	0	0	0	0	0	0
10. NAIC 3	0	0	0	546,769	0	0	546,769	0
11. NAIC 4	2,013	0	2	(6)	2,050	2,013	2,005	2,053
12. NAIC 5	0	0	0	0	0	0	0	0
13. NAIC 6	0	0	0	0	0	0	0	0
14. Total ABS	540,101,074	49,889,285	165,383,604	(356,131)	578,698,067	540,101,074	424,250,624	570,657,129
PREFERRED STOCK								
15. NAIC 1	0	0	0	0	0	0	0	0
16. NAIC 2	0	0	0	0	0	0	0	0
17. NAIC 3	0	0	0	0	0	0	0	0
18. NAIC 4	0	0	0	0	0	0	0	0
19. NAIC 5	0	0	0	0	0	0	0	0
20. NAIC 6	0	0	0	0	0	0	0	0
21. Total Preferred Stock	0	0	0	0	0	0	0	0
22. Total ICO, ABS & Preferred Stock	1,670,327,750	6,298,618,169	6,386,384,089	6,008,699	1,703,176,244	1,670,327,750	1,588,570,530	1,811,970,711

(a) Book/Adjusted Carrying Value column for the end of the current reporting period includes the following amount of short-term and cash equivalent bonds by NAIC designation:

NAIC 1 \$ 15,972,517 ; NAIC 2 \$ 175,496,547 ; NAIC 3 \$ 0 ; NAIC 4 \$ 0 ; NAIC 5 \$ 0 ; NAIC 6 \$ 0

S102

SCHEDULE DA - PART 1

Short-Term Investments

	1	2	3	4	5
	Book/Adjusted Carrying Value	Premium	Actual Cost	Interest Collected Year-to-Date	Paid for Accrued Interest Year-to-Date
7709999999 Totals		XX			

NONE

SCHEDULE DA - VERIFICATION

Short-Term Investments

	1	2
	Year To Date	Prior Year Ended December 31
1. Book/adjusted carrying value, December 31 of prior year	344,651	21,769,609
2. Cost of short-term investments acquired	0	335,850
3. Accrual of discount	0	416,192
4. Unrealized valuation increase/(decrease)	0	0
5. Total gain (loss) on disposals	0	0
6. Deduct consideration received on disposals	344,651	22,177,000
7. Deduct amortization of premium	0	0
8. Total foreign exchange change in book/adjusted carrying value	0	0
9. Deduct current year's other than temporary impairment recognized	0	0
10. Book/adjusted carrying value at end of current period (Lines 1+2+3+4+5-6-7+8-9)	0	344,651
11. Deduct total nonadmitted amounts	0	0
12. Statement value at end of current period (Line 10 minus Line 11)	0	344,651

Schedule DB - Part A - Verification - Options, Caps, Floors, Collars, Swaps and Forwards

N O N E

Schedule DB - Part B - Verification - Futures Contracts

N O N E

Schedule DB - Part C - Section 1 - Replication (Synthetic Asset) Transactions (RSATs) Open

N O N E

Schedule DB-Part C-Section 2-Reconciliation of Replication (Synthetic Asset) Transactions Open

N O N E

Schedule DB - Verification - Book/Adjusted Carrying Value, Fair Value and Potential Exposure of
Derivatives

N O N E

SCHEDULE E - PART 2 - VERIFICATION

(Cash Equivalents)

	1	2
	Year To Date	Prior Year Ended December 31
1. Book/adjusted carrying value, December 31 of prior year	118,588,405	253,274,362
2. Cost of cash equivalents acquired	18,740,404,188	22,577,079,542
3. Accrual of discount	17,091,103	33,874,735
4. Unrealized valuation increase/(decrease)	0	0
5. Total gain (loss) on disposals	(27)	4,688
6. Deduct consideration received on disposals	18,675,848,338	22,745,644,921
7. Deduct amortization of premium	0	0
8. Total foreign exchange change in book/adjusted carrying value	0	0
9. Deduct current year's other than temporary impairment recognized	0	0
10. Book/adjusted carrying value at end of current period (Lines 1+2+3+4+5-6-7+8-9)	200,235,332	118,588,405
11. Deduct total nonadmitted amounts	0	0
12. Statement value at end of current period (Line 10 minus Line 11)	200,235,332	118,588,405

Schedule A - Part 2 - Real Estate Acquired and Additions Made

N O N E

Schedule A - Part 3 - Real Estate Disposed

N O N E

Schedule B - Part 2 - Mortgage Loans Acquired and Additions Made

N O N E

Schedule B - Part 3 - Mortgage Loans Disposed, Transferred or Repaid

N O N E

Schedule BA - Part 2 - Other Long-Term Invested Assets Acquired and Additions Made

N O N E

Schedule BA - Part 3 - Other Long-Term Invested Assets Disposed, Transferred or Repaid

N O N E

STATEMENT AS OF SEPTEMBER 30, 2025 OF THE Arcadian Health Plan, Inc.

SCHEDULE D - PART 3

Show All Long-Term Bonds and Stock Acquired During the Current Quarter

1	2	3	4	5	6	7	8	9
CUSIP Identification	Description	Date Acquired	Name of Vendor	Number of Shares of Stock	Actual Cost	Par Value	Paid for Accrued Interest and Dividends	NAIC Designation, NAIC Designation Modifier and SVO Administrative Symbol
91282C-HX-2	UNITED STATES TREASURY	07/23/2025	CHASE/GREENWICH CAP		508,145	500,000	8,679	1.A
0019999999	Subtotal - Issuer Credit Obligations - U.S. Government Obligations (Exempt from RBC)				508,145	500,000	8,679	XXX
31846V-20-3	FIRST AMER/GVT OBLG Y	07/02/2025	Direct		0	0	0	1.A FE
0029999999	Subtotal - Issuer Credit Obligations - Other U.S. Government Obligations (Not Exempt from RBC)				0	0	0	XXX
00206R-CP-5	AT&T INC	09/26/2025	GOLDMAN		1,345,004	1,397,000	23,400	2.B FE
00206R-MM-1	AT&T INC	09/26/2025	GOLDMAN		596,039	701,000	5,859	2.B FE
015271-AV-1	ALEXANDRIA REAL ESTATE EQUITIES INC	09/26/2025	GOLDMAN		2,248,744	2,741,000	8,280	2.A FE
015271-AY-5	ALEXANDRIA REAL ESTATE EQUITIES INC	09/26/2025	GOLDMAN		1,397,434	1,618,000	1,856	2.A FE
015271-BC-2	ALEXANDRIA REAL ESTATE EQUITIES INC	09/26/2025	GOLDMAN		541,361	539,000	10,533	2.A FE
01626P-AX-4	ALIMENTATION COUCHE-TARD INC	09/29/2025	Amherst Pierpont Securities		2,082,974	2,080,000	293	2.A FE
02665W-DT-5	AMERICAN HONDA FINANCE CORP	09/26/2025	GOLDMAN		941,805	1,078,000	4,096	1.G FE
02665W-GK-1	AMERICAN HONDA FINANCE CORP	09/26/2025	GOLDMAN		1,296,912	1,294,000	3,819	1.G FE
02665W-GL-9	AMERICAN HONDA FINANCE CORP	09/26/2025	GOLDMAN		1,078,949	1,078,000	3,369	1.G FE
03027X-BS-8	AMERICAN TOWER CORP	09/26/2025	GOLDMAN		692,366	784,000	701	2.A FE
03027X-CP-3	AMERICAN TOWER CORP	09/29/2025	Various		2,226,644	2,164,000	4,664	2.A FE
03040W-BF-1	AMERICAN WATER CAPITAL CORP	09/26/2025	GOLDMAN		2,536,459	2,475,000	10,106	2.A FE
04316J-AA-7	ARTHUR J. GALLAGHER & CO.	09/26/2025	GOLDMAN		1,240,983	1,397,000	13,039	2.B FE
04316J-AM-1	ARTHUR J. GALLAGHER & CO.	09/26/2025	GOLDMAN		2,136,691	2,095,000	12,803	2.B FE
04316J-AN-9	ARTHUR J. GALLAGHER & CO.	09/26/2025	GOLDMAN		504,975	500,000	3,147	2.B FE
052769-AJ-5	AUTODESK INC	09/29/2025	Bank of America Securities		776,895	755,000	12,671	2.A FE
059165-EC-0	BALTIMORE GAS AND ELECTRIC CO	09/26/2025	GOLDMAN		360,949	324,000	10,173	1.G FE
059165-ER-7	BALTIMORE GAS AND ELECTRIC CO	09/26/2025	GOLDMAN		560,215	539,000	9,364	1.G FE
06051G-LU-1	BANK OF AMERICA CORP	09/26/2025	GOLDMAN		2,991,536	2,794,000	6,380	1.E FE
06051G-MM-8	BANK OF AMERICA CORP	09/26/2025	GOLDMAN		2,912,885	2,794,000	27,801	1.E FE
06051G-MW-6	BANK OF AMERICA CORP	09/26/2025	GOLDMAN		3,637,826	3,492,000	74,201	1.E FE
06406R-BW-6	BANK OF NEW YORK MELLON CORP	09/29/2025	Various		2,000,509	1,940,000	4,313	1.D FE
075887-CP-2	BECTON DICKINSON AND CO	09/26/2025	GOLDMAN		1,510,579	1,537,000	6,790	2.B FE
103730-BV-1	BP CAPITAL MARKETS AMERICA INC	09/26/2025	GOLDMAN		952,652	938,000	2,295	1.E FE
11135F-BP-5	BROADCOM INC	09/26/2025	GOLDMAN		2,532,453	2,934,000	34,259	1.G FE
120568-BR-0	BUNGE FINANCE LTD CORP	09/26/2025	GOLDMAN		505,740	500,000	3,934	2.A FE
20030N-BM-2	COMCAST CORP	09/26/2025	GOLDMAN		1,648,203	1,725,000	8,855	1.G FE
20030N-BP-5	COMCAST CORP	09/26/2025	GOLDMAN		1,449,570	1,510,000	8,120	1.G FE
22966R-AJ-5	CUBESMART LP	09/26/2025	GOLDMAN		707,291	801,000	2,448	2.B FE
24422E-VS-5	JOHN DEERE CAPITAL CORP	09/26/2025	GOLDMAN		862,889	971,000	5,502	1.E FE
24422E-XU-8	JOHN DEERE CAPITAL CORP	09/26/2025	GOLDMAN		1,001,295	971,000	14,574	1.E FE
26442C-BQ-6	DUKE ENERGY CAROLINAS LLC	09/26/2025	GOLDMAN		557,930	539,000	1,100	1.F FE
26442U-AQ-7	DUKE ENERGY PROGRESS LLC	09/26/2025	GOLDMAN		560,355	539,000	1,100	1.F FE
26442U-AS-3	DUKE ENERGY PROGRESS LLC	09/26/2025	GOLDMAN		887,639	863,000	1,712	1.F FE
26442U-AU-8	DUKE ENERGY PROGRESS LLC	09/26/2025	GOLDMAN		1,096,315	1,078,000	2,117	1.F FE
26884A-BP-7	ERP OPERATING LP	09/29/2025	WELLS FARGO SECURITIES		747,307	755,000	1,463	1.G FE
26884T-AW-2	ERAC USA FINANCE LLC	09/26/2025	GOLDMAN		1,207,467	1,186,000	23,891	1.G FE
26884T-AZ-5	ERAC USA FINANCE LLC	09/26/2025	GOLDMAN		1,114,986	1,078,000	23,201	1.G FE
277432-AY-6	EASTMAN CHEMICAL CO	09/26/2025	GOLDMAN		889,416	863,000	5,259	2.B FE
277432-AZ-3	EASTMAN CHEMICAL CO	09/26/2025	GOLDMAN		330,101	324,000	2,610	2.B FE
278062-AD-6	EATON CORP	09/26/2025	GOLDMAN		317,235	324,000	5,292	1.G FE
29273V-AY-6	ENERGY TRANSFER LP	09/26/2025	GOLDMAN		1,327,993	1,294,000	26,732	2.B FE
29273V-BE-9	ENERGY TRANSFER LP	09/26/2025	GOLDMAN		1,334,826	1,294,000	42,001	2.B FE
29444U-BS-4	EQUINIX INC	09/26/2025	GOLDMAN		874,988	971,000	9,036	2.B FE
29444U-BU-9	EQUINIX INC	09/26/2025	GOLDMAN		931,742	971,000	17,251	2.B FE
30225V-AS-6	EXTRA SPACE STORAGE LP	09/26/2025	GOLDMAN		665,737	647,000	5,629	2.B FE
30225V-AU-1	EXTRA SPACE STORAGE LP	09/26/2025	GOLDMAN		857,450	839,000	13,088	2.B FE
337738-BE-7	FISERV INC	09/26/2025	GOLDMAN		791,602	755,000	3,171	2.B FE
337738-BL-1	FISERV INC	09/26/2025	GOLDMAN		579,765	561,000	1,189	2.B FE
337738-BQ-0	FISERV INC	09/26/2025	GOLDMAN		1,173,550	1,162,000	8,134	2.B FE
361640-NA-2	GE CAPITAL INTERNATIONAL FUNDING COMPANY	09/26/2025	GOLDMAN		1,042,166	1,065,000	17,514	1.G FE
37045X-EV-4	GENERAL MOTORS FINANCIAL COMPANY INC	09/26/2025	GOLDMAN		336,892	324,000	9,371	2.B FE

E04

STATEMENT AS OF SEPTEMBER 30, 2025 OF THE Arcadian Health Plan, Inc.

SCHEDULE D - PART 3

Show All Long-Term Bonds and Stock Acquired During the Current Quarter

1	2	3	4	5	6	7	8	9
CUSIP Identification	Description	Date Acquired	Name of Vendor	Number of Shares of Stock	Actual Cost	Par Value	Paid for Accrued Interest and Dividends	NAIC Designation, NAIC Designation Modifier and SVO Administrative Symbol
37045X-FC-5	GENERAL MOTORS FINANCIAL COMPANY INC	09/26/2025	GOLDMAN		666,921	647,000	8,695	2.B FE
38141G-YN-8	GOLDMAN SACHS GROUP INC	09/26/2025	GOLDMAN		872,851	971,000	11,293	2.A FE
38141G-ZM-9	GOLDMAN SACHS GROUP INC	09/26/2025	GOLDMAN		791,673	863,000	2,603	2.A FE
404119-CC-1	HCA INC	09/26/2025	GOLDMAN		506,534	571,000	2,788	2.C FE
404119-CK-3	HCA INC	09/26/2025	GOLDMAN		607,287	647,000	912	2.C FE
42250G-AB-9	HEALTHPEAK OP LLC	09/26/2025	GOLDMAN		1,154,772	1,162,000	6,899	2.A FE
45687V-AF-3	INGERSOLL RAND INC	09/29/2025	JP MORGAN SECS INC. - FIXED INCOME		789,337	755,000	12,001	2.B FE
459200-LJ-8	INTERNATIONAL BUSINESS MACHINES CORP	09/29/2025	Various		3,362,944	3,275,000	23,445	1.G FE
46647P-BL-9	JPMORGAN CHASE & CO	09/26/2025	GOLDMAN		499,357	539,000	5,928	1.E FE
46647P-CR-5	JPMORGAN CHASE & CO	09/26/2025	GOLDMAN		676,186	755,000	7,526	1.E FE
46647P-CU-8	JPMORGAN CHASE & CO	09/26/2025	GOLDMAN		492,894	539,000	2,839	1.E FE
49456B-AG-6	KINDER MORGAN INC	09/26/2025	GOLDMAN		761,783	747,000	12,977	2.B FE
50077L-BN-5	KRAFT HEINZ FOODS CO	09/26/2025	GOLDMAN		1,426,457	1,395,000	2,930	2.B FE
571676-AV-7	MARS INC	09/26/2025	GOLDMAN		542,062	539,000	11,308	1.F FE
571676-AZ-8	MARS INC	09/26/2025	GOLDMAN		772,252	755,000	2,936	1.F FE
571748-CC-4	MARSH & MCLENNAN COMPANIES INC	09/29/2025	HSBC SECURITIES INC.		1,653,032	1,630,000	3,396	1.G FE
59156R-AM-0	METLIFE INC	09/29/2025	MORGAN STANLEY CO		429,088	400,000	6,650	1.G FE
59523U-AR-8	MID-AMERICA APARTMENTS LP	09/26/2025	GOLDMAN		608,051	647,000	692	1.G FE
59523U-AW-7	MID-AMERICA APARTMENTS LP	09/26/2025	GOLDMAN		898,711	863,000	5,590	1.G FE
606822-CD-4	mitsubishi ufj financial group inc	09/26/2025	GOLDMAN		776,739	858,000	4,758	1.G FE
606822-DF-8	mitsubishi ufj financial group inc	09/26/2025	GOLDMAN		892,861	858,000	20,950	1.G FE
61747Y-ED-3	MORGAN STANLEY	09/26/2025	GOLDMAN		951,680	1,078,000	4,559	1.E FE
61747Y-EL-5	MORGAN STANLEY	09/26/2025	GOLDMAN		979,535	1,078,000	5,993	1.E FE
61747Y-FL-4	MORGAN STANLEY	09/26/2025	GOLDMAN		673,216	647,000	6,975	1.E FE
61747Y-FT-7	MORGAN STANLEY	09/26/2025	GOLDMAN		667,283	647,000	6,693	1.E FE
639057-AN-8	NATWEST GROUP PLC	09/26/2025	GOLDMAN		1,245,213	1,182,000	5,312	1.G FE
639057-AV-0	NATWEST GROUP PLC	09/26/2025	GOLDMAN		1,091,146	1,065,000	19,066	1.G FE
64952W-EZ-2	NEW YORK LIFE GLOBAL FUNDING	09/26/2025	GOLDMAN		2,089,846	2,095,000	16,152	1.B FE
64952W-FM-0	NEW YORK LIFE GLOBAL FUNDING	09/26/2025	GOLDMAN		2,180,120	2,095,000	20,548	1.B FE
65339K-BZ-2	NEXTERA ENERGY CAPITAL HOLDINGS INC	09/26/2025	GOLDMAN		1,524,900	1,725,000	8,652	2.A FE
65339K-DK-3	NEXTERA ENERGY CAPITAL HOLDINGS INC	09/26/2025	GOLDMAN		1,450,910	1,397,000	2,879	2.A FE
65473P-AX-3	NISOURCE INC	09/26/2025	GOLDMAN		1,412,631	1,385,000	18,936	2.B FE
666807-CL-4	NORTHROP GRUMMAN CORP	09/26/2025	GOLDMAN		1,639,843	1,618,000	25,987	2.A FE
666807-CP-5	NORTHROP GRUMMAN CORP	09/26/2025	GOLDMAN		1,321,797	1,278,000	22,365	2.A FE
677415-CT-6	OHIO POWER CO	09/26/2025	GOLDMAN		465,745	539,000	1,800	2.A FE
681919-BB-1	OMNICOM GROUP INC	09/26/2025	GOLDMAN		2,670,171	2,909,000	29,498	2.A FE
681919-BD-7	OMNICOM GROUP INC	09/26/2025	GOLDMAN		2,137,955	2,372,000	9,936	2.A FE
68389X-BH-7	ORACLE CORP	09/26/2025	GOLDMAN		1,211,417	1,362,000	10,779	2.B FE
68389X-DA-0	ORACLE CORP	09/26/2025	GOLDMAN		1,313,388	1,278,000	10,934	2.B FE
701094-AN-4	PARKER-HANNIFIN CORP	09/26/2025	GOLDMAN		837,179	863,000	8,181	2.A FE
701094-AS-3	PARKER-HANNIFIN CORP	09/26/2025	GOLDMAN		874,029	863,000	1,510	2.A FE
70450Y-AT-0	PAYPAL HOLDINGS INC	09/29/2025	GOLDMAN		819,672	800,000	23,120	1.G FE
71344B-GC-6	PEPSICO INC	09/26/2025	GOLDMAN		1,375,720	1,345,000	9,714	1.E FE
74153W-CY-3	PRI COA GLOBAL FUNDING I	09/26/2025	GOLDMAN		1,098,673	1,088,000	4,737	1.D FE
74340X-CJ-8	PROLOGIS LP	09/26/2025	GOLDMAN		1,181,464	1,162,000	2,259	1.F FE
74340X-CN-9	PROLOGIS LP	09/26/2025	GOLDMAN		873,753	863,000	7,072	1.F FE
74340X-CR-0	PROLOGIS LP	09/26/2025	GOLDMAN		887,915	863,000	17,871	1.F FE
74460D-AJ-8	PUBLIC STORAGE OPERATING CO	09/26/2025	GOLDMAN		500,279	565,000	4,944	1.F FE
74464A-AD-3	PUBLIC STORAGE OPERATING CO	09/26/2025	GOLDMAN		714,671	707,000	8,739	1.F FE
74949L-AG-7	RELX CAPITAL INC	09/26/2025	GOLDMAN		389,173	377,000	110	1.G FE
775109-CH-2	ROGERS COMMUNICATIONS INC	09/26/2025	GOLDMAN		1,976,423	2,095,000	3,096	2.C FE
776696-AM-8	ROPER TECHNOLOGIES INC	09/26/2025	GOLDMAN		702,363	698,000	4,648	2.B FE
83444M-AG-4	SOLVENTUM CORP	09/26/2025	GOLDMAN		1,745,051	1,676,000	4,060	2.C FE
842400-FC-2	SOUTHERN CALIFORNIA EDISON CO	09/26/2025	GOLDMAN		489,816	485,000	4,395	1.G FE
842400-HM-8	SOUTHERN CALIFORNIA EDISON CO	09/26/2025	GOLDMAN		666,272	755,000	3,345	1.G FE
871607-AD-9	SYNOPSYS INC	09/26/2025	GOLDMAN		2,139,372	2,095,000	55,867	2.B FE
871607-AE-7	SYNOPSYS INC	09/26/2025	GOLDMAN		1,407,008	1,385,000	38,041	2.B FE

STATEMENT AS OF SEPTEMBER 30, 2025 OF THE Arcadian Health Plan, Inc.

SCHEDULE D - PART 3

Show All Long-Term Bonds and Stock Acquired During the Current Quarter

1	2	3	4	5	6	7	8	9
CUSIP Identification	Description	Date Acquired	Name of Vendor	Number of Shares of Stock	Actual Cost	Par Value	Paid for Accrued Interest and Dividends	NAIC Designation, NAIC Designation Modifier and SVO Administrative Symbol
87406B-AA-0	TAKEDA US FINANCING INC	09/26/2025	GOLDMAN		2,392,946	2,358,000	29,632	2.A FE
875127-BN-1	TAMPA ELECTRIC CO	09/26/2025	GOLDMAN		506,730	500,000	2,003	1.G FE
89236T-NT-8	TOYOTA MOTOR CREDIT CORP	09/29/2025	JEFFERIES & COMPANY, INC.		1,645,094	1,630,000	5,264	1.E FE
902613-AK-4	UBS GROUP AG	09/26/2025	GOLDMAN		571,772	641,000	2,347	1.F FE
90353T-AU-4	UBER TECHNOLOGIES INC	09/29/2025	Bank of America Securities		1,033,573	1,040,000	2,635	2.A FE
92277G-BA-4	VENTAS REALTY LP	09/26/2025	GOLDMAN		863,207	863,000	8,870	2.A FE
92343V-CQ-5	VERIZON COMMUNICATIONS INC	09/26/2025	GOLDMAN		831,949	863,000	15,611	2.A FE
92343V-CV-4	VERIZON COMMUNICATIONS INC	09/26/2025	GOLDMAN		708,031	755,000	6,630	2.A FE
92343V-GN-8	VERIZON COMMUNICATIONS INC	09/26/2025	GOLDMAN		1,418,290	1,618,000	1,482	2.A FE
92343V-GZ-1	VERIZON COMMUNICATIONS INC	09/26/2025	GOLDMAN		1,096,013	1,078,000	27,826	2.A FE
925650-AK-9	VICI PROPERTIES LP	09/26/2025	GOLDMAN		1,710,878	1,676,000	45,043	2.C FE
927804-FB-5	VIRGINIA ELECTRIC AND POWER CO	09/26/2025	GOLDMAN		927,319	863,000	19,274	2.A FE
927804-GM-0	VIRGINIA ELECTRIC AND POWER CO	09/26/2025	GOLDMAN		895,604	863,000	5,590	1.G FE
927804-GT-5	VIRGINIA ELECTRIC AND POWER CO	09/26/2025	GOLDMAN		1,645,506	1,618,000	3,240	1.G FE
927804-GV-0	VIRGINIA ELECTRIC AND POWER CO	09/26/2025	GOLDMAN		1,606,399	1,618,000	4,184	1.G FE
95000U-2G-7	WELLS FARGO & CO	09/26/2025	GOLDMAN		714,540	755,000	8,996	2.A FE
95000U-2J-1	WELLS FARGO & CO	09/26/2025	GOLDMAN		801,623	863,000	2,960	2.A FE
95000U-2U-6	WELLS FARGO & CO	09/26/2025	GOLDMAN		802,573	863,000	2,168	2.A FE
95041A-AG-3	WELLTOWER OP LLC	09/26/2025	GOLDMAN		508,650	500,000	6,549	1.G FE
0089999999	Subtotal - Issuer Credit Obligations - Corporate Bonds (Unaffiliated)				146,472,406	148,714,000	1,344,699	XXX
0489999999	Total - Issuer Credit Obligations (Unaffiliated)				146,980,551	149,214,000	1,353,378	XXX
0499999999	Total - Issuer Credit Obligations (Affiliated)				0	0	0	XXX
0509999997	Total - Issuer Credit Obligations - Part 3				146,980,551	149,214,000	1,353,378	XXX
0509999998	Total - Issuer Credit Obligations - Part 5				XXX	XXX	XXX	XXX
0509999999	Total - Issuer Credit Obligations				146,980,551	149,214,000	1,353,378	XXX
59157T-W2-5	MetLife Short Term Funding LLC - ABS	08/28/2025	PERSHING LLC		24,988,056	25,000,000	0	1.C FE
59157T-W3-3	MetLife Short Term Funding LLC - ABS	07/30/2025	JP MORGAN SECS INC. - FIXED INCOME		24,901,229	25,000,000	0	1.C FE
1119999999	Subtotal - Asset-Backed Securities - Financial Asset-Backed - Self-Liquidating - Other Financial Asset-Backed Securities - Self-Liquidating (Unaffiliated)				49,889,285	50,000,000	0	XXX
1889999999	Total - Asset-Backed Securities (Unaffiliated)				49,889,285	50,000,000	0	XXX
1899999999	Total - Asset-Backed Securities (Affiliated)				0	0	0	XXX
1909999997	Total - Asset-Backed Securities - Part 3				49,889,285	50,000,000	0	XXX
1909999998	Total - Asset-Backed Securities - Part 5				XXX	XXX	XXX	XXX
1909999999	Total - Asset-Backed Securities				49,889,285	50,000,000	0	XXX
2009999999	Total - Issuer Credit Obligations and Asset-Backed Securities				196,869,836	199,214,000	1,353,378	XXX
4509999997	Total - Preferred Stocks - Part 3				0	XXX	0	XXX
4509999998	Total - Preferred Stocks - Part 5				XXX	XXX	XXX	XXX
4509999999	Total - Preferred Stocks				0	XXX	0	XXX
5989999997	Total - Common Stocks - Part 3				0	XXX	0	XXX
5989999998	Total - Common Stocks - Part 5				XXX	XXX	XXX	XXX
5989999999	Total - Common Stocks				0	XXX	0	XXX
5999999999	Total - Preferred and Common Stocks				0	XXX	0	XXX
6009999999	Totals				196,869,836	199,214,000	1,353,378	XXX

E04.2

STATEMENT AS OF SEPTEMBER 30, 2025 OF THE Arcadian Health Plan, Inc.

SCHEDULE D - PART 4

Show All Long-Term Bonds and Stock Sold, Redeemed or Otherwise Disposed of During the Current Quarter

1	2	3	4	5	6	7	8	9	Change In Book/Adjusted Carrying Value					15	16	17	18	19	20	21		
									10	11	12	13	14									
CUSIP Identification	Description	Disposal Date	Name of Purchaser	Number of Shares of Stock	Consideration	Par Value	Actual Cost	Prior Year Book/ Adjusted Carrying Value	Unrealized Valuation Increase/ (Decrease)	Current Year's (Amortization)/ Accretion	Current Year's Other Than Temporary Impairment Recognized	Total Change in Book/ Adjusted Carrying Value (10 + 11 - 12)	Total Foreign Exchange Change in Book /Adjusted Carrying Value	Book/ Adjusted Carrying Value at Disposal Date	Foreign Exchange Gain (Loss) on Disposal	Realized Gain (Loss) on Disposal	Total Gain (Loss) on Disposal	Bond Interest/ Stock Dividends Received During Year	Stated Contractual Maturity Date	NAIC Designation, NAIC Designation Modifier and SVO Administrative Symbol		
..91282C-DK-4	UNITED STATES TREASURY	09/22/2025	HSBC SECURITIES INC.		1,174,855	1,209,000	1,118,419	1,148,608	0	22,426	0	22,426	0	1,171,034	0	3,821	3,821	12,305	11/30/2026	1.A		
..91282C-GB-1	UNITED STATES TREASURY	09/10/2025	CITADEL SECURITIES LLC		10,126,172	10,000,000	10,065,254	10,048,411	0	(6,220)	0	(6,220)	0	10,042,191	0	83,981	83,981	270,618	12/31/2029	1.A		
..91282C-LG-4	UNITED STATES TREASURY	09/22/2025	HSBC SECURITIES INC.		10,025,781	10,000,000	10,000,000	10,000,000	0	0	0	0	0	10,000,000	0	25,781	25,781	414,742	08/15/2027	1.A		
0019999999. Subtotal - Issuer Credit Obligations - U.S. Government Obligations (Exempt from RBC)					21,326,808	21,209,000	21,183,674	21,197,019	0	16,206	0	16,206	0	21,213,225	0	113,583	113,583	697,865		XXX	XXX	
..31846V-20-3	FIRST AMER:GVT OBLG Y	07/21/2025	Direct		2	2	2	0	0	0	0	0	0	2	0	0	0	0		1.A FE		
0029999999. Subtotal - Issuer Credit Obligations - Other U.S. Government Obligations (Not Exempt from RBC)					2	2	2	0	0	0	0	0	0	2	0	0	0	0		XXX	XXX	
..544646-4K-5	LOS ANGELES CALIF UNI SCH DIST	07/01/2025	Maturity @ 100.00		410,000	410,000	487,301	416,419	0	(6,419)	0	(6,419)	0	410,000	0	0	0	20,500	07/01/2025	1.A FE		
..574193-MU-9	MARYLAND ST	09/22/2025	Call @ 100.00		270,000	270,000	325,218	270,000	0	0	0	0	0	270,000	0	0	0	10,913	06/01/2026	1.A FE		
..70914P-D9-0	PENNSYLVANIA (COMMONWEALTH OF)	09/15/2025	Maturity @ 100.00		240,000	240,000	300,365	245,056	0	(5,056)	0	(5,056)	0	240,000	0	0	0	12,000	09/15/2025	1.C FE		
0049999999. Subtotal - Issuer Credit Obligations - Municipal Bonds - General Obligations (Direct and Guaranteed)					920,000	920,000	1,112,884	931,475	0	(11,475)	0	(11,475)	0	920,000	0	0	0	0	43,413		XXX	XXX
..13032U-XG-8	CALIFORNIA HEALTH FACs FING AUTH REV	09/25/2025	MORGAN STANLEY CO		118,633	115,000	130,440	118,883	0	(1,499)	0	(1,499)	0	117,385	0	1,248	1,248	4,967	11/15/2046	1.A		
..341271-AD-6	FLORIDA ST BRD ADMIN FIN CORP REV	07/01/2025	Maturity @ 100.00		500,000	500,000	504,965	500,631	0	(631)	0	(631)	0	500,000	0	0	0	6,290	07/01/2025	1.C FE		
0059999999. Subtotal - Issuer Credit Obligations - Municipal Bonds - Special Revenues					618,633	615,000	635,405	619,515	0	(2,130)	0	(2,130)	0	617,385	0	1,248	1,248	11,257		XXX	XXX	
..00206R-HJ-4	AT&T INC	09/26/2025	GOLDMAN		1,574,490	1,570,000	1,562,276	1,566,394	0	594	0	594	0	1,566,988	0	7,502	7,502	73,607	03/01/2029	2.B FE		
..00287Y-DU-0	ABBVIE INC	09/11/2025	CANTOR FITZGERALD & CO. INC.		774,837	745,000	742,653	742,835	0	130	0	130	0	742,965	0	31,872	31,872	37,309	03/15/2034	1.G FE		
..015271-BE-8	ALEXANDRIA REAL ESTATE EQUITIES INC	09/26/2025	GOLDMAN		6,169,112	6,030,000	6,013,900	6,013,900	0	1,418	0	1,418	0	6,015,317	0	153,795	153,795	208,203	10/01/2035	2.A FE		
..01626P-AU-0	ALIMENTATION COUCHE-TARD INC	09/26/2025	GOLDMAN		1,557,071	1,525,000	1,525,000	1,525,000	0	0	0	0	0	1,525,000	0	32,071	32,071	90,808	02/12/2034	2.A FE		
..03027X-QM-0	AMERICAN TOWER CORP	09/26/2025	GOLDMAN		3,589,535	3,490,000	3,537,534	3,537,261	0	(2,613)	0	(2,613)	0	3,534,648	0	54,887	54,887	161,762	01/31/2035	2.A FE		
..03040W-BA-2	AMERICAN WATER CAPITAL CORP	09/26/2025	GOLDMAN		967,827	970,000	942,190	946,131	0	2,029	0	2,029	0	946,160	0	19,667	19,667	35,731	06/01/2032	2.A FE		
..03116Z-DJ-6	AMGEN INC	09/10/2025	STERNE, AGEE & LEACH, INC.		1,308,634	1,335,000	1,255,074	1,255,443	0	5,608	0	5,608	0	1,261,051	0	47,583	47,583	57,628	03/01/2033	2.A FE		
..04010L-AY-9	ARES CAPITAL CORP	07/15/2025	Maturity @ 100.00		930,000	930,000	929,080	929,691	0	309	0	309	0	930,000	0	0	0	30,225	07/15/2025	2.B FE		
..04316J-AF-6	ARTHUR J. GALLAGHER & CO.	09/26/2025	GOLDMAN		4,270,936	3,860,000	4,250,285	4,247,711	0	(26,092)	0	(26,092)	0	4,221,619	0	49,317	49,317	281,566	02/15/2034	2.B FE		
..04316J-AN-9	ARTHUR J. GALLAGHER & CO.	09/26/2025	GOLDMAN		3,676,572	3,650,000	3,641,008	3,136,092	0	1,162	0	1,162	0	3,642,230	0	34,342	34,342	129,322	02/15/2035	2.B FE		
..06051G-HV-4	BANK OF AMERICA CORP	09/26/2025	Various		3,751,958	3,895,000	3,734,755	3,752,827	0	20,975	0	20,975	0	3,773,802	0	(21,844)	(21,844)	144,188	07/23/2030	1.G FE		
..06051G-MA-4	BANK OF AMERICA CORP	09/26/2025	GOLDMAN		8,037,678	7,720,000	7,915,208	7,914,575	0	(12,642)	0	(12,642)	0	7,901,933	0	135,745	135,745	499,520	01/23/2035	1.G FE		
..07274N-AY-9	BAYER US FINANCE I1 LLC	08/15/2025	Maturity @ 100.00		287,000	287,000	319,520	290,796	0	(3,796)	0	(3,796)	0	287,000	0	0	0	15,785	08/15/2025	2.B FE		
..0778FP-AM-1	BELL TELEPHONE COMPANY OF CANADA OR BELL	09/26/2025	GOLDMAN		1,289,638	1,280,000	1,264,333	1,265,360	0	948	0	948	0	1,266,308	0	23,330	23,330	74,695	02/15/2034	2.B FE		
..10373Q-BT-6	BP CAPITAL MARKETS AMERICA INC	09/26/2025	GOLDMAN		859,912	950,000	808,935	829,859	0	10,906	0	10,906	0	840,765	0	19,147	19,147	31,378	01/12/2032	1.E FE		
..11135F-BL-4	BROADCOM INC	09/26/2025	GOLDMAN		2,432,645	2,675,000	2,352,903	2,354,122	0	20,617	0	20,617	0	2,374,738	0	57,907	57,907	88,672	04/15/2034	1.G FE		
..15189X-BB-3	CENTERPOINT ENERGY HOUSTON ELECTRIC LLC	09/26/2025	GOLDMAN		807,744	795,000	793,060	793,123	0	123	0	123	0	793,470	0	14,274	14,274	39,134	04/01/2033	1.F FE		
..20030N-AF-8	COMCAST CORP	09/12/2025	Bank of America Securities		1,216,608	1,145,000	1,193,788	1,193,618	0	(2,535)	0	(2,535)	0	1,191,083	0	25,525	25,525	48,519	06/15/2035	1.G FE		
..20030N-EC-1	COMCAST CORP	09/26/2025	GOLDMAN		3,177,006	3,170,000	3,166,957	3,167,455	0	196	0	196	0	3,167,650	0	9,355	9,355	165,421	02/15/2033	1.G FE		
..225401-AZ-1	UBS GROUP AG	09/26/2025	GOLDMAN		666,535	605,000	654,543	654,141	0	(3,969)	0	(3,969)	0	650,172	0	16,362	16,362	44,712	08/12/2033	1.F FE		
..22822V-BC-4	CROWN CASTLE INC	09/26/2025	GOLDMAN		1,120,101	1,110,000	1,109,045	1,109,183	0	60	0	60	0	1,109,242	0	10,859	10,859	51,578	05/01/2033	2.B FE		
..26442C-BM-5	DUKE ENERGY CAROLINAS LLC	09/26/2025	GOLDMAN		2,900,192	2,870,000	2,858,922	2,859,837	0	681	0	681	0	2,860,517	0	39,675	39,675	167,807	01/15/2034	1.F FE		
..26884T-AV-4	ERAC USA FINANCE LLC	09/26/2025	GOLDMAN		2,359,405	2,330,000	2,321,263	2,323,959	0	1,266	0	1,266	0	2,325,224	0	34,181	34,181	97,653	05/01/2028	1.G FE		
..26884T-AZ-5	ERAC USA FINANCE LLC	09/10/2025	US BANCORP INVESTMENTS INC.		650,150	625,000	624,444	624,444	0	22	0	22	0	624,627	0	25,523	25,523	29,076	10/30/2034	1.G FE		
..27743Z-AX-8	EASTMAN CHEMICAL CO	09/26/2025	GOLDMAN		840,168	800,000	827,864	827,734	0	(2,082)	0	(2,082)	0	825,652	0	14,516	14,516	48,683	03/08/2033	2.B FE		
..27806Z-AH-7	EATON CORP	09/26/2025	GOLDMAN		274,935	280,000	268,160	269,687	0	777	0	777	0	270,464	0	4,471	4,471	12,072	03/15/2033	1.G FE		
..29273V-BA-7	ENERGY TRANSFER LP	09/26/2025	GOLDMAN		3,828,675	3,740,000	3,816,418	3,816,068	0	(4,481)	0	(4,481)	0	3,811,587	0	17,088	17,088	225,730	09/01/2034	2.B FE		
..29390X-AA-2	EQUINIX EUROPE 2 FINANCING CORPORATION L	09/26/2025	GOLDMAN		2,910,083	2,812,000	2,878,962	2,878,633	0	(4,284)	0	(4,284)	0	2,874,349	0	35,733	35,733	122,010	06/15/2034	2.A FE		
..30161N-BK-6	EXELON CORP	09/26/2025	Various		2,274,254	2,185,000	2,202,226	2,202,392	0	(1,301)	0	(1,301)	0	2,201,091	0	73,163	73,163	116,890	03/15/2033	2.B FE		
..30225V-AT-4	EXTRA SPACE STORAGE LP	09/26/2025	GOLDMAN		2,909,306	2,860,000	2,877,769	2,877,737	0	(1,008)	0	(1,008)	0	2,876,728	0	32,578	32,578	172,966	01/15/2035	2.B FE		
..33773B-BN-7	FISERV INC	09/26/2025	GOLDMAN		4,153,105	4,115,000	4,107,346	4,107,575	0	454	0	454	0	4,108,029	0	45,076	45,076	239,590	08/12/2034	2.B FE		
..370334-CT-9	GENERAL MILLS INC	09/26/2025	GOLDMAN		873,935	865,000	863,244	863,494	0	112	0	112	0	863,606	0	10,330	10,330	42,818	03/29/2033	2.B FE		
..37045X-EP-7	GENERAL MOTORS FINANCIAL COMPANY INC	09/26/2025	GOLDMAN		3,105,630	2,965,000	3,058,781	3,057,152	0	(6,191)	0	(6,191)	0	3,050,961	0	54,669	54,669	222,062	01/07/2034	2.B FE		
..38141G-ZL-1	GOLDMAN SACHS GROUP INC	09/26/2025	GOLDMAN		3,058,885	3,045,000	3,045,000	3,045,000	0	0	0	0	0	3,045,000	0	13,885	13,885	143,240	02/24/2028	1.F FE		
..404119-BU-2	HCA INC	09/26/2025	GOLDMAN		891,184	890,000	871,088	884,558	0	1,848	0	1,848	0	886,406	0	4,778	4,778	44,945	02/15/2027	2.C FE		
..																						

STATEMENT AS OF SEPTEMBER 30, 2025 OF THE Arcadian Health Plan, Inc.

SCHEDULE D - PART 4

Show All Long-Term Bonds and Stock Sold, Redeemed or Otherwise Disposed of During the Current Quarter

1	2	3	4	5	6	7	8	9	Change In Book/Adjusted Carrying Value				15	16	17	18	19	20	21		
									10	11	12	13								14	
CUSIP Identification	Description	Disposal Date	Name of Purchaser	Number of Shares of Stock	Consideration	Par Value	Actual Cost	Prior Year Book/ Adjusted Carrying Value	Unrealized Valuation Increase/ (Decrease)	Current Year's (Amortization)/ Accretion	Current Year's Other Than Temporary Impairment Recognized	Total Change in Book/ Adjusted Carrying Value (10 + 11 - 12)	Total Foreign Exchange Change in Book /Adjusted Carrying Value	Book/ Adjusted Carrying Value at Disposal Date	Foreign Exchange Gain (Loss) on Disposal	Realized Gain (Loss) on Disposal	Total Gain (Loss) on Disposal	Bond Interest/ Stock Dividends Received During Year	Stated Contractual Maturity Date	NAIC Designation, NAIC Designation Modifier and SVO Administrative Symbol	
..438516-CZ-7	HONEYWELL INTERNATIONAL INC	09/26/2025	GOLDMAN		4,168,839	4,100,000	4,087,987	4,088,548	0	1,032	0	1,032	0	4,089,580	0	79,259	79,259	226,126	02/01/2032	1.F FE	
..459200-KS-9	INTERNATIONAL BUSINESS MACHINES CORP	07/27/2025	Maturity @ 100.00		3,210,000	3,210,000	3,210,000	3,210,000	0	0	0	0	0	3,210,000	0	0	0	128,400	07/27/2025	1.G FE	
..46647P-EQ-5	JPMORGAN CHASE & CO	09/26/2025	GOLDMAN		2,555,958	2,530,000	2,530,000	2,530,000	0	0	0	0	0	2,530,000	0	25,958	25,958	109,016	10/22/2030	1.E FE	
..494553-AE-0	KINDER MORGAN INC	09/26/2025	GOLDMAN		791,190	770,000	776,661	776,651	0	(415)	0	(415)	0	776,236	0	14,954	14,954	48,279	02/01/2034	2.B FE	
..502431-AU-3	L3HARRIS TECHNOLOGIES INC	09/11/2025	JPMORGAN VPR FTP		3,843,539	3,680,000	3,684,715	3,685,570	0	(339)	0	(339)	0	3,685,231	0	158,308	158,308	153,676	06/01/2033	2.B FE	
..548661-EQ-6	LOWE'S COMPANIES INC	09/10/2025	US BANCORP INVESTMENTS INC.		1,564,372	1,505,000	1,505,000	1,505,000	0	0	0	0	0	1,505,000	0	59,372	59,372	92,578	07/01/2033	2.A FE	
..58523U-AX-5	MID-AMERICA APARTMENTS LP	09/26/2025	GOLDMAN		1,514,813	1,505,000	1,492,509	1,492,558	0	940	0	940	0	1,493,499	0	21,314	21,314	58,149	03/01/2035	1.G FE	
..606822-DC-5	MITSUBISHI UFJ FINANCIAL GROUP INC	09/26/2025	GOLDMAN		2,655,951	2,540,000	2,624,836	2,624,183	0	(6,125)	0	(6,125)	0	2,618,057	0	37,894	37,894	129,684	04/19/2034	1.G FE	
..61747Y-FR-1	MORGAN STANLEY	09/26/2025	GOLDMAN		1,588,243	1,495,000	1,570,841	1,570,506	0	(4,723)	0	(4,723)	0	1,565,783	0	22,460	22,460	82,330	04/19/2035	1.E FE	
..61747Y-FU-4	MORGAN STANLEY	09/26/2025	GOLDMAN		2,558,778	2,535,000	2,535,000	2,535,000	0	0	0	0	0	2,535,000	0	23,778	23,778	111,752	10/18/2030	1.E FE	
..639057-AH-1	NATWEST GROUP PLC	09/26/2025	GOLDMAN		4,535,952	4,240,000	4,456,494	4,454,864	0	(15,731)	0	(15,731)	0	4,439,134	0	96,818	96,818	274,209	03/02/2034	1.G FE	
..64952W-FE-8	NEW YORK LIFE GLOBAL FUNDING	09/26/2025	GOLDMAN		3,070,621	3,010,000	3,009,778	3,009,778	0	15	0	15	0	3,009,793	0	60,829	60,829	183,944	01/09/2034	1.B FE	
..65339K-CU-2	NEXTERA ENERGY CAPITAL HOLDINGS INC	09/26/2025	GOLDMAN		1,711,199	1,670,000	1,685,335	1,685,293	0	(909)	0	(909)	0	1,684,384	0	26,815	26,815	91,065	03/15/2034	2.A FE	
..666807-CH-3	NORTHROP GRUMMAN CORP	09/26/2025	GOLDMAN		3,033,258	3,020,000	3,016,920	3,017,564	0	184	0	184	0	3,017,747	0	15,510	15,510	147,460	03/15/2033	2.A FE	
..681919-BG-0	OMNICOM GROUP INC	09/26/2025	GOLDMAN		3,732,261	3,645,000	3,638,558	3,639,238	0	846	0	846	0	3,640,084	0	92,177	92,177	223,773	11/01/2034	2.A FE	
..68389X-BE-4	ORACLE CORP	09/26/2025	GOLDMAN		812,758	895,000	803,728	804,083	0	5,057	0	5,057	0	809,140	0	3,618	3,618	30,445	05/15/2035	2.B FE	
..68389X-CM-5	ORACLE CORP	09/26/2025	GOLDMAN		427,380	425,000	424,176	424,505	0	104	0	104	0	424,608	0	2,772	2,772	17,159	05/06/2028	2.B FE	
..701094-AR-5	PARKER-HANNIFIN CORP	09/26/2025	GOLDMAN		852,916	850,000	848,198	849,099	0	237	0	237	0	849,336	0	3,580	3,580	37,530	09/15/2027	1.G FE	
..74153W-CV-9	PRICO GLOBAL FUNDING I	09/26/2025	GOLDMAN		1,064,611	1,055,000	1,053,692	1,053,747	0	122	0	122	0	1,053,869	0	10,742	10,742	53,418	08/27/2031	1.G FE	
..74340X-CE-9	PROLOGIS LP	09/26/2025	GOLDMAN		3,221,696	3,200,000	3,194,080	3,194,721	0	385	0	385	0	3,195,106	0	26,590	26,590	119,911	06/15/2033	1.F FE	
..74949L-AE-2	RELY CAPITAL INC	09/26/2025	GOLDMAN		533,878	525,000	520,385	521,388	0	308	0	308	0	521,696	0	12,182	12,182	21,405	05/20/2032	1.G FE	
..760759-BC-3	REPUBLIC SERVICES INC	09/26/2025	GOLDMAN		531,716	520,000	517,343	517,679	0	149	0	149	0	517,828	0	13,888	13,888	25,856	04/01/2034	1.G FE	
..775109-OF-5	ROGERS COMMUNICATIONS INC	09/26/2025	GOLDMAN		4,461,004	4,415,000	4,389,415	4,390,919	0	1,667	0	1,667	0	4,392,586	0	68,418	68,418	267,009	02/15/2034	2.C FE	
..83272Y-AB-8	SMURFIT WESTROCK FINANCING DAC	09/26/2025	GOLDMAN		1,775,232	1,725,000	1,745,625	1,745,625	0	(869)	0	(869)	0	1,744,692	0	30,540	30,540	78,663	11/15/2035	2.B FE	
..83444M-AR-2	SOLVENTUM CORP	09/26/2025	GOLDMAN		1,116,431	1,075,000	1,095,629	1,095,553	0	(1,338)	0	(1,338)	0	1,094,291	0	22,140	22,140	61,203	03/23/2034	2.C FE	
..842400-JG-9	SOUTHERN CALIFORNIA EDISON CO	09/26/2025	GOLDMAN		4,387,758	4,350,000	4,340,691	0	0	0	0	0	0	4,341,747	0	46,011	46,011	171,221	03/01/2035	1.G FE	
..871607-AE-7	SYNOPSIS INC	09/26/2025	GOLDMAN		4,130,461	4,075,000	4,091,090	0	313	0	313	0	0	4,091,402	0	39,058	39,058	111,927	04/01/2035	2.B FE	
..874060-BK-1	TAKEDA PHARMACEUTICAL CO LTD	09/26/2025	GOLDMAN		2,125,662	2,070,000	2,087,978	2,087,965	0	(1,130)	0	(1,130)	0	2,086,835	0	38,827	38,827	135,309	07/05/2034	2.A FE	
..89236T-NK-8	TOYOTA MOTOR CREDIT CORP	09/26/2025	GOLDMAN		740,490	730,000	728,518	728,623	0	204	0	204	0	728,827	0	11,663	11,663	37,828	08/09/2029	1.E FE	
..92277G-AX-5	VENTAS REALTY LP	09/26/2025	GOLDMAN		488,744	470,000	482,112	482,084	0	(771)	0	(771)	0	481,313	0	7,430	7,430	36,425	07/01/2034	2.A FE	
..92343V-GT-5	VERIZON COMMUNICATIONS INC	09/26/2025	GOLDMAN		235,403	230,000	229,625	229,675	0	24	0	24	0	229,698	0	5,704	5,704	10,324	05/09/2033	2.A FE	
..92343V-GY-4	VERIZON COMMUNICATIONS INC	09/26/2025	GOLDMAN		2,673,361	2,725,000	2,656,692	2,658,636	0	4,208	0	4,208	0	2,661,208	0	12,153	12,153	148,346	02/15/2035	2.A FE	
..925650-AH-6	VICI PROPERTIES LP	09/26/2025	GOLDMAN		2,901,815	2,865,000	2,854,772	2,854,805	0	821	0	821	0	2,855,625	0	46,190	46,190	114,202	11/15/2031	2.C FE	
..927804-FA-7	VIRGINIA ELECTRIC AND POWER CO	09/26/2025	GOLDMAN		918,515	857,000	917,221	916,953	0	(3,058)	0	(3,058)	0	913,894	0	4,621	4,621	61,990	01/01/2036	2.A FE	
..927804-GK-4	VIRGINIA ELECTRIC AND POWER CO	09/26/2025	GOLDMAN		1,087,537	1,070,000	1,067,004	1,067,430	0	190	0	190	0	1,067,620	0	19,917	19,917	53,203	04/01/2033	1.G FE	
..927804-GP-3	VIRGINIA ELECTRIC AND POWER CO	09/26/2025	Various		3,498,030	3,460,000	3,423,157	3,425,839	0	2,239	0	2,239	0	3,428,078	0	69,952	69,952	207,061	01/15/2034	1.G FE	
..927804-GR-9	VIRGINIA ELECTRIC AND POWER CO	09/26/2025	GOLDMAN		652,405	645,000	643,542	643,589	0	87	0	87	0	643,676	0	8,729	8,729	36,825	08/15/2034	1.G FE	
..95000U-3A-9	WELLS FARGO & CO	09/26/2025	GOLDMAN		2,849,300	2,820,000	2,820,000	2,820,000	0	0	0	0	0	2,820,000	0	29,300	29,300	159,690	07/25/2028	2.A FE	
0089999999. Subtotal - Issuer Credit Obligations - Corporate Bonds (Unaffiliated)					164,482,094	161,536,000	161,987,696	144,187,385	0	(15,346)	0	(15,346)	0	162,018,504	0	2,463,590	2,463,590	8,149,494	XXX	XXX	
0489999999. Total - Issuer Credit Obligations (Unaffiliated)					187,347,537	184,280,002	184,919,661	166,935,393	0	(12,744)	0	(12,744)	0	184,769,116	0	2,578,421	2,578,421	8,901,828	XXX	XXX	
0499999999. Total - Issuer Credit Obligations (Affiliated)					0	0	0	0	0	0	0	0	0	0	0	0	0	0	0	XXX	XXX
0509999997. Total - Issuer Credit Obligations - Part 4					187,347,537	184,280,002	184,919,661	166,935,393	0	(12,744)	0	(12,744)	0	184,769,116	0	2,578,421	2,578,421	8,901,828	XXX	XXX	
0509999998. Total - Issuer Credit Obligations - Part 5					XXX	XXX	XXX	XXX	XXX	XXX	XXX	XXX	XXX	XXX	XXX	XXX	XXX	XXX	XXX	XXX	XXX
0509999999. Total - Issuer Credit Obligations					187,347,537	184,280,002	184,919,661	166,935,393	0	(12,744)	0	(12,744)	0	184,769,116	0	2,578,421	2,578,421	8,901,828	XXX	XXX	
..36202E-LJ-6	G2 003929 - RMBS	09/01/2025	Paydown		142	142	141	141	0	1	0	1	0	142	0	0	0	5	12/20/2036	1.A	
..36290R-QT-3	GN 615266 - RMBS	09/01/2025	Paydown		214	214	211	212	0	2	0	2	0	214	0	0	0	7	06/15/2033	1.A	
1019999999. Subtotal - Asset-Backed Securities - Financial Asset-Backed - Self-Liquidating - Agency Residential Mortgage-Backed Securities - Guaranteed (Exempt from RBC)					356	356	352	353	0	3	0	3	0	356	0	0	0	0	12	XXX	XXX
..3131XX-WIS-6	FH ZIM257 - RMBS	09/01/2025	Paydown		88,759	88,759	94,473	96,846	0	(8,087)	0	(8,087)	0	88,759	0	0	0	2,093	09/01/2047	1.A	
..3132AD-T9-9	FH Z11476 - RMBS	09/01/2025	Paydown		1,921	1,921	2,049	2,111	0	(190)	0	(190)	0	1,921	0	0	0	45	02		

STATEMENT AS OF SEPTEMBER 30, 2025 OF THE Arcadian Health Plan, Inc.

SCHEDULE D - PART 4

Show All Long-Term Bonds and Stock Sold, Redeemed or Otherwise Disposed of During the Current Quarter

1	2	3	4	5	6	7	8	9	Change In Book/Adjusted Carrying Value				15	16	17	18	19	20	21	
									10	11	12	13								14
CUSIP Identification	Description	Disposal Date	Name of Purchaser	Number of Shares of Stock	Consideration	Par Value	Actual Cost	Prior Year Book/ Adjusted Carrying Value	Unrealized Valuation Increase/ (Decrease)	Current Year's (Amortization)/ Accretion	Current Year's Other Than Temporary Impairment Recognized	Total Change in Book/ Adjusted Carrying Value (10 + 11 - 12)	Total Foreign Exchange Change in Book /Adjusted Carrying Value	Book/ Adjusted Carrying Value at Disposal Date	Foreign Exchange Gain (Loss) on Disposal	Realized Gain (Loss) on Disposal	Total Gain (Loss) on Disposal	Bond Interest/ Stock Dividends Received During Year	Stated Contractual Maturity Date	NAIC Designation, NAIC Designation Modifier and SVO Administrative Symbol
..3132DN-7L-1	FH SD1799 - RMBS	09/22/2025	Various	831,685	816,975	828,081	826,971	0	0	(715)	0	(715)	0	826,256	0	5,429	5,429	36,295	11/01/2052	1.A
..3132DN-E2-5	FH SD1053 - RMBS	09/01/2025	Paydown	97,995	97,995	98,439	98,392	0	0	(396)	0	(396)	0	97,995	0	0	0	2,464	06/01/2052	1.A
..3132DN-G5-6	FH SD1120 - RMBS	09/01/2025	Paydown	97,931	97,931	99,584	99,641	0	0	(1,710)	0	(1,710)	0	97,931	0	0	0	3,164	06/01/2052	1.A
..3132DN-VJ-9	FH SD1517 - RMBS	09/01/2025	Paydown	29,036	29,036	29,072	29,063	0	0	(27)	0	(27)	0	29,036	0	0	0	863	09/01/2052	1.A
..3132DP-E7-9	FH SD1958 - RMBS	09/01/2025	Paydown	13,820	13,820	14,068	14,048	0	0	(228)	0	(228)	0	13,820	0	0	0	482	11/01/2052	1.A
..3132DP-GC-6	FH SD1995 - RMBS	09/01/2025	Paydown	130,233	130,233	133,794	133,518	0	0	(3,284)	0	(3,284)	0	130,233	0	0	0	4,560	12/01/2052	1.A
..3132DP-HL-5	FH SD2035 - RMBS	09/01/2025	Paydown	242,356	242,356	250,459	250,136	0	0	(7,780)	0	(7,780)	0	242,356	0	0	0	8,110	11/01/2052	1.A
..3132DP-KY-3	FH SD2111 - RMBS	09/10/2025	Various	899,501	914,823	890,201	890,907	0	0	1,245	0	1,245	0	892,153	0	7,348	7,348	31,839	12/01/2052	1.A
..3132DQ-C6-1	FH SD2793 - RMBS	09/22/2025	Various	782,496	798,182	778,975	779,834	0	0	776	0	776	0	780,610	0	1,886	1,886	29,104	03/01/2053	1.A
..3132DQ-QV-1	FH SD3168 - RMBS	09/10/2025	Various	2,720,618	2,704,456	2,684,327	2,684,062	0	0	893	0	893	0	2,684,955	0	35,663	35,663	104,962	06/01/2053	1.A
..3132DV-LA-1	FH SD7521 - RMBS	09/01/2025	Paydown	131,891	131,891	141,174	141,136	0	0	(9,245)	0	(9,245)	0	131,891	0	0	0	2,187	07/01/2050	1.A
..3132DV-LC-7	FH SD7523 - RMBS	09/01/2025	Paydown	71,414	71,414	76,179	76,179	0	0	(4,766)	0	(4,766)	0	71,414	0	0	0	1,188	08/01/2050	1.A
..3132WH-GW-9	FH Q43812 - RMBS	09/01/2025	Paydown	83	83	89	92	0	0	(9)	0	(9)	0	83	0	0	0	2	09/01/2046	1.A
..31334Y-P5-0	FH QA2244 - RMBS	09/01/2025	Paydown	6,177	6,177	6,556	6,556	0	0	(465)	0	(465)	0	6,177	0	0	0	123	07/01/2046	1.A
..3133AG-BN-8	FH QB9045 - RMBS	09/01/2025	Paydown	37,128	37,128	38,190	38,105	0	0	(977)	0	(977)	0	37,128	0	0	0	516	02/01/2051	1.A
..3133AG-BR-9	FH QB9048 - RMBS	09/01/2025	Paydown	98,243	98,243	100,684	100,535	0	0	(2,292)	0	(2,292)	0	98,243	0	0	0	1,336	02/01/2051	1.A
..3133BQ-SW-2	FH QF3561 - RMBS	09/01/2025	Paydown	51,992	51,992	52,918	52,943	0	0	(951)	0	(951)	0	51,992	0	0	0	1,915	11/01/2052	1.A
..3133BK-3X-5	FH RA4414 - RMBS	09/01/2025	Paydown	202,709	202,709	215,442	215,033	0	0	(12,325)	0	(12,325)	0	202,709	0	0	0	3,395	01/01/2051	1.A
..3133KN-KX-0	FH RA6610 - RMBS	09/01/2025	Paydown	470,362	470,362	481,321	480,634	0	0	(10,272)	0	(10,272)	0	470,362	0	0	0	9,518	01/01/2052	1.A
..3133KP-VM-4	FH RA7916 - RMBS	09/01/2025	Paydown	78,996	78,996	76,934	77,004	0	0	1,992	0	1,992	0	78,996	0	0	0	2,115	09/01/2052	1.A
..3133KQ-VZ-6	FH RA8732 - RMBS	09/10/2025	Various	3,608,586	3,578,173	3,561,960	3,562,094	0	0	572	0	572	0	3,562,665	0	45,920	45,920	138,440	03/01/2053	1.A
..3133KQ-XY-7	FH RA8795 - RMBS	09/22/2025	Various	17,011,099	16,686,993	17,067,665	17,032,767	0	0	(16,724)	0	(16,724)	0	17,016,043	0	(4,944)	(4,944)	740,481	04/01/2053	1.A
..3136B1-PP-4	FNR 2018-14 PA - CMO/RMBS	09/01/2025	Paydown	45,495	45,495	46,135	46,195	0	0	(700)	0	(700)	0	45,495	0	0	0	1,101	04/25/2047	1.A
..3137BP-DW-6	FHR 4583 UP - CMO/RMBS	09/01/2025	Paydown	12,997	12,997	13,606	13,634	0	0	(637)	0	(637)	0	12,997	0	0	0	261	07/15/2045	1.A
..3137BS-ZE-6	FHR 4631 GP - CMO/RMBS	09/01/2025	Paydown	17,181	17,181	18,399	18,568	0	0	(1,388)	0	(1,388)	0	17,181	0	0	0	401	03/15/2046	1.A
..3137HK-BP-8	FHR 5516 FE - CMO/RMBS	09/25/2025	Paydown	220,383	220,383	220,315	0	0	69	0	69	0	220,383	0	0	0	6,455	03/25/2055	1.A	
..3140D-7A-6	FN BK0888 - RMBS	09/01/2025	Paydown	31,932	31,932	34,486	37,240	0	0	(5,308)	0	(5,308)	0	31,932	0	0	0	823	07/01/2048	1.A
..3140JB-LX-9	FN BMA197 - RMBS	09/01/2025	Paydown	2,247	2,247	2,383	2,412	0	0	(165)	0	(165)	0	2,247	0	0	0	45	03/01/2047	1.A
..3140KQ-PH-8	FN BQ4923 - RMBS	09/01/2025	Paydown	32,210	32,210	33,674	33,543	0	0	(1,333)	0	(1,333)	0	32,210	0	0	0	404	10/01/2050	1.A
..3140KV-EU-0	FN BQ9146 - RMBS	09/01/2025	Paydown	51,392	51,392	53,280	53,122	0	0	(1,730)	0	(1,730)	0	51,392	0	0	0	680	12/01/2050	1.A
..3140KV-F5-4	FN BQ9187 - RMBS	09/01/2025	Paydown	59,148	59,148	61,347	61,242	0	0	(2,094)	0	(2,094)	0	59,148	0	0	0	787	01/01/2051	1.A
..3140KV-GN-4	FN BQ9204 - RMBS	09/01/2025	Paydown	15,794	15,794	16,382	16,345	0	0	(551)	0	(551)	0	15,794	0	0	0	211	01/01/2051	1.A
..3140KX-SP-2	FN BR0525 - RMBS	09/01/2025	Paydown	40,953	40,953	42,642	42,503	0	0	(1,550)	0	(1,550)	0	40,953	0	0	0	546	12/01/2050	1.A
..3140LO-C8-8	FN BR1894 - RMBS	09/01/2025	Paydown	99,304	99,304	103,082	102,698	0	0	(3,395)	0	(3,395)	0	99,304	0	0	0	1,297	01/01/2051	1.A
..3140LO-D4-6	FN BR1922 - RMBS	09/01/2025	Paydown	38,261	38,261	39,756	39,661	0	0	(1,400)	0	(1,400)	0	38,261	0	0	0	478	01/01/2051	1.A
..3140LO-DR-5	FN BR1911 - RMBS	09/01/2025	Paydown	44,871	44,871	46,532	46,397	0	0	(1,527)	0	(1,527)	0	44,871	0	0	0	598	01/01/2051	1.A
..3140MR-2N-6	FN BW0780 - RMBS	09/01/2025	Paydown	16,516	16,516	16,720	16,717	0	0	(201)	0	(201)	0	16,516	0	0	0	495	08/01/2052	1.A
..3140N3-A5-8	FN BW9927 - RMBS	09/22/2025	Various	1,345,819	1,328,489	1,346,341	1,345,185	0	0	(941)	0	(941)	0	1,344,244	0	1,576	1,576	59,004	10/01/2052	1.A
..3140N3-AQ-2	FN BW9914 - RMBS	09/01/2025	Paydown	26,344	26,344	26,756	26,758	0	0	(414)	0	(414)	0	26,344	0	0	0	828	10/01/2052	1.A
..3140O9-4Z-3	FN CA2639 - RMBS	09/10/2025	Various	558,462	562,732	553,932	553,932	0	0	326	0	326	0	554,258	0	4,203	4,203	19,569	11/01/2048	1.A
..3140QE-AP-7	FN CA6313 - RMBS	09/01/2025	Paydown	45,009	45,009	48,062	48,624	0	0	(3,615)	0	(3,615)	0	45,009	0	0	0	900	07/01/2050	1.A
..3140QE-DX-7	FN CA6417 - RMBS	09/01/2025	Paydown	9,384	9,384	10,032	10,124	0	0	(740)	0	(740)	0	9,384	0	0	0	190	07/01/2050	1.A
..3140QE-KY-7	FN CA6610 - RMBS	09/01/2025	Paydown	11,301	11,301	12,081	12,230	0	0	(929)	0	(929)	0	11,301	0	0	0	222	08/01/2050	1.A
..3140QE-YJ-5	FN CA7012 - RMBS	09/01/2025	Paydown	207,938	207,938	213,266	213,008	0	0	(5,070)	0	(5,070)	0	207,938	0	0	0	2,757	09/01/2050	1.A
..3140QF-4E-6	FN CA8020 - RMBS	09/01/2025	Paydown	79,392	79,392	84,279	83,931	0	0	(4,539)	0	(4,539)	0	79,392	0	0	0	1,381	12/01/2050	1.A
..3140QG-3C-9	FN CA8894 - RMBS	09/01/2025	Paydown	87,183	87,183	93,095	92,647	0	0	(5,464)	0	(5,464)	0	87,183	0	0	0	1,469	02/01/2051	1.A
..3140QG-U4-7	FN CA8702 - RMBS	09/01/2025	Paydown	487,978	487,978	521,298	512,558	0	0	(24,580)	0	(24,580)	0	487,978	0	0	0	8,039	01/01/2036	1.A
..3140QM-ST-7	FN CB2657 - RMBS	09/01/2025	Paydown	27,783	27,783	28,347	28,293	0	0	(509)	0	(509)	0	27,783	0	0	0	544	01/01/2052	1.A
..3140QM-VP-6	FN CB2421 - RMBS	09/01/2025	Paydown	198,545	198,545	209,419	208,438	0	0	(9,893)	0	(9,893)	0	198,545	0	0	0	3,879	12/01/2051	1.A
..3140QP-BG-1	FN CB3638 - RMBS	09/01/2025	Paydown	78,332	78,332	79,605	79,588	0	0	(1,256)	0	(1,256)	0	78,332	0	0	0	2,294	05/01/2052	1.A
..3140QP-ZB-6	FN CB4337 - RMBS	09/01/2025	Paydown	116,018	116,018	118,158	118,027	0	0	(2,008)	0	(2,008)	0	116,018	0					

STATEMENT AS OF SEPTEMBER 30, 2025 OF THE Arcadian Health Plan, Inc.

SCHEDULE D - PART 4

Show All Long-Term Bonds and Stock Sold, Redeemed or Otherwise Disposed of During the Current Quarter

1	2	3	4	5	6	7	8	9	Change In Book/Adjusted Carrying Value				15	16	17	18	19	20	21	
									10	11	12	13								14
CUSIP Identification	Description	Disposal Date	Name of Purchaser	Number of Shares of Stock	Consideration	Par Value	Actual Cost	Prior Year Book/Adjusted Carrying Value	Unrealized Valuation Increase/(Decrease)	Current Year's (Amortization)/Accretion	Current Year's Other Than Temporary Impairment Recognized	Total Change in Book/Adjusted Carrying Value (10 + 11 - 12)	Total Foreign Exchange Change in Book /Adjusted Carrying Value	Book/Adjusted Carrying Value at Disposal Date	Foreign Exchange Gain (Loss) on Disposal	Realized Gain (Loss) on Disposal	Total Gain (Loss) on Disposal	Bond Interest/Stock Dividends Received During Year	Stated Contractual Maturity Date	NAIC Designation, NAIC Designation Modifier and SVO Administrative Symbol
..31400V-RN-6	FN CB9492 - RMBS	08/28/2025	Various	13,078,040	13,078,040	12,980,142	13,011,579	13,011,351	0	(1,867)	0	(1,867)	0	13,009,484	0	68,555	68,555	529,488	11/01/2054	1.A
..3140X4-DF-0	FN FM1001 - RMBS	09/01/2025	Paydown	2,257	2,257	2,257	2,407	2,474	0	(217)	0	(217)	0	2,257	0	0	0	52	11/01/2048	1.A
..3140X6-SF-9	FN FM3217 - RMBS	09/01/2025	Paydown	42,313	42,313	42,313	39,906	40,067	0	2,246	0	2,246	0	42,313	0	0	0	972	05/01/2050	1.A
..3140X6-UC-3	FN FM3278 - RMBS	09/01/2025	Paydown	1,473	1,473	1,473	1,571	1,614	0	(41)	0	(41)	0	1,473	0	0	0	34	11/01/2048	1.A
..3140X8-3F-2	FN FMS297 - RMBS	09/01/2025	Paydown	4,788	4,788	4,788	5,119	5,199	0	(411)	0	(411)	0	4,788	0	0	0	101	11/01/2050	1.A
..3140X8-G6-8	FN FM4720 - RMBS	09/01/2025	Paydown	81,680	81,680	81,680	87,270	88,160	0	(6,480)	0	(6,480)	0	81,680	0	0	0	1,633	10/01/2050	1.A
..3140X8-UU-9	FN FMS094 - RMBS	09/01/2025	Paydown	291,348	291,348	291,348	311,283	321,189	0	(29,841)	0	(29,841)	0	291,348	0	0	0	6,756	06/01/2049	1.A
..3140X8-WR-4	FN FMS155 - RMBS	09/01/2025	Paydown	15,107	15,107	15,107	15,699	15,631	0	(524)	0	(524)	0	15,107	0	0	0	194	12/01/2050	1.A
..3140X8-Y6-8	FN FMS232 - RMBS	09/01/2025	Paydown	1,578	1,578	1,578	1,687	1,707	0	(129)	0	(129)	0	1,578	0	0	0	32	06/01/2050	1.A
..3140X8-Y7-6	FN FMS233 - RMBS	09/01/2025	Paydown	36,464	36,464	36,464	38,828	38,857	0	(2,365)	0	(2,365)	0	36,464	0	0	0	768	11/01/2050	1.A
..3140X8-YK-7	FN FMS213 - RMBS	09/01/2025	Paydown	21,507	21,507	21,507	22,385	22,323	0	(817)	0	(817)	0	21,507	0	0	0	287	12/01/2050	1.A
..3140X9-JB-2	FN FMS657 - RMBS	09/01/2025	Paydown	649	649	649	692	700	0	(51)	0	(51)	0	649	0	0	0	13	12/01/2050	1.A
..3140X9-JK-2	FN FMS665 - RMBS	09/01/2025	Paydown	2,576	2,576	2,576	2,747	2,812	0	(236)	0	(236)	0	2,576	0	0	0	58	08/01/2048	1.A
..3140X9-TY-1	FN FMS966 - RMBS	09/01/2025	Paydown	44,064	44,064	44,064	45,096	45,002	0	(938)	0	(938)	0	44,064	0	0	0	599	02/01/2051	1.A
..3140XC-4Z-8	FN FMR939 - RMBS	09/01/2025	Paydown	174,317	174,317	174,317	175,965	175,777	0	(1,460)	0	(1,460)	0	174,317	0	0	0	2,284	10/01/2051	1.A
..3140XG-CH-0	FN FS0971 - RMBS	09/01/2025	Paydown	85,538	85,538	85,538	86,019	85,986	0	(448)	0	(448)	0	85,538	0	0	0	1,934	01/01/2052	1.A
..3140XG-TV-1	FN FS1463 - RMBS	09/01/2025	Paydown	143,639	143,639	143,639	139,733	139,890	0	3,748	0	3,748	0	143,639	0	0	0	3,833	05/01/2051	1.A
..3140XG-WM-7	FN FS1551 - RMBS	09/01/2025	Paydown	40,633	40,633	40,633	40,938	40,910	0	(277)	0	(277)	0	40,633	0	0	0	1,181	03/01/2050	1.A
..3140XG-WS-4	FN FS1556 - RMBS	09/01/2025	Paydown	51,151	51,151	51,151	48,274	48,341	0	2,810	0	2,810	0	51,151	0	0	0	1,180	05/01/2052	1.A
..3140XH-3U-9	FN FS2610 - RMBS	09/01/2025	Paydown	78,152	78,152	78,152	79,315	79,315	0	(1,163)	0	(1,163)	0	78,152	0	0	0	2,343	08/01/2052	1.A
..3140XH-6Y-8	FN FS2686 - RMBS	09/01/2025	Paydown	45,892	45,892	45,892	46,222	46,240	0	(348)	0	(348)	0	45,892	0	0	0	1,424	08/01/2052	1.A
..3140XJ-LC-5	FN FS3022 - RMBS	09/01/2025	Paydown	52,442	52,442	52,442	50,968	51,035	0	1,407	0	1,407	0	52,442	0	0	0	1,492	10/01/2052	1.A
..3140XJ-WK-5	FN FS3349 - RMBS	09/22/2025	Various	3,601,978	3,601,978	3,665,612	3,587,718	3,588,898	0	2,630	0	2,630	0	3,591,528	0	10,450	10,450	133,360	09/01/2052	1.A
..3140XJ-YR-8	FN FS3419 - RMBS	09/01/2025	Paydown	295,349	295,349	295,349	302,779	302,519	0	(7,170)	0	(7,170)	0	295,349	0	0	0	9,859	12/01/2052	1.A
..3140XK-FD-7	FN FS3763 - RMBS	09/01/2025	Paydown	149,340	149,340	149,340	154,333	154,154	0	(4,814)	0	(4,814)	0	149,340	0	0	0	5,035	01/01/2053	1.A
..31410L-XE-7	FN 890877 - RMBS	09/01/2025	Paydown	4,712	4,712	4,712	5,025	5,156	0	(444)	0	(444)	0	4,712	0	0	0	1,231	07/25/2058	1.A
..31418C-MG-6	FN MA3058 - RMBS	09/01/2025	Paydown	88,137	88,137	88,137	95,267	99,157	0	(11,019)	0	(11,019)	0	88,137	0	0	0	2,324	07/01/2047	1.A
..31418C-U7-7	FN MA3305 - RMBS	09/01/2025	Paydown	3,419	3,419	3,419	3,646	3,751	0	(332)	0	(332)	0	3,419	0	0	0	81	03/01/2048	1.A
..31418C-V2-7	FN MA3332 - RMBS	09/01/2025	Paydown	6,452	6,452	6,452	6,881	7,093	0	(641)	0	(641)	0	6,452	0	0	0	152	04/01/2048	1.A
..31418D-HL-9	FN MA3834 - RMBS	09/01/2025	Paydown	23,759	23,759	23,759	24,824	25,468	0	(1,709)	0	(1,709)	0	23,759	0	0	0	476	11/01/2049	1.A
..31418E-U9-9	FN MA5107 - RMBS	08/28/2025	Various	28,000,941	28,000,941	27,773,776	27,808,493	27,808,668	0	(4,300)	0	(4,300)	0	27,804,368	0	196,573	196,573	1,133,698	08/01/2053	1.A
..35563P-GG-8	SCRT 2019-3 MA - CMO/RMBS	09/01/2025	Paydown	35,560	35,560	35,560	35,367	35,420	0	140	0	140	0	35,560	0	0	0	840	08/27/2057	1.A
..35563P-JF-7	SCRT 2019-1 MA - CMO/RMBS	09/01/2025	Paydown	53,278	53,278	53,278	53,584	53,600	0	(321)	0	(321)	0	53,278	0	0	0	1,231	07/25/2058	1.A
..35563P-KG-3	SCRT 2019-2 MA - CMO/RMBS	09/01/2025	Paydown	18,104	18,104	18,104	18,381	18,245	0	(141)	0	(141)	0	18,104	0	0	0	415	08/26/2058	1.A
..35563P-LH-0	SCRT 2019-3 MA - CMO/RMBS	09/01/2025	Paydown	35,748	35,748	35,748	37,367	36,895	0	(947)	0	(947)	0	35,748	0	0	0	832	10/25/2058	1.A
..35563P-HL-0	SCRT 2019-4 MA - CMO/RMBS	09/01/2025	Paydown	49,147	49,147	49,147	50,224	49,783	0	(636)	0	(636)	0	49,147	0	0	0	964	02/25/2059	1.A
1039999999 Subtotal - Asset-Backed Securities - Financial Asset-Backed - Self-Liquidating - Agency Residential Mortgage-Backed Securities - Not/Partially Guaranteed (Not Exempt from RBC)					79,133,675	78,497,441	79,017,123	78,768,891	0	(230,228)	0	(230,228)	0	78,758,977	0	374,697	374,697	3,118,719	XXX	XXX
..12543P-AK-9	CIHL 2006-21 A10 - CMO/RMBS	07/01/2025	Paydown	2	2	2	2	1	0	1	0	1	0	2	0	0	0	0	02/25/2037	4.B FE
..17329M-CL-1	CIHL1 21J2 A7A - CMO/RMBS	09/01/2025	Paydown	15,535	15,535	15,535	15,859	15,812	0	(277)	0	(277)	0	15,535	0	0	0	267	07/25/2051	1.A FE
..33852F-AE-6	FSMT 2021-4 A5 - CMO/RMBS	09/01/2025	Paydown	98,685	98,685	98,685	101,183	100,648	0	(1,964)	0	(1,964)	0	98,685	0	0	0	1,627	06/26/2051	1.A FE
..33852H-AB-8	FSMT 2021- 81NV A3 - CMO/RMBS	09/01/2025	Paydown	7,092	7,092	7,092	7,210	7,199	0	(107)	0	(107)	0	7,092	0	0	0	119	09/25/2051	1.A FE
..33852J-AE-8	FSMT 217 A5 - CMO/RMBS	09/01/2025	Paydown	58,924	58,924	58,924	60,139	59,905	0	(981)	0	(981)	0	58,924	0	0	0	1,020	08/25/2051	1.A FE
..36262L-AJ-9	GSMTS 2021-PJ6 A8 - CMO/RMBS	09/01/2025	Paydown	57,222	57,222	57,222	58,608	58,309	0	(1,087)	0	(1,087)	0	57,222	0	0	0	970	11/27/2051	1.A FE
..36262M-AJ-5	GSMTS 21PJ8 A8 - CMO/RMBS	09/01/2025	Paydown	42,112	42,112	42,112	43,092	42,920	0	(808)	0	(808)	0	42,112	0	0	0	692	01/25/2052	1.A FE
..36263C-AH-2	GSMTS 2021-PJ9 A8 - CMO/RMBS	09/01/2025	Paydown	26,931	26,931	26,931	27,520	27,419	0	(488)	0	(488)	0	26,931	0	0	0	442	02/26/2052	1.A FE
..36264D-AB-2	GSMTS 2021-PJ2 A2 - CMO/RMBS	09/01/2025	Paydown	23,655	23,655	23,655	24,635	24,552	0	(897)	0	(897)	0	23,655	0	0	0	388	07/25/2051	1.A FE
..36264R-BH-7	GSMTS 22PJ4 A24 - CMO/RMBS	09/01/2025	Paydown	18,221	18,221	18,221	17,225	17,356	0	865	0	865	0	18,221	0	0	0	444	09/25/2052	1.A FE
..36267E-BT-7	GSMTS 2022-PJ2 A24 - CMO/RMBS	09/01/2025	Paydown	117,975	117,975	117,975	116,832	116,931	0	1,045	0	1,045	0	117,975	0	0	0	2,266	06/25/2052	1.A FE
..362949-AD-1	GSMTS 2024-PJ7 A3 - RMBS	09/01/2025	Paydown	216,661	216,661	216,661	214,426	214,333	0	2,327	0	2,327	0	216,661	0	0	0	7,866	11/25/2054	1.A FE
..46592N-AC-0	JPMIT 217 A3 - CMO/RMBS	09/01/2025	Paydown	45,660	45,660	45,660	46,424	46,330	0											

STATEMENT AS OF SEPTEMBER 30, 2025 OF THE Arcadian Health Plan, Inc.

SCHEDULE D - PART 4

Show All Long-Term Bonds and Stock Sold, Redeemed or Otherwise Disposed of During the Current Quarter

1	2	3	4	5	6	7	8	9	Change In Book/Adjusted Carrying Value					15	16	17	18	19	20	21
									10	11	12	13	14							
CUSIP Identification	Description	Disposal Date	Name of Purchaser	Number of Shares of Stock	Consideration	Par Value	Actual Cost	Prior Year Book/ Adjusted Carrying Value	Unrealized Valuation Increase/ (Decrease)	Current Year's (Amortization)/ Accretion	Current Year's Other Than Temporary Impairment Recognized	Total Change in Book/ Adjusted Carrying Value (10 + 11 - 12)	Total Foreign Exchange Change in Book /Adjusted Carrying Value	Book/ Adjusted Carrying Value at Disposal Date	Foreign Exchange Gain (Loss) on Disposal	Realized Gain (Loss) on Disposal	Total Gain (Loss) on Disposal	Bond Interest/ Stock Dividends Received During Year	Stated Contractual Maturity Date	NAIC Designation, NAIC Designation Modifier and SVO Administrative Symbol
..46652T-AC-4	JPMIT 2020-8 A3 - CMO/RMBS	09/01/2025	Paydown		14,419	14,419	14,901	15,183	0	(764)	0	(764)	0	14,419	0	0	0	290	03/27/2051	1.A FE
..46652V-AC-9	JPMIT 2021-4 A3 - CMO/RMBS	09/01/2025	Paydown		27,912	27,912	28,343	28,293	0	(381)	0	(381)	0	27,912	0	0	0	461	08/25/2051	1.A FE
..46652V-AE-5	JPMIT 2021-4 A3B - CMO/RMBS	09/01/2025	Paydown		27,793	27,793	27,615	27,630	0	163	0	163	0	27,793	0	0	0	368	08/25/2051	1.A FE
..46652V-BD-6	JPMIT 2021-4 A11 - CMO/RMBS	09/25/2025	Paydown		18,313	18,313	18,312	19,241	0	(928)	0	(928)	0	18,313	0	0	0	604	08/25/2051	1.A FE
..46653J-AC-5	JPMIT 2020-5 A3 - CMO/RMBS	09/01/2025	Paydown		23,277	23,277	23,306	23,303	0	(26)	0	(26)	0	23,277	0	0	0	478	12/26/2050	1.A FE
..46653P-AC-1	JPMIT 216 A3 - RMBS	09/01/2025	Paydown		43,617	43,617	44,360	44,265	0	(649)	0	(649)	0	43,617	0	0	0	712	10/25/2051	1.A FE
..46654A-AF-6	JPMIT 2110 A4 - CMO/RMBS	09/01/2025	Paydown		18,129	18,129	18,571	18,487	0	(358)	0	(358)	0	18,129	0	0	0	313	12/26/2051	1.A FE
..46654H-AH-4	JPMIT 221 A4 - CMO/RMBS	09/01/2025	Paydown		53,968	53,968	53,479	53,672	0	296	0	296	0	53,968	0	0	0	894	07/25/2052	1.A FE
..46655D-AE-2	JPMIT 222 A4A - CMO/RMBS	09/01/2025	Paydown		90,815	90,815	88,517	89,233	0	1,582	0	1,582	0	90,815	0	0	0	1,921	08/26/2052	1.A FE
..46655L-AE-4	JPMIT 22LTV2 A3 - RMBS	09/01/2025	Paydown		20,830	20,830	17,698	17,936	0	2,894	0	2,894	0	20,830	0	0	0	483	09/25/2052	1.A FE
..58549R-AJ-5	MELLO 21MTG3 A9 - CMO/RMBS	09/01/2025	Paydown		5,259	5,259	5,373	5,347	0	(87)	0	(87)	0	5,259	0	0	0	85	07/25/2051	1.A FE
..61772C-AH-4	MSRM 2021-3 A4 - CMO/RMBS	09/01/2025	Paydown		55,539	55,539	56,685	56,466	0	(927)	0	(927)	0	55,539	0	0	0	980	06/26/2051	1.A FE
..61772M-AH-2	MSRM 2021-4 A4 - CMO/RMBS	09/01/2025	Paydown		15,721	15,721	16,139	16,068	0	(347)	0	(347)	0	15,721	0	0	0	263	07/25/2051	1.A FE
..61772N-AQ-0	MSRM 2021-5 A4 - CMO/RMBS	09/01/2025	Paydown		12,729	12,729	13,025	12,982	0	(253)	0	(253)	0	12,729	0	0	0	202	08/25/2051	1.A FE
..73015B-AC-9	PMTLT 241NV1 A3 - RMBS	09/01/2025	Paydown		140,048	140,048	137,575	137,628	0	2,419	0	2,419	0	140,048	0	0	0	5,132	10/25/2059	1.A FE
..73015J-AA-6	PMTLT 251NV2 A1 - RMBS	09/01/2025	Paydown		403,905	403,905	405,987	0	0	(2,083)	0	(2,083)	0	403,905	0	0	0	12,082	02/25/2056	1.A FE
..74389B-AA-9	PFMT 2024-1 A1 - RMBS	09/01/2025	Paydown		91,047	91,047	89,084	89,147	0	1,901	0	1,901	0	91,047	0	0	0	3,432	12/28/2054	1.A FE
..74936R-AE-4	RCKT 212 A5 - CMO/RMBS	09/01/2025	Paydown		65,037	65,037	66,399	66,171	0	(1,134)	0	(1,134)	0	65,037	0	0	0	1,046	06/26/2051	1.A FE
..749425-AB-0	RCKT 241NV2 A2 - RMBS	09/01/2025	Paydown		246,091	246,091	246,783	246,710	0	(620)	0	(620)	0	246,091	0	0	0	8,924	09/25/2054	1.A FE
..753917-AB-9	RATE 24L2 A2 - RMBS	09/01/2025	Paydown		210,858	210,858	208,486	208,448	0	2,411	0	2,411	0	210,858	0	0	0	8,068	08/25/2054	1.A FE
..816939-AB-8	SEMT 2024-1NV1 A2 - RMBS	09/01/2025	Paydown		100,877	100,877	100,703	100,701	0	176	0	176	0	100,877	0	0	0	3,967	10/26/2054	1.A FE
..81747K-AA-1	SEMT 2021-1 A1 - CMO/RMBS	09/01/2025	Paydown		28,425	28,425	29,628	29,541	0	(1,117)	0	(1,117)	0	28,425	0	0	0	469	03/27/2051	1.A FE
1059999999. Subtotal - Asset-Backed Securities - Financial Asset-Backed - Self-Liquidating - Non-Agency Residential Mortgage-Backed Securities (Unaffiliated)					2,474,479	2,474,479	2,475,320	2,069,356	0	(864)	0	(864)	0	2,474,479	0	0	0	68,680	XXX	XXX
..05610H-AA-1	BX 22LP2 A - CMBS	09/15/2025	Paydown		754,034	754,034	750,812	754,256	0	(222)	0	(222)	0	754,034	0	0	0	30,352	02/15/2039	1.A FE
..06540R-AC-8	BANK 2017-BNK9 ASB - CMBS	09/01/2025	Paydown		41,671	41,671	42,898	42,187	0	(516)	0	(516)	0	41,671	0	0	0	962	11/18/2054	1.A FE
..07335C-AD-6	BBCMS 2019-C4 ASB - CMBS	09/01/2025	Paydown		19,874	19,874	20,380	20,073	0	(200)	0	(200)	0	19,874	0	0	0	374	08/16/2052	1.A FE
..30298L-AE-1	FRESB 2019-SB65 A1H - CMBS	09/01/2025	Paydown		1,932	1,932	1,941	2,081	0	(149)	0	(149)	0	1,932	0	0	0	30	05/25/2039	1.D FE
..46590M-AQ-3	JPMCC 2016-JP2 A3 - CMBS	09/01/2025	Paydown		796,083	796,083	837,660	808,252	0	(12,168)	0	(12,168)	0	796,083	0	0	0	14,697	08/17/2049	1.A FE
..46593E-AA-3	JPMCC 2022-ACB A - CMBS	08/15/2025	Paydown		3,920,000	3,920,000	3,910,200	3,923,403	0	(3,403)	0	(3,403)	0	3,920,000	0	0	0	152,870	03/16/2037	1.A FE
..46645J-AD-4	JPMBB 2015-C33 A4 - CMBS	09/01/2025	Paydown		264,072	264,072	273,349	267,271	0	(3,198)	0	(3,198)	0	264,072	0	0	0	6,412	12/17/2048	1.A FE
..94989W-AS-6	WFCM 2015-C31 A4 - CMBS	09/01/2025	Paydown		394,241	394,241	410,788	395,516	0	(1,275)	0	(1,275)	0	394,241	0	0	0	9,965	11/18/2048	1.A FE
..95000C-BA-0	WFCM 2016-NK55 A5 - CMBS	09/01/2025	Paydown		159,853	159,853	164,249	160,847	0	(994)	0	(994)	0	159,853	0	0	0	4,043	01/17/2059	1.A FE
1079999999. Subtotal - Asset-Backed Securities - Financial Asset-Backed - Self-Liquidating - Non-Agency Commercial Mortgage-Backed Securities (Unaffiliated)					6,351,760	6,351,760	6,418,278	6,373,885	0	(22,125)	0	(22,125)	0	6,351,760	0	0	0	219,703	XXX	XXX
..14315L-AA-2	CGMS 2014-3-R A1A - CDO	07/11/2025	Paydown		262,064	262,064	261,278	269,673	0	(7,609)	0	(7,609)	0	262,064	0	0	0	10,658	07/28/2031	1.A FE
..15032A-AN-7	CEDF V A1R - CDO	07/17/2025	Paydown		28,478	28,478	28,478	28,478	0	0	0	0	0	28,478	0	0	0	1,247	07/17/2031	1.A FE
..29003J-AC-8	ELM15 15 A1 - CDO	07/10/2025	Paydown		1,500,000	1,500,000	1,500,000	1,500,000	0	0	0	0	0	1,500,000	0	0	0	62,478	04/23/2035	1.A FE
..542798-AE-3	LNGPT 1 A2 - CDO	08/05/2025	Call @ 100.00		500,000	500,000	498,000	503,083	0	(2,320)	0	(2,320)	0	500,763	0	(763)	(763)	24,752	01/17/2030	1.A FE
..553205-AC-9	MPS III AR - CDO	07/21/2025	Various		14,273	14,273	14,273	14,273	0	0	0	0	0	14,273	0	0	0	2,066	10/21/2030	1.A FE
..64132Y-AS-1	NEUB 34 BR - CDO	07/31/2025	Call @ 100.00		750,000	750,000	750,000	750,000	0	0	0	0	0	750,000	0	0	0	36,846	01/22/2035	1.C FE
..67590B-AQ-3	OCT16 XVI A1R - CDO	07/17/2025	Paydown		99,628	99,628	99,354	102,610	0	(2,982)	0	(2,982)	0	99,628	0	0	0	4,301	07/17/2030	1.A FE
..67590G-BG-3	OCT17 17RRR A1R - CDO	07/25/2025	Paydown		79,879	79,879	79,879	79,879	0	0	0	0	0	79,879	0	0	0	3,433	01/27/2031	1.A FE
..750103-AC-7	RAD 15 B - CDO	07/08/2025	Paydown		500,000	500,000	500,100	505,717	0	(5,717)	0	(5,717)	0	500,000	0	0	0	22,795	01/20/2034	1.C FE
..77341D-AA-5	ROCKT 2017-3 A - CDO	07/21/2025	Paydown		116,093	116,093	114,769	117,597	0	(1,504)	0	(1,504)	0	116,093	0	0	0	5,480	10/21/2030	1.A FE
..85816V-AA-4	STCR 2017-1 A - CDO	07/15/2025	Paydown		10,292	10,292	10,292	10,292	0	0	0	0	0	10,292	0	0	0	460	10/15/2030	1.A FE
..87272H-AA-8	TIA III A - CDO	07/16/2025	Paydown		12,820	12,820	12,820	12,820	0	0	0	0	0	12,820	0	0	0	566	01/16/2031	1.A FE
1099999999. Subtotal - Asset-Backed Securities - Financial Asset-Backed - Self-Liquidating - Non-Agency - CLOs/CBOs/CDOs (Unaffiliated)					3,873,525	3,873,525	3,869,241	3,894,421	0	(20,132)	0	(20,132)	0	3,874,288	0	(763)	(763)	175,082	XXX	XXX
..06764M-AD-6	MIAF 25A A4 - ABS	09/10/2025	US BANCORP INVESTMENTS INC.		3,763,343	3,622,000	3,620,567	0	0	129	0	129	0	3,620,696	0	142,647	142,647	112,125	06/13/2050	1.A FE
..12663J-AC-5	CNH 2022-B A3 - ABS	09/15/2025	Paydown		166,782	166,782	166,775	166,775	0	7	0	7	0	166,782	0	0	0	4,152	11/15/2027	1.A FE
..14318D-AC-3	CARIX 2023-1 A3 - ABS	09/15/2025	Paydown		245,218	245,218	245,198	245,212	0	7	0	7	0	245,218	0	0	0	7,763	10/15/2027	1.A FE
..19425A-AA-2	CASL 2021-B A1 - ABS	09/25/2025	Paydown		4,451	4,451	4,451	4,451	0	0	0	0	0	4,451	0	0	0	157	06/25/2052	1.A FE

E05.4

STATEMENT AS OF SEPTEMBER 30, 2025 OF THE Arcadian Health Plan, Inc.

SCHEDULE D - PART 4

Show All Long-Term Bonds and Stock Sold, Redeemed or Otherwise Disposed of During the Current Quarter

1	2	3	4	5	6	7	8	9	Change In Book/Adjusted Carrying Value					15	16	17	18	19	20	21		
									10	11	12	13	14									
CUSIP Identification	Description	Disposal Date	Name of Purchaser	Number of Shares of Stock	Consideration	Par Value	Actual Cost	Prior Year Book/Adjusted Carrying Value	Unrealized Valuation Increase/(Decrease)	Current Year's (Amortization)/Accretion	Current Year's Other Than Temporary Impairment Recognized	Total Change in Book/Adjusted Carrying Value (10 + 11 - 12)	Total Foreign Exchange Change in Book /Adjusted Carrying Value	Book/Adjusted Carrying Value at Disposal Date	Foreign Exchange Gain (Loss) on Disposal	Realized Gain (Loss) on Disposal	Total Gain (Loss) on Disposal	Bond Interest/Stock Dividends Received During Year	Stated Contractual Maturity Date	NAIC Designation, NAIC Designation Modifier and SVO Administrative Symbol		
..19425A-AB-0	CASL 2021-B A2 - ABS	09/25/2025	Paydown		2,811	2,811	2,811	2,811	0	0	0	0	0	2,811	0	0	0	33	06/25/2052	1.A FE		
..28166L-AA-2	EDVES 22A A - ABS	09/25/2025	Various		611,034	611,012	598,893	598,870	0	921	0	921	0	599,791	0	11,244	11,244	24,023	11/26/2040	1.A FE		
..34528Q-JQ-8	EDVES 2021-A A - ABS	09/25/2025	Paydown		8,439	8,439	8,439	8,432	0	7	0	7	0	8,439	0	0	0	102	11/27/2045	1.A FE		
..36265Q-AD-8	FORDF 2024-4 A - ABS	09/25/2025	Bank of America Securities		4,821,388	4,792,000	4,790,434	4,790,521	0	(19)	0	(19)	0	4,790,502	0	30,886	30,886	164,579	09/15/2031	1.A FE		
..59157T-W2-5	GMCAR 2022-4 A3 - ABS	09/16/2025	Paydown		594,775	594,775	594,678	594,750	0	25	0	25	0	594,775	0	0	0	19,114	08/16/2027	1.A FE		
..59157T-W3-3	MetLife Short Term Funding LLC - ABS	09/02/2025	Maturity @ 100.00		25,000,000	25,000,000	24,988,056	0	0	11,944	0	11,944	0	25,000,000	0	0	0	0	09/02/2025	1.C FE		
..61946K-AA-2	MetLife Short Term Funding LLC - ABS	09/03/2025	Maturity @ 100.00		25,000,000	25,000,000	24,901,229	0	0	98,771	0	98,771	0	25,000,000	0	0	0	0	09/03/2025	1.C FE		
..61946Q-AA-9	MSAIC 223 A - ABS	09/20/2025	Paydown		11,425	11,425	11,562	11,562	0	(137)	0	(137)	0	11,425	0	0	0	469	06/20/2053	1.D FE		
..61946U-AA-0	MSAIC 2022-1 A - ABS	09/20/2025	Paydown		77,143	77,143	74,291	74,363	0	2,780	0	2,780	0	77,143	0	0	0	1,367	01/20/2053	1.D FE		
..63942A-AA-0	MSAIC 2022-2 A - ABS	09/20/2025	Paydown		6,044	6,044	5,989	6,044	0	56	0	56	0	6,044	0	0	0	178	01/21/2053	1.D FE		
..63942B-AA-2	NAVSL 2020-I A1A - ABS	09/15/2025	Paydown		53,900	53,900	53,890	53,891	0	9	0	9	0	53,900	0	0	0	480	04/15/2069	1.A FE		
..63942E-AA-6	NAVSL 2021-A A - ABS	09/15/2025	Paydown		8,661	8,661	8,660	8,660	0	1	0	1	0	8,661	0	0	0	49	05/15/2069	1.A FE		
..63942L-AA-0	NAVSL 2021-E A - ABS	09/15/2025	Paydown		90,836	90,836	90,816	90,821	0	15	0	15	0	90,836	0	0	0	590	12/16/2069	1.A FE		
..63942M-AA-8	NAVSL 21B A - ABS	09/15/2025	Paydown		41,799	41,799	41,798	41,797	0	2	0	2	0	41,799	0	0	0	261	07/15/2069	1.A FE		
..64034Q-AA-6	NAVSL 2022-A A - ABS	09/15/2025	Paydown		141,585	141,585	141,582	141,584	0	2	0	2	0	141,585	0	0	0	2,102	07/15/2070	1.A FE		
..64034Q-AB-4	NSLT 2021-B AFL - ABS	09/22/2025	Paydown		99,922	99,922	99,922	99,922	0	0	0	0	0	99,922	0	0	0	3,513	04/20/2062	1.A FE		
..64035D-AA-4	NSLT 2021-B AFX - ABS	09/20/2025	Paydown		90,063	90,063	90,046	90,049	0	14	0	14	0	90,063	0	0	0	847	04/20/2062	1.A FE		
..64035D-AD-8	NSLT 21A A1 - ABS	09/22/2025	Paydown		55,973	55,973	55,918	57,748	0	(1,775)	0	(1,775)	0	55,973	0	0	0	1,988	04/20/2062	1.A FE		
..68267H-AA-5	NSLT 21A AP2 - ABS	09/20/2025	Paydown		70,950	70,950	70,867	70,881	0	69	0	69	0	70,950	0	0	0	643	04/20/2062	1.A FE		
..68269P-AA-5	OMFIT 2022-S1 A - ABS	09/14/2025	Paydown		368,196	368,196	368,133	368,176	0	20	0	20	0	368,196	0	0	0	10,095	05/14/2035	1.A FE		
..78448Y-AB-7	OMFIT 2022-3 A - ABS	09/14/2025	Paydown		895,478	895,478	895,415	895,459	0	19	0	19	0	895,478	0	0	0	35,297	05/15/2034	1.A FE		
..78450F-AA-5	SMB 2021-A 2A1 - ABS	09/15/2025	Paydown		40,046	40,046	39,366	39,935	0	111	0	111	0	40,046	0	0	0	1,395	01/15/2053	1.A FE		
..83207V-AA-6	SMB 2022-A APT - ABS	09/15/2025	Paydown		167,013	167,013	165,991	166,087	0	926	0	926	0	167,013	0	0	0	3,163	11/16/2054	1.A FE		
..83405Y-AA-0	SMB 24F A1A - ABS	09/15/2025	Paydown		74,412	74,412	74,411	74,411	0	1	0	1	0	74,412	0	0	0	2,517	03/16/2054	1.A FE		
..92348K-DJ-9	SOFI 2021-A AFX - ABS	09/26/2025	Paydown		10,263	10,263	10,261	10,262	0	2	0	2	0	10,263	0	0	0	71	08/17/2043	1.A FE		
..92348K-DJ-9	VZMT 2024-7 A - ABS	09/26/2025	BONY/TORONTO DOMINION SECURITI		3,112,210	3,093,000	3,092,187	3,092,120	0	120	0	120	0	3,092,307	0	19,904	19,904	104,273	08/20/2032	1.A FE		
..92970Q-AE-5	WFCIT 2024-2 A - ABS	09/25/2025	WELLS FARGO SECURITIES		1,688,635	1,676,000	1,675,751	1,675,763	0	57	0	57	0	1,675,821	0	12,815	12,815	56,122	10/15/2029	1.A FE		
1119999999. Subtotal - Asset-Backed Securities - Financial Asset-Backed - Self-Liquidating - Other Financial Asset-Backed Securities - Self-Liquidating (Unaffiliated)					67,322,798	67,120,198	66,985,306	13,481,369	0	114,082	0	114,082	0	67,105,303	0	217,495	217,495	557,467	XXX	XXX		
..29374F-AB-9	EFF 223 A2 - ABS	09/20/2025	Paydown		278,534	278,534	276,381	278,100	0	434	0	434	0	278,534	0	0	0	7,851	07/20/2029	1.A FE		
..29374M-AD-0	EFF 244 A4 - ABS	09/26/2025	ING BARINGS CORP		311,221	307,000	306,901	306,906	0	(281)	0	(281)	0	306,625	0	4,596	4,596	11,183	06/20/2031	1.A FE		
..29375J-AC-8	EFF 2022-1 A3 - ABS	09/20/2025	Paydown		589,109	589,109	589,077	589,102	0	7	0	7	0	589,109	0	0	0	13,118	01/20/2028	1.A FE		
..29390H-AD-1	EFF 251 A4 - ABS	09/26/2025	ING BARINGS CORP		349,481	342,000	341,936	0	0	9	0	9	0	341,945	0	7,536	7,536	11,096	09/20/2031	1.A FE		
1519999999. Subtotal - Asset-Backed Securities - Non-Financial Asset-Backed Securities - Practical Expedient - Lease-Backed Securities - Practical Expedient (Unaffiliated)					1,528,345	1,516,643	1,514,296	1,174,108	0	169	0	169	0	1,516,213	0	12,132	12,132	43,247	XXX	XXX		
..18977C-AA-2	COSEVY 2022 A1 - ABS	09/25/2025	Various		2,294,004	2,254,016	2,253,986	2,254,255	0	(21)	0	(21)	0	2,254,235	0	39,769	39,769	126,568	08/15/2038	1.A FE		
..71710T-AD-0	PGO 2022-A A1 - ABS	09/25/2025	Various		3,107,162	3,047,712	3,047,692	3,047,963	0	30	0	30	0	3,047,993	0	58,169	58,169	182,333	07/15/2034	1.A FE		
1539999999. Subtotal - Asset-Backed Securities - Non-Financial Asset-Backed Securities - Practical Expedient - Other Non-Financial Asset-Backed Securities - Practical Expedient (Unaffiliated)					5,401,166	5,301,728	5,301,679	5,302,219	0	9	0	9	0	5,302,228	0	98,939	98,939	308,901	XXX	XXX		
1889999999. Total - Asset-Backed Securities (Unaffiliated)					166,086,104	165,136,130	165,581,593	111,064,601	0	(159,088)	0	(159,088)	0	165,383,604	0	702,500	702,500	4,491,811	XXX	XXX		
1899999999. Total - Asset-Backed Securities (Affiliated)					0	0	0	0	0	0	0	0	0	0	0	0	0	0	0	XXX	XXX	
1909999997. Total - Asset-Backed Securities - Part 4					166,086,104	165,136,130	165,581,593	111,064,601	0	(159,088)	0	(159,088)	0	165,383,604	0	702,500	702,500	4,491,811	XXX	XXX		
1909999998. Total - Asset-Backed Securities - Part 5					XXX	XXX	XXX	XXX	XXX	XXX	XXX	XXX	XXX	XXX	XXX	XXX	XXX	XXX	XXX	XXX	XXX	
1909999999. Total - Asset-Backed Securities					166,086,104	165,136,130	165,581,593	111,064,601	0	(159,088)	0	(159,088)	0	165,383,604	0	702,500	702,500	4,491,811	XXX	XXX		
2009999999. Total - Issuer Credit Obligations and Asset-Backed Securities					353,433,642	349,416,132	350,501,254	277,999,995	0	(171,832)	0	(171,832)	0	350,152,720	0	3,280,921	3,280,921	13,393,640	XXX	XXX		
4509999997. Total - Preferred Stocks - Part 4					0	XXX	0	0	0	0	0	0	0	0	0	0	0	0	0	0	XXX	XXX
4509999998. Total - Preferred Stocks - Part 5					XXX	XXX	XXX	XXX	XXX	XXX	XXX	XXX	XXX	XXX	XXX	XXX	XXX	XXX	XXX	XXX	XXX	XXX
4509999999. Total - Preferred Stocks					0	XXX	0	0	0	0	0	0	0	0	0	0	0	0	0	0	XXX	XXX
5989999997. Total - Common Stocks - Part 4					0	XXX	0	0	0	0	0	0	0	0	0	0	0	0	0	0	XXX	XXX

STATEMENT AS OF SEPTEMBER 30, 2025 OF THE Arcadian Health Plan, Inc.

SCHEDULE D - PART 4

Show All Long-Term Bonds and Stock Sold, Redeemed or Otherwise Disposed of During the Current Quarter

1	2	3	4	5	6	7	8	9	Change In Book/Adjusted Carrying Value					15	16	17	18	19	20	21	
									10	11	12	13	14								
CUSIP Identification	Description	Disposal Date	Name of Purchaser	Number of Shares of Stock	Consideration	Par Value	Actual Cost	Prior Year Book/Adjusted Carrying Value	Unrealized Valuation Increase/(Decrease)	Current Year's (Amortization)/Accretion	Other Than Temporary Impairment Recognized	Total Change in Book/Adjusted Carrying Value (10 + 11 - 12)	Total Foreign Exchange Change in Book /Adjusted Carrying Value	Book/Adjusted Carrying Value at Disposal Date	Foreign Exchange Gain (Loss) on Disposal	Realized Gain (Loss) on Disposal	Total Gain (Loss) on Disposal	Bond Interest/Stock Dividends Received During Year	Stated Contractual Maturity Date	NAIC Designation, NAIC Designation Modifier and SVO Administrative Symbol	
5989999998. Total - Common Stocks - Part 5					XXX	XXX	XXX	XXX	XXX	XXX	XXX	XXX	XXX	XXX	XXX	XXX	XXX	XXX	XXX	XXX	XXX
5989999999. Total - Common Stocks					0	XXX	0	0	0	0	0	0	0	0	0	0	0	0	0	XXX	XXX
5999999999. Total - Preferred and Common Stocks					0	XXX	0	0	0	0	0	0	0	0	0	0	0	0	0	XXX	XXX
6009999999 - Totals					353,433,642	XXX	350,501,254	277,999,995	0	(171,832)	0	(171,832)	0	350,152,720	0	3,280,921	3,280,921	13,393,640	XXX	XXX	

Schedule DB - Part A - Section 1 - Options, Caps, Floors, Collars, Swaps and Forwards Open

N O N E

Schedule DB - Part B - Section 1 - Futures Contracts Open

N O N E

Schedule DB - Part B - Section 1B - Brokers with whom cash deposits have been made

N O N E

Schedule DB - Part D - Section 1 - Counterparty Exposure for Derivative Instruments Open

N O N E

Schedule DB - Part D-Section 2 - Collateral for Derivative Instruments Open - Pledged By

N O N E

Schedule DB - Part D-Section 2 - Collateral for Derivative Instruments Open - Pledged To

N O N E

Schedule DB - Part E - Derivatives Hedging Variable Annuity Guarantees

N O N E

STATEMENT AS OF SEPTEMBER 30, 2025 OF THE Arcadian Health Plan, Inc.

SCHEDULE DL - PART 1
SECURITIES LENDING COLLATERAL ASSETS

Reinvested Collateral Assets Owned Current Statement Date
(Securities lending collateral assets reported in aggregate on Line 10 of the Assets page (Line 9 for Separate Accounts)
and not included on Schedules A, B, BA, D, DB and E)

1	2	3	4	5	6	7
CUSIP Identification	Description	Restricted Asset Code	NAIC Designation, NAIC Designation Modifier and SVO Administrative Symbol	Fair Value	Book/Adjusted Carrying Value	Maturity Date
0489999999	Total - Issuer Credit Obligations (Schedule D, Part 1, Section 1 type) - (Unaffiliated)			0	0	XXX
0499999999	Total - Issuer Credit Obligations (Schedule D, Part 1, Section 1 type) - (Affiliated)			0	0	XXX
0509999999	Total - Issuer Credit Obligations (Schedule D, Part 1, Section 1 type)			0	0	XXX
1889999999	Total - Asset-Backed Securities (Schedule D, Part 1, Section 2 type) - (Unaffiliated)			0	0	XXX
1899999999	Total - Asset-Backed Securities (Schedule D, Part 1, Section 2 type) - (Affiliated)			0	0	XXX
1909999999	Total - Asset-Backed Securities (Schedule D, Part 1, Section 2 type)			0	0	XXX
2009999999	Total - Issuer Credit Obligations and Asset-Backed Securities			0	0	XXX
4109999999	Total - Preferred Stocks (Schedule D, Part 2, Section 1 type) - Industrial and Miscellaneous (Unaffiliated)			0	0	XXX
4409999999	Total - Preferred Stocks (Schedule D, Part 2, Section 1 type) - Parent, Subsidiaries and Affiliates			0	0	XXX
4509999999	Total - Preferred Stocks (Schedule D, Part 2, Section 1 type)			0	0	XXX
5109999999	Total - Common Stocks (Schedule D, Part 2, Section 2 type) - Industrial and Miscellaneous (Unaffiliated)			0	0	XXX
5409999999	Total - Common Stocks (Schedule D, Part 2, Section 2 type) - Mutual Funds			0	0	XXX
5609999999	Total - Common Stocks (Schedule D, Part 2, Section 2 type) - Unit Investment Trusts			0	0	XXX
5809999999	Total - Common Stocks (Schedule D, Part 2, Section 2 type) - Closed-End Funds			0	0	XXX
5979999999	Total - Common Stocks (Schedule D, Part 2, Section 2 type) - Parent, Subsidiaries and Affiliates			0	0	XXX
5989999999	Total - Common Stocks (Schedule D, Part 2, Section 2 type)			0	0	XXX
5999999999	Total - Preferred and Common Stocks			0	0	XXX
000000-00-0	CF SECURED LLC		1.G	7,070,612	7,070,612	10/01/2025
000000-00-0	BOFA SECURITIES, INC		1.E	4,320,930	4,320,930	11/04/2025
000000-00-0	HSBC SECURITIES USA INC		1.E	4,168,486	4,168,486	10/01/2025
000000-00-0	NATWEST MARKETS SECURITIES INC		1.E	3,928,118	3,928,118	10/01/2025
000000-00-0	ROYAL BANK CANADA TORONTO		1.C	2,356,871	2,356,871	11/04/2025
000000-00-0	TD PRIME SERVICES LLC		1.G	2,121,184	2,121,184	11/04/2025
000000-00-0	SANTANDER US CAPITAL MARKETS LLC		1.G	1,964,059	1,964,059	10/01/2025
000000-00-0	BANK OF NOVA SCOTIA HOUSTON		1.E	785,695	785,624	11/06/2025
000000-00-0	DZ BANK AG NEW YORK		1.E	785,624	785,624	10/01/2025
000000-00-0	INVESCO GOVT AND AGCY LEX		1.C	785,624	785,624	10/01/2025
000000-00-0	TFDXX LEX BLACKROCK FED FUND		1.C	785,624	785,624	10/01/2025
000000-00-0	ROYAL BANK OF CANADA		1.C	785,624	785,624	10/01/2025
000000-00-0	TD PRIME SERVICES LLC		1.G	785,624	785,624	10/01/2025
000000-00-0	NATL BANK CANADA		1.E	785,624	785,624	10/07/2025
000000-00-0	SKANDI NY		1.E	785,621	785,624	10/06/2025
000000-00-0	CIBC NY		1.E	785,607	785,624	12/05/2025
000000-00-0	IONIC SER III CL A		1.E	785,434	785,533	10/02/2025
000000-00-0	ABN Amro Bank N.V.		1.E	745,975	745,975	10/01/2025
000000-00-0	CF SECURED LLC		1.G	701,790	701,790	10/01/2025
000000-00-0	ROYAL BANK OF CANADA NY		1.C	628,761	628,499	02/02/2026
000000-00-0	RABOBANK NEW YORK		1.E	549,937	549,937	10/01/2025
000000-00-0	LHT N.Y.		1.D	549,937	549,937	10/01/2025
000000-00-0	BANCO SANTANDER SA NY		1.E	549,937	549,937	10/01/2025
000000-00-0	CANADIAN IMPERIAL BANK TOR		1.E	549,937	549,937	10/01/2025
000000-00-0	SKANDI NY		1.E	549,937	549,937	10/01/2025
000000-00-0	NORDEA BANK ABP, NEW YORK BRANCH		1.C	549,937	549,937	10/01/2025
000000-00-0	DNB NOR BANK ASA NEW YORK		1.C	549,937	549,937	10/01/2025
000000-00-0	SVENSKA NY		1.C	549,937	549,937	10/01/2025
000000-00-0	OCBC NEW YORK		1.C	471,414	471,374	11/21/2025
000000-00-0	BOFA SECURITIES, INC		1.E	428,871	428,871	11/04/2025
000000-00-0	HSBC SECURITIES USA INC		1.E	413,741	413,741	10/01/2025
000000-00-0	TORONTO DOMINION NY		1.E	393,265	392,812	04/23/2026
000000-00-0	CIBC NY		1.E	392,897	392,812	01/23/2026
000000-00-0	BANK OF MONTREAL CHICAGO		1.E	392,892	392,812	06/10/2026
000000-00-0	BANK OF AMERICA NA		1.E	392,862	392,812	10/15/2025
000000-00-0	BARCLAYS NEW YORK		1.E	392,834	392,812	10/21/2025
000000-00-0	OCBC NEW YORK		1.C	392,831	392,812	12/05/2025
000000-00-0	CREDIT AGRICOLE CIB, NY		1.E	392,815	392,812	11/03/2025
000000-00-0	NATWEST MARKETS SECURITIES INC		1.E	389,883	389,883	10/01/2025
000000-00-0	ROYAL BANK OF CANADA NY		1.C	314,462	314,249	05/01/2026
000000-00-0	SVENSKA NY		1.C	235,767	235,687	01/21/2026
000000-00-0	BANK OF MONTREAL CHICAGO		1.E	235,704	235,687	01/08/2026
000000-00-0	SUMITOMO MITSUI TRUST BANK LTD, LDN		1.E	235,704	235,687	10/06/2025
000000-00-0	ROYAL BANK CANADA TORONTO		1.C	233,930	233,930	11/04/2025
000000-00-0	TD PRIME SERVICES LLC		1.G	210,537	210,537	11/04/2025
000000-00-0	SANTANDER US CAPITAL MARKETS LLC		1.G	194,942	194,942	10/01/2025
000000-00-0	ROYAL BANK OF CANADA NY		1.C	157,144	157,125	12/12/2025
000000-00-0	BANK OF NOVA SCOTIA HOUSTON		1.E	77,977	77,977	11/06/2025
000000-00-0	TD PRIME SERVICES LLC		1.G	77,977	77,977	10/01/2025
000000-00-0	NATL BANK CANADA		1.E	77,977	77,977	10/07/2025
000000-00-0	INVESCO GOVT AND AGCY LEX		1.C	77,977	77,977	10/01/2025
000000-00-0	DZ BANK AG NEW YORK		1.E	77,977	77,977	10/01/2025
000000-00-0	TFDXX LEX BLACKROCK FED FUND		1.C	77,977	77,977	10/01/2025
000000-00-0	ROYAL BANK OF CANADA		1.C	77,977	77,977	10/01/2025
000000-00-0	SKANDI NY		1.E	77,976	77,977	10/06/2025
000000-00-0	CIBC NY		1.E	77,975	77,977	12/05/2025
000000-00-0	IONIC SER III CL A		1.E	77,958	77,958	10/02/2025
000000-00-0	ABN Amro Bank N.V.		1.E	74,041	74,041	10/01/2025
000000-00-0	ROYAL BANK OF CANADA NY		1.C	62,407	62,381	02/02/2026
000000-00-0	DNB NOR BANK ASA NEW YORK		1.C	54,584	54,584	10/01/2025
000000-00-0	CANADIAN IMPERIAL BANK TOR		1.E	54,584	54,584	10/01/2025
000000-00-0	RABOBANK NEW YORK		1.E	54,584	54,584	10/01/2025
000000-00-0	LHT N.Y.		1.D	54,584	54,584	10/01/2025
000000-00-0	BANCO SANTANDER SA NY		1.E	54,584	54,584	10/01/2025
000000-00-0	SVENSKA NY		1.C	54,584	54,584	10/01/2025
000000-00-0	SKANDI NY		1.E	54,584	54,584	10/01/2025
000000-00-0	NORDEA BANK ABP, NEW YORK BRANCH		1.C	54,584	54,584	10/01/2025
000000-00-0	OCBC NEW YORK		1.C	46,790	46,786	11/21/2025
000000-00-0	TORONTO DOMINION NY		1.E	39,033	38,988	04/23/2026
000000-00-0	CIBC NY		1.E	38,997	38,988	01/23/2026
000000-00-0	BANK OF MONTREAL CHICAGO		1.E	38,996	38,988	06/10/2026
000000-00-0	BANK OF AMERICA NA		1.E	38,993	38,988	10/15/2025
000000-00-0	BARCLAYS NEW YORK		1.E	38,991	38,988	10/21/2025
000000-00-0	OCBC NEW YORK		1.C	38,990	38,988	12/05/2025
000000-00-0	CREDIT AGRICOLE CIB, NY		1.E	38,989	38,988	11/03/2025
000000-00-0	ROYAL BANK OF CANADA NY		1.C	31,212	31,191	05/01/2026

SCHEDULE DL - PART 1
SECURITIES LENDING COLLATERAL ASSETS

Reinvested Collateral Assets Owned Current Statement Date
 (Securities lending collateral assets reported in aggregate on Line 10 of the Assets page (Line 9 for Separate Accounts)
 and not included on Schedules A, B, BA, D, DB and E)

1	2	3	4	5	6	7
CUSIP Identification	Description	Restricted Asset Code	NAIC Designation, NAIC Designation Modifier and SVO Administrative Symbol	Fair Value	Book/Adjusted Carrying Value	Maturity Date
000000-00-0	SVENSKA NY		1.C	23,401	23,393	01/21/2026
000000-00-0	BANK OF MONTREAL CHICAGO		1.E	23,395	23,393	01/08/2026
000000-00-0	SUMITOMO MITSUI TRUST BANK LTD, LDN		1.E	23,395	23,393	10/06/2025
000000-00-0	ROYAL BANK OF CANADA NY		1.C	15,597	15,595	12/12/2025
9709999999 - Subtotal - Cash Equivalents (Schedule E Part 2 type)				48,324,520	48,323,076	XXX
9999999999 - Totals				48,324,520	48,323,076	XXX

General Interrogatories:

- Total activity for the year Fair Value \$ 3,028,211 Book/Adjusted Carrying Value \$ 3,027,587
- Average balance for the year Fair Value \$ 46,602,516 Book/Adjusted Carrying Value \$ 46,601,033
- Reinvested securities lending collateral assets book/adjusted carrying value included in this schedule by NAIC designation:
 NAIC 1 \$ 48,323,076 NAIC 2 \$ 0 NAIC 3 \$ 0 NAIC 4 \$ 0 NAIC 5 \$ 0 NAIC 6 \$ 0

**SCHEDULE DL - PART 2
SECURITIES LENDING COLLATERAL ASSETS**

Reinvested Collateral Assets Owned Current Statement Date
(Securities lending collateral assets included on Schedules A, B, BA, D, DB and E
and not reported in aggregate on Line 10 of the Assets page (Line 9 for Separate Accounts))

1	2	3	4	5	6	7
CUSIP Identification	Description	Restricted Asset Code	NAIC Designation, NAIC Designation Modifier and SVO Administrative Symbol	Fair Value	Book/Adjusted Carrying Value	Maturity Date
NONE						
999999999 - Totals						XXX

General Interrogatories:

1. Total activity for the year
2. Average balance for the year

Fair Value \$ Book/Adjusted Carrying Value \$
 Fair Value \$ Book/Adjusted Carrying Value \$

STATEMENT AS OF SEPTEMBER 30, 2025 OF THE Arcadian Health Plan, Inc.

SCHEDULE E - PART 2 - CASH EQUIVALENTS

Show Investments Owned End of Current Quarter

1	2	3	4	5	6	7	8	9
CUSIP	Description	Restricted Asset Code	Date Acquired	Stated Rate of Interest	Maturity Date	Book/Adjusted Carrying Value	Amount of Interest Due and Accrued	Amount Received During Year
	FEDERAL HOME LOAN BANKS		09/30/2025	0.000	10/09/2025	6,993,716	0	786
002999999	Subtotal - Issuer Credit Obligations - Other U.S. Government Obligations (Not Exempt from RBC)					6,993,716	0	786
	AutoZone, Inc.		09/26/2025	0.000	10/02/2025	34,010,098	0	19,511
	Bell Canada, Inc.		08/28/2025	0.000	10/06/2025	19,987,472	0	85,189
	Bunge Limited Finance Corp.		09/25/2025	0.000	10/03/2025	34,991,697	0	24,908
	DCAT, LLC		09/26/2025	0.000	10/08/2025	8,978,801	0	5,142
	ERP Operating Limited Partnership		09/30/2025	0.000	10/07/2025	9,992,933	0	1,178
	Hyundai Capital America		09/23/2025	0.000	10/10/2025	3,995,780	0	3,751
	Hyundai Capital America		09/25/2025	0.000	10/16/2025	24,616,537	0	17,385
	The J. M. Smucker Company		09/24/2025	0.000	10/08/2025	3,996,710	0	3,290
	The Narragansett Electric Company		09/25/2025	0.000	10/06/2025	20,328,079	0	14,306
	The Narragansett Electric Company		09/29/2025	0.000	10/20/2025	8,580,891	0	2,011
	Parker-Hannifin Corporation		08/28/2025	0.000	10/03/2025	14,996,350	0	60,225
008999999	Subtotal - Issuer Credit Obligations - Corporate Bonds (Unaffiliated)					184,475,348	0	236,896
048999999	Total - Issuer Credit Obligations (Unaffiliated)					191,469,064	0	237,682
049999999	Total - Issuer Credit Obligations (Affiliated)					0	0	0
050999999	Total - Issuer Credit Obligations					191,469,064	0	237,682
09248U-71-8	BLKPK LG:T-FUND INSTL		09/02/2025	4.000		5,437	18	104
31607A-88-5	FIDELITY IMM:TRS INSTL		09/30/2025	4.040		8,710,333	13,703	0
31846V-54-2	FIRST AMER:TRS OBG Z	SD	09/03/2025	3.970		885	3	6
820999999	Subtotal - Exempt Money Market Mutual Funds - as Identified by the SVO					8,716,655	13,724	109
94975P-40-5	ALLSPRING:GOVT MM I	SD	09/02/2025	4.020		438	1	12
X9US00-50-6	FIRST AMERICAN TRSY OBL X 5387		09/19/2025	0.000		49,175	0	0
830999999	Subtotal - All Other Money Market Mutual Funds					49,613	1	12
858999999	Total Cash Equivalents (Unaffiliated)					200,235,332	13,725	237,804
859999999	Total Cash Equivalents (Affiliated)					0	0	0
860999999	Total Cash Equivalents					200,235,332	13,725	237,804

E14