

**MAINE COMMISSION ON  
PUBLIC DEFENSE SERVICES**

**March 25, 2025**

**Commissioner's  
Meeting Packet**

# MAINE COMMISSION ON PUBLIC DEFENSE SERVICES

## **MARCH 25, 2025 MEETING AGENDA**

- 1) Approval of the February 27 and March 17, 2025 Commission Meeting Minutes
- 2) Executive Session
- 3) Report of the Executive Director
  - a. Operations report
  - b. Budget update
- 4) Update from District Defenders
- 5) Mark Perry appeal dismissal
- 6) Set Date, Time and Location of Next Regular Meeting of the Commission
- 7) Public Comment

**Maine Commission on Public Defense Services – Commissioners Meeting  
February 27, 2025  
Meeting Minutes**

**Commissioners Present:** Donald Alexander, Randall Bates, Michael Carey, Roger Katz, Kimberly Monaghan, David Soucy, and Josh Tardy.

**PDS Staff Present:** Executive Director Jim Billings and Deputy Executive Director Ellie Maciag

<b>Agenda Item:</b>	<b>Discussion/Outcome:</b>
Approval of the January 29, 2025 Meeting Minutes	<p>Commissioner Carey served as Chair Pro Temp.</p> <p>Chair Tardy moved to approve the minutes. Seconded by Commissioner Alexander. Commissioner Katz abstained; all others voted in favor. Motion prevailed.</p>
Executive Session	<p>Chair Tardy moved to go into Executive Session pursuant to 1 MRSA § 405(6)(E) for consultation with legal counsel. Seconded by Commissioner Alexander. All voted in favor. The Commission went into Executive Session.</p>
Report of the Executive Director	<p>Executive Director Billings provided the following report:</p> <p>We had 30,000 billable hours in January, which will be a budget-buster if that continues. We have averaged approximately 25,000 hours monthly. As of February 22, 2025, there were 147 attorneys on the roster; 101 of those were available for trial-level cases. Of the 101, 33 were accepting child protective cases and 32 were accepting adult criminal cases.</p> <p>Deputy Executive Director Maciag provided an overview of PDS’ budget and expenses. She explained that we have a surplus in personal services, but we do not have the authorization to move it to “all other” to pay assigned counsel. PDS is seeking that authorization in this legislative session.</p> <p>Executive Director Billings proceeded with the rest of the report. There are 6,026 additional criminal cases in the system today than there were in 2019. There are approximately 600 people in the state right now who do not have a lawyer. That number is gross and unacceptable. However, that means that our</p>

	attorneys are handling the other 90% of the additional cases in the system. There are approximately 574 cases on the unrepresented list for adult criminal (trial-level and appeals). There are approximately 100 cases on the trial-level child protective unrepresented list, some of which need more than one lawyer. We are up to approximately 40 child protective appeals cases that need lawyers. We have provided Clerk Matt Pollack with a list of all attorneys who are eligible for child protective appeals. We are considering expanding the pilot project in which resource counsel assists with hand-placing cases.
Budget Update	Executive Director Billings explained that he and Deputy Executive Director Maciag will be attending the Judiciary Committee's work session on PDS' budget request today.
7-Day Review Hearings	<p>Executive Director Billings proposed that PDS stop providing lawyers for 7-day review hearings on the basis that the hearings have been unproductive and that the presence of LODs at the hearings is often cited as a basis for denying relief.</p> <p>Commissioner Soucy: There are no rights without remedies. If you talk about such rights, it is a performative exercise.</p> <p>Chair Pro Temp Carey invited comment from attorneys who have been serving as LOD at the 7-day reviews. The Commission heard from Attorneys Rob Ruffner, Neil Prendergast, Mitch Roberge, and Benjamin Lees.</p> <p>Commissioner Carey left the meeting and Commissioner Soucy assumed the role of Chair Pro Temp. Chair Pro Temp Soucy moved to table this issue until the next Commission meeting. Seconded by Commissioner Katz. Commissioners Alexander, Katz, Monaghan, and Soucy voted in the affirmative. No one voted against. Motion prevailed.</p>
PDS Logo	<p>Executive Director Billings asked the Commission to support the use of a new proposed PDS logo.</p> <p>Commissioner Alexander moved to approve the new logo, seconded by Commissioner Monaghan. No discussion. Commissioners Alexander, Katz, Monaghan, and Soucy voted in the affirmative. No one voted against. Motion prevailed.</p>

<p>District Defender Update</p>	<p>District Defender Toby Jandreau provided an update to the Commission on each of the public defender offices.</p> <p>Parents Counsel Division: two open attorney positions and one open legal administrator position. They do not have an office yet.</p> <p>Downeast: open paralegal position. They have an office and internet, but do not have any furniture yet.</p> <p>Tri-County: has openings for two attorneys, one paralegal, and one investigator.</p> <p>Highland: one open attorney position.</p> <p>Capital: opened in November 2023. Fully staffed.</p> <p>Aroostook: opened late last year.</p> <p>Defenders are experiencing delays between the filing of designations and the appointment of defenders. Defenders have been noticing that prosecutors are not properly screening cases. They are charging offenses which are not even crimes. The failure of prosecutors to adequately screen cases and provide discovery as required costs defenders a substantial amount of time. There are also rampant discovery issues. In Aroostook, we have had 12 motions for discovery sanctions that were granted by the judge. In one case, a defender spent 10 hours to get discovery that the client was entitled to.</p> <p>Since I have been a district defender, we have had nine jury trials. Five ended in an acquittal, one was a dismissal for a discovery violation, one resulted in some guilty and some not guilty findings, and one was a mistrial. Of the nine jury trials, there was one conviction.</p>
<p>Rulemaking- Chapter 5</p>	<p>Deputy Executive Director Maciag explained that the Commission needs to vote on Chapter 5 again because the vote taken at the January 29, 2025 meeting was done prior to the close of public comment. One person submitted a public comment since then and the response to public comment has been updated by staff.</p>

	Commissioner Alexander moved to adopt Chapter 5, seconded by Chair Pro Temp Soucy. Upon advice of AAG Hudson-MacRae, Commissioner Alexander amended his motion to approve the detailed basis statement and response to public comment. Chair Pro Temp Soucy seconded. No discussion. Commissioners Alexander, Katz, Monaghan, and Soucy voted in the affirmative. No one voted against. Motion prevailed.
Public Comment	<p><u>Rob Ruffner, Esq.:</u> Requested a meeting time earlier in the day for the next Commission meeting. There is a disturbing trend to undermine the Commission at the Legislature, including perpetuating as misunderstanding of the rostering requirements and caseload standards. It is not only being touted by the usual suspects but is being repeated by prosecutors.</p> <p><u>Tina Nadeau, Esq.:</u> Requested that the Commission meetings be held at 4:00PM. A lot of attorneys want to come to the Commission meetings but cannot make it at 8:30AM or 1:00PM.</p>
Adjournment	The next meeting will be held on March 25, 2025 at 1:00PM in a hybrid format.

**Maine Commission on Public Defense Services – Commissioners Meeting (Emergency Meeting)**  
**March 17, 2025**  
**Meeting Minutes**

**Commissioners Present:** Donald Alexander, Randall Bates, Michael Carey, Roger Katz, David Soucy, and Josh Tardy.

**PDS Staff Present:** Executive Director Jim Billings and Deputy Executive Director Ellie Maciag

<b>Agenda Item:</b>	<b>Discussion/Outcome:</b>
Executive Session	Commissioner Carey moved to go into Executive Session pursuant to 1 MRSA § 405(6)(E) for consultation with legal counsel. Seconded by Chair Tardy. All voted in favor. The Commission went into Executive Session. The Commission returned from Executive Session and Chair Tardy declared the meeting adjourned.
Adjournment	The next meeting will be held on March 25, 2025 at 1:00PM in a hybrid format.

# MAINE COMMISSION ON PUBLIC DEFENSE SERVICES

## February 2025 Operations Report

- 2,254 new cases were opened in the defenderData system. This was a 235 case decrease from January. Year to date, new cases are down 11.5% from last year, from 21,821 at this time last year to 19,311 this year.
- The number of vouchers submitted electronically was 3,655, a decrease of 415 vouchers from January, totaling \$3,782,165, a decrease of \$805,168 from January. Year to date, the number of submitted vouchers is up by 12.6%, from 26,080 at this time last year to 29,379 this year, with the total amount for submitted vouchers up 16%, from \$26,684,992 at this time last year to \$30,961,593 this year.
- We paid 3,779 electronic vouchers totaling \$3,664,377 representing an increase of 522 vouchers and a decrease of \$2,752 compared to January. Year to date, the number of paid vouchers is up 12.6%, from 25,868 vouchers at this time last year to 29,149 this year, and the total amount paid is up 16.6%, from \$25,921,198 this time last year to \$30,232,861 this year.
- The average price per voucher was \$969.67, down \$154.56 per voucher from January. Year to date, the average price per voucher is up 3.5%, from \$1,002.06 at this time last year to \$1,037.18 this year.
- Probate and PC Resource Counsel had the highest average voucher total. There were 29 vouchers exceeding \$7,500 paid in February. See attached addendum for details.
- We issued 92 authorizations to expend funds: 37 for private investigators, 37 for experts, and 18 for miscellaneous services such as interpreters and transcriptionists. We paid \$105,019 for experts and investigators, etc. No requests were denied.
- There were no attorney suspensions.
- In the All Other Account, the total expenses were \$4,071,233. Approximately \$235,672 was devoted to the Commission's operating expenses.
- In the Personal Services Accounts, we had \$597,141 in expenses.
- As of March 21, 2025, there are 145 rostered attorneys of which 99 are available for trial court level work.
- For the first 8 months of this fiscal year, submitted hours are up 9.9% over the same 8-month period last year. February 2025 submitted hours are 10.4% fewer than February 2024 submitted hours.



<b>Submitted Hours</b>													
	July	Aug	Sept	Oct	Nov	Dec	Jan	Feb	Mar	April	May	June	Yearly Total
FY21	13,652	15,225	17,333	20,420	17,399	17,244	19,813	17,753	31,671	17,869	19,037	19,270	<b>226,687</b>
FY22	19,764	21,749	19,882	22,228	17,828	17,286	22,006	21,357	24,885	19,723	19,551	21,195	<b>247,454</b>
FY23	19,890	22,083	20,470	20,125	20,820	21,997	21,823	20,666	23,273	19,878	25,420	25,109	<b>261,556</b>
FY24	22,635	24,596	22,244	21,813	22,643	23,608	28,859	28,903	26,406	25,109	30,260	25,911	<b>302,875</b>
FY25	26,031	26,409	24,765	27,393	28,283	25,206	30,691	25,872					<b>214,650</b>

**Vouchers over \$7,500**

<b>Comment</b>	<b>Voucher Total</b>	<b>Case Total</b>
Homicide	\$32,310.00	\$67,225.95
Homicide	\$25,650.00	\$46,887.00
Homicide	\$23,459.76	\$23,459.76
OUI	\$17,595.00	\$17,595.00
Homicide	\$17,438.64	\$17,438.64
Termination of Parental Rights	\$17,195.00	\$17,195.00
Child Protection Petition	\$15,303.80	\$31,111.63
Manslaughter	\$15,237.00	\$23,907.00
Post-Conviction Review Manslaughter	\$13,712.74	\$13,712.74
Probation Violation	\$12,047.00	\$12,047.00
Child Protection Petition	\$11,671.97	\$14,605.07
Domestic Violence Assault	\$10,660.50	\$10,660.50
Appeal - Homicide	\$10,637.03	\$10,637.03
Gross Sexual Assault	\$10,261.90	\$10,261.90
Aggravated Furnishing	\$9,889.51	\$9,889.51
Appeal - Robbery	\$9,441.36	\$9,441.36
Aggravated Assault	\$9,223.00	\$9,223.00
Child Protection Petition	\$9,152.10	\$9,152.10
Appeal - Homicide	\$8,640.00	\$16,245.00
Child Protection Petition	\$8,300.00	\$8,300.00
Appeal - Aggravated Trafficking	\$8,147.84	\$8,147.84
Post-Conviction Review Robbery	\$7,905.00	\$15,630.00
OUI	\$7,797.65	\$7,797.65
Child Protection Petition	\$7,785.00	\$8,925.00
Termination of Parental Rights	\$7,771.71	\$8,746.71
Guardianship	\$7,650.00	\$18,199.00
Gross Sexual Assault	\$7,578.76	\$7,578.76
Child Protection Petition	\$7,578.24	\$7,578.24
JV Burglary	\$7,555.16	\$7,555.16

**MAINE COMMISSION ON PUBLIC DEFENSE SERVICES**

**Activity Report by Case Type**

2/28/2025

DefenderData Case Type	Feb-25						Fiscal Year 2025			
	New Cases	Vouchers Submitted	Submitted Amount	Vouchers Paid	Approved Amount	Average Amount	Cases Opened	Vouchers Paid	Amount Paid	Average Amount
Appeal	11	32	\$64,133.62	40	\$ 88,776.55	\$2,219.41	102	233	\$ 607,755.72	\$2,608.39
Central Office Resource Counsel	0	1	\$75.00	1	\$ 75.00	\$75.00	1	16	\$ 19,050.80	\$1,190.68
Child Protection Petition	148	554	\$757,157.88	582	\$ 767,332.18	\$1,318.44	1,239	4,248	\$ 5,462,035.28	\$1,285.79
Drug Court	5	19	\$43,012.90	15	\$ 31,204.96	\$2,080.33	52	124	\$ 247,814.66	\$1,998.51
Emancipation	10	6	\$4,002.12	7	\$ 5,247.12	\$749.59	62	56	\$ 50,168.64	\$895.87
Felony	552	1,054	\$1,366,509.86	1,079	\$ 1,223,486.08	\$1,133.91	4,482	8,062	\$ 10,982,158.68	\$1,362.21
Involuntary Civil Commitment	118	79	\$39,065.76	76	\$ 39,107.52	\$514.57	912	862	\$ 462,450.20	\$536.49
Juvenile	66	124	\$145,677.67	116	\$ 102,325.40	\$882.12	752	1,154	\$ 1,128,131.88	\$977.58
Lawyer of the Day - Custody	272	275	\$191,796.59	265	\$ 177,981.59	\$671.63	2,274	2,237	\$ 1,530,774.78	\$684.30
Lawyer of the Day - Juvenile	2	5	\$2,212.50	6	\$ 2,662.50	\$443.75	37	45	\$ 22,170.80	\$492.68
Lawyer of the Day - Walk-in	125	131	\$84,051.38	140	\$ 91,418.63	\$652.99	1,036	1,004	\$ 673,302.88	\$670.62
PDS Provided Training	20	11	\$11,163.00	21	\$ 11,303.93	\$538.28	465	418	\$ 636,637.17	\$1,523.06
Misdemeanor	749	1,134	\$824,244.49	1,150	\$ 829,845.71	\$721.60	6,216	8,400	\$ 6,111,710.00	\$727.58
Petition, Modified Release Treatment	2	2	\$3,079.86	2	\$ 2,154.72	\$1,077.36	18	29	\$ 41,480.72	\$1,430.37
Petition, Release or Discharge	1	0		0			2	9	\$ 26,599.85	\$2,955.54
Petition,Termination of Parental Rights	0	4	\$1,710.00	5	\$ 1,695.00	\$339.00	0	74	\$ 131,132.62	\$1,772.06
Post Conviction Review	1	21	\$32,024.28	19	\$ 42,796.24	\$2,252.43	15	133	\$ 257,815.08	\$1,938.46
Probate	0	3	\$8,160.00	3	\$ 10,050.00	\$3,350.00	7	33	\$ 60,281.05	\$1,826.70
Probation Violation	132	153	\$152,073.93	185	\$ 179,272.91	\$969.04	1,069	1,296	\$ 1,054,153.57	\$813.39
Represent Witness on 5th Amendment	1	2	\$4,485.00	0			14	12	\$ 16,003.02	\$1,333.59
Resource Counsel Criminal	0	3	\$855.00	5	\$ 3,090.00	\$618.00	5	35	\$ 23,011.00	\$657.46
Resource Counsel Juvenile	0	1	\$15.00	0			0	7	\$ 570.00	\$81.43
Resource Counsel Mental Health	0	1	\$1,815.00	0			0	3	\$ 405.00	\$135.00
Resource Counsel NCR	0	0		0			0	0		
Resource Counsel Protective Custody	0	2	\$3,120.00	2	\$ 4,560.00	\$2,280.00	0	15	\$ 21,311.00	\$1,420.73
Review of Child Protection Order	0	16	\$31,992.42	29	\$ 37,718.80	\$1,300.65	0	367	\$ 516,090.26	\$1,406.24
Revocation of Administrative Release	0	1	\$540.00	2	\$ 592.50	\$296.25	2	7	\$ 7,162.50	\$1,023.21
Weapons Restrictions Case	39	21	\$9,192.60	29	\$ 11,680.26	\$402.77	351	270	\$ 142,683.98	\$528.46
<b>TOTAL</b>	<b>2,254</b>	<b>3,655</b>	<b>\$3,782,165.86</b>	<b>3,779</b>	<b>\$ 3,664,377.60</b>	<b>\$969.67</b>	<b>19,311</b>	<b>29,149</b>	<b>\$ 30,232,861.14</b>	<b>\$1,037.18</b>

**MAINE COMMISSION ON PUBLIC DEFENSE SERVICES**

**Activity Report by Court**

2/28/2025

Court	Feb-25						Fiscal Year 2025			
	New Cases	Vouchers Submitted	Submitted Amount	Vouchers Paid	Approved Amount	Average Amount	Cases Opened	Vouchers Paid	Amount Paid	Average Amount
ALFSC	6	0		1	\$ 675.00	\$675.00	10	8	\$ 6,075.00	\$759.38
AUBSC	2	1	\$1,545.00	1	\$ 1,545.00	\$1,545.00	15	13	\$ 14,320.00	\$1,101.54
AUGDC	37	65	\$143,930.91	63	\$ 140,768.93	\$2,234.43	321	585	\$ 1,005,707.16	\$1,719.16
AUGSC	6	2	\$3,079.86	3	\$ 4,362.72	\$1,454.24	26	42	\$ 75,382.82	\$1,794.83
BANDC	66	112	\$85,062.39	124	\$ 94,071.84	\$758.64	543	868	\$ 648,692.60	\$747.34
BANSC	2	3	\$5,063.87	4	\$ 6,173.87	\$1,543.47	10	7	\$ 8,418.47	\$1,202.64
BATSC	0	0		0			0	0		
BELDC	7	16	\$29,565.25	26	\$ 40,936.95	\$1,574.50	70	148	\$ 185,492.84	\$1,253.33
BELSC	0	0		0			0	1	\$ 2,470.00	\$2,470.00
BIDDC	53	107	\$75,474.24	109	\$ 86,742.82	\$795.81	427	820	\$ 731,599.07	\$892.19
BRIDC	11	9	\$9,325.50	9	\$ 7,215.00	\$801.67	74	122	\$ 150,738.58	\$1,235.56
CALDC	0	5	\$13,129.56	4	\$ 6,018.12	\$1,504.53	25	69	\$ 58,605.22	\$849.35
CARDC	8	10	\$14,155.24	17	\$ 15,401.10	\$905.95	62	136	\$ 149,641.16	\$1,100.30
CARSC	1	0		0			3	1	\$ 300.00	\$300.00
DOVDC	1	15	\$13,495.56	10	\$ 8,898.72	\$889.87	22	78	\$ 85,261.86	\$1,093.10
DOVSC	0	1	\$ 45.00	1	\$ 45.00	\$ 45.00	1	2	\$ 180.00	\$90.00
ELLDC	7	37	\$52,112.40	32	\$ 42,179.82	\$1,318.12	65	242	\$ 264,932.77	\$1,094.76
ELLSC	2	2	\$ 2,587.50	2	\$ 2,587.50	\$ 1,293.75	4	4	\$ 7,569.50	\$1,892.38
FARDC	10	11	\$11,760.00	16	\$ 15,697.32	\$981.08	101	151	\$ 182,991.10	\$1,211.86
FARSC	0	0		0			2	2	\$ 1,455.00	\$727.50
FORDC	2	3	\$1,155.00	7	\$ 4,980.00	\$711.43	24	72	\$ 68,194.50	\$947.15
HOUDC	17	19	\$17,025.00	19	\$ 19,827.87	\$1,043.57	54	138	\$ 136,875.58	\$991.85
HOUSC	0	0		0			0	1	\$ 585.00	\$585.00
LEWDC	51	104	\$149,435.07	100	\$ 112,706.49	\$1,127.06	406	784	\$ 908,668.05	\$1,159.02
LINDC	13	4	\$1,980.00	7	\$ 7,666.12	\$1,095.16	53	68	\$ 66,970.64	\$984.86
MACDC	2	8	\$4,317.48	10	\$ 7,947.48	\$794.75	34	83	\$ 92,866.44	\$1,118.87
MACSC	0	0		0			2	2	\$ 107,809.95	\$53,904.98
MADDC	0	0		0			2	0		
MILDC	1	0		1	\$ 30.00	\$30.00	5	6	\$ 17,449.12	\$2,908.19
NEWDC	2	29	\$22,429.56	25	\$ 21,391.92	\$855.68	81	202	\$ 151,496.30	\$749.98
PORDC	71	112	\$141,987.68	118	\$ 139,974.51	\$1,186.22	591	996	\$ 1,056,699.14	\$1,060.94
PORSC	0	6	\$9,407.25	5	\$ 7,770.00	\$1,554.00	8	16	\$ 25,152.94	\$1,572.06
PREDC	8	8	\$4,800.00	10	\$ 5,460.00	\$546.00	50	134	\$ 183,593.53	\$1,370.10
RODC	12	26	\$39,979.12	22	\$ 26,012.73	\$1,182.40	102	169	\$ 199,715.54	\$1,181.75
ROCSC	0	1	\$2,550.00	1	\$ 307.00	\$307.00	3	6	\$ 3,009.58	\$501.60
RUMDC	6	13	\$12,914.69	16	\$ 14,029.78	\$876.86	55	186	\$ 254,207.14	\$1,366.71
SKODC	17	61	\$88,440.24	72	\$ 99,664.60	\$1,384.23	162	491	\$ 609,010.15	\$1,240.35
SKOSC	2	0		0			3	2	\$ 3,058.50	\$1,529.25
SODUC	4	15	\$13,353.60	18	\$ 17,606.60	\$978.14	37	119	\$ 144,572.93	\$1,214.90
SOUSC	0	2	\$2,092.50	2	\$ 2,092.50	\$1,046.25	6	6	\$ 4,627.50	\$771.25
SPRDC	4	13	\$17,167.68	15	\$ 18,396.18	\$1,226.41	30	115	\$ 158,776.42	\$1,380.66
Law Ct	9	22	\$52,351.86	31	\$ 79,243.99	\$2,556.26	83	200	\$ 540,510.59	\$2,702.55
Training	19	15	\$14,523.00	25	\$ 16,103.93	\$644.16	459	445	\$ 666,157.47	\$1,496.98
YORCD	270	474	\$478,463.13	462	\$ 405,968.24	\$878.72	2,192	3,316	\$ 3,510,721.10	\$1,058.72
ARODC	125	182	\$162,453.84	213	\$ 141,515.67	\$664.39	1,150	1,837	\$ 1,575,095.58	\$857.43
ANDCD	159	284	\$318,731.24	311	\$ 333,180.55	\$1,071.32	1,411	2,452	\$ 2,401,449.68	\$979.38
KENCD	174	144	\$114,487.19	132	\$ 109,787.35	\$831.72	1,174	1,415	\$ 1,290,986.78	\$912.36
PENCD	197	277	\$252,052.92	314	\$ 280,873.17	\$894.50	1,666	2,342	\$ 2,292,740.99	\$978.97
SAGCD	39	81	\$73,905.96	44	\$ 33,998.92	\$772.70	341	403	\$ 364,700.36	\$904.96
WALCD	46	84	\$72,114.40	83	\$ 58,888.27	\$709.50	416	467	\$ 547,168.17	\$1,171.67
PISCD	16	20	\$11,106.00	25	\$ 19,261.92	\$770.48	123	149	\$ 145,973.40	\$979.69
HANCD	27	52	\$67,035.18	57	\$ 36,698.76	\$643.84	355	620	\$ 545,488.71	\$879.82
FRACD	30	50	\$58,772.06	72	\$ 73,528.18	\$1,021.22	276	467	\$ 433,949.93	\$929.23
WASCD	34	51	\$51,890.05	67	\$ 73,571.04	\$1,098.08	373	422	\$ 540,771.08	\$1,281.45
CUMCD	375	598	\$589,071.78	608	\$ 606,728.59	\$997.91	2,894	4,228	\$ 4,311,211.47	\$1,019.68
KNODC	71	101	\$97,679.35	78	\$ 63,794.05	\$817.87	596	544	\$ 515,645.96	\$947.88
SOMCD	97	120	\$125,512.68	103	\$ 85,571.54	\$830.79	775	870	\$ 744,549.24	\$855.80
OXFCD	66	133	\$115,759.29	153	\$ 125,389.39	\$819.54	645	998	\$ 859,597.83	\$861.32
LINCD	35	61	\$50,277.75	52	\$ 60,270.59	\$1,159.05	357	381	\$ 430,875.46	\$1,130.91
WATDC	8	31	\$27,074.10	35	\$ 35,303.94	\$1,008.68	151	327	\$ 341,353.20	\$1,043.89
WESDC	18	33	\$43,051.75	30	\$ 29,276.34	\$975.88	120	215	\$ 227,982.07	\$1,060.38
WISDC	6	18	\$14,910.18	11	\$ 9,834.68	\$894.06	48	114	\$ 122,390.71	\$1,073.60
WISSC	0	0		0			0	0		
YORDC	2	3	\$1,455.00	2	\$ 6,285.00	\$3,142.50	19	35	\$ 47,406.76	\$1,354.48
<b>TOTAL</b>	<b>2,254</b>	<b>3,655</b>	<b>\$3,782,165.86</b>	<b>3,779</b>	<b>\$3,664,377.60</b>	<b>\$969.67</b>	<b>19,113</b>	<b>29,149</b>	<b>\$30,232,861.14</b>	<b>\$1,057.18</b>

**Statement of Revenue and Expenses for Maine Commission of Indigent Legal Services**

**FY25 As of 3/13/25**

<b><u>General Funds - 010-Z11201</u></b>	<b><u>QTR1</u></b>	<b><u>QTR2</u></b>	<b><u>QTR3</u></b>	<b><u>QTR4</u></b>	<b><u>TOTAL</u></b>	
Personal Services Allotment	\$ 2,024,792	\$ 3,478,475	\$ 2,003,321	\$ 763,952	\$ 8,270,540	
Payroll to date	(1,145,606)	(1,754,485)	(1,452,287)	-	(4,352,379)	
Estimated payroll remaining			(295,849)	(1,773,858)	(2,069,708)	
Pending Financial Order					-	
<b>Total Personal Services available</b>	<b>\$ 879,186</b>	<b>\$ 1,723,990</b>	<b>\$ 255,185</b>	<b>\$ (1,009,906)</b>	<b>\$ 1,848,454</b>	<i>PS BO Will be requested in Q4 to balance negative balance.</i>
All Other Allotment	\$ 11,660,730	\$ 11,461,120	\$ 11,676,220	\$ 3,908,886	\$ 38,706,956	
Expenditures to date	(11,612,366)	(11,210,310)	(9,644,376)	-	(32,467,053)	
Encumbrances	(48,364)	(250,810)	(115,280)	-	(414,453)	
Pending Financial Order					-	
<b>Total All Other Available</b>	<b>\$ 0</b>	<b>\$ 0</b>	<b>\$ 1,916,564</b>	<b>\$ 3,908,886</b>	<b>\$ 5,825,450</b>	

**Unencumbered balance forward 0.00**

<b><u>Other Special Revenue Funds - 014-Z11201</u></b>	<b><u>QTR1</u></b>	<b><u>QTR2</u></b>	<b><u>QTR3</u></b>	<b><u>QTR4</u></b>	<b><u>TOTAL</u></b>	
Personal Services Allotment	\$ -	\$ -	\$ -	\$ -	\$ -	
Payroll to date	-	-	-	-	-	
Estimated payroll remaining	-	-	-	-	-	
<b>Total Personal Services available</b>	<b>\$ -</b>	<b>\$ -</b>	<b>\$ -</b>	<b>\$ -</b>	<b>\$ -</b>	
All Other Allotment	\$ 8,200	\$ 1,787,960	\$ 7,374,199	\$ 482,219	\$ 9,652,578	
Expenditures to date	(8,200)	(1,787,959)	-	-	(1,796,159)	
Encumbrances	-	-	-	-	-	
<b>Total All Other Available</b>	<b>\$ -</b>	<b>\$ 1</b>	<b>\$ 7,374,199</b>	<b>\$ 482,219</b>	<b>\$ 7,856,419</b>	

**CASH ON HAND 3/13/25 \$ 7,780,546.40**

<b><u>Other Special Revenue Funds - 014-Z11202</u></b>	<b><u>QTR1</u></b>	<b><u>QTR2</u></b>	<b><u>QTR3</u></b>	<b><u>QTR4</u></b>	<b><u>TOTAL</u></b>	
All Other Allotment	\$ -	\$ 1,500	\$ 55,500	\$ -	\$ 57,000	
Expenditures to date	-	(1,500)	-	-	(1,500)	
Encumbrances	-	-	-	-	-	
<b>Total All Other Available</b>	<b>\$ -</b>	<b>\$ -</b>	<b>\$ 55,500</b>	<b>\$ -</b>	<b>\$ 55,500</b>	

**CASH ON HAND 3/13/25 \$ 5,960.66**

<b><u>Other Special Revenue Funds - 014-Z25801</u></b>	<b><u>QTR1</u></b>	<b><u>QTR2</u></b>	<b><u>QTR3</u></b>	<b><u>QTR4</u></b>	<b><u>TOTAL</u></b>	
All Other Allotment	\$ -	\$ -	\$ -	\$ -	\$ -	
Expenditures to date	-	-	-	-	-	
Encumbrances	-	-	-	-	-	
<b>Total All Other Available</b>	<b>\$ -</b>	<b>\$ -</b>	<b>\$ -</b>	<b>\$ -</b>	<b>\$ -</b>	

**CASH ON HAND 3/13/25 \$ -**

<b><u>ARPA Funds - 023-Z11201</u></b>	<b><u>QTR1</u></b>	<b><u>QTR2</u></b>	<b><u>QTR3</u></b>	<b><u>QTR4</u></b>	<b><u>TOTAL</u></b>	
All Other Allotment	\$ -	\$ -	\$ -	\$ 1,500,000	\$ 1,500,000	<i>Requesting deduction to \$500</i>
Expenditures to date	-	-	-	-	-	
Encumbrances	-	-	-	-	-	
<b>Total All Other Available</b>	<b>\$ -</b>	<b>\$ -</b>	<b>\$ -</b>	<b>\$ 1,500,000</b>	<b>\$ 1,500,000</b>	

**CASH ON HAND 3/13/25 \$ -**

**Maine Commission on Public Defense Services**  
**Personal Services and All Other Accounts**  
**As of February 28th, 2025**

Object Group	Qtr 1	Qtr 2	Qtr 3	Qtr 4	Total FY25
GF PS Allotment	2,024,792	3,478,475	2,003,321	763,952	8,270,540
30 Personal Services	1,145,606	1,754,485	1,156,685	-	4,056,777
<b>Total Personal Services</b>	<b>\$ 879,186</b>	<b>\$ 1,723,990</b>	<b>\$ 846,636</b>	<b>\$ 763,952</b>	<b>\$ 4,213,763</b>
GF AO Allotment	11,660,730	13,395,842	9,741,498	3,908,886	38,706,956
4005 Reader & Interpreter Serv	7,470	15,850	4,106	-	27,426
4015 Casual Labor	-	14,835	-	-	14,835
4021 Entertain & Caterers Serv	-	-	90	-	90
4022 Speech Therapy	-	-	1,841	-	1,841
4031 Inspect & Investigation	75,621	86,115	16,759	-	178,495
4036 Instructor & Speaker Serv	22,000	3,050	-	-	25,050
4040 Court Appointed Attorneys	10,808,496	10,310,403	7,328,949	-	28,447,848
4042 Legal Services	-	-	110,418	-	110,418
4047 Psychological Examination	111,165	114,915	50,103	-	276,182
4095 Medical Reports	-	-	86	-	86
4096 Contractual Employee	6,698	-	-	-	6,698
4097 Clerical Support Serices	250	250	-	-	500
4099 Misc Prof Fees & Spec Srv	47,776	28,196	33,097	-	109,069
4105 Service Center	11,383	11,383	11,383	-	34,148
4250 W-2 Reportable In State Travel Non	-	-	165	-	165
4251 W-2 Reportable In State Travel Mile	-	6,072	922	-	6,993
4260 Air Fare In State	-	872	-	-	872
4263 Car Rental In State	-	300	-	-	300
4270 Auto Mileage-Gen In State	5,326	5,513	8,650	-	19,489
4271 Other Transportation	125	100	34	-	259
4273 Hotel Room & Lodging	856	9,269	328	-	10,453
4274 Meals And Gratuities	153	166	368	-	687
4380 Auto Mileage-Gen Out-Of St	-	111	-	-	111
4381 Other Transportation Cost	-	30	-	-	30
4384 Meals Include Gratuities	-	-	86	-	86
4606 Rent Buildings And Office	21,321	56,291	187,459	-	265,071
4651 Misc Rents	-	-	73	-	73
4801 Insurance On Buildings	44	-	-	-	44
4825 General Liability Insur	7,088	836	-	-	7,924
4841 Employees Bonds	52	-	-	-	52
4852 Automobile Insurance	-	225	-	-	225
4901 Stamps	1,360	2,920	-	-	4,280
4906 Postal Set Up Fees	100	-	-	-	100
4909 Courier Service	12	-	30	-	42
4911 Postage	1,710	1,452	8,794	-	11,956
4912 Bus Reply & Postage Due	3	6	5	-	13
4913 Intragovernmental Service	491	690	127	-	1,308
4922 Waste Recycling	-	-	51	-	51
4929 Printing And Binding	224	2,618	107	-	2,949

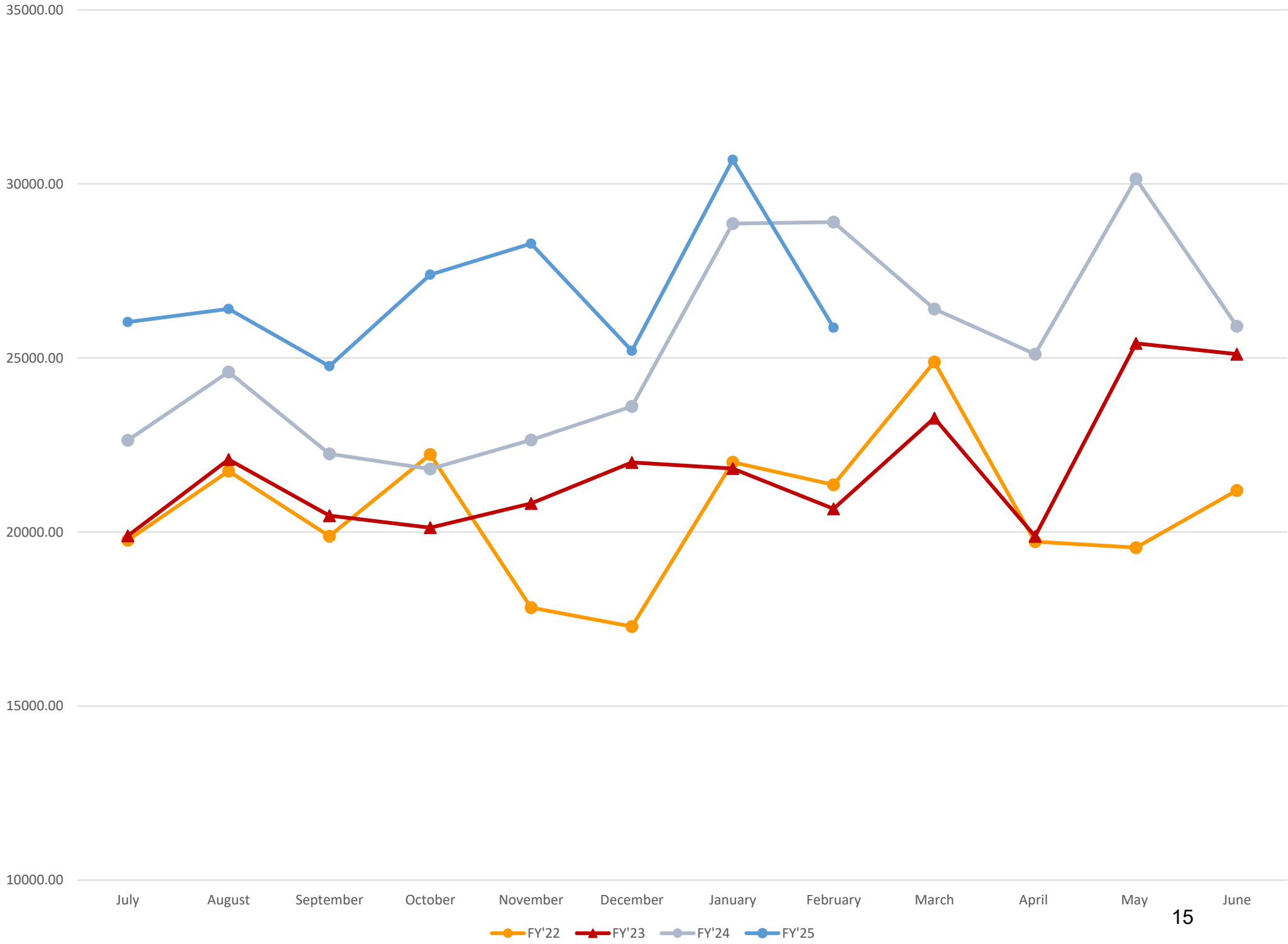
4930	Transcripts	71,854	53,659	7,929	-	133,442
4946	Advertising Notices	3,734	816	1,714	-	6,264
4959	Expert Witness Fees	322,271	123,749	50,443	-	496,462
4969	Witness Fees	25	-	-	-	25
4974	Tuition Exp Other Than St	800	-	-	-	800
4975	Sales Tax Paid By State	-	439	(214)	-	225
4982	Periodicals Newspaper Sub	-	104	-	-	104
4983	Dues	1,200	5,090	1,350	-	7,640
4991	General Operating Expense	4,567	4,385	847	-	9,799
4994	Contract Payments	270	620	-	-	890
5001	Registration Fee-Non State	1,945	2,235	150	-	4,330
5010	Tuition-Continuing Education	8,475	-	-	-	8,475
5020	Books	-	600	1,196	-	1,796
5022	Films/Materials	2,800	-	9,500	-	12,300
5030	Training Rooms	427	688	-	-	1,114
5031	Training Facilities	-	450	-	-	450
5080	Training Catered Meals	2,569	12,130	-	-	14,700
5081	Training Refreshments	-	8,168	-	-	8,168
5150	Food	-	25	-	-	25
5151	Misc Foodstuffs	-	3	-	-	3
5301	Oit Professional Charges	1,009	2,534	-	-	3,543
5302	Telephone Service	782	782	-	-	1,564
5310	It End User Services	14,602	18,257	-	-	32,859
5312	It Consulting-Non State	9,123	164,195	7,032	-	180,350
5315	It Applications-By State	384	828	-	-	1,211
5331	Network Access	130	259	-	-	389
5341	Lease Purchase Hardware/System	571	621	-	-	1,192
5346	Pc & Ntwrking Software/License	20	-	-	-	20
5355	Software Maint / Licenses	8,651	7,042	5,183	-	20,876
5357	Printers	-	2,085	-	-	2,085
5370	Minor It Equipment	3,693	1,721	-	-	5,414
5389	Software Licenses <1 Year	1,130	2,119	-	-	3,249
5390	Communication Equipment	3	-	-	-	3
5401	Clothing	-	58	-	-	58
5540	Major Household Appliances	-	553	-	-	553
5562	Cell Phone Services	2,277	13,209	1,657	-	17,144
5590	Non-It Minor Equipment	-	33	-	-	33
5600	Office & Other Supplies	-	65	-	-	65
5602	Office Supplies	1,767	2,873	557	-	5,196
5627	Purchase Of Books	17,469	8,575	797	-	26,841
5636	Misc Supplies	56	187	1,082	-	1,324
5650	Misc Office Equipment	-	201	2,136	-	2,337
5654	Ergonomic Office Equip	43	592	-	-	635
5656	Modular Furniture	-	97,813	-	-	97,813
5662	Electrical Supplies	-	82	-	-	82
	<b>Subtotal AO Expenses</b>	<b>11,612,366</b>	<b>11,210,310</b>	<b>7,855,389</b>	<b>-</b>	<b>30,678,066</b>
	<b>Contract Encumbrances</b>	<b>122,475</b>	<b>433,680</b>	<b>166,027</b>	<b>-</b>	<b>722,182</b>
	<b>Contract Expenses</b>	<b>(74,112)</b>	<b>(182,870)</b>	<b>(50,747)</b>	<b>-</b>	<b>(307,729)</b>
	<b>Subtotal Encumbrances</b>	<b>48,364</b>	<b>250,810</b>	<b>115,280</b>	<b>-</b>	<b>414,453</b>
<hr/>						
	<b>Total All Other</b>	<b>\$ 0</b>	<b>\$ 1,934,722</b>	<b>\$ 1,770,829</b>	<b>\$ 3,908,886</b>	<b>\$ 7,614,437</b>

**Maine Commission on Public Defense Services**  
**Revenue Account**  
**As of February 28th, 2025**

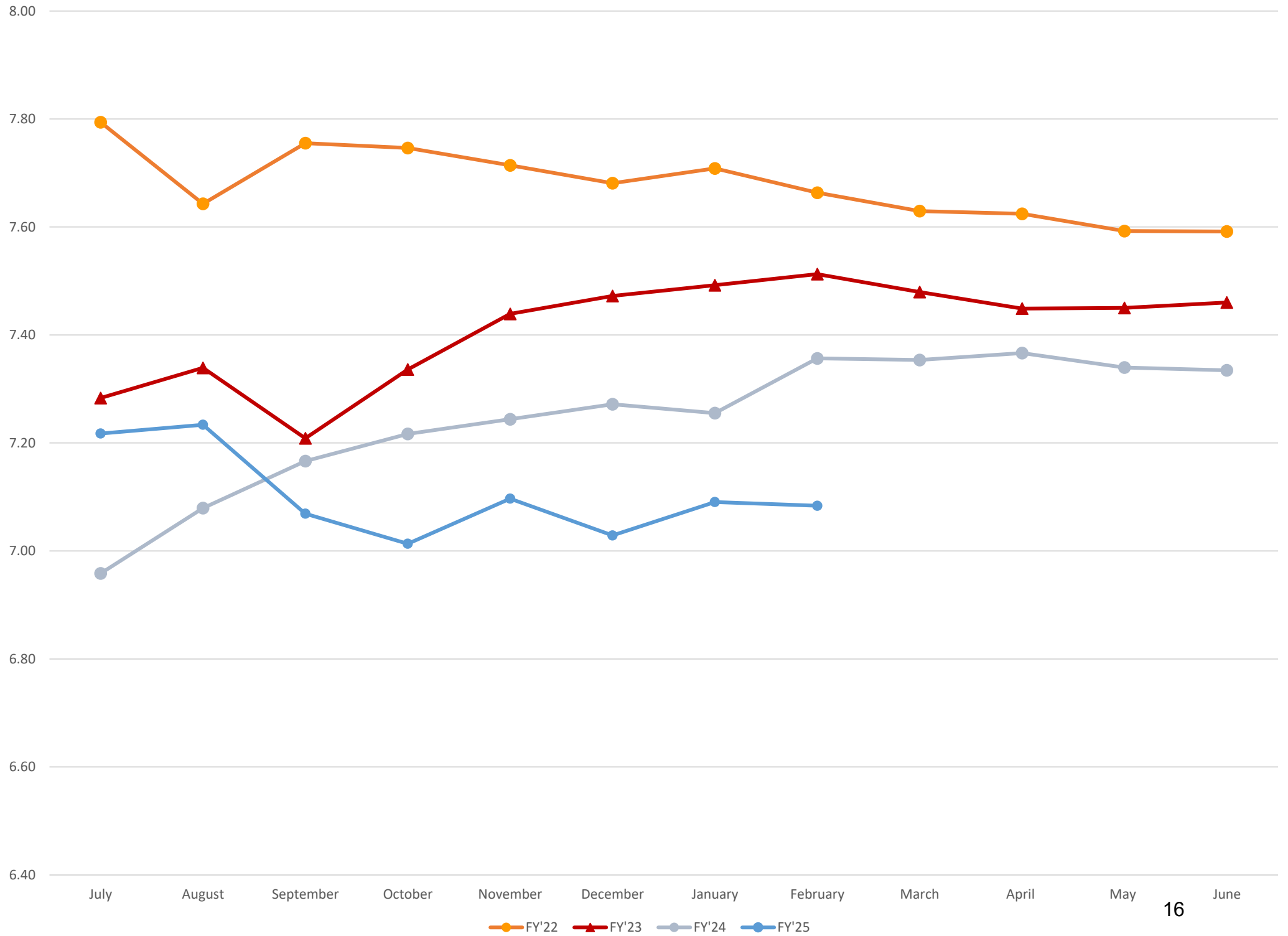
Object Group	Qtr 1	Qtr 2	Qtr 3	Qtr 4	Total FY25
GF AO Allotment	8,200	8,679,940	482,219	482,219	9,652,578
40 Prof. Services, Not By State	8,200	1,787,959	-	-	1,796,159
41 Prof. Services, By State	-	-	-	-	-
42 Travel Expenses, In State	-	-	-	-	-
43 Travel Expenses, Out Of State	-	-	-	-	-
46 Rents	-	-	-	-	-
48 Insurance	-	-	-	-	-
49 General Operations	-	-	-	-	-
50 Employee Training	-	-	-	-	-
51 Commodities - Food	-	-	-	-	-
53 Technology	-	-	-	-	-
55 Equipment And Technology	-	-	-	-	-
56 Office & Other Supplies	-	-	-	-	-
65 Labor and Ins Client Benefits	-	-	-	-	-
90 Charges to Assets and Liabilities	-	-	-	-	-
<b>Subtotal AO Expenses</b>	<b>8,200</b>	<b>1,787,959</b>	<b>-</b>	<b>-</b>	<b>1,796,159</b>
Contract Encumbrances	8,200	-	-	-	8,200
Contract Expenses	(8,200)	-	-	-	(8,200)
<b>Subtotal Encumbrances</b>	<b>-</b>	<b>-</b>	<b>-</b>	<b>-</b>	<b>-</b>
<b>Total All Other Allotment Remaining</b>	<b>\$ -</b>	<b>\$ 6,891,981</b>	<b>\$ 482,219</b>	<b>\$ 482,219</b>	<b>\$ 7,856,419</b>



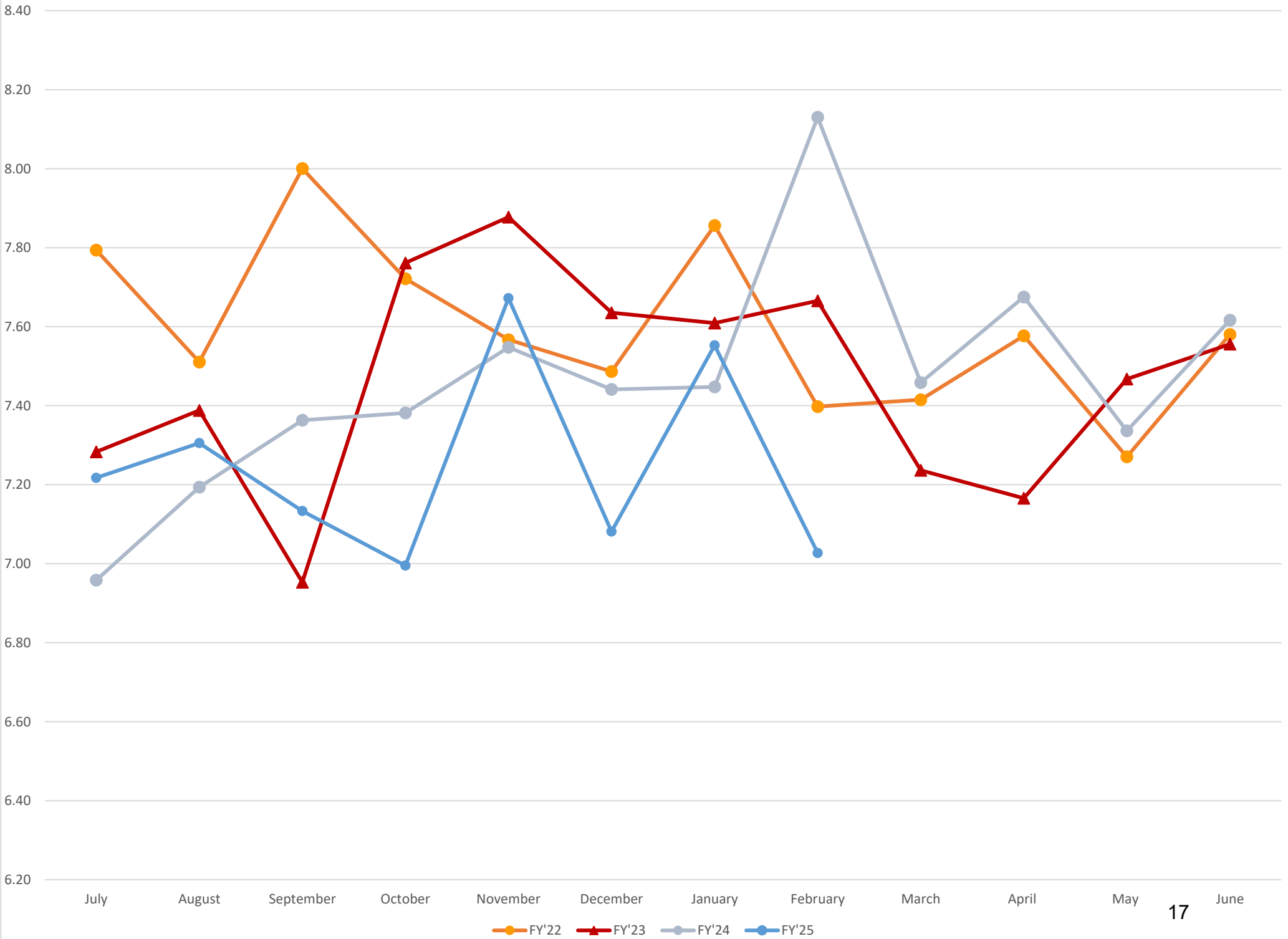
Submitted Hours Amount



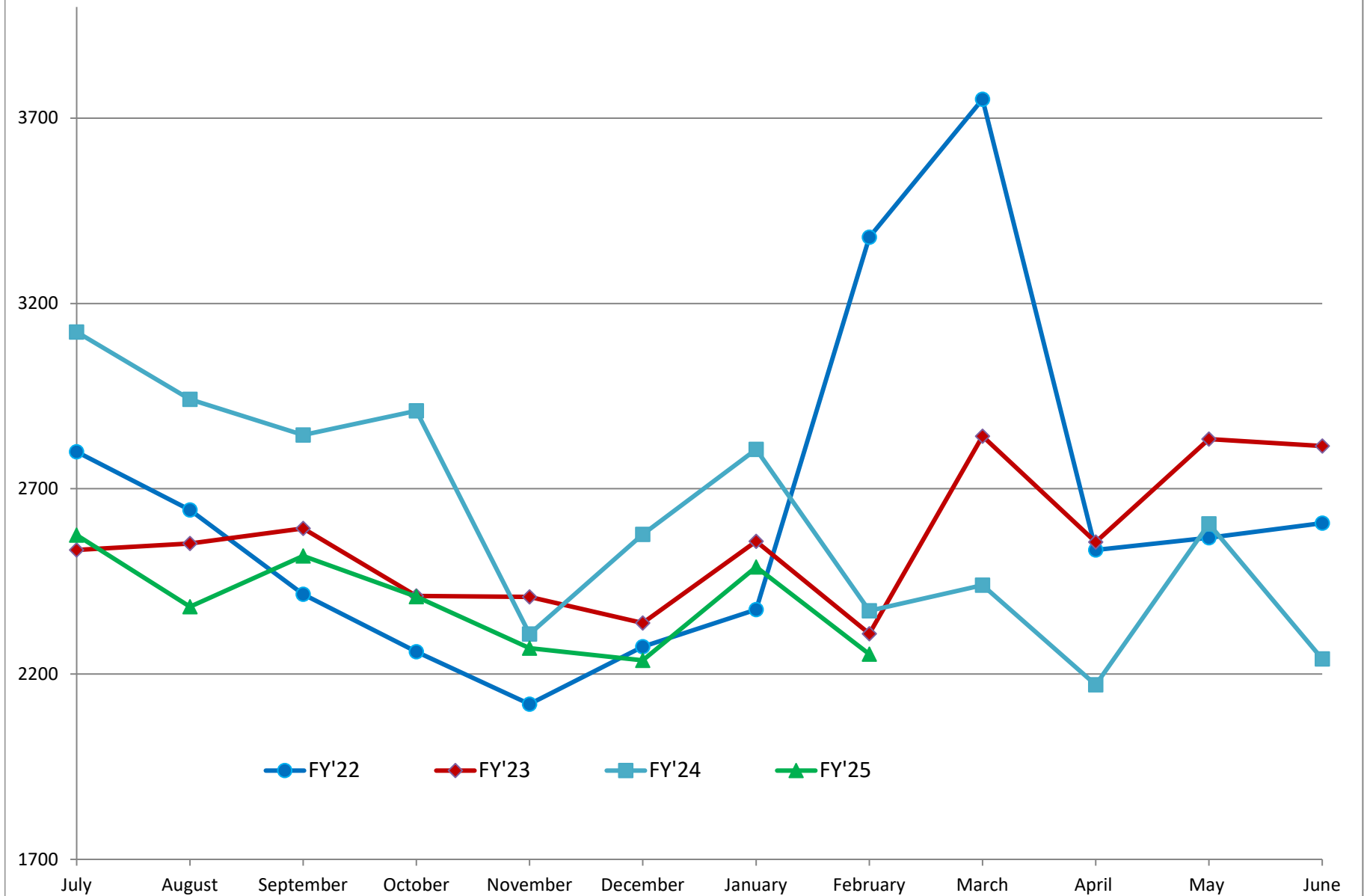
Average Hours per Voucher FYTD



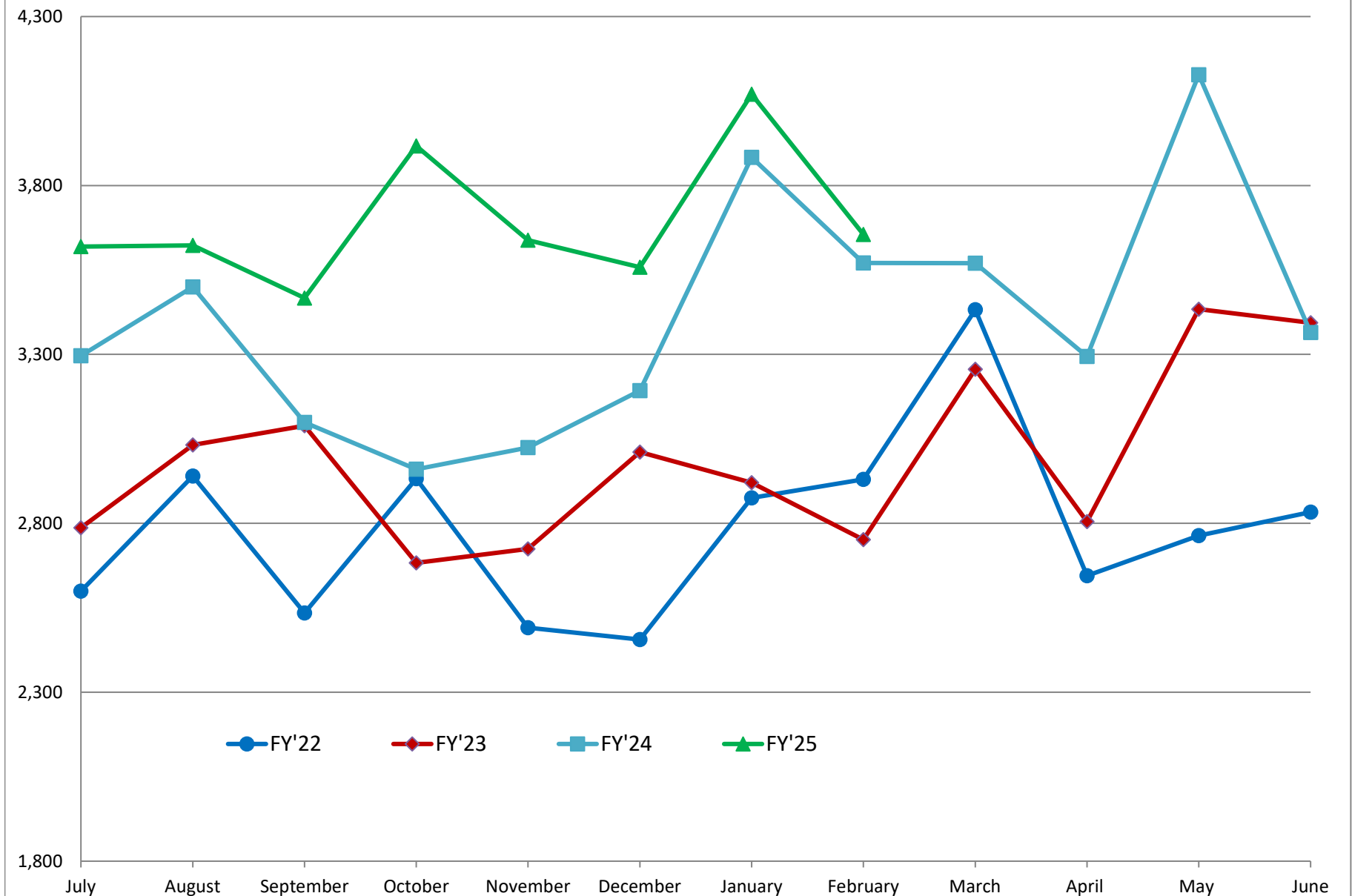
Monthly Average Hours per Voucher



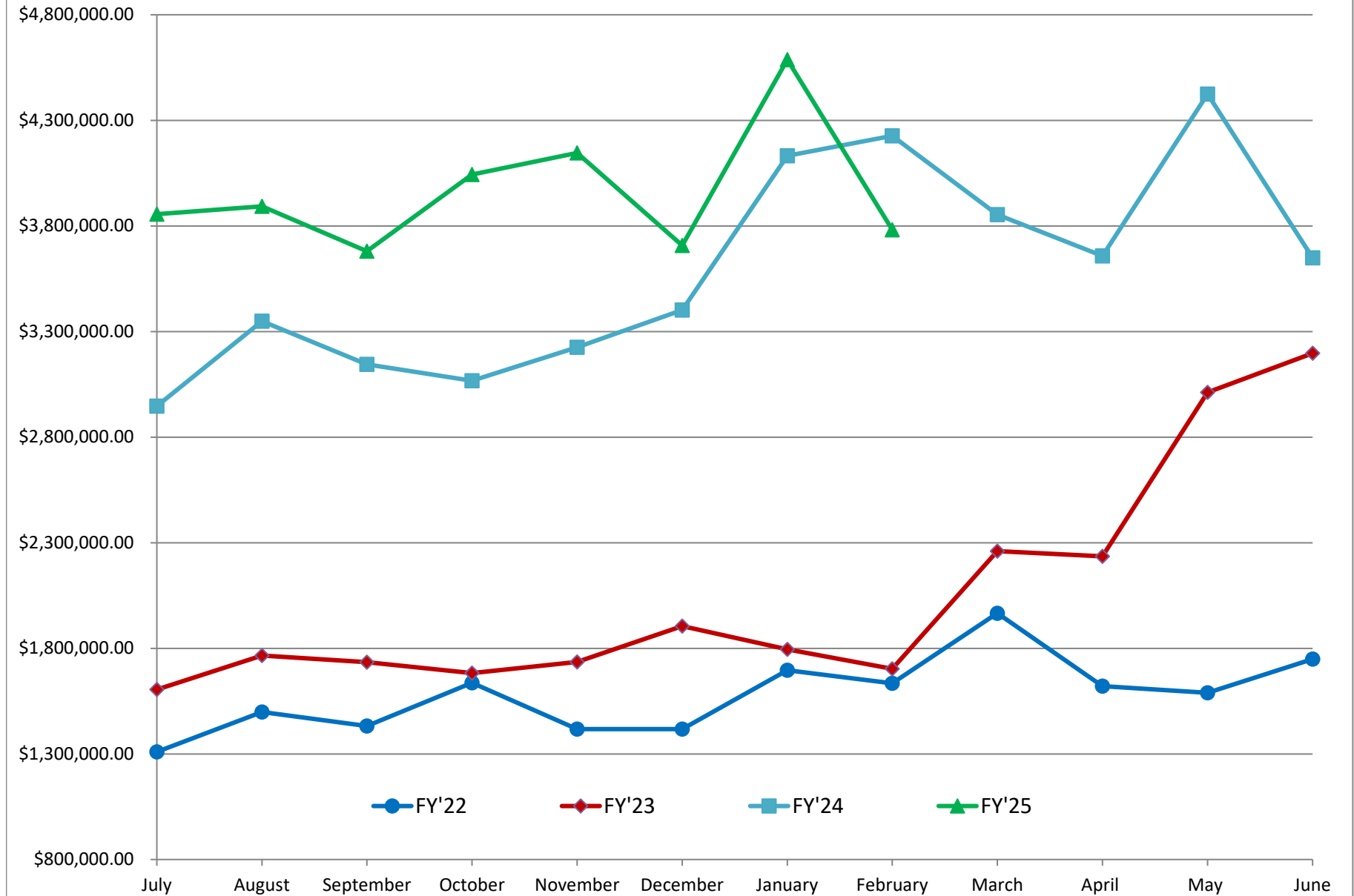
## NEW CASES



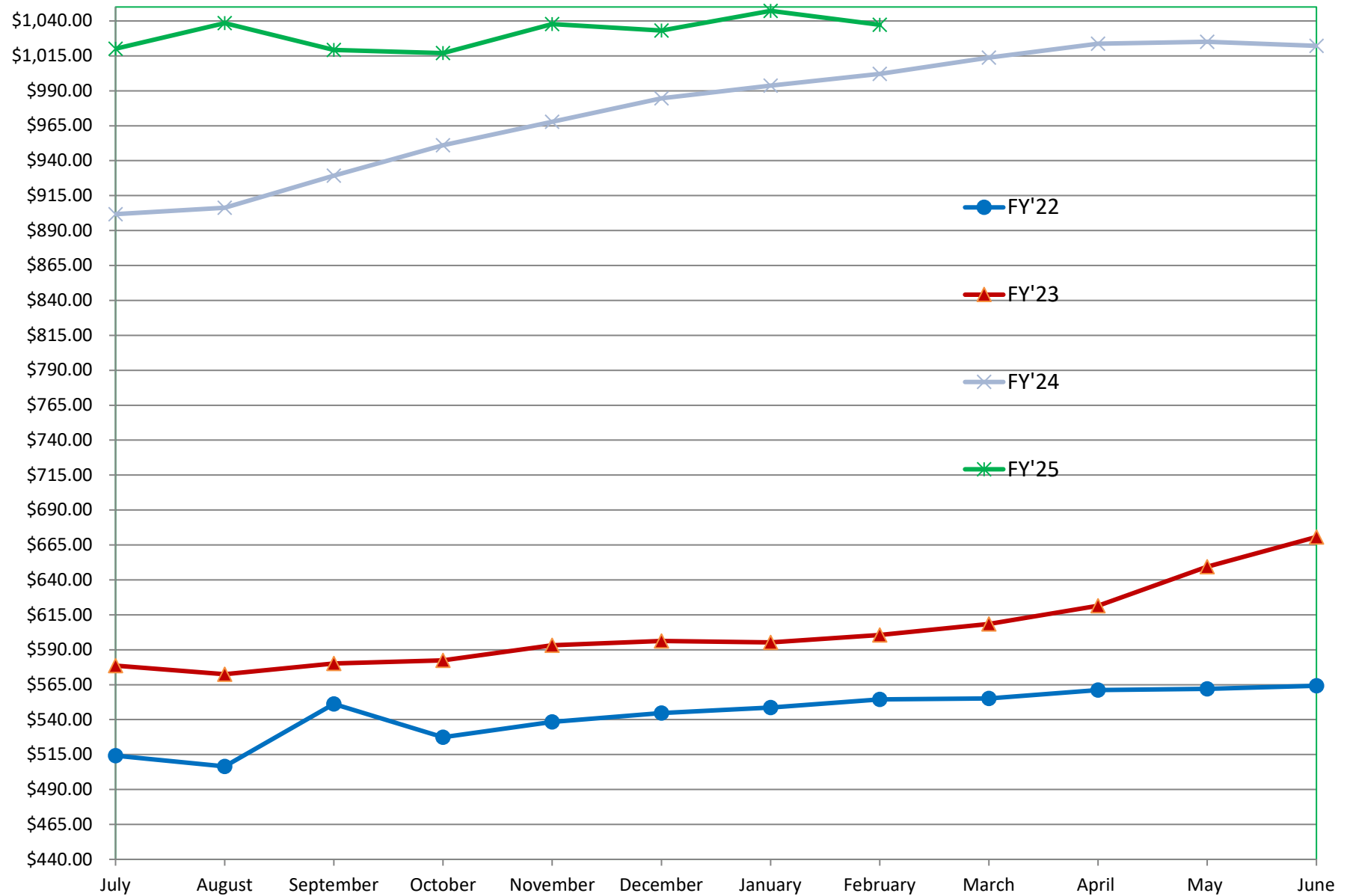
## Submitted Vouchers



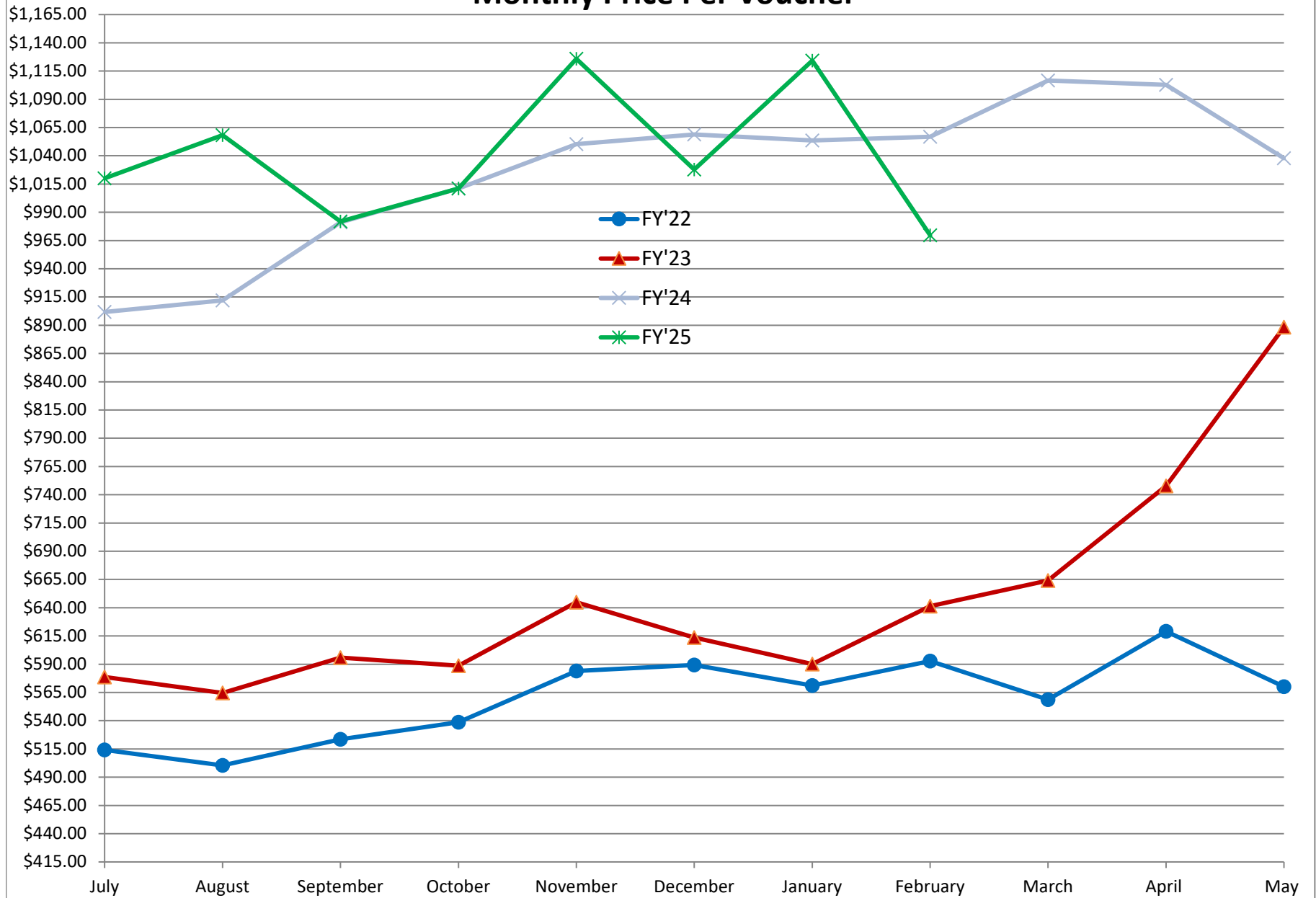
## Submitted Voucher Amount



## Average Voucher Price Fiscal Year to Date



## Monthly Price Per Voucher





Pending UCD Cases as of March 7, 2025

UCD	FELONY				MISDEMEANOR				CIVIL VIOLATION			ALL CASES			
	Pending	On DD	No IA	% No IA	Pending	On DD	No IA	% No IA	Pending	No IA	% No IA	Pending	On DD	No IA	% No IA
Androscoggin	737	103	45	6.1%	1,409	239	261	18.5%	22	13	59.1%	2,168	342	319	14.7%
Aroostook	517	120	39	7.5%	742	241	136	18.3%	22	7	31.8%	1,281	361	182	14.2%
Caribou	96	25	7	7.3%	136	34	21	15.4%	9	4	44.4%	241	59	32	13.3%
Fort Kent	76	18	7	9.2%	148	63	27	18.2%	3	0	0.0%	227	81	34	15.0%
Houlton	143	25	9	6.3%	205	71	34	16.6%	6	1	16.7%	354	96	44	12.4%
Presque Isle	202	52	16	7.9%	253	73	54	21.3%	4	2	50.0%	459	125	72	15.7%
Cumberland	1,358	229	105	7.7%	3,358	588	560	16.7%	88	38	43.2%	4,804	817	703	14.6%
Bridgton	22	8	0	0.0%	307	54	63	20.5%	18	10	55.6%	347	62	73	21.0%
Portland	1,313	216	100	7.6%	2,702	449	423	15.7%	44	14	31.8%	4,059	665	537	13.2%
West Bath	23	5	5	21.7%	349	85	74	21.2%	26	14	53.8%	398	90	93	23.4%
Franklin	134	30	5	3.7%	333	90	67	20.1%	7	3	42.9%	474	120	75	15.8%
Hancock	249	31	15	6.0%	409	67	96	23.5%	29	21	72.4%	687	98	132	19.2%
Kennebec	593	110	47	7.9%	1,436	325	298	20.8%	21	9	42.9%	2,050	435	354	17.3%
Augusta	561	103	47	8.4%	900	204	184	20.4%	20	9	45.0%	1,481	307	240	16.2%
Waterville	32	7	0	0.0%	536	121	114	21.3%	1	0	0.0%	569	128	114	20.0%
Knox	202	18	16	7.9%	527	87	97	18.4%	7	1	14.3%	736	105	114	15.5%
Lincoln	174	32	17	9.8%	418	120	103	24.6%	8	3	37.5%	600	152	123	20.5%
Oxford	461	81	44	9.5%	858	194	184	21.4%	18	13	72.2%	1,337	275	241	18.0%
Bridgton	42	13	1	2.4%	86	18	19	22.1%	1	1	100.0%	129	31	21	16.3%
Rumford	182	24	16	8.8%	353	56	66	18.7%	8	5	62.5%	543	80	87	16.0%
South Paris	237	44	27	11.4%	419	120	99	23.6%	9	7	77.8%	665	164	133	20.0%
Penobscot	799	26	85	10.6%	1,501	30	422	28.1%	59	37	62.7%	2,359	56	544	23.1%
Bangor	781	25	83	10.6%	1,124	20	277	24.6%	9	3	33.3%	1,914	45	363	19.0%
Lincoln	4	0	0	0.0%	134	5	49	36.6%	38	25	65.8%	176	5	74	42.0%
Newport	14	1	2	14.3%	243	5	96	39.5%	12	9	75.0%	269	6	107	39.8%
Piscataquis	39	0	9	23.1%	96	2	34	35.4%	16	6	37.5%	151	2	49	32.5%
Sagadahoc	170	45	9	5.3%	415	139	111	26.7%	15	2	13.3%	600	184	122	20.3%
Somerset	299	58	16	5.4%	518	126	93	18.0%	27	15	55.6%	844	184	124	14.7%
Waldo	201	42	14	7.0%	325	109	64	19.7%	6	3	50.0%	532	151	81	15.2%
Washington	163	16	9	5.5%	260	45	26	10.0%	24	11	45.8%	447	61	46	10.3%
Calais	72	6	3	4.2%	112	17	7	6.3%	7	1	14.3%	191	23	11	5.8%
Machias	91	10	6	6.6%	148	28	19	12.8%	17	10	58.8%	256	38	35	13.7%
York	752	133	105	14.0%	2,440	720	556	22.8%	48	17	35.4%	3,240	853	678	20.9%
TOTAL	6,848	1,074	580	8.5%	15,045	3,122	3,108	20.7%	417	199	47.7%	22,310	4,196	3,887	17.4%

Columns	
Pending	Number of cases having at least one charge without a disposition, and without a currently active warrant.
On DD	Number of pending cases with an Order of Deferred Disposition entered.
No IA	Number of pending cases with a complaint filed, but not having an initial appearance or arraignment held or waived.
% No IA	Percent of pending cases without an initial appearance/arraignment.

Cases are categorized based on the most serious offense charged. Local ordinance violations filed with the court are not included in the reported counts.

# Change in Pending UCD Cases, March 2024 to March 2025

Pending cases as of March 7 of each year

UCD	FELONY			MISDEMEANOR			CIVIL VIOLATION			ALL CASES		
	2024	2025	% Diff	2024	2025	% Diff	2024	2025	% Diff	2024	2025	% Diff
Androscoggin	768	737	-4.0%	1,533	1,409	-8.1%	6	22	266.7%	2,307	2,168	-6.0%
Aroostook	542	517	-4.6%	897	742	-17.3%	34	22	-35.3%	1,473	1,281	-13.0%
Caribou	102	96	-5.9%	145	136	-6.2%	12	9	-25.0%	259	241	-6.9%
Fort Kent	86	76	-11.6%	203	148	-27.1%	6	3	-50.0%	295	227	-23.1%
Houlton	150	143	-4.7%	236	205	-13.1%	8	6	-25.0%	394	354	-10.2%
Presque Isle	204	202	-1.0%	313	253	-19.2%	8	4	-50.0%	525	459	-12.6%
Cumberland	1,310	1,358	3.7%	3,642	3,358	-7.8%	85	88	3.5%	5,037	4,804	-4.6%
Bridgton	25	22	-12.0%	290	307	5.9%	15	18	20.0%	330	347	5.2%
Portland	1,263	1,313	4.0%	2,884	2,702	-6.3%	47	44	-6.4%	4,194	4,059	-3.2%
West Bath	22	23	4.5%	468	349	-25.4%	23	26	13.0%	513	398	-22.4%
Franklin	162	134	-17.3%	413	333	-19.4%	88	7	-92.0%	663	474	-28.5%
Hancock	377	249	-34.0%	609	409	-32.8%	32	29	-9.4%	1,018	687	-32.5%
Kennebec	606	593	-2.1%	1,430	1,436	0.4%	18	21	16.7%	2,054	2,050	-0.2%
Augusta	570	561	-1.6%	922	900	-2.4%	15	20	33.3%	1,507	1,481	-1.7%
Waterville	36	32	-11.1%	508	536	5.5%	3	1	-66.7%	547	569	4.0%
Knox	198	202	2.0%	484	527	8.9%	8	7	-12.5%	690	736	6.7%
Lincoln	155	174	12.3%	382	418	9.4%	6	8	33.3%	543	600	10.5%
Oxford	432	461	6.7%	867	858	-1.0%	16	18	12.5%	1,315	1,337	1.7%
Bridgton	35	42	20.0%	63	86	36.5%	1	1	0.0%	99	129	30.3%
Rumford	160	182	13.8%	371	353	-4.9%	8	8	0.0%	539	543	0.7%
South Paris	237	237	0.0%	433	419	-3.2%	7	9	28.6%	677	665	-1.8%
Penobscot	760	799	5.1%	1,746	1,501	-14.0%	72	59	-18.1%	2,578	2,359	-8.5%
Bangor	727	781	7.4%	1,302	1,124	-13.7%	20	9	-55.0%	2,049	1,914	-6.6%
Lincoln	9	4	-55.6%	185	134	-27.6%	34	38	11.8%	228	176	-22.8%
Newport	24	14	-41.7%	259	243	-6.2%	18	12	-33.3%	301	269	-10.6%
Piscataquis	29	39	34.5%	70	96	37.1%	40	16	-60.0%	139	151	8.6%
Sagadahoc	183	170	-7.1%	435	415	-4.6%	15	15	0.0%	633	600	-5.2%
Somerset	240	299	24.6%	426	518	21.6%	7	27	285.7%	673	844	25.4%
Waldo	166	201	21.1%	341	325	-4.7%	3	6	100.0%	510	532	4.3%
Washington	137	163	19.0%	263	260	-1.1%	24	24	0.0%	424	447	5.4%
Calais	60	72	20.0%	115	112	-2.6%	9	7	-22.2%	184	191	3.8%
Machias	77	91	18.2%	148	148	0.0%	15	17	13.3%	240	256	6.7%
York	919	752	-18.2%	3,333	2,440	-26.8%	114	48	-57.9%	4,366	3,240	-25.8%
TOTAL	6,984	6,848	-1.9%	16,871	15,045	-10.8%	568	417	-26.6%	24,423	22,310	-8.7%

Columns	
2024	Number of cases having at least one charge without a disposition, and without a currently active warrant as of March 7, 2024
2025	Number of cases having at least one charge without a disposition, and without a currently active warrant as of March 7, 2025
% Diff	Percent change in pending cases from 2024 to 2025. Red percentages represent an increase, green percentages a decrease.

Cases are categorized based on the most serious offense charged. Local ordinance violations filed with the courts are not included in the reported counts.

# Change in Pending UCD Cases, March 2019 to March 2025

Pending cases as of March 7 of each year

UCD	FELONY			MISDEMEANOR			CIVIL VIOLATION			ALL CASES		
	2019	2025	% Diff	2019	2025	% Diff	2019	2025	% Diff	2019	2025	% Diff
Androscoggin	380	737	93.9%	1,324	1,409	6.4%	19	22	15.8%	1,723	2,168	25.8%
Aroostook	323	517	60.1%	587	742	26.4%	41	22	-46.3%	951	1,281	34.7%
Caribou	61	96	57.4%	141	136	-3.5%	6	9	50.0%	208	241	15.9%
Fort Kent	33	76	130.3%	102	148	45.1%	7	3	-57.1%	142	227	59.9%
Houlton	101	143	41.6%	129	205	58.9%	6	6	0.0%	236	354	50.0%
Presque Isle	128	202	57.8%	215	253	17.7%	22	4	-81.8%	365	459	25.8%
Cumberland	795	1,358	70.8%	2,434	3,358	38.0%	122	88	-27.9%	3,351	4,804	43.4%
Bridgton	10	22	120.0%	189	307	62.4%	25	18	-28.0%	224	347	54.9%
Portland	766	1,313	71.4%	1,930	2,702	40.0%	73	44	-39.7%	2,769	4,059	46.6%
West Bath	19	23	21.1%	315	349	10.8%	24	26	8.3%	358	398	11.2%
Franklin	90	134	48.9%	268	333	24.3%	6	7	16.7%	364	474	30.2%
Hancock	212	249	17.5%	436	409	-6.2%	44	29	-34.1%	692	687	-0.7%
Kennebec	317	593	87.1%	1,071	1,436	34.1%	61	21	-65.6%	1,449	2,050	41.5%
Augusta	304	561	84.5%	607	900	48.3%	35	20	-42.9%	946	1,481	56.6%
Waterville	13	32	146.2%	464	536	15.5%	26	1	-96.2%	503	569	13.1%
Knox	130	202	55.4%	296	527	78.0%	2	7	250.0%	428	736	72.0%
Lincoln	99	174	75.8%	208	418	101.0%	4	8	100.0%	311	600	92.9%
Oxford	205	461	124.9%	458	858	87.3%	26	18	-30.8%	689	1,337	94.0%
Bridgton	25	42	68.0%	73	86	17.8%	7	1	-85.7%	105	129	22.9%
Rumford	91	182	100.0%	174	353	102.9%	8	8	0.0%	273	543	98.9%
South Paris	89	237	166.3%	211	419	98.6%	11	9	-18.2%	311	665	113.8%
Penobscot	369	799	116.5%	1,082	1,501	38.7%	148	59	-60.1%	1,599	2,359	47.5%
Bangor	357	781	118.8%	864	1,124	30.1%	103	9	-91.3%	1,324	1,914	44.6%
Lincoln	6	4	-33.3%	46	134	191.3%	22	38	72.7%	74	176	137.8%
Newport	6	14	133.3%	172	243	41.3%	23	12	-47.8%	201	269	33.8%
Piscataquis	17	39	129.4%	58	96	65.5%	26	16	-38.5%	101	151	49.5%
Sagadahoc	77	170	120.8%	212	415	95.8%	26	15	-42.3%	315	600	90.5%
Somerset	130	299	130.0%	475	518	9.1%	74	27	-63.5%	679	844	24.3%
Waldo	104	201	93.3%	239	325	36.0%	3	6	100.0%	346	532	53.8%
Washington	104	163	56.7%	178	260	46.1%	39	24	-38.5%	321	447	39.3%
Calais	29	72	148.3%	75	112	49.3%	7	7	0.0%	111	191	72.1%
Machias	75	91	21.3%	103	148	43.7%	32	17	-46.9%	210	256	21.9%
York	779	752	-3.5%	2,511	2,440	-2.8%	95	48	-49.5%	3,385	3,240	-4.3%
<b>TOTAL</b>	<b>4,131</b>	<b>6,848</b>	<b>65.8%</b>	<b>11,837</b>	<b>15,045</b>	<b>27.1%</b>	<b>736</b>	<b>417</b>	<b>-43.3%</b>	<b>16,704</b>	<b>22,310</b>	<b>33.6%</b>

## Columns

<b>2019</b>	Number of cases having at least one charge without a disposition, and without a currently active warrant as of March 7, 2019
<b>2025</b>	Number of cases having at least one charge without a disposition, and without a currently active warrant as of March 7, 2025
<b>% Diff</b>	Percent change in pending cases from 2019 to 2025. Red percentages represent an increase, green percentages a decrease.

Cases are categorized based on the most serious offense charged. Local ordinance violations filed with the courts are not included in the reported counts.