

**MAINE COMMISSION ON
PUBLIC DEFENSE SERVICES**

September 17, 2024

**Commissioner's
Meeting Packet**

MAINE COMMISSION ON PUBLIC DEFENSE SERVICES

SEPTEMBER 17, 2024 MEETING AGENDA

- 1) Approval of the August 26, 2024 Commission Meeting Minutes
- 2) Executive Session (if needed)
- 3) Report of the Executive Director
 - a. Operations report
 - b. Public Defender staffing and office report
- 4) Set Date, Time and Location of Next Regular Meeting of the Commission
- 5) Public Comment

Maine Commission on Public Defense Services – Commissioners Meeting
August 26, 2024
Meeting Minutes

Commissioners Present: Donald Alexander, Michael Carey, Roger Katz, Kimberly Monaghan, David Soucy, & Josh Tardy

PDS Staff Present: Executive Director Jim Billings and Deputy Executive Director Ellie Maciag.

Agenda Item:	Discussion/Outcome:
Approval of the July 22, 2024 Meeting Minutes	Commissioner Alexander suggested minor edits to the minutes. Commissioner Katz moved to approve the minutes with the edits suggested by Commissioner Alexander, seconded by Commissioner Soucy. All voted in favor; approved.
Executive Session	Commissioner Katz moved to go into the executive session for the purpose of discussing pending litigation, seconded by Commissioner Alexander. All voted in favor; motion prevailed, and the Commission went into executive session. The Commission returned from executive session.
Report of the Executive Director	<p>Executive Director Billings provided the following report:</p> <p>Dollar amounts of vouchers continue to rise as the \$150 hourly rate is included in a higher percentage of vouchers. We surveyed attorneys about their billing practices to see if the change to encourage monthly billing has impacted billing practices. Approximately 1/3 of the respondents indicated that they bill monthly, 1/3 wait until the end of the case, and roughly 1/3 included a mixture of billing every 90 days or waiting for a particular event. The unrepresented list has been hovering around 700-900 people since May. Audit Counsel Art Washer ran calculations and estimated that the unrepresented list amounts to approximately \$2 million of unbilled attorney fees.</p> <p>The number of attorneys on the active roster remains around 150, of which approximately 34 are taking trial-level child protective cases and 35 are taking adult criminal cases.</p> <p>As of last week, 289 attorneys completed the 2024 annual renewals. The deadline was July 15th and we gave a 30-day grace period. We have been following up to try to get more attorneys to renew.</p>

Agenda Item:	Discussion/Outcome:
	<p>Public Defender Offices: The Caribou office is still under construction. Toby Jandreau is still working with the RDU. Some of the RDU members have been redirected to different offices. Max Coolidge was hired as the District Defender for the Downeast Office. Jesse Archer was hired as the District Defender for the Tri-County (Androscoggin, Oxford, and Franklin) Office. The Downeast, Tri-County, and Highlands offices are all hiring for assistant defenders. Molly Owens has been hired as the Parents Counsel Division Chief.</p>
Budget	<p><u>Executive Director Billings:</u></p> <p>Deputy Executive Director Maciag included an Excel sheet containing the budget proposal. The initiatives are included in order of priority.</p> <p>One initiative is to hire staff dedicated to make individual phone calls to attorneys to try to find counsel for unrepresented persons. There is also a proposal to increase the number of parents attorneys so that there are enough employed counsel to represent one parent in 1/3 of the PC cases in the state.</p> <p>We are also asking for more central office staff. We have close to 70 employees now and 85-90 authorized positions. We've quadrupled the size of our agency in the last year. We cannot continue with the skeleton crew we have.</p> <p>There is a request for FY27 to increase the number of employed parents counsel so there are enough to represent one parent in half of the PC cases in the state. Initiatives 10-11 are for the appellate and PCR public defender units. We are also asking for positions for interns. Initiative 13 is to get authorization to expand the Rural Practice Clinic to other parts of the state. We would also explore cooperation with universities to provide housing for students to practice in the clinics.</p> <p>The appropriations for "all other" are going to increase for FY 26-27—despite the expansion of public defender offices—because of arrears billing from assigned counsel. The \$12 million is not the total; it is the amount over baseline. We estimate having \$45 million in billable hours (300,000 x \$150).</p> <p>We are working on increasing the starting pay for AD II's. We have had several candidates withdraw their applications when they found out the starting pay.</p>

Agenda Item:	Discussion/Outcome:
	<p>Another proposal is to pay a stipend to encourage attorneys to take cases of certain types or in certain underserved geographic areas.</p> <p>Chair Tardy asked whether the Commission needs to take any action on the budget because this is just a proposal for Executive Director Billings to submit to DAFS for their review. AAG Hudson-MacRae responded that the Commission does need to approve and submit a budget.</p> <p>Chair Tardy and Commissioner Alexander expressed support for the budget.</p> <p>Commissioner Carey expressed hesitance about the stipend idea and proposed a pilot project for it. Executive Director Billings replied that Oregon is the pilot; Oregon has had success with placing cases with stipends. Commissioner Alexander supports the stipend proposal. Commissioner Carey said he supports a graduated payment structure, but this seems like a back-door way to do that. He is concerned about the process being fair. Commissioner Katz shares some of Commissioner Carey's concerns. He also worries about how some people might perceive this as a request for a higher rate of pay, especially in light of the hourly rate increase to \$150. Discussion ensued about the hourly rate increase, the backlog, and the unrepresented list. Executive Director Billings said Oregon did a market analysis and found that private attorneys were making \$334 per hour. He added that we need to do that in Maine.</p> <p>Commissioner Alexander moved to approve the budget proposal, seconded by Commissioner Carey. All voted in favor; approved.</p>
<p>Review of Recommended Decision <i>In re: Daniel Feldman Case Nos. 2023-33 and 2023-34</i></p>	<p>Commissioner Alexander left the meeting because he was the presiding officer in these matters.</p> <p>AAG Hudson-MacRae provided an overview of the Commission's options, which are to adopt, modify, or reject the presiding officer's recommended decisions, or to send the cases back to the presiding officer for the taking of more evidence.</p> <p>The Commission first addressed the recommended decision on case number 2023-34: Commissioner Carey moved to adopt the recommended decision, seconded by Commissioner Katz. No discussion. Chair Tardy, Commissioner Carey, Commissioner Katz, and Commissioner Soucy voted in favor. No one voted against. The recommended decision was adopted.</p>

Agenda Item:	Discussion/Outcome:
	<p>The Commission then addressed case number 2023-33: Commissioner Carey moved to adopt the recommended decision, seconded by Chair Tardy. No discussion. Chair Tardy, Commissioner Carey, Commissioner Katz, and Commissioner Soucy voted in favor. No one voted against. The recommended decision was adopted.</p> <p>Commissioner Carey moved to authorize Chair Tardy to sign all documents necessary to transmit this decision consistent with the Commission’s votes, seconded by Chair Tardy. No discussion. Chair Tardy, Commissioner Carey, Commissioner Katz, and Commissioner Soucy voted in favor. No one voted against. The motion prevailed.</p>
Chapter 5	<p>Executive Director Billings explained that there was previously a public hearing on this proposed Rule, that there was stakeholder feedback, and that staff tried to address the public comments in the recent revisions.</p> <p>Commissioner Carey moved to put the Rule back out for public comment, but not hold another public hearing. Seconded by Commissioner Alexander. No discussion. Chair Tardy, Commissioner Carey, Commissioner Katz, Commissioner Alexander, and Commissioner Soucy voted in favor. No one voted against. The motion prevailed.</p>
Public Comment	<p><u>Robert Ruffner, Esq.:</u> Offering different rates of pay may have unintended consequences. Neil Prendergast and I have been doing the 7-day reviews in Aroostook and it can be exhausting. We have brought on two other attorneys. It is not “easy work.” I support the budget initiatives.</p>
Adjournment	<p>The next meeting will be held on September 17, 2024 at 1:00PM.</p>

MAINE COMMISSION ON PUBLIC DEFENSE SERVICES

August 2024 Operations Report

- 2,382 new cases were opened in the defenderData system. This was a 193 case decrease from July. Year to date, new cases are down 18.2% from last year from 6,060 at this time last year to 4,954 this year.
- The number of vouchers submitted electronically was 3,623 an increase of 4 vouchers from July, totaling \$3,892,617, an increase of \$36,398 from July. Year to date, the number of submitted vouchers is up by approximately 6.6%, from 6,786 at this time last year to 7,237 this year, with the total amount for submitted vouchers up approximately 23.5%, from \$6,266,124 at this time last year to \$7,740,400 this year.
- We paid 3,369 electronic vouchers totaling \$3,565,416 representing a decrease of 259 vouchers and a decrease of \$135,305 compared to July. Year to date, the number of paid vouchers is up approximately 4.2%, from 6,714 vouchers at this time last year to 6,997 this year, and the total amount paid is up approximately 19.3%, from \$6,085,589 this time last year to \$7,266,137 this year.
- The average price per voucher was \$1,058.30 up \$38.26 per voucher from July. Year to date, the average price per voucher is up approximately 14.5%, from \$906.40 at this time last year to \$1,038.46 this year.
- Central Office Resource Counsel and Post Conviction Review had the highest average voucher total. There were 28 vouchers exceeding \$7,500 paid in August. See attached addendum for details.
- We issued 158 authorizations to expend funds: 68 for private investigators, 62 for experts, and 28 for miscellaneous services such as interpreters and transcriptionists. We paid \$238,565 for experts and investigators, etc. Nine requests were denied.
- There were no attorney suspensions.
- In the All Other Account, the total expenses were \$3,944,070. Approximately \$94,927 was devoted to the Commission's operating expenses.
- In the Personal Services Accounts, we had \$323,300 in expenses.
- The July transfer from the Judicial Branch for collected counsel fees was \$23,597.
- As of September 12, 2024, there are 146 rostered attorneys of which 96 are available for trial court level work.

- For the first 2 months of this fiscal year, submitted hours are up approximately 11% over the same 2-month period last year. And August 2024 submitted hours are 7.3% greater than August 2023 submitted hours.

Submitted Hours													
	July	Aug	Sept	Oct	Nov	Dec	Jan	Feb	Mar	April	May	June	Yearly Total
FY21	13,652	15,225	17,333	20,420	17,399	17,244	19,813	17,753	31,671	17,869	19,037	19,270	226,687
FY22	19,764	21,749	19,882	22,228	17,828	17,286	22,006	21,357	24,885	19,723	19,551	21,195	247,454
FY23	19,890	22,083	20,470	20,125	20,820	21,997	21,823	20,666	23,273	19,878	25,420	25,109	261,556
FY24	22,635	24,596	22,244	21,813	22,643	23,608	28,859	28,903	26,406	25,109	30,260	25,911	302,875
FY25	26,031	26,409											52,440

Vouchers over \$7,500

Comment	Voucher Total	
Homicide	\$60,929.81	\$60,929.81
Gross Sexual Assault	\$29,239.76	\$55,231.68
Homicide	\$25,414.08	\$25,414.08
Homicide	\$22,313.05	\$77,382.02
Gross Sexual Assault	\$15,900.00	\$32,501.00
Aggravated Trafficking	\$14,145.00	\$14,145.00
Probation Violation	\$13,895.00	\$13,895.00
Unlawful Sexual Contact	\$13,215.00	\$41,730.00
Deceptive Business Practices	\$12,981.00	\$12,981.00
Aggravated Assault	\$12,964.00	\$12,964.00
Child Protection Petition	\$11,966.22	\$11,966.22
Kidnapping	\$11,835.00	\$22,652.95
Child Protection Petition	\$11,530.06	\$22,092.78
Appeal - Manslaughter	\$11,445.00	\$11,445.00
PCR - Homicide	\$11,212.90	\$22,320.90
PCR - Gross Sexual Assault	\$11,040.00	\$11,040.00
Kidnapping	\$10,428.60	\$10,428.60
Homicide	\$10,075.00	\$18,018.95
Domestic Violence Assault	\$9,752.00	\$9,752.00
Appeal - Homicide	\$9,660.00	\$9,660.00
Aggravated Trafficking	\$8,115.00	\$8,115.00
PCR - Homicide	\$7,996.46	\$7,996.46
Homicide	\$7,912.00	\$7,912.00
Aggravated Assault	\$7,831.00	\$7,831.00
Child Protection Petition	\$7,758.08	\$9,890.08
Child Protection Petition	\$7,710.00	\$14,820.00
Appeal - TPR	\$7,665.00	\$7,665.00
Child Protection Petition	\$7,547.18	\$7,547.18

MAINE COMMISSION ON PUBLIC DEFENSE SERVICES

Activity Report by Case Type

8/31/2024

DefenderData Case Type	Aug-24						Fiscal Year 2025			
	New Cases	Vouchers Submitted	Submitted Amount	Vouchers Paid	Approved Amount	Average Amount	Cases Opened	Vouchers Paid	Amount Paid	Average Amount
Appeal	18	37	\$105,768.39	20	\$ 49,801.34	\$2,490.07	31	48	\$ 105,696.54	\$2,202.01
Central Office Resource Counsel	0	4	\$5,760.00	2	\$ 2,085.00	\$1,042.50	0	3	\$ 6,930.00	\$2,310.00
Child Protection Petition	143	474	\$620,207.76	488	\$ 636,024.85	\$1,303.33	300	976	\$ 1,222,936.87	\$1,253.01
Drug Court	5	22	\$43,668.00	13	\$ 25,509.00	\$1,962.23	12	29	\$ 57,444.00	\$1,980.83
Emancipation	11	7	\$4,706.20	7	\$ 3,827.50	\$546.79	18	12	\$ 8,299.32	\$691.61
Felony	549	1,023	\$1,538,501.91	921	\$ 1,337,569.60	\$1,452.30	1,164	1,848	\$ 2,625,130.64	\$1,420.53
Involuntary Civil Commitment	107	85	\$39,580.35	70	\$ 35,167.25	\$502.39	199	194	\$ 96,686.35	\$498.38
Juvenile	87	142	\$153,192.42	115	\$ 119,701.79	\$1,040.89	158	262	\$ 258,767.60	\$987.66
Lawyer of the Day - Custody	272	295	\$199,066.90	258	\$ 174,246.60	\$675.37	567	586	\$ 406,363.60	\$693.45
Lawyer of the Day - Juvenile	8	7	\$3,225.00	8	\$ 4,194.80	\$524.35	15	23	\$ 11,738.30	\$510.36
Lawyer of the Day - Walk-in	149	132	\$85,837.80	106	\$ 68,287.50	\$644.22	290	254	\$ 163,700.45	\$644.49
MCILS Provided Training	9	29	\$18,098.48	87	\$ 63,649.95	\$731.61	150	133	\$ 84,987.79	\$639.01
Misdemeanor	863	1,079	\$782,776.51	1,002	\$ 758,370.90	\$756.86	1,713	2,056	\$ 1,553,138.10	\$755.42
Petition, Modified Release Treatment	0	5	\$10,858.50	3	\$ 2,668.50	\$889.50	1	4	\$ 4,843.50	\$1,210.88
Petition, Release or Discharge	0	3	\$3,240.00	2	\$ 2,475.00	\$1,237.50	0	4	\$ 8,977.00	\$2,244.25
Petition,Termination of Parental Rights	0	9	\$8,650.00	12	\$ 27,951.06	\$2,329.26	0	23	\$ 57,042.06	\$2,480.09
Post Conviction Review	0	18	\$45,307.75	15	\$ 43,884.36	\$2,925.62	1	30	\$ 78,250.74	\$2,608.36
Probate	1	6	\$11,766.67	3	\$ 5,582.00	\$1,860.67	2	7	\$ 13,322.00	\$1,903.14
Probation Violation	128	160	\$146,318.72	157	\$ 129,925.55	\$827.55	276	323	\$ 273,274.02	\$846.05
Represent Witness on 5th Amendment	3	4	\$2,190.00	4	\$ 2,190.00	\$547.50	4	6	\$ 3,795.00	\$632.50
Resource Counsel Criminal	0	3	\$1,395.00	4	\$ 1,950.00	\$487.50	0	9	\$ 5,220.00	\$580.00
Resource Counsel Juvenile	0	1	\$105.00	1	\$ 105.00	\$105.00	0	2	\$ 120.00	\$60.00
Resource Counsel Mental Health	0	0		0			0	1	\$ 135.00	\$135.00
Resource Counsel NCR	0	0		0			0	0		
Resource Counsel Protective Custody	0	2	\$1,650.00	1	\$ 480.00	\$480.00	0	3	\$ 2,760.00	\$920.00
Review of Child Protection Order	0	54	\$47,504.88	48	\$ 55,818.68	\$1,162.89	0	120	\$ 187,214.51	\$1,560.12
Revocation of Administrative Release	0	0		1	\$ 1,335.00	\$1,335.00	0	3	\$ 5,925.00	\$1,975.00
Weapons Restrictions Case	29	22	\$13,241.08	21	\$ 12,615.00	\$600.71	53	38	\$ 23,439.50	\$616.83
TOTAL	2,382	3,623	\$3,892,617.32	3,369	\$ 3,565,416.23	\$1,058.30	4,954	6,997	\$ 7,266,137.89	\$1,038.46

MAINE COMMISSION ON PUBLIC DEFENSE SERVICES

Activity Report by Court

8/31/2024

Court	Aug-24						Fiscal Year 2025			
	New Cases	Vouchers Submitted	Submitted Amount	Vouchers Paid	Approved Amount	Average Amount	Cases Opened	Vouchers Paid	Amount Paid	Average Amount
ALFSC	2	0		0			2	1	\$ 1,215.00	\$1,215.00
AUBSC	0	1	\$975.00	0			1	5	\$ 4,540.00	\$908.00
AUGDC	30	60	\$90,577.45	58	\$ 81,488.53	\$1,404.97	71	116	\$ 186,128.59	\$1,604.56
AUGSC	4	9	\$16,895.50	6	\$ 7,940.50	\$1,323.42	5	9	\$ 16,617.50	\$1,846.39
BANDC	65	68	\$43,741.50	104	\$ 97,465.50	\$937.17	122	202	\$ 162,284.50	\$803.39
BANSC	0	1	\$924.60	1	\$ 924.60	\$924.60	0	3	\$ 2,244.60	\$748.20
BATSC	0	0		0			0	0		
BELDC	4	15	\$12,734.67	18	\$ 24,087.10	\$1,338.17	10	33	\$ 33,388.90	\$1,011.78
BELSC	0	0		0			0	0		
BIDDC	50	86	\$67,288.80	69	\$ 59,787.00	\$866.48	86	166	\$ 145,270.88	\$875.13
BRIDC	9	17	\$16,107.04	12	\$ 16,355.50	\$1,362.96	17	26	\$ 31,593.35	\$1,215.13
CALDC	5	12	\$7,054.00	10	\$ 4,886.50	\$488.65	8	15	\$ 7,676.50	\$511.77
CARDC	5	26	\$31,757.50	21	\$ 27,550.00	\$1,311.90	15	38	\$ 57,361.80	\$1,509.52
CARSC	0	0		0			1	0		
DOVDC	2	10	\$16,501.50	12	\$ 10,445.50	\$870.46	4	22	\$ 18,589.00	\$844.95
DOVSC	0	0		0			0	0		
ELLDC	7	28	\$30,248.00	34	\$ 48,255.50	\$1,419.28	14	55	\$ 68,048.50	\$1,237.25
ELLSC	0	0		1	\$ 1,382.00	\$ 1,382.00	1	1	\$ 1,382.00	\$1,382.00
FARDC	19	20	\$22,095.56	20	\$ 21,970.31	\$1,098.52	32	36	\$ 32,615.31	\$905.98
FARSC	1	0		1	\$ 1,005.00	\$ 1,005.00	2	1	\$ 1,005.00	\$1,005.00
FORDC	3	16	\$13,362.50	11	\$ 8,835.00	\$803.18	4	19	\$ 12,684.50	\$667.61
HOUDC	9	21	\$31,591.68	17	\$ 24,002.18	\$1,411.89	17	27	\$ 31,773.18	\$1,176.78
HOUSC	0	1	\$ 585.00	1	\$ 585.00	\$585.00	0	1	\$ 585.00	\$585.00
LEWDC	44	86	\$105,684.50	66	\$ 75,551.10	\$1,144.71	68	168	\$ 203,113.45	\$1,209.01
LINDC	3	12	\$12,633.22	7	\$ 6,638.00	\$948.29	13	16	\$ 15,094.00	\$943.38
MACDC	3	15	\$21,065.50	19	\$ 25,965.50	\$1,366.61	3	30	\$ 41,298.00	\$1,376.60
MACSC	0	0		0			0	0		
MADDC	0	0		0			0	0		
MILDC	0	0		0			2	3	\$ 17,344.12	\$5,781.37
NEWDC	9	22	\$16,891.50	34	\$ 25,090.50	\$737.96	22	57	\$ 40,620.50	\$712.64
PORDC	71	103	\$105,575.91	91	\$ 103,890.80	\$1,141.66	123	228	\$ 209,198.50	\$917.54
PORSC	1	1	\$1,219.00	2	\$ 2,696.50	\$1,348.25	3	5	\$ 6,758.50	\$1,351.70
PREDC	2	19	\$25,537.50	8	\$ 25,040.06	\$3,130.01	12	30	\$ 62,282.69	\$2,076.09
RODC	13	25	\$24,702.30	20	\$ 24,404.00	\$1,220.20	23	34	\$ 41,258.66	\$1,213.49
ROCSC	1	0		0			1	0		
RUMDC	3	29	\$46,008.50	27	\$ 51,741.56	\$1,916.35	8	50	\$ 86,833.81	\$1,736.68
SKODC	16	41	\$53,609.15	49	\$ 54,991.55	\$1,122.28	34	123	\$ 146,558.75	\$1,191.53
SKOSC	0	0		0			0	0		
SODUC	1	10	\$15,211.48	6	\$ 3,890.00	\$648.33	6	24	\$ 39,952.40	\$1,664.68
SOUSC	0	2	\$1,125.00	1	\$ 1,050.00	\$1,050.00	1	1	\$ 1,050.00	\$1,050.00
SPRDC	1	13	\$20,356.00	10	\$ 22,970.00	\$2,297.00	2	22	\$ 44,081.50	\$2,003.70
Law Ct	13	33	\$83,882.57	18	\$ 44,941.34	\$2,496.74	23	42	\$ 97,404.54	\$2,319.16
Training	10	34	\$24,338.48	89	\$ 65,119.95	\$731.68	150	140	\$ 95,937.79	\$685.27
YORCD	267	399	\$514,556.22	420	\$ 543,814.12	\$1,294.80	550	806	\$ 995,784.19	\$1,235.46
ARODC	142	247	\$252,615.69	184	\$ 190,310.92	\$1,034.30	278	476	\$ 415,305.62	\$872.49
ANDCD	171	319	\$277,959.56	243	\$ 198,925.06	\$818.62	402	549	\$ 481,086.12	\$876.30
KENCD	140	207	\$183,989.98	176	\$ 166,989.25	\$948.80	270	382	\$ 354,441.75	\$927.86
PENCD	238	320	\$320,045.71	351	\$ 318,068.69	\$906.18	473	582	\$ 576,327.54	\$990.25
SAGCD	50	47	\$61,143.08	52	\$ 71,789.58	\$1,380.57	86	99	\$ 115,159.04	\$1,163.22
WALCD	52	70	\$67,421.30	52	\$ 52,910.36	\$1,017.51	126	115	\$ 116,157.32	\$1,010.06
PISCD	14	14	\$12,213.00	27	\$ 19,113.00	\$707.89	33	42	\$ 36,700.00	\$873.81
HANCD	49	73	\$68,581.93	76	\$ 63,887.93	\$840.63	97	178	\$ 155,162.84	\$871.70
FRACD	36	66	\$67,857.62	59	\$ 64,507.44	\$1,093.35	64	127	\$ 119,912.77	\$944.20
WASCD	46	48	\$174,359.99	65	\$ 68,602.00	\$1,055.42	97	118	\$ 126,079.33	\$1,068.47
CUMCD	405	495	\$501,799.13	427	\$ 494,779.61	\$1,158.73	818	919	\$ 1,034,942.86	\$1,126.16
KNODC	81	79	\$64,110.15	74	\$ 66,465.75	\$898.19	166	142	\$ 135,998.96	\$957.74
SOMCD	82	162	\$132,989.25	97	\$ 67,618.10	\$697.09	197	197	\$ 162,246.64	\$823.59
OXFCD	96	118	\$104,943.18	106	\$ 84,345.10	\$795.71	192	237	\$ 186,096.23	\$785.22
LINCD	56	41	\$34,062.82	46	\$ 40,766.80	\$886.23	99	108	\$ 97,331.44	\$901.22
WATDC	19	34	\$30,780.80	25	\$ 22,708.40	\$908.34	41	75	\$ 78,816.10	\$1,050.88
WESDC	18	31	\$42,460.90	26	\$ 32,238.29	\$1,239.93	28	56	\$ 59,338.19	\$1,059.61
WISDC	8	12	\$13,600.10	12	\$ 11,861.25	\$988.44	23	27	\$ 33,640.13	\$1,245.93
WISSC	0	0		0			0	0		
YORDC	5	4	\$6,816.00	7	\$ 14,738.00	\$2,105.43	7	11	\$ 20,679.50	\$1,879.95
TOTAL	2,382	3,623	\$3,892,617.32	3,369	\$3,565,416.23	\$1,058.30	4,954	6,997	\$7,266,137.89	\$1,034.46

MAINE COMMISSION ON PUBLIC DEFENSE SERVICES
FY25 FUND ACCOUNTING
AS OF 08/31/2024

Account 010 95F Z112 01 (All Other)		Mo.	Q1	Mo.	Q2	Mo.	Q3	Mo.	Q4	FY24 Total
FY25 Professional Services Allotment			\$ 13,195,654.02		\$ 9,868,538.00		\$ 8,868,534.00		\$ 3,868,528.00	\$ 35,801,254.02
FY25 General Operations Allotment			\$ -		\$ -		\$ -		\$ -	\$ -
			\$ -		\$ -		\$ -		\$ -	
			\$ -		\$ -		\$ -		\$ -	
Budget Order Adjustment			\$ -		\$ -		\$ -		\$ -	
Budget Order Adjustment			\$ -		\$ -		\$ -		\$ -	\$ -
Financial Order Adjustment			\$ 93,711.00		\$ 40,358.00		\$ 40,358.00		\$ 40,358.00	\$ 214,785.00
Total Budget Allotments			\$ 13,289,365.02		\$ 9,908,896.00		\$ 8,908,892.00		\$ 3,908,886.00	\$ 36,016,039.02
Total Expenses		1	\$ (4,011,950.43)	4	\$ -	7	\$ -	10	\$ -	
		2	\$ (3,944,070.03)	5	\$ -	8	\$ -	11	\$ -	
		3	\$ -	6	\$ -	9	\$ -	12	\$ -	
FY24 carry forward encumbrances			\$ -		\$ -		\$ -		\$ -	\$ 64,004.02
FY24 unencumbered balance forward			\$ -		\$ -		\$ -		\$ -	\$ 207,548.92
Transfer out			\$ -		\$ -		\$ -		\$ -	\$ (16,131.00)
Encumbrances (Justice Works)			\$ -		\$ -		\$ -		\$ -	\$ -
Encumbrances (Justice Works for PD users access)			\$ (26,202.00)		\$ -		\$ -		\$ -	\$ (26,202.00)
Encumbrances (B Taylor)			\$ (23,573.36)		\$ -		\$ -		\$ -	\$ (23,573.36)
Encumbrances (West Law online legal research)			\$ (10,082.18)		\$ -		\$ -		\$ -	\$ (10,082.18)
Encumbrance (CRPD summer interns)			\$ (102.39)		\$ -		\$ -		\$ -	\$ (102.39)
Encumbrance (K. Guillory contract for website maintenance)			\$ -		\$ -		\$ -		\$ -	\$ -
Encumbrance (business cards)			\$ -		\$ -		\$ -		\$ -	\$ -
Encumbrance (training videographer)			\$ -		\$ -		\$ -		\$ -	\$ -
Encumbrance (training speaker)			\$ (13,000.00)		\$ -		\$ -		\$ -	\$ (13,000.00)
Encumbrance (training speaker)			\$ -		\$ -		\$ -		\$ -	\$ -
Accrued expenses			\$ (2,250.00)		\$ -		\$ -		\$ -	\$ (2,250.00)
TOTAL REMAINING			\$ 5,258,134.63		\$ 9,908,896.00		\$ 8,908,892.00		\$ 3,908,886.00	\$ 27,984,808.63
Q1 Month 2										
INDIGENT LEGAL SERVICES										
Counsel Payments	\$ (3,610,577.08)						\$ 13,289,365.02			
Interpreters	\$ (2,136.20)						\$ -			
Private Investigators	\$ (50,167.59)						\$ (26,202.00)			
Mental Health Expert	\$ (52,505.42)						\$ (23,573.36)			
Misc Prof Fees & Serv	\$ (540.00)						\$ -			
Transcripts	\$ (44,450.52)						\$ (13,000.00)			
Other Expert	\$ (87,001.33)						\$ -			
Subpoena witness	\$ (10.22)						\$ -			
Process Servers	\$ (1,754.10)						\$ -			
SUB-TOTAL ILS	\$ (3,849,142.46)									
OPERATING EXPENSES										
Risk Management Insurances	\$ -						\$ (2,250.00)			
Barbara Taylor monthly fees	\$ (5,893.33)						\$ (7,956,020.46)			
OIT/TELCO	\$ (26,866.08)						\$ 5,258,134.63			
INDIGENT LEGAL SERVICES										
Q1 Allotment							\$ 13,289,365.02			
Encumbrances for Justice Works contract							\$ -			
Encumbrances for Justice Works contract for PD users access							\$ (26,202.00)			
Barbara Taylor Contract							\$ (23,573.36)			
Encumbrance for Videographer							\$ -			
Encumbrance for training speaker							\$ (13,000.00)			
Encumbrance for training speaker							\$ -			
Legal Case Management Accelerator User Assistance							\$ -			
Online Legal Research Services							\$ (10,082.18)			
Encumbrance (K. Guillory contract for website maintenance)							\$ -			
Encumbrance for CRPD summer interns							\$ (102.39)			
Accrued expenses							\$ (2,250.00)			
Expenses to date							\$ (7,956,020.46)			
Remaining Q1 Allotment							\$ 5,258,134.63			

MAINE COMMISSION ON PUBLIC DEFENSE SERVICES
FY25 FUND ACCOUNTING
AS OF 08/31/2024

Mileage/Tolls/Parking	\$	(3,278.20)
Mailing/Postage/Freight/Stamps	\$	(510.53)
West Publishing Corp	\$	(3,632.29)
PC & networking software license	\$	(9.99)
Office Supplies/Equip.	\$	(1,214.18)
Cellular Phones	\$	(835.23)
Periodicals/Books	\$	(7,408.02)
Employee/counsel lodging	\$	(749.00)
Service Center	\$	(11,382.73)
Business cards & envelopes	\$	(223.50)
NAPD Talen LMS subscription	\$	(3,000.00)
Legal Ads/Job Postings	\$	(3,575.64)
Dues	\$	(1,200.00)
Registration fees	\$	(945.00)
Postal set up fees	\$	(100.00)
Justice Works	\$	(7,539.00)
Miscellaneous travel expenses	\$	-
Staff meals & gratuity	\$	(153.33)
Jesse Archer CLE tuition	\$	-
CRPD summer interns-Atlantic Staffing	\$	(815.49)
L S Pozner - training speaker	\$	(9,000.00)
Tuition exp other than state	\$	(800.00)
Joshua Swan - training videographer	\$	(2,800.00)
Training rooms	\$	(426.62)
Training catered meals	\$	(2,569.41)
SUB-TOTAL OE	\$	(94,927.57)
TOTAL	\$	(3,944,070.03)

Non-Counsel Indigent Legal Services		
Monthly Total	\$	(238,565.38)
Total Q1	\$	504,830.83
Total Q2	\$	-
Total Q3	\$	-
Total Q4	\$	-
Fiscal Year Total	\$	504,830.83

MAINE COMMISSION ON PUBLIC DEFENSE SERVICES
FY25 FUND ACCOUNTING

Account 010 95F Z112 01 (Personal Services)	Mo.	Q1	Mo.	Q2	Mo.	Q3	Mo.	Q4	FY24 Total
FY25 Allotment		\$ 2,264,681.00		\$ 2,248,547.00		\$ 1,695,004.00		\$ 472,785.00	\$ 6,681,017.00
Financial Order Adjustments		\$ 592,717.00		\$ 592,715.00		\$ 308,317.00		\$ 291,167.00	\$ 1,784,916.00
Budget Order Adjustments		\$ -		\$ -		\$ -		\$ -	\$ -
Total Budget Allotments		\$ 2,857,398.00		\$ 2,841,262.00		\$ 2,003,321.00		\$ 763,952.00	\$ 8,465,933.00
Total Expenses	1	\$ (417,528.73)	4	\$ -	7	\$ -	10	\$ -	
	2	\$ (323,300.13)	5	\$ -	8	\$ -	11	\$ -	
	3	\$ -	6	\$ -	9	\$ -	12	\$ -	
TOTAL REMAINING		\$ 2,116,569.14		\$ 2,841,262.00		\$ 2,003,321.00		\$ 763,952.00	\$ 7,725,104.14

Q1 Month 2	
Standard Overtime	\$ (47.02)
Permanent Regular	\$ (183,999.10)
Perm Part Time Full Ben	\$ (5,528.09)
Perm Vacation Pay	\$ (11,968.94)
Perm Holiday Pay	\$ -
Sick Pay	\$ (6,125.90)
Employee hlth svs/workers comp	\$ (648.00)
Health Insurance	\$ (29,718.76)
Dental Insurance	\$ (790.12)
Employer Retiree Health	\$ (18,541.05)
Employer Retirement	\$ (13,073.78)
Employer Group Life	\$ (2,055.06)
Employer Medicare	\$ (3,066.93)
Retiree Unfunded Liability	\$ (35,765.62)
Longevity Pay	\$ (200.00)
Limited Period Regular	\$ (6,151.76)
Limited Per Vacation Pay	\$ -
Limited Per Holiday Pay	\$ -
Limit Per Sick Pay	\$ -
Retro lump sum pymt	\$ -
Project Regular	\$ (5,400.00)
Project Holiday Pay	\$ -
Per Diem	\$ (220.00)
TOTAL	\$ (323,300.13)

MAINE COMMISSION ON PUBLIC DEFENSE SERVICES
FY25 FUND ACCOUNTING
AS OF 08/31/2024

Account 014 95F Z112 01 (OSR Personal Services Revenue)	Mo.	Q1	Mo.	Q2	Mo.	Q3	Mo.	Q4	FY24 Total
FY25 Allotment		\$ -		\$ -		\$ -		\$ -	\$ -
Financial Order Adjustments		\$ -		\$ -		\$ -		\$ -	
Carry Forward Q1 & Q3 Allotment		\$ -		\$ -		\$ -		\$ -	
Budget Order Adjustments		\$ -		\$ -		\$ -		\$ -	
Total Budget Allotments		\$ -		\$ -		\$ -		\$ -	\$ -
Total Expenses	1	\$ (36,132.37)	4	\$ -	7	\$ -	10	\$ -	
	2	\$ -	5	\$ -	8	\$ -	11	\$ -	
	3	\$ -	6	\$ -	9	\$ -	12	\$ -	
TOTAL REMAINING		\$ (36,132.37)		\$ -		\$ -		\$ -	\$ (36,132.37)

Q1 Month 2	
Standard Overtime	\$ -
Permanent Regular	\$ -
Perm Vacation Pay	\$ -
Perm Holiday Pay	\$ -
Perm Sick Pay	\$ -
Health Insurance	\$ -
Dental Insurance	\$ -
Employer Retiree Health	\$ -
Employer Retirement	\$ -
Employer Group Life	\$ -
Employer Medicare	\$ -
Retiree Unfunded Liability	\$ -
Limited Period Regular	\$ -
Limit Per Holiday Pay	\$ -
Limit Per Vacation Pay	\$ -
Limit Per Sick Pay	\$ -
Longevity Pay	\$ -
Employee Hlth SVS/Workers comp	\$ -
Perm Part Time Full Ben	\$ -
Retro Pay Contract	\$ -
Retro Lump Sum Pymt	\$ -
TOTAL	\$ -

MAINE COMMISSION ON PUBLIC DEFENSE SERVICES

FY25 FUND ACCOUNTING

As of 08/31/2024

Account 014 95F Z112 01										
(Revenue)										
	Mo.	Q1	Mo.	Q2	Mo.	Q3	Mo.	Q4	FY24 Total	
Original Total Budget Allotments		\$ 785,583.00		\$ 105,144.00		\$ 104,638.00		\$ 104,635.00	\$	1,100,000.00
		\$ -		\$ -		\$ -		\$ -	\$	-
Financial Order Adjustment		\$ -		\$ -		\$ -		\$ -		
Financial Order Allotment Adjustment		\$ -		\$ -		\$ -		\$ -		
Budget Order Adjustment		\$ -		\$ -		\$ -		\$ -	\$	-
Budget Order Adjustment		\$ -		\$ -		\$ -		\$ -	\$	-
ADJ OF PERS SERV BALANCE FWD		\$ -		\$ -		\$ -		\$ -	\$	1,667,394.04
Total Budget Allotments		\$ 785,583.00		\$ 105,144.00		\$ 104,638.00		\$ 104,635.00	\$	1,100,000.00
Collected Revenue from JB	1	\$ 23,597.22	4	\$ -	7	\$ -	10	\$ -		
Collected Revenue from JB	2	\$ -	5	\$ -	8	\$ -	11	\$ -		
Collected Revenue from JB	3	\$ -	6	\$ -	9	\$ -	12	\$ -		
Collected for reimbursement of counsel fees	1	\$ 2,331.00	4	\$ -	7	\$ -	10	\$ -		
Collected for reimbursement of counsel fees	2	\$ 5,122.00	5	\$ -	8	\$ -	11	\$ -		
Collected for reimbursement of counsel fees	3	\$ -	6	\$ -	9	\$ -	12	\$ -		
TOTAL CASH PLUS REVENUE COLLECTED		\$ 31,050.22		\$ -		\$ -		\$ -	\$	31,050.22
Counsel Payments	1	\$ -	4	\$ -	7	\$ -	10	\$ -		
Counsel Payments	2	\$ -	5	\$ -	8	\$ -	11	\$ -		
Counsel Payments	3	\$ -	6	\$ -	9	\$ -	12	\$ -		
CRPD summer interns-Atlantic Staffing		\$ (8,200.00)								
REMAINING ALLOTMENT		\$ 777,383.00		\$ 105,144.00		\$ 104,638.00		\$ 104,635.00	\$	1,091,800.00

MAINE COMMISSION ON PUBLIC DEFENSE SERVICES
FY25 FUND ACCOUNTING
AS OF 08/31/2024

Account 014 95F Z112 02 (Conference Account)	Mo.	Q1	Mo.	Q2	Mo.	Q3	Mo.	Q4	FY24 Total
FY25 Allotment		\$ 35,000.00		\$ 22,000.00					\$ 57,000.00
Financial Order Adjustments		\$ -		\$ -		\$ -		\$ -	
Budget Order Adjustments		\$ -		\$ -		\$ -		\$ -	
Budget Order Adjustments		\$ -		\$ -		\$ -		\$ -	
		\$ -		\$ -		\$ -		\$ -	
		\$ -		\$ -		\$ -		\$ -	
Total Budget Allotments		\$ 35,000.00		\$ 22,000.00		\$ -		\$ -	\$ 57,000.00
Total Expenses	1	\$ -	4	\$ -	7	\$ -	10	\$ -	
	2	\$ -	5	\$ -	8	\$ -	11	\$ -	
	3	\$ -	6	\$ -	9	\$ -	12	\$ -	
State cap		\$ -		\$ -		\$ -		\$ -	
TOTAL REMAINING		\$ 35,000.00		\$ 22,000.00		\$ -		\$ -	\$ 57,000.00

Q1 Month 2		
Instructor & Speaker services	\$	-
Refreshments & Catered meals	\$	-
Sales tax	\$	-
Mileage & parking fees for staff	\$	-
Training rooms	\$	-
Registrations	\$	-
Lodging for counsel	\$	-
Mileage for counsel	\$	-
Office supplies		
TOTAL	\$	-

Statement of Revenue and Expenses for Maine Commission of Indigent Legal Services

FY25 As of September 6, 2024

<u>General Funds - 010-Z11201</u>	<u>QTR1</u>	<u>QTR2</u>	<u>QTR3</u>	<u>QTR4</u>	<u>TOTAL</u>
Personal Services Allotment	\$ 2,857,398	\$ 2,841,262	\$ 2,003,321	\$ 763,952	\$ 8,465,933
Payroll to date	(740,829)	-	-	-	(740,829)
Estimated payroll remaining	(323,835)	(1,118,182)	(971,505)	(971,505)	(3,385,027)
Total Personal Services available	\$ 1,792,734	\$ 1,723,080	\$ 1,031,816	\$ (207,553)	\$ 4,340,078
All Other Allotment	\$ 13,289,365	\$ 9,908,896	\$ 8,908,892	\$ 3,908,886	\$ 36,016,039
Expenditures to date	(8,769,389)	-	-	-	(8,769,389)
Encumbrances	(72,960)	-	-	-	(72,960)
Total All Other Available	\$ 4,447,017	\$ 9,908,896	\$ 8,908,892	\$ 3,908,886	\$ 27,173,691

Unencumbered balance forward 0.00

<u>Other Special Revenue Funds - 014-Z11201</u>	<u>QTR1</u>	<u>QTR2</u>	<u>QTR3</u>	<u>QTR4</u>	<u>TOTAL</u>
Personal Services Allotment	\$ 8,205,921	\$ 482,219	\$ 482,219	\$ 482,219	\$ 9,652,578
Payroll to date	(36,132)	-	-	-	(36,132)
Estimated payroll remaining	-	-	-	-	-
Total Personal Services available	\$ 8,169,789	\$ 482,219	\$ 482,219	\$ 482,219	\$ 9,616,446
All Other Allotment	\$ 35,000	\$ 22,000	\$ -	\$ -	\$ 57,000
Expenditures to date	(8,200)	-	-	-	(8,200)
Encumbrances	(0)	-	-	-	(0)
Total All Other Available	\$ 26,800	\$ 22,000	\$ -	\$ -	\$ 48,800

CASH ON HAND 09/06/2024 \$ 9,354,046.25

<u>Other Special Revenue Funds - 014-Z11202</u>	<u>QTR1</u>	<u>QTR2</u>	<u>QTR3</u>	<u>QTR4</u>	<u>TOTAL</u>
All Other Allotment	\$ 8,240,921	\$ 504,219	\$ 482,219	\$ 482,219	\$ 9,709,578
Expenditures to date	-	-	-	-	-
Encumbrances	-	-	-	-	-
Total All Other Available	\$ 8,240,921	\$ 504,219	\$ 482,219	\$ 482,219	\$ 9,709,578

CASH ON HAND 09/06/2024 \$ 7,460.66

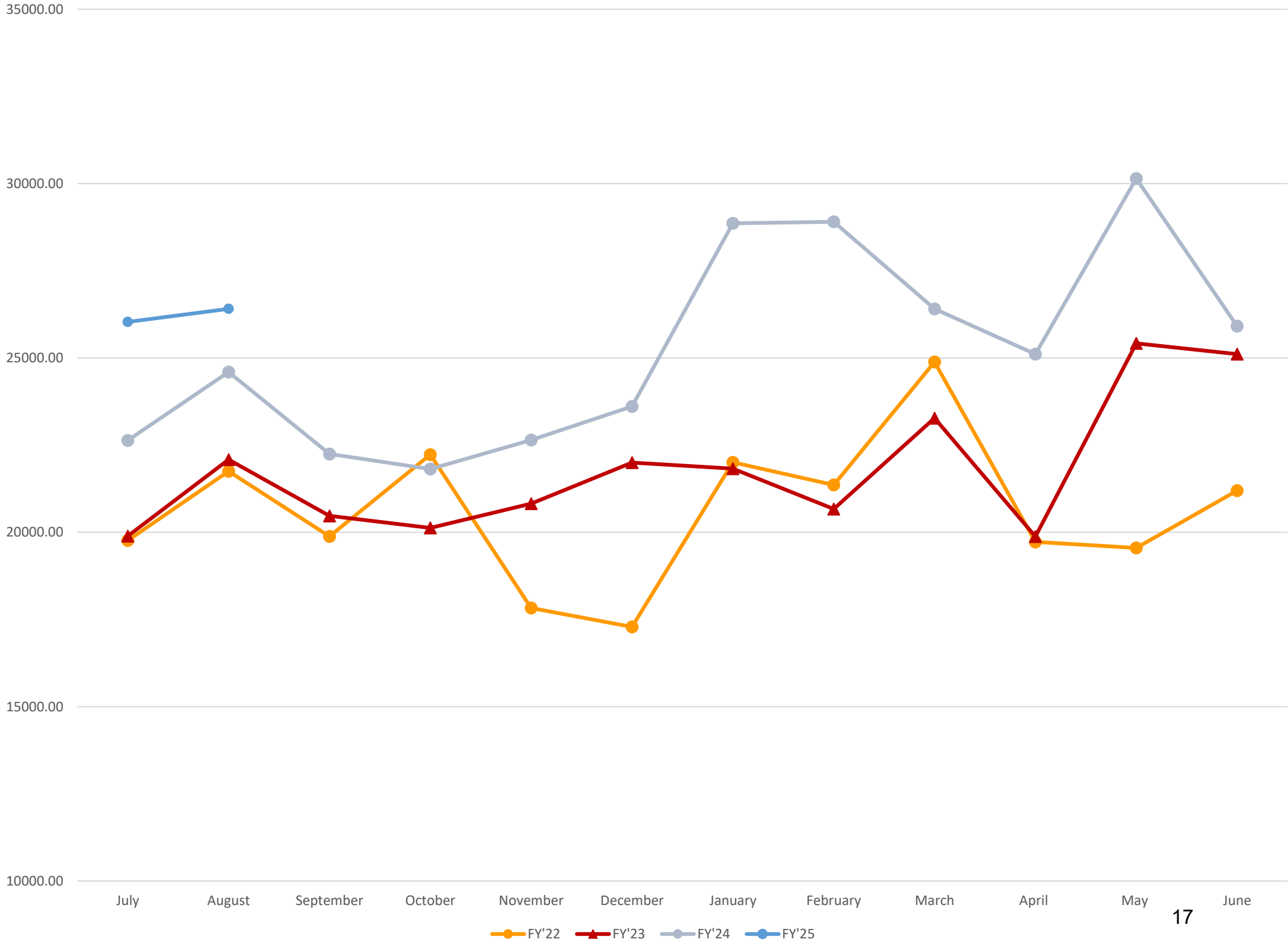
<u>Other Special Revenue Funds - 014-Z25801</u>	<u>QTR1</u>	<u>QTR2</u>	<u>QTR3</u>	<u>QTR4</u>	<u>TOTAL</u>
All Other Allotment	\$ -	\$ -	\$ -	\$ -	\$ -
Expenditures to date	-	-	-	-	-
Encumbrances	-	-	-	-	-
Total All Other Available	\$ -	\$ -	\$ -	\$ -	\$ -

CASH ON HAND 09/06/2024 \$ -

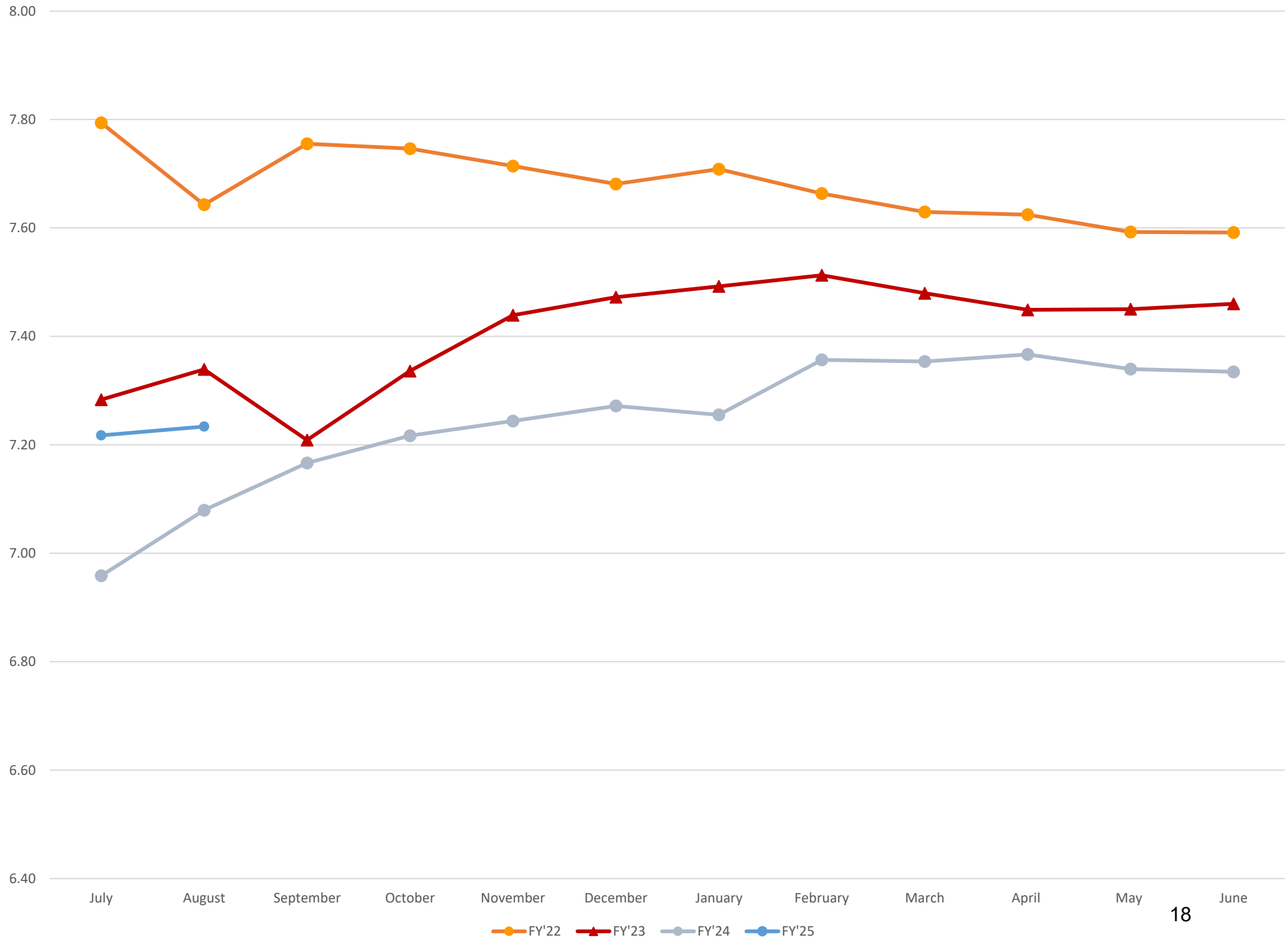
<u>ARPA Funds - 023-Z11201</u>	<u>QTR1</u>	<u>QTR2</u>	<u>QTR3</u>	<u>QTR4</u>	<u>TOTAL</u>
All Other Allotment	\$ -	\$ -	\$ -	\$ 1,500,000	\$ 1,500,000
Expenditures to date	-	-	-	-	-
Encumbrances	-	-	-	-	-
Total All Other Available	\$ -	\$ -	\$ -	\$ 1,500,000	\$ 1,500,000

CASH ON HAND 09/06/2024 \$ -

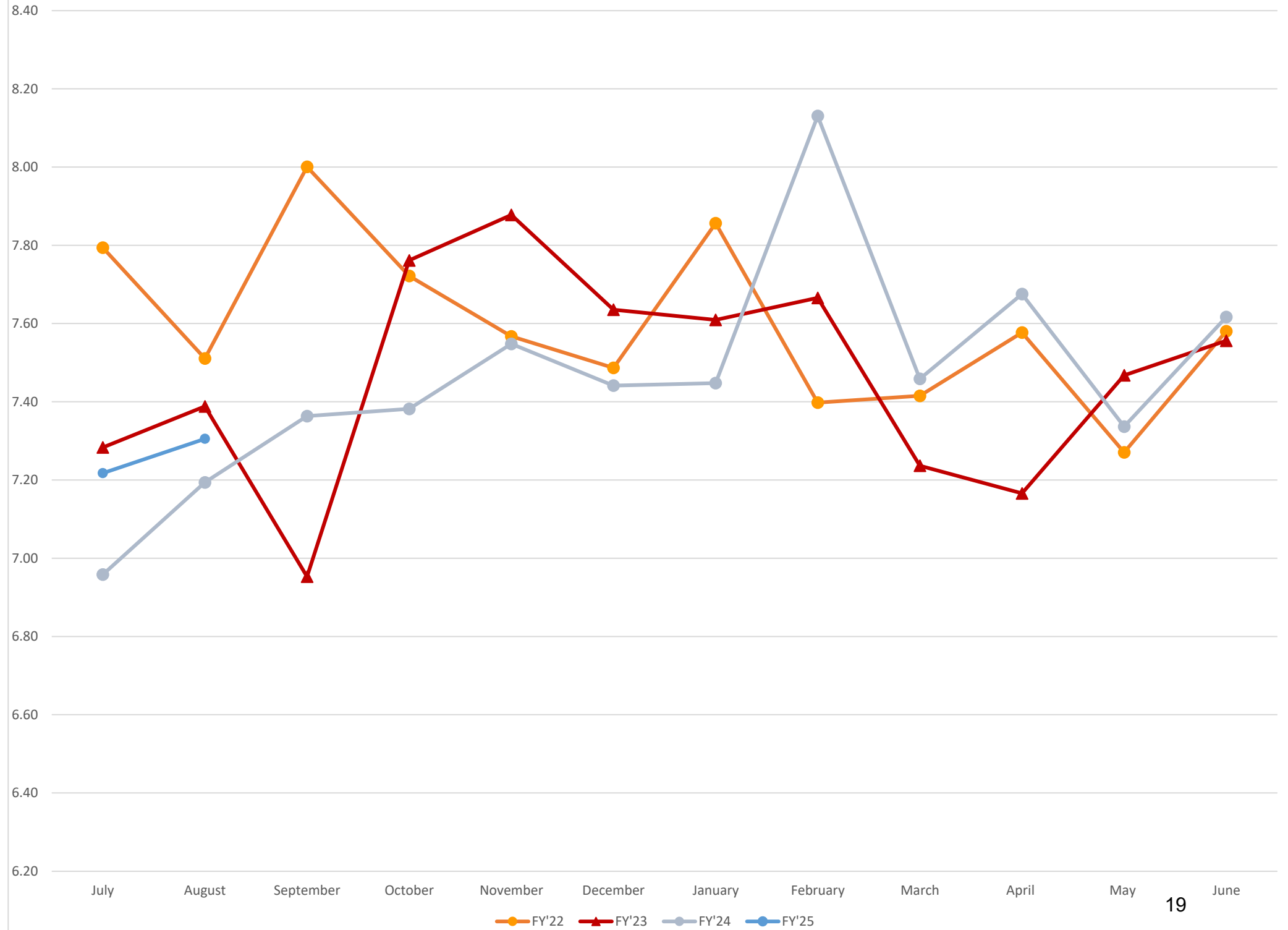
Submitted Hours Amount



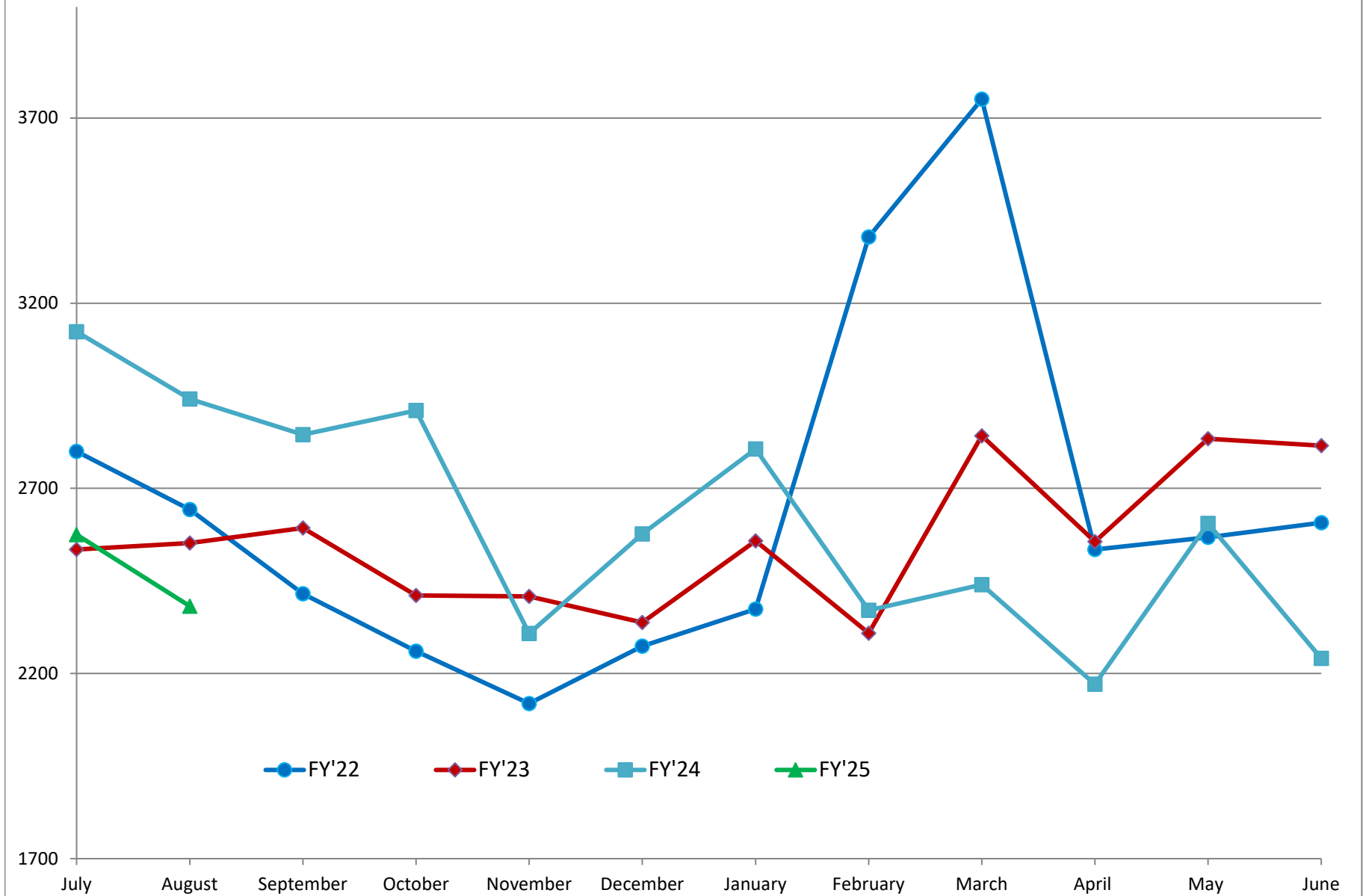
Average Hours per Voucher FYTD



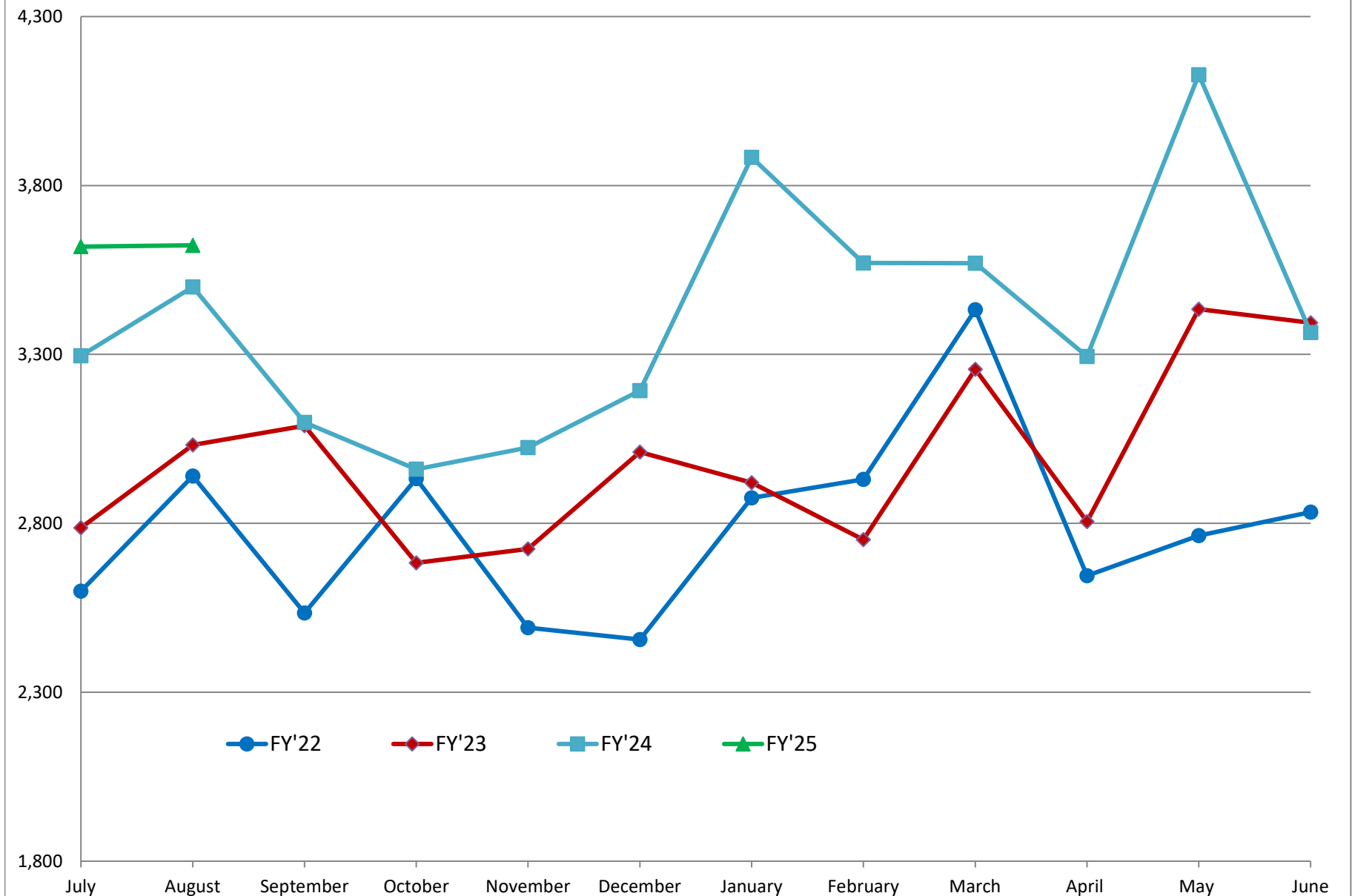
Monthly Average Hours per Voucher



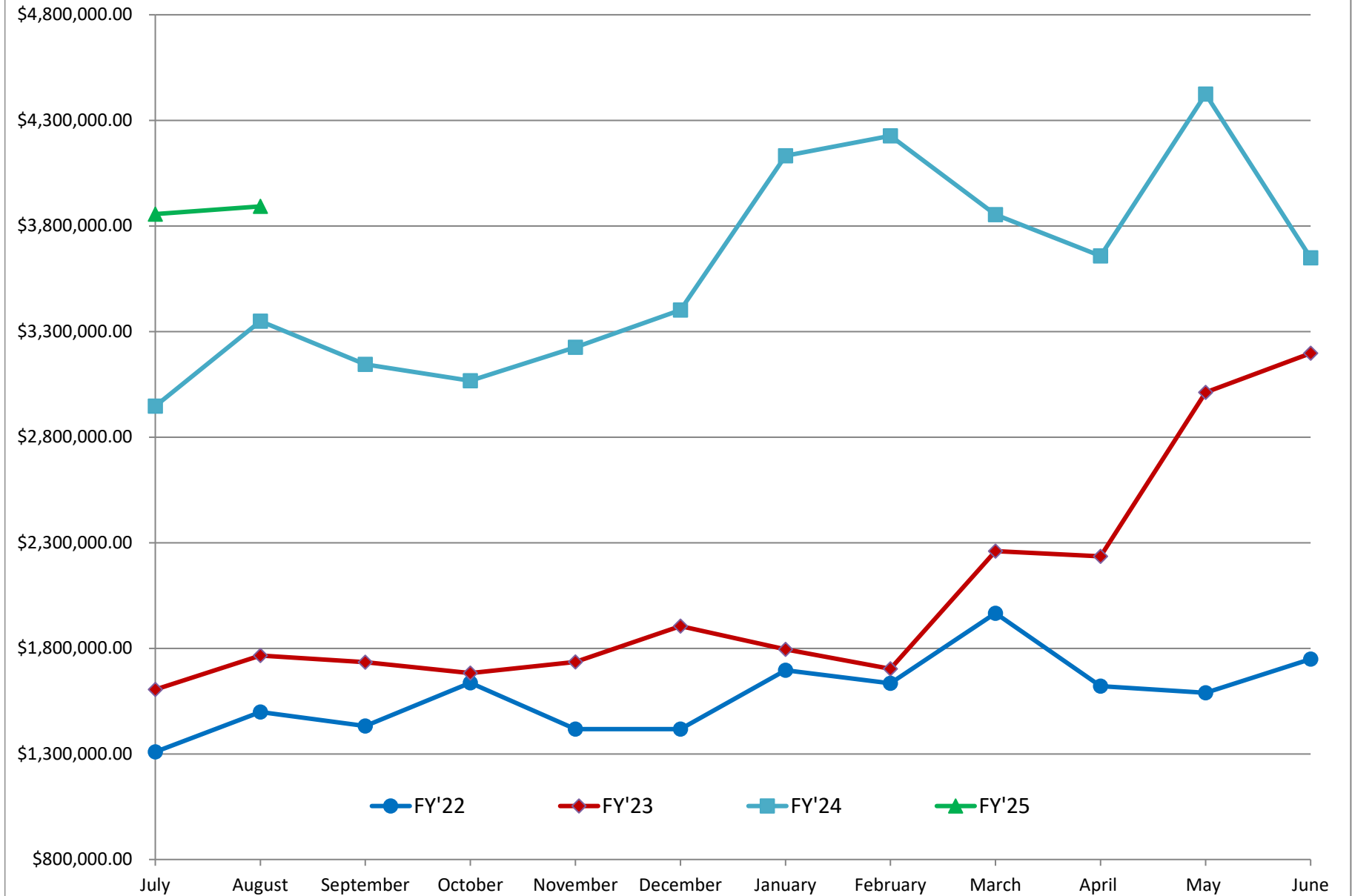
NEW CASES



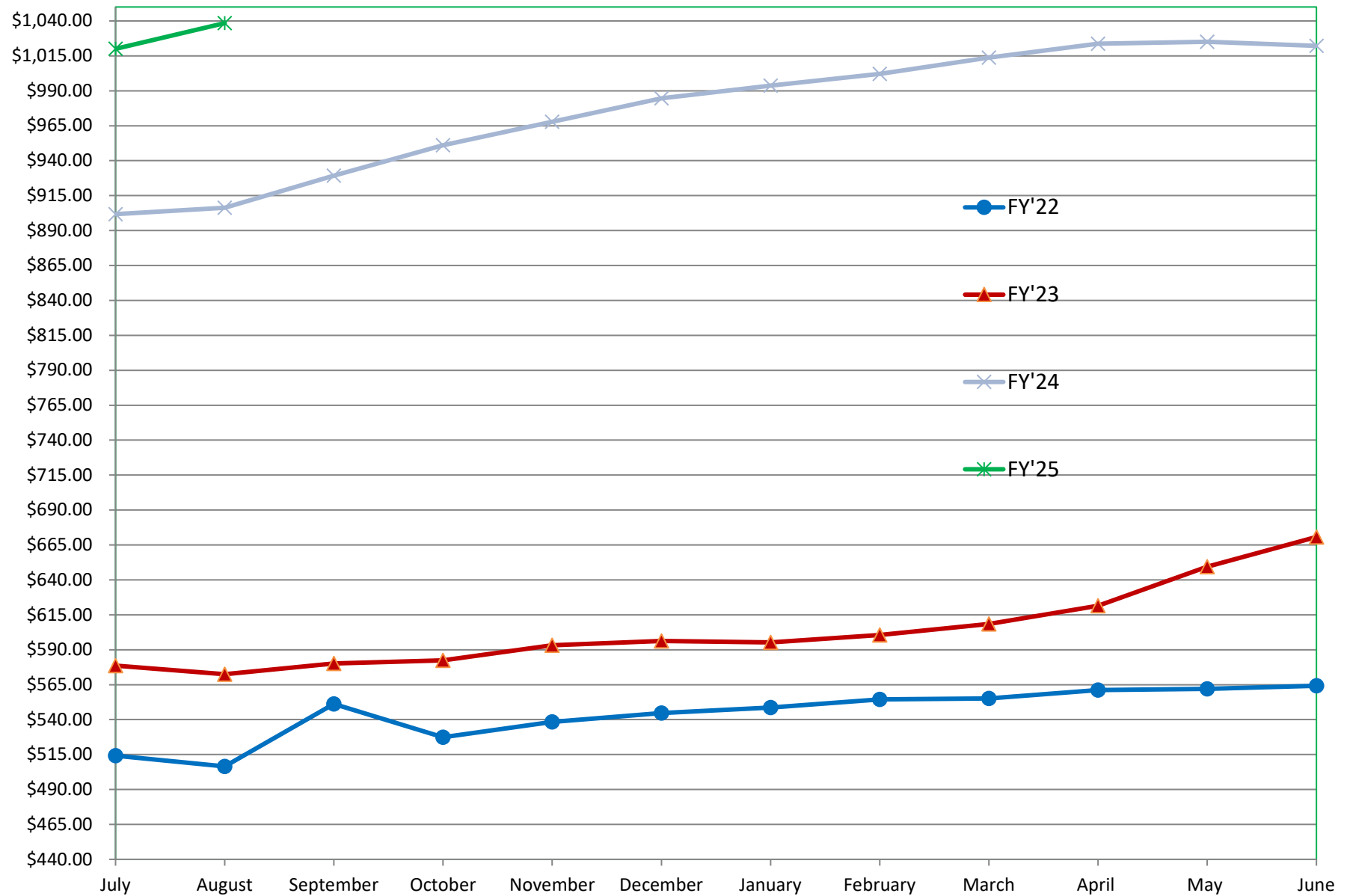
Submitted Vouchers



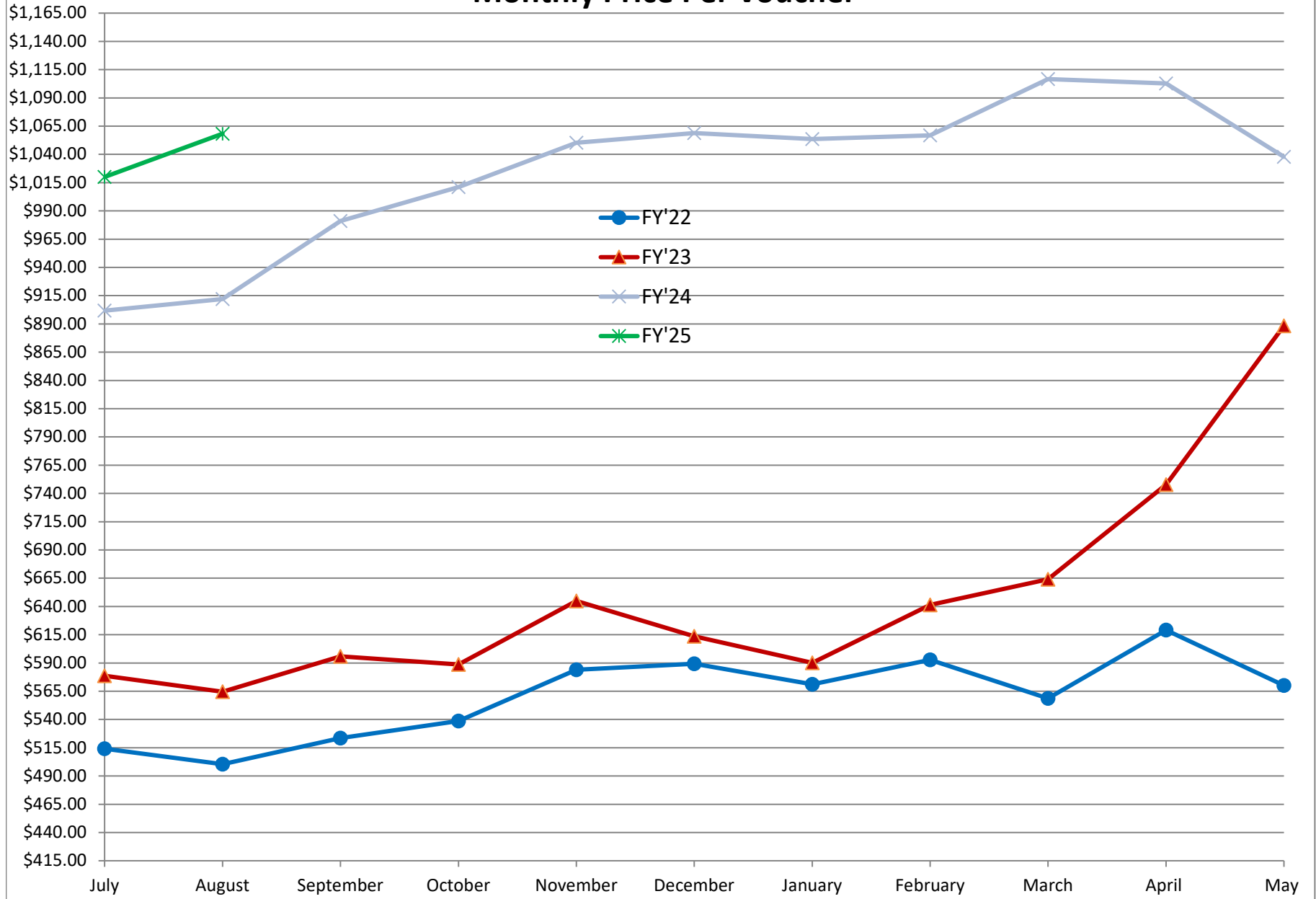
Submitted Voucher Amount



Average Voucher Price Fiscal Year to Date



Monthly Price Per Voucher



Pending UCD Cases as of September 6, 2024

UCD	FELONY				MISDEMEANOR				CIVIL VIOLATION			ALL CASES			
	Pending	On DD	No IA	% No IA	Pending	On DD	No IA	% No IA	Pending	No IA	% No IA	Pending	On DD	No IA	% No IA
Androscoggin	847	115	53	6.3%	1,524	284	222	14.6%	13	5	38.5%	2,384	399	280	11.7%
Aroostook	587	131	39	6.6%	838	276	161	19.2%	35	21	60.0%	1,460	407	221	15.1%
Caribou	107	26	9	8.4%	142	39	27	19.0%	3	0	0.0%	252	65	36	14.3%
Fort Kent	96	21	2	2.1%	185	76	35	18.9%	12	8	66.7%	293	97	45	15.4%
Houlton	154	38	7	4.5%	223	78	35	15.7%	7	2	28.6%	384	116	44	11.5%
Presque Isle	230	46	21	9.1%	288	83	64	22.2%	13	11	84.6%	531	129	96	18.1%
Cumberland	1,435	222	99	6.9%	3,657	566	623	17.0%	158	112	70.9%	5,250	788	834	15.9%
Bridgton	20	7	0	0.0%	351	46	88	25.1%	90	86	95.6%	461	53	174	37.7%
Portland	1,398	207	98	7.0%	2,876	419	449	15.6%	49	19	38.8%	4,323	626	566	13.1%
West Bath	17	8	1	5.9%	430	101	86	20.0%	19	7	36.8%	466	109	94	20.2%
Franklin	138	34	15	10.9%	380	98	87	22.9%	13	8	61.5%	531	132	110	20.7%
Hancock	358	43	21	5.9%	570	78	128	22.5%	48	24	50.0%	976	121	173	17.7%
Kennebec	585	113	48	8.2%	1,446	333	305	21.1%	21	15	71.4%	2,052	446	368	17.9%
Augusta	550	105	45	8.2%	892	205	166	18.6%	11	5	45.5%	1,453	310	216	14.9%
Waterville	35	8	3	8.6%	554	128	139	25.1%	10	10	100.0%	599	136	152	25.4%
Knox	200	34	13	6.5%	484	97	109	22.5%	10	3	30.0%	694	131	125	18.0%
Lincoln	155	30	18	11.6%	412	128	82	19.9%	18	4	22.2%	585	158	104	17.8%
Oxford	475	96	50	10.5%	858	215	193	22.5%	19	9	47.4%	1,352	311	252	18.6%
Bridgton	44	12	1	2.3%	66	18	13	19.7%	2	2	100.0%	112	30	16	14.3%
Rumford	195	28	21	10.8%	354	69	90	25.4%	5	2	40.0%	554	97	113	20.4%
South Paris	236	56	28	11.9%	438	128	90	20.5%	12	5	41.7%	686	184	123	17.9%
Penobscot	837	35	92	11.0%	1,699	42	564	33.2%	59	42	71.2%	2,595	77	698	26.9%
Bangor	806	32	86	10.7%	1,293	27	411	31.8%	19	15	78.9%	2,118	59	512	24.2%
Lincoln	8	0	5	62.5%	156	8	62	39.7%	24	21	87.5%	188	8	88	46.8%
Newport	23	3	1	4.3%	250	7	91	36.4%	16	6	37.5%	289	10	98	33.9%
Piscataquis	38	1	9	23.7%	91	1	43	47.3%	45	39	86.7%	174	2	91	52.3%
Sagadahoc	167	48	19	11.4%	393	111	87	22.1%	14	2	14.3%	574	159	108	18.8%
Somerset	254	74	13	5.1%	452	126	122	27.0%	14	7	50.0%	720	200	142	19.7%
Waldo	192	41	12	6.3%	359	112	74	20.6%	8	7	87.5%	559	153	93	16.6%
Washington	135	12	7	5.2%	241	36	26	10.8%	20	7	35.0%	396	48	40	10.1%
Calais	67	4	4	6.0%	97	19	11	11.3%	9	3	33.3%	173	23	18	10.4%
Machias	68	8	3	4.4%	144	17	15	10.4%	11	4	36.4%	223	25	22	9.9%
York	815	155	101	12.4%	2,869	769	655	22.8%	72	30	41.7%	3,756	924	786	20.9%
TOTAL	7,218	1,184	609	8.4%	16,273	3,272	3,481	21.4%	567	335	59.1%	24,058	4,456	4,425	18.4%

Columns

Pending	Number of cases having at least one charge without a disposition, and without a currently active warrant.
On DD	Number of pending cases with an Order of Deferred Disposition entered.
No IA	Number of pending cases with a complaint filed, but not having an initial appearance or arraignment held or waived.
% No IA	Percent of pending cases without an initial appearance/arraignment.

Cases are categorized based on the most serious offense charged. Local ordinance violations filed with the court are not included in the reported counts.

Change in Pending UCD Cases, September 2023 to September 2024

Pending cases as of September 6 of each year

UCD	FELONY			MISDEMEANOR			CIVIL VIOLATION			ALL CASES		
	2023	2024	% Diff	2023	2024	% Diff	2023	2024	% Diff	2023	2024	% Diff
Androscoggin	691	847	22.6%	1,908	1,524	-20.1%	13	13	0.0%	2,612	2,384	-8.7%
Aroostook	656	587	-10.5%	1,129	838	-25.8%	37	35	-5.4%	1,822	1,460	-19.9%
Caribou	135	107	-20.7%	243	142	-41.6%	14	3	-78.6%	392	252	-35.7%
Fort Kent	98	96	-2.0%	204	185	-9.3%	9	12	33.3%	311	293	-5.8%
Houlton	195	154	-21.0%	260	223	-14.2%	9	7	-22.2%	464	384	-17.2%
Presque Isle	228	230	0.9%	422	288	-31.8%	5	13	160.0%	655	531	-18.9%
Cumberland	1,316	1,435	9.0%	3,724	3,657	-1.8%	174	158	-9.2%	5,214	5,250	0.7%
Bridgton	25	20	-20.0%	285	351	23.2%	103	90	-12.6%	413	461	11.6%
Portland	1,267	1,398	10.3%	2,976	2,876	-3.4%	55	49	-10.9%	4,298	4,323	0.6%
West Bath	24	17	-29.2%	463	430	-7.1%	16	19	18.8%	503	466	-7.4%
Franklin	146	138	-5.5%	426	380	-10.8%	10	13	30.0%	582	531	-8.8%
Hancock	413	358	-13.3%	747	570	-23.7%	38	48	26.3%	1,198	976	-18.5%
Kennebec	607	585	-3.6%	1,545	1,446	-6.4%	51	21	-58.8%	2,203	2,052	-6.9%
Augusta	577	550	-4.7%	979	892	-8.9%	22	11	-50.0%	1,578	1,453	-7.9%
Waterville	30	35	16.7%	566	554	-2.1%	29	10	-65.5%	625	599	-4.2%
Knox	188	200	6.4%	451	484	7.3%	13	10	-23.1%	652	694	6.4%
Lincoln	125	155	24.0%	380	412	8.4%	12	18	50.0%	517	585	13.2%
Oxford	475	475	0.0%	1,095	858	-21.6%	27	19	-29.6%	1,597	1,352	-15.3%
Bridgton	44	44	0.0%	104	66	-36.5%	3	2	-33.3%	151	112	-25.8%
Rumford	177	195	10.2%	451	354	-21.5%	9	5	-44.4%	637	554	-13.0%
South Paris	254	236	-7.1%	540	438	-18.9%	15	12	-20.0%	809	686	-15.2%
Penobscot	900	837	-7.0%	1,957	1,699	-13.2%	89	59	-33.7%	2,946	2,595	-11.9%
Bangor	869	806	-7.2%	1,514	1,293	-14.6%	28	19	-32.1%	2,411	2,118	-12.2%
Lincoln	10	8	-20.0%	230	156	-32.2%	38	24	-36.8%	278	188	-32.4%
Newport	21	23	9.5%	213	250	17.4%	23	16	-30.4%	257	289	12.5%
Piscataquis	19	38	100.0%	120	91	-24.2%	47	45	-4.3%	186	174	-6.5%
Sagadahoc	176	167	-5.1%	452	393	-13.1%	11	14	27.3%	639	574	-10.2%
Somerset	242	254	5.0%	542	452	-16.6%	18	14	-22.2%	802	720	-10.2%
Waldo	193	192	-0.5%	322	359	11.5%	7	8	14.3%	522	559	7.1%
Washington	161	135	-16.1%	334	241	-27.8%	36	20	-44.4%	531	396	-25.4%
Calais	80	67	-16.3%	143	97	-32.2%	4	9	125.0%	227	173	-23.8%
Machias	81	68	-16.0%	191	144	-24.6%	32	11	-65.6%	304	223	-26.6%
York	1,057	815	-22.9%	3,941	2,869	-27.2%	98	72	-26.5%	5,096	3,756	-26.3%
TOTAL	7,365	7,218	-2.0%	19,073	16,273	-14.7%	681	567	-16.7%	27,119	24,058	-11.3%

Columns

2023	Number of cases having at least one charge without a disposition, and without a currently active warrant as of September 6, 2023
2024	Number of cases having at least one charge without a disposition, and without a currently active warrant as of September 6, 2024
% Diff	Percent change in pending cases from 2023 to 2024. Red percentages represent an increase, green percentages a decrease.

Cases are categorized based on the most serious offense charged. Local ordinance violations filed with the courts are not included in the reported counts.

Change in Pending UCD Cases, September 2019 to September 2024

Pending cases as of September 6 of each year

UCD	FELONY			MISDEMEANOR			CIVIL VIOLATION			ALL CASES		
	2019	2024	% Diff	2019	2024	% Diff	2019	2024	% Diff	2019	2024	% Diff
Androscoggin	398	847	112.8%	1,335	1,524	14.2%	24	13	-45.8%	1,757	2,384	35.7%
Aroostook	423	587	38.8%	754	838	11.1%	39	35	-10.3%	1,216	1,460	20.1%
Caribou	68	107	57.4%	172	142	-17.4%	4	3	-25.0%	244	252	3.3%
Fort Kent	48	96	100.0%	153	185	20.9%	16	12	-25.0%	217	293	35.0%
Houlton	138	154	11.6%	140	223	59.3%	8	7	-12.5%	286	384	34.3%
Presque Isle	169	230	36.1%	289	288	-0.3%	11	13	18.2%	469	531	13.2%
Cumberland	890	1,435	61.2%	2,646	3,657	38.2%	184	158	-14.1%	3,720	5,250	41.1%
Bridgton	11	20	81.8%	207	351	69.6%	68	90	32.4%	286	461	61.2%
Portland	863	1,398	62.0%	2,117	2,876	35.9%	76	49	-35.5%	3,056	4,323	41.5%
West Bath	16	17	6.3%	322	430	33.5%	40	19	-52.5%	378	466	23.3%
Franklin	92	138	50.0%	260	380	46.2%	5	13	160.0%	357	531	48.7%
Hancock	202	358	77.2%	482	570	18.3%	46	48	4.3%	730	976	33.7%
Kennebec	389	585	50.4%	1,227	1,446	17.8%	66	21	-68.2%	1,682	2,052	22.0%
Augusta	376	550	46.3%	640	892	39.4%	42	11	-73.8%	1,058	1,453	37.3%
Waterville	13	35	169.2%	587	554	-5.6%	24	10	-58.3%	624	599	-4.0%
Knox	137	200	46.0%	328	484	47.6%	3	10	233.3%	468	694	48.3%
Lincoln	98	155	58.2%	274	412	50.4%	11	18	63.6%	383	585	52.7%
Oxford	208	475	128.4%	485	858	76.9%	33	19	-42.4%	726	1,352	86.2%
Bridgton	20	44	120.0%	75	66	-12.0%	12	2	-83.3%	107	112	4.7%
Rumford	85	195	129.4%	194	354	82.5%	13	5	-61.5%	292	554	89.7%
South Paris	103	236	129.1%	216	438	102.8%	8	12	50.0%	327	686	109.8%
Penobscot	403	837	107.7%	1,167	1,699	45.6%	67	59	-11.9%	1,637	2,595	58.5%
Bangor	395	806	104.1%	930	1,293	39.0%	37	19	-48.6%	1,362	2,118	55.5%
Lincoln	4	8	100.0%	75	156	108.0%	11	24	118.2%	90	188	108.9%
Newport	4	23	475.0%	162	250	54.3%	19	16	-15.8%	185	289	56.2%
Piscataquis	30	38	26.7%	76	91	19.7%	34	45	32.4%	140	174	24.3%
Sagadahoc	88	167	89.8%	310	393	26.8%	20	14	-30.0%	418	574	37.3%
Somerset	145	254	75.2%	480	452	-5.8%	34	14	-58.8%	659	720	9.3%
Waldo	95	192	102.1%	297	359	20.9%	16	8	-50.0%	408	559	37.0%
Washington	118	135	14.4%	193	241	24.9%	35	20	-42.9%	346	396	14.5%
Calais	53	67	26.4%	100	97	-3.0%	16	9	-43.8%	169	173	2.4%
Machias	65	68	4.6%	93	144	54.8%	19	11	-42.1%	177	223	26.0%
York	731	815	11.5%	2,588	2,869	10.9%	121	72	-40.5%	3,440	3,756	9.2%
TOTAL	4,447	7,218	62.3%	12,902	16,273	26.1%	738	567	-23.2%	18,087	24,058	33.0%

Columns

2019	Number of cases having at least one charge without a disposition, and without a currently active warrant as of September 6, 2019
2024	Number of cases having at least one charge without a disposition, and without a currently active warrant as of September 6, 2024
% Diff	Percent change in pending cases from 2019 to 2024. Red percentages represent an increase, green percentages a decrease.

Cases are categorized based on the most serious offense charged. Local ordinance violations filed with the courts are not included in the reported counts.