

**MAINE COMMISSION ON
PUBLIC DEFENSE SERVICES**

October 28, 2025

**Commissioner's
Meeting Packet**

MAINE COMMISSION ON PUBLIC DEFENSE SERVICES

OCTOBER 28, 2025 MEETING AGENDA

- 1) Approval of the September 22 and 28, 2025 Commission Meeting Minutes
- 2) Executive Session pursuant to 1 MRSA § 405(6)(A)
- 3) Report of the Executive Director
 - a. Operations report
 - b. Staffing update
 - c. Budget update
- 4) Update from District Defenders
- 5) Set Date, Time and Location of Next Regular Meeting of the Commission
- 6) Public Comment

Maine Commission on Public Defense Services – Commissioners Meeting
September 15, 2025
Meeting Minutes

Commissioners Present: Donald Alexander, Randy Bates, Anne Jordan, Taylor Kilgore, Kelly O'Connor, Kimberly Monaghan, David Soucy, and Josh Tardy.

PDS Staff Present: Jim Billings (Executive Director), Eleanor Maciag (Deputy Executive Director), Darcy Fisher (Deputy Director of Operations), Jesse Archer (District Defender).

Agenda Item:	Discussion/Outcome:
Approval of the August 6, 2025 Commission Meeting Minutes	Commissioner Alexander moved to approve the minutes; seconded by Commissioner O'Connor. No discussion. All voted in favor. Approved.
Executive Session	Commissioner Alexander moved to go into executive session to discuss ongoing litigation and a personnel matter; seconded by Chair Tardy. All voted in favor. The Commission went into executive session.
Report of the Executive Director	<p>Executive Director Billings provided the following report:</p> <ul style="list-style-type: none">• Comparing last year to this year, there has been an approximately 25% increase in both vouchers submitted and vouchers paid. There has also been a 12-13% increase in the total submitted and 17% increase in what has been paid this year compared to last year.• We spend approximately \$130,000 per day on assigned counsel vouchers.• As of today, there are 172 attorneys on the roster. Of the 172, 107 are on the roster for trial-level work, including 36 for child protective and 40 for criminal cases.

	<ul style="list-style-type: none"> • We are averaging 30,000 hours per month of submitted hours. Executive Director Billings posited that the increase is due to attorneys submitting vouchers in anticipation of PDS running out of money. • The unrepresented list is increasing, and has recently surpassed 400 criminal cases. Contributing factors include attorneys taking fewer cases in anticipation of PDS running out of money, an attorney death, attorney suspensions, and public defender offices reaching capacity. • Kennebec County courts have announced that they will have fewer or no jury trials in the fall, which exacerbates the unrepresented issue. We have seen an uptick in renewals and new applications. We have had interest from attorneys in Massachusetts. • Executive Director Billings presented recommendations for austerity measures: <ul style="list-style-type: none"> ➤ Training Program: Staff considered several options for reducing training costs. The only recommendation staff recommended is changing Chapter 301-A eligibility for paid training from five clients to 40 points (approximately 15% of a full caseload). That change might save approximately \$122,000. ➤ LOD Program: Staff recommended suspending or eliminating minimum fee adjustments for LOD. That change is estimated to save a \$200,000 annually, but Executive Director Billings warned that wholesale cuts to LOD were too risky without court rule reform. ➤ Commissioners expressed concern that the proposed training savings (less than one day of burn rate) were too low to justify upsetting the training program, especially considering the progress the training program has made. The Commission opted not to act on the potential cost-cutting recommendations today. • Supplemental Budget Request: The deadline to submit is October 6th. We intend to ask for the \$13 million shortfall (which may be higher due to FY 26 funds paying FY 25 invoices). We will also request funding for the rest of the Portland PD office, Midcoast PD office, and York County PD office.
--	--

PDS Case Management Services Program	PDS has implemented a case management services program for parents in child protective cases, aiming to increase attorney capacity by using case managers for certain tasks at a lower hourly rate. There is a memo in the packet outlining the program.
Attorney Burnout Survey Results	<p>Deputy Director Fisher presented comparative results from the 2023 and 2025 attorney burnout surveys, noting that most objective answers indicate that burnout has worsened since 2023.</p> <ul style="list-style-type: none"> • 83 attorneys responded in 2023 and 97 in 2025. • 80% of respondents feel overwhelmed with work. • 80% experienced burnout in the last year. • 58% contemplated a career change. • 52% reported that they agree or strongly agree that burnout has affected their work. • Approximately 70% agreed or strongly agreed that burnout affected their personal lives. • 85% reported difficulty sleeping sometimes, usually, or always. • Attorneys seek better support systems and more respect and consistent application of rules from the courts. They also expressed concern about the predicted budget shortfall. • Commissioner Soucy asserted that the data shows the system is unsustainable, and PDS must engage the Judicial Branch and prosecutors to address the problem.
Authorization for Deputy Director to Negotiate Service Contract with Director Billings	<p>Deputy Executive Director Maciag requested authorization to negotiate a consultation services contract with outgoing Executive Director Jim Billings to assist with the transition and annual report drafting.</p> <p>Commissioner O'Connor moved to authorize Deputy Executive Director Maciag to do so; seconded by Chair Tardy. All voted in favor. The motion prevailed.</p>
District Defender Update	<p>District Defender Jesse Archer provided the district defender update:</p> <p><u>Tri-County (Lewiston):</u> Expected to be fully staffed soon. Anecdotal feedback suggests the office is improving the criminal defense atmosphere; rostered attorneys feel less isolated and have protection to be bolder advocates. The Tri-County office investigator now performs forensic phone extractions using Cellebrite, which saves costs.</p>

	<p><u>Capital Region (Augusta):</u> Kennebec County will have no jury trials from November through February due to e-filing transition and conversion of technology.</p> <p><u>Casco Bay (Portland):</u> Three attorneys were recently hired from other states. They hope to hire a paralegal soon.</p> <p><u>Aroostook (Caribou):</u> Fully staffed as of last month. Emily Genzlinger and James Hoeffgen secured two new felony acquittals after jury trials.</p> <p><u>Downeast (Ellsworth):</u> Fully staffed and celebrating one year of operation as a "solid fixture" in the community. Parents' Counsel Division: Hired a legal administrator and a parents' counsel I attorney. The division openings for a parents' counsel I and a parents' counsel II position.</p> <p><u>Parents' Counsel Division:</u> Hired a legal administrator and a parents' counsel I attorney. The division openings for a parents' counsel I and a parents' counsel II position.</p> <p><u>Highlands Region (Bangor):</u> Has recently been doing a lot of work to minimize problematic impacts on their clients as the sheriff implements his own Sheriff's Office pretrial supervision program. They anticipate lots of bail arguments and potential litigation on bail violations from the new program in the coming months. The office has many motions to suppress pending. They are getting great offers for their clients.</p>
Public Comment	<p><u>Erika Connolly, Esq.:</u> The survey results comment on health insurance. PDS wouldn't need to offer health insurance but perhaps there are alternative methods for bargaining power to help with stability for newer attorneys.</p> <p><u>Rob Ruffner, Esq.:</u> Regarding the budget shortfall, attorneys don't have the option to not pay their employees. Small firms dedicated to do PDS work will not be able to sustain their existence and create a "not recoverable impact."</p> <p><u>Christa Vo, Esq.:</u> Attorneys are trying to bridge the gap due to the budget shortfall by turning to retained work. Unfortunately, since retained cases pay more, there is a high chance these attorneys will not return to PDS work.</p>

Adjournment	The next meeting will be held on October 28, 2025 at 3:00PM in a hybrid format.
-------------	---

**Maine Commission on Public Defense Services – Commissioners Meeting
September 22, 2025
Meeting Minutes**

Commissioners Present: Donald Alexander, Taylor Kilgore, Kelly O'Connor, Roger Katz, David Soucy, and Josh Tardy.

PDS Staff Present: Deputy Executive Director Ellie Maciag

Agenda Item:	Discussion/Outcome:
Executive Session	Commissioner Alexander moved to go into executive session to discuss a personnel matter; seconded by Chair Tardy. All voted in favor. The Commission went into executive session.
Hiring Negotiations	The Commission returned from executive session. Commissioner Katz moved to authorize Deputy Executive Director Maciag to engage in negotiations with an individual for hiring as the new executive director of the Commission. Seconded by Commissioner Alexander. No discussion. All voted in favor. Motion prevailed.
Adjournment	The meeting was adjourned.

MAINE COMMISSION ON PUBLIC DEFENSE SERVICES

September 2025 Operations Report

- 2,407 new cases were opened in the defenderData system. This was a 188 case decrease from August. Year to date, new cases are up 2.2% from last year, from 7,468 at this time last year to 7,633 this year.
- The number of vouchers submitted electronically was 4,681 an increase of 126 vouchers from August, totaling \$4,316,427, an increase of \$161,817 from August. Year to date, the number of submitted vouchers is up by 28% from 10,684 at this time last year to 13,736 this year, with the total amount for submitted vouchers up 15%, from \$11,223,383 at this time last year to \$12,932,406 this year.
- We paid 4,993 electronic vouchers totaling \$4,498,820 representing an increase of 1,089 vouchers and an increase of \$825,117 compared to August. Year to date, the number of paid vouchers is up 29%, from 10,605 vouchers at this time last year to 13,721 this year, and the total amount paid is up 20% from \$10,808,496 this time last year to \$13,006,932 this year.
- The average price per voucher was \$901.03, down \$39.98 per voucher from August. Year to date, the average price per voucher is down 6.9%, from \$1,019.19 at this time last year to \$947.96 this year.
- Probate and Termination of Parental Rights had the highest average voucher total. There were 14 vouchers exceeding \$10,000 paid in September. See attached addendum for details.
- We issued 165 authorizations to expend funds: 86 for private investigators, 58 for experts, and 21 for miscellaneous services such as interpreters and transcriptionists. We paid \$190,937 for experts and investigators, etc. No requests were denied.
- There was one attorney suspension.
- In the All Other Account, the total expenses were \$4,745,989. Approximately \$88,830 was devoted to the Commission's operating expenses.
- In the Personal Services Accounts, we had \$709,069 in expenses.
- In the Revenue Account, the Judicial Branch transferred \$18,597 for counsel fee payments.
- As of October 21, 2025, there are 176 rostered attorneys of which 116 are available for trial court level work.
- For the first 3 months of this fiscal year, paid hours are up 22.9% over the same 3-month period last year. September 2025 paid hours are 39.9% higher than September 2024 paid hours.

Paid Hours													
	July	Aug	Sept	Oct	Nov	Dec	Jan	Feb	Mar	April	May	June	Yearly Total
FY22	27215	20122	23699	19917	20289	14422	15689	21060	30339	19984	19176	21343	253,255
FY23	19654	22596	21511	21151	20771	19576	23786	18811	22669	19232	27112	22334	259,203
FY24	21550	25799	21317	25400	19983	16857	31200	25274	23804	28726	24288	22486	286,684
FY25	24574	24296	20907	29382	26430	28126	24409	24710	23162	27051	26447	26588	306,081
FY26	30347	26144	29265										85,756

Vouchers over \$10,000 - September 2025

Comment	Voucher Total	Case Total
Homicide	\$27,943.29	\$39,965.55
Homicide	\$25,245.00	\$35,528.47
Aggravated Attempted Murder	\$25,173.27	\$25,173.27
Domestic Violence Aggravated Assault	\$22,475.92	\$31,251.92
Child Protection	\$15,741.91	\$15,741.91
Gross Sexual Assault	\$14,295.00	\$14,295.00
Domestic Violence Assault	\$13,470.00	\$13,470.00
Termination of Parental Rights	\$13,366.80	\$13,366.80
Operating after Habitual Offender Revocation	\$12,653.64	\$12,653.64
Aggravated Trafficking	\$11,595.00	\$11,595.00
Child Protection	\$10,562.69	\$10,562.69
Gross Sexual Assault	\$10,426.86	\$10,426.86
Aggravated Criminal Mischief	\$10,374.04	\$10,374.04
Violating Conditions of Release	\$10,245.00	\$10,245.00

MAINE COMMISSION ON PUBLIC DEFENSE SERVICES

Activity Report by Case Type

9/30/2025

DefenderData Case Type	Sep-25						Fiscal Year 2026			
	New Cases	Vouchers Submitted	Submitted Amount	Vouchers Paid	Approved Amount	Average Amount	Cases Opened	Vouchers Paid	Amount Paid	Average Amount
Appeal	19	53	\$114,735.62	58	\$ 126,856.81	\$2,187.19	55	152	\$ 354,725.92	\$2,333.72
Central Office Resource Counsel	0	6	\$2,805.00	1	\$ 2,385.00	\$2,385.00	0	6	\$ 7,530.00	\$1,255.00
Child Protection Petition	156	689	\$941,876.81	790	\$ 923,207.14	\$1,168.62	485	2,132	\$ 2,584,790.65	\$1,212.38
Drug Court	7	27	\$54,699.12	29	\$ 64,418.16	\$2,221.32	19	59	\$ 123,779.76	\$2,097.96
Emancipation	9	6	\$4,084.86	9	\$ 5,672.99	\$630.33	15	33	\$ 19,704.71	\$597.11
Felony	584	1,502	\$1,486,329.49	1,567	\$ 1,632,442.12	\$1,041.76	1,893	4,324	\$ 4,854,115.16	\$1,122.60
Involuntary Civil Commitment	24	48	\$29,964.26	90	\$ 55,244.76	\$613.83	211	271	\$ 159,812.06	\$589.71
Juvenile	99	154	\$132,889.79	173	\$ 153,285.02	\$886.04	311	446	\$ 441,435.10	\$989.76
Lawyer of the Day - Custody	280	290	\$189,928.66	324	\$ 212,460.00	\$655.74	879	891	\$ 600,785.71	\$674.28
Lawyer of the Day - Juvenile	4	5	\$2,130.00	4	\$ 1,800.00	\$450.00	8	8	\$ 3,600.00	\$450.00
Lawyer of the Day - Walk-in	148	135	\$88,470.53	141	\$ 92,721.56	\$657.60	388	392	\$ 253,906.89	\$647.72
PDS Provided Training	93	60	\$35,271.29	49	\$ 50,224.91	\$1,025.00	259	217	\$ 222,004.82	\$1,023.06
Misdemeanor	796	1,305	\$884,250.27	1,370	\$ 891,253.92	\$650.55	2,429	3,700	\$ 2,540,424.45	\$686.60
Petition, Modified Release Treatment	0	3	\$2,820.00	1	\$ 330.00	\$330.00	5	10	\$ 13,934.00	\$1,393.40
Petition, Release or Discharge	0	1	\$5,917.02	0			0	2	\$ 15,398.19	\$7,699.10
Petition, Termination of Parental Rights	0	2	\$9,225.00	4	\$ 9,675.00	\$2,418.75	0	5	\$ 18,690.00	\$3,738.00
Post Conviction Review	3	38	\$77,788.33	30	\$ 43,151.45	\$1,438.38	14	94	\$ 114,848.75	\$1,221.80
Probate	1	3	\$5,691.94	2	\$ 4,881.94	\$2,440.97	1	9	\$ 8,759.44	\$973.27
Probation Violation	161	292	\$195,967.02	279	\$ 181,690.80	\$651.22	522	747	\$ 521,760.53	\$698.47
Represent Witness on 5th Amendment	3	2	\$555.00	0			6	4	\$ 2,021.54	\$505.39
Resource Counsel Criminal	0	4	\$1,770.00	4	\$ 1,725.00	\$431.25	1	12	\$ 6,990.00	\$582.50
Resource Counsel Juvenile	0	1	\$60.00	3	\$ 585.00	\$195.00	0	5	\$ 1,712.76	\$342.55
Resource Counsel Mental Health	0	0		1	\$ 165.00	\$165.00	0	2	\$ 285.00	\$142.50
Resource Counsel NCR	0	0		0			0	0		
Resource Counsel Protective Custody	0	2	\$3,525.00	2	\$ 2,745.00	\$1,372.50	0	4	\$ 5,460.00	\$1,365.00
Review of Child Protection Order	0	8	\$19,320.00	11	\$ 11,152.50	\$1,013.86	0	39	\$ 48,944.64	\$1,254.99
Revocation of Administrative Release	0	0		0			2	5	\$ 1,980.00	\$396.00
Weapons Restrictions Case	20	45	\$26,352.18	51	\$ 30,746.40	\$602.87	130	152	\$ 79,532.70	\$523.24
TOTAL	2,407	4,681	\$4,316,427.19	4,993	\$ 4,498,820.48	\$901.03	7,633	13,721	\$ 13,006,932.78	\$947.96

MAINE COMMISSION ON PUBLIC DEFENSE SERVICES

Activity Report by Court

9/30/2025

Court	Sep-25						Fiscal Year 2026			
	New Cases	Vouchers Submitted	Submitted Amount	Vouchers Paid	Approved Amount	Average Amount	Cases Opened	Vouchers Paid	Amount Paid	Average Amount
ALFSC	0	1	\$510.00	1	\$ 510.00	\$510.00	6	1	\$ 510.00	\$510.00
AUBSC	6	10	\$7,725.00	11	\$ 9,352.68	\$850.24	8	19	\$ 19,627.68	\$1,033.04
AUGDC	16	61	\$115,682.57	51	\$ 62,400.31	\$1,223.54	78	172	\$ 272,504.22	\$1,584.33
AUGSC	0	4	\$4,743.00	1	\$ 1,966.50	\$1,966.50	6	10	\$ 25,910.69	\$2,591.07
BANDC	48	67	\$78,396.18	104	\$ 99,979.62	\$961.34	190	316	\$ 293,736.27	\$929.55
BANSC	3	1	\$157.50	2	\$ 3,074.70	\$1,537.35	5	5	\$ 13,549.76	\$2,709.95
BATSC	0	0		0			1	0		
BELDC	8	63	\$133,270.07	59	\$ 130,515.89	\$2,212.13	18	95	\$ 179,819.43	\$1,892.84
BELSC	0	0		0			0	0		
BIDDC	59	118	\$109,743.56	128	\$ 124,833.97	\$975.27	150	376	\$ 350,203.37	\$931.39
BRIDC	10	32	\$26,159.84	32	\$ 24,830.56	\$775.96	33	85	\$ 81,153.20	\$954.74
CALDC	1	7	\$6,511.80	10	\$ 7,174.35	\$717.44	14	25	\$ 20,849.43	\$833.98
CARDC	2	19	\$17,648.04	21	\$ 14,580.00	\$694.29	10	52	\$ 39,438.60	\$758.43
CARSC	1	0		1	\$ 570.00	\$570.00	2	4	\$ 1,515.00	\$378.75
DOVDC	2	5	\$4,716.84	9	\$ 11,655.96	\$1,295.11	15	33	\$ 37,573.80	\$1,138.60
DOVSC	0	0		0			1	0		
ELLDC	9	55	\$44,203.84	51	\$ 37,597.36	\$737.20	36	151	\$ 131,420.73	\$870.34
ELLSC	0	0		0			0	0		
FARDC	3	29	\$22,801.24	39	\$ 29,477.50	\$755.83	25	96	\$ 94,598.68	\$985.40
FARSC	0	0		0			1	0		
FORDC	2	9	\$8,250.00	11	\$ 6,960.00	\$632.73	8	31	\$ 27,780.36	\$896.14
HOUDC	4	15	\$13,271.52	21	\$ 16,324.44	\$777.35	15	58	\$ 55,685.70	\$960.10
HOUSC	0	0		0			0	0		
LEWDC	42	128	\$138,030.52	159	\$ 158,846.91	\$999.04	188	434	\$ 511,337.03	\$1,178.20
LINDC	10	13	\$22,907.60	15	\$ 20,973.02	\$1,398.20	25	34	\$ 34,750.62	\$1,022.08
MACDC	0	6	\$7,406.52	6	\$ 4,092.54	\$682.09	4	28	\$ 21,642.46	\$772.95
MACSC	1	0		1	\$ 5,070.51	\$5,070.51	2	1	\$ 5,070.51	\$5,070.51
MADDC	0	1	\$15,741.91	1	\$ 15,741.91	\$15,741.91	0	4	\$ 23,529.67	\$5,882.42
MILDC	3	2	\$1,335.00	1	\$ 1,035.00	\$1,035.00	6	5	\$ 10,932.68	\$2,186.54
NEWDC	6	18	\$7,603.50	23	\$ 20,573.70	\$894.51	21	73	\$ 59,186.70	\$810.78
PORDC	39	159	\$136,878.48	204	\$ 158,458.13	\$776.76	167	524	\$ 414,839.32	\$791.68
PORSC	1	1	\$210.00	1	\$ 210.00	\$210.00	6	6	\$ 5,658.56	\$943.09
PREDC	6	15	\$12,352.56	19	\$ 17,076.84	\$898.78	14	53	\$ 47,889.39	\$903.57
RODC	14	39	\$72,023.73	40	\$ 67,898.09	\$1,697.45	51	82	\$ 106,369.37	\$1,297.19
ROCSC	1	0		0			1	1	\$ 1,955.94	\$1,955.94
RUMDC	4	30	\$32,164.92	42	\$ 32,280.00	\$768.57	22	105	\$ 132,365.19	\$1,260.62
SKODC	28	42	\$70,751.22	56	\$ 59,209.94	\$1,057.32	66	162	\$ 234,379.65	\$1,446.79
SKOSC	0	0		0			0	2	\$ 1,734.77	\$867.39
SODUC	6	28	\$18,283.96	40	\$ 22,880.98	\$572.02	30	100	\$ 102,435.27	\$1,024.35
SOUSC	1	1	\$525.00	2	\$ 600.00	\$300.00	1	3	\$ 1,657.50	\$552.50
SPRDC	0	3	\$375.00	4	\$ 1,560.00	\$390.00	4	21	\$ 22,102.50	\$1,052.50
Law Ct	17	46	\$99,533.67	48	\$ 104,068.76	\$2,168.10	51	127	\$ 290,306.87	\$2,285.88
Training	93	68	\$41,503.79	51	\$ 55,107.41	\$1,080.54	258	226	\$ 235,429.82	\$1,041.72
YORCD	283	484	\$474,624.98	501	\$ 420,236.89	\$838.80	827	1,340	\$ 1,396,935.84	\$1,042.49
ARODC	129	224	\$222,019.74	196	\$ 169,762.86	\$866.14	436	738	\$ 582,747.50	\$789.63
ANDCD	178	558	\$338,146.32	518	\$ 340,598.00	\$657.53	499	1,278	\$ 868,242.56	\$679.38
KENCD	155	255	\$224,573.78	230	\$ 195,438.87	\$849.73	588	692	\$ 613,038.65	\$885.89
PENCD	215	421	\$357,389.25	452	\$ 374,407.65	\$828.34	643	1,188	\$ 1,052,767.58	\$886.17
SAGCD	40	78	\$59,823.50	78	\$ 50,071.82	\$641.95	137	242	\$ 221,789.85	\$916.49
WALCD	66	80	\$61,493.75	99	\$ 73,276.39	\$740.17	198	226	\$ 206,035.99	\$911.66
PISCD	16	27	\$37,131.80	21	\$ 34,810.52	\$1,657.64	60	60	\$ 100,873.60	\$1,681.23
HANCD	52	70	\$77,698.97	65	\$ 72,824.26	\$1,120.37	158	207	\$ 194,881.05	\$941.45
FRACD	36	57	\$34,770.01	70	\$ 40,785.88	\$582.66	130	205	\$ 208,259.50	\$1,015.90
WASCD	49	33	\$25,553.76	62	\$ 58,454.63	\$942.82	169	185	\$ 207,816.99	\$1,123.34
CUMCD	393	707	\$599,599.36	762	\$ 719,457.65	\$944.17	1,230	2,210	\$ 1,998,956.71	\$904.51
KNODC	55	79	\$78,255.57	82	\$ 76,690.86	\$935.25	161	235	\$ 202,082.00	\$859.92
SOMCD	95	134	\$108,725.17	154	\$ 133,318.01	\$865.70	283	359	\$ 344,492.15	\$959.59
OXFCD	89	213	\$173,442.57	250	\$ 232,454.68	\$929.82	289	582	\$ 469,427.15	\$806.58
LINCD	59	67	\$48,901.34	78	\$ 56,070.47	\$718.85	145	191	\$ 152,964.11	\$800.86
WATDC	16	25	\$42,730.70	32	\$ 44,394.00	\$1,387.31	41	92	\$ 114,994.46	\$1,249.94
WESDC	19	42	\$37,866.59	43	\$ 36,775.25	\$855.24	72	105	\$ 94,110.71	\$896.29
WISDC	2	19	\$36,528.65	26	\$ 37,673.09	\$1,448.97	7	51	\$ 59,823.64	\$1,173.01
WISSC	1	0		0			2	0		
YORDC	2	9	\$4,082.76	7	\$ 2,630.88	\$375.84	7	13	\$ 6,041.76	\$464.75
TOTAL	2,407	4,681	\$4,316,427.19	4,993	\$4,498,820.48	\$901.03	7,633	13,721	\$13,006,932.78	\$947.96

STATEMENT OF ALLOTMENTS/BUDGET
Maine Commission on Public Defense Services
FY26 As of 09/30/2025

Fund Approp Account Name

GENERAL		Quarter 1		Quarter 2		Quarter 3		Quarter 4		Total	
010	Z11201	1	2	1	2	1	2	1	2	1	2
	Object Class	PS	AO	PS	AO	PS	AO	PS	AO	PS	AO
	Budget/Allotmen	3,283,693	18,158,227	3,265,803	13,599,784	3,002,077	10,424,348	685,206	547,189	10,236,779	42,729,548
	Expenditures to date	(2,338,782)	(14,188,190)	-	-	-	-	-	-	(2,338,782)	(14,188,190)
	Encumbrances		(1,046,722)		-		-		-		(1,046,722)
	Total Available Allotment	944,911	2,923,314	3,265,803	13,599,784	3,002,077	10,424,348	685,206	547,189	7,897,997	27,494,635

OTHER SPECIAL REVENUE FUNDS

014	Z11201	Quarter 1		Quarter 2		Quarter 3		Quarter 4		Total	
	Object Class	1	2	1	2	1	2	1	2	1	2
		PS	AO	PS	AO	PS	AO	PS	AO	PS	AO
	Budget/Allotment	-	55,369	-	-	-	283,334	-	66,666	-	405,369
	Expenditures to date	-	(40,090)	-	-	-	-	-	-	-	(40,090)
	Encumbrances		(15,026)		-		-		-		(15,026)
	Total Available Allotment	-	254	-	-	-	283,334	-	66,666	-	350,254

OTHER SPECIAL REVENUE FUNDS

014	Z11202	Quarter 1		Quarter 2		Quarter 3		Quarter 4		Total	
	Object Class	1	2	1	2	1	2	1	2	1	2
		PS	AO	PS	AO	PS	AO	PS	AO	PS	AO
	Budget/Allotment	-	25,000	-	12,000	-	10,000	-	10,000	-	57,000
	Expenditures to date	-	-	-	-	-	-	-	-	-	-
	Encumbrances		-		-		-		-		-
	Total Available Allotment	-	25,000	-	12,000	-	10,000	-	10,000	-	57,000

MAINE COMMISSION ON PUBLIC DEFENSE SERVICES

	Personal Services	All Other Expenditures																Total All Other	Total Expenditures
		PROF. SERVICES, NOT BY STATE	PROF. SERVICES, BY STATE	TRAVEL EXPENSES, IN STATE	UTILITY SERVICES	RENTS	INSURANCE	GENERAL OPERATIONS	EMPLOYEE TRAINING	COMMODITIES FOOD	TECHNOLOGY	CLOTHING	EQUIPMENT AND TECHNOLOGY	OFFICE & OTHER SUPPLIES	LABOR AND INS CLIENT BENEFITS	CHARGES TO ASSETS AND LIAB.	TELECOMMU NICATIONS		
	31-39	40	41	42	45	46	48	49	50	51	53	54	55	56	65	90	95		
	10,236,779	22,484,310	18,698,571	229,990	-	75,000	3,760	58,850	7,900	-	1,103,515	-	18,979	43,673	-	-	5,000	42,729,548	52,966,327
Jul-25	958,692	5,088,111	24,744	3,113	-	26,369	9,503	141,664	1,125	7,223	103,018	-	-	4,905	-	785	2,167	5,412,727	6,371,420
Aug-25	671,020	3,858,988	33	7,349	-	819	-	109,415	821	12,275	23,839	-	600	14,989	46	300	-	4,029,475	4,700,495
Sep-25	709,069	4,560,908	-	2,428	16	-	225	112,991	4,630	-	56,562	145	-	7,935	-	150	-	4,745,989	5,455,058
Oct-25	-	-	-	-	-	-	-	-	-	-	-	-	-	-	-	-	-	-	-
Nov-25	-	-	-	-	-	-	-	-	-	-	-	-	-	-	-	-	-	-	-
Dec-25	-	-	-	-	-	-	-	-	-	-	-	-	-	-	-	-	-	-	-
Jan-26	-	-	-	-	-	-	-	-	-	-	-	-	-	-	-	-	-	-	-
Feb-26	-	-	-	-	-	-	-	-	-	-	-	-	-	-	-	-	-	-	-
Mar-26	-	-	-	-	-	-	-	-	-	-	-	-	-	-	-	-	-	-	-
Apr-26	-	-	-	-	-	-	-	-	-	-	-	-	-	-	-	-	-	-	-
May-26	-	-	-	-	-	-	-	-	-	-	-	-	-	-	-	-	-	-	-
Jun-26	-	-	-	-	-	-	-	-	-	-	-	-	-	-	-	-	-	-	-
Total	2,338,782	13,508,007	24,777	12,890	16	27,187	9,728	364,070	6,576	19,498	183,419	145	600	27,829	46	1,235	2,167	14,188,190	16,526,972

General Fund MCPDS Budget to Actual Report
Department of Administrative & Financial Services
Maine Commission of Public Defense Services
SFY2025 Budget Object Group
As of September 30, 2025

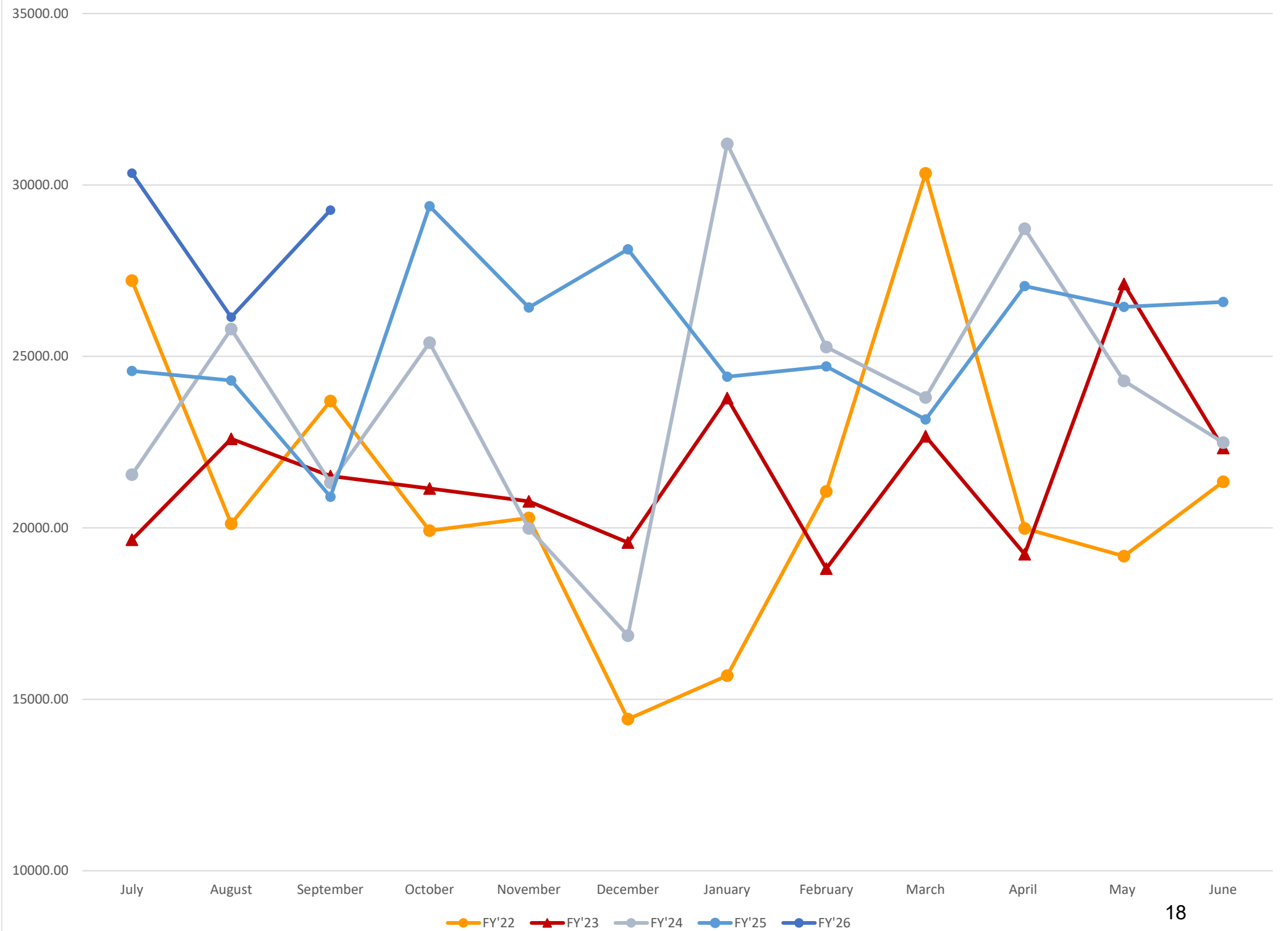
Object Group	Qtr 1	Qtr 2	Qtr 3	Qtr 4	Total FY26
GF PS Allotment	3,283,693	3,265,803	3,002,077	685,206	10,236,779
30 Personal Services	2,338,782	-	-	-	2,338,782
Total Personal Services	\$ 944,911	\$ 3,265,803	\$ 3,002,077	\$ 685,206	\$ 7,897,997
GF AO Allotment	18,158,226	13,599,784	10,424,348	547,189	42,729,547
4005 Reader & Interpreter Serv	3,109	-	-	-	3,109
4015 Casual Labor	-	-	-	-	-
4025 Ergonomic Evaluations	-	-	-	-	-
4031 Inspect & Investigation	27,072	-	-	-	27,072
4036 Instructor & Speaker Serv	-	-	-	-	-
4040 Court Appointed Attorneys	4,466,221	-	-	-	4,466,221
4042 Legal Services	8,820	-	-	-	8,820
4047 Psychological Examination	35,888	-	-	-	35,888
4073 Consultation Services	-	-	-	-	-
4095 Medical Reports	31	-	-	-	31
4096 Contractual Employee	4,894	-	-	-	4,894
4097 Clerical Support Serices	-	-	-	-	-
4099 Misc Prof Fees & Spec Srv	14,873	-	-	-	14,873
4105 Service Center	-	-	-	-	-
4131 Inspect & Invest. Serv	-	-	-	-	-
4250 W-2 Reportable In State Travel Non	-	-	-	-	-
4251 W-2 Reportable In State Travel Mile:	-	-	-	-	-
4260 Air Fare In State	-	-	-	-	-
4263 Car Rental In State	-	-	-	-	-

4270	Auto Mileage-Gen In State	2,442	-	-	-	2,442
4271	Other Transportation	6	-	-	-	6
4273	Hotel Room & Lodging	(20)	-	-	-	(20)
4274	Meals And Gratuities	-	-	-	-	-
4380	Auto Mileage-Gen Out-Of St	-	-	-	-	-
4381	Other Transportation Cost	-	-	-	-	-
4532	Bottled Water	16	-	-	-	16
4606	Rent Buildings And Office	-	-	-	-	-
4651	Misc Rents	-	-	-	-	-
4801	Insurance On Buildings	-	-	-	-	-
4825	General Liability Insur	-	-	-	-	-
4841	Employees Bonds	-	-	-	-	-
4852	Automobile Insurance	225	-	-	-	225
4901	Stamps	532	-	-	-	532
4906	Postal Set Up Fees	-	-	-	-	-
4909	Courier Service	6	-	-	-	6
4911	Postage	206	-	-	-	206
4912	Bus Reply & Postage Due	1	-	-	-	1
4913	Intragovernmental Service	34	-	-	-	34
4916	Conference Charges	-	-	-	-	-
4922	Waste Recycling	18	-	-	-	18
4929	Printing And Binding	-	-	-	-	-
4930	Transcripts	19,775	-	-	-	19,775
4931	Other Agent Materials	209	-	-	-	209
4946	Advertising Notices	599	-	-	-	599
4959	Expert Witness Fees	90,221	-	-	-	90,221
4960	Printing Posters And Sign	-	-	-	-	-
4969	Witness Fees	-	-	-	-	-
4974	Tuition Exp Other Than St	-	-	-	-	-
4975	Sales Tax Paid By State	-	-	-	-	-
4982	Periodicals Newspaper Sub	-	-	-	-	-
4983	Dues	1,390	-	-	-	1,390
4991	General Operating Expense	-	-	-	-	-
4994	Contract Payments	-	-	-	-	-

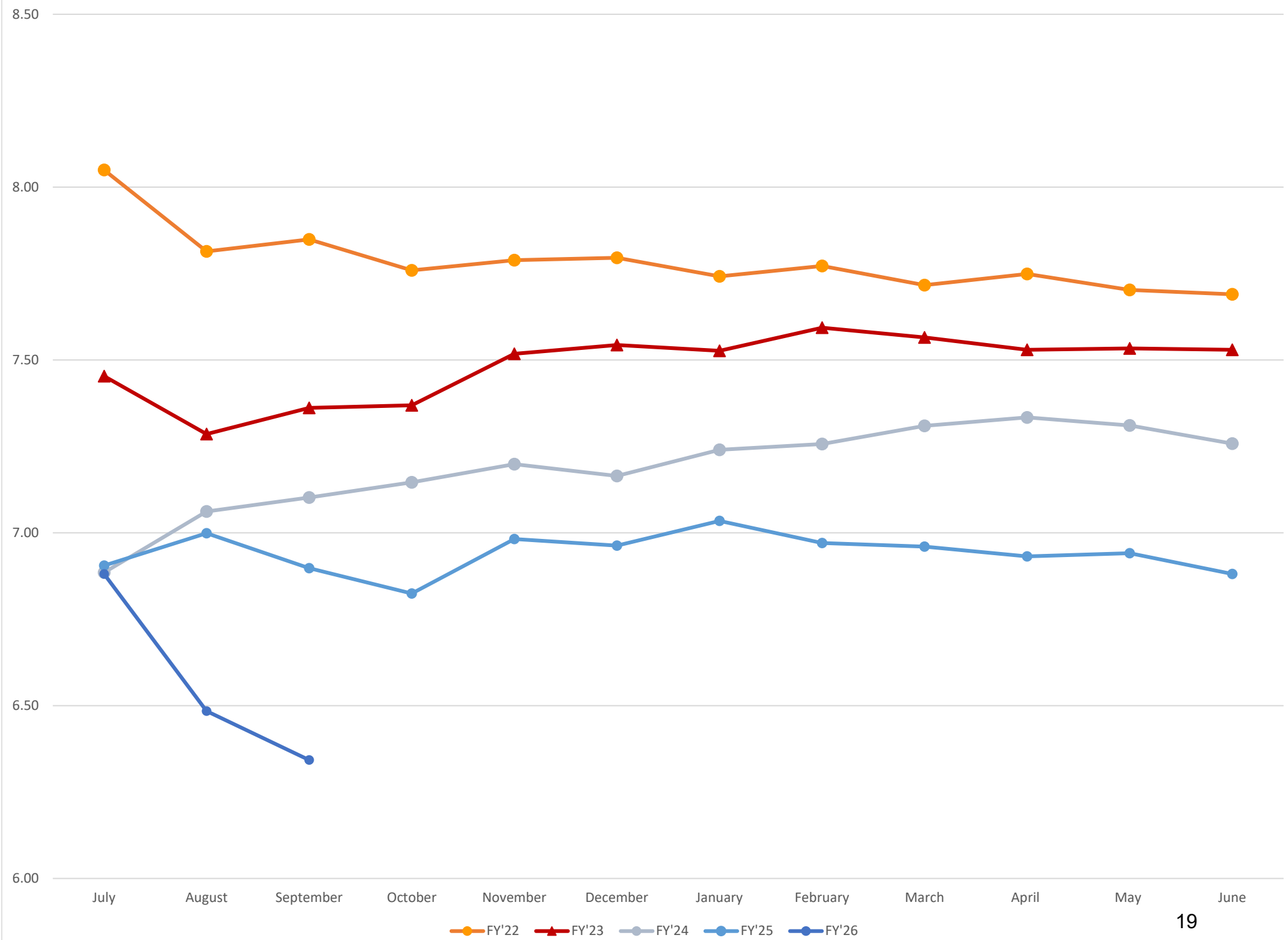
5001	Registration Fee-Non State	4,280	-	-	-	4,280
5002	Registration Fee-State	350	-	-	-	350
5010	Tuition-Continuing Education	-	-	-	-	-
5020	Books	-	-	-	-	-
5021	Supplies-Markers Etc.	-	-	-	-	-
5022	Films/Materials	-	-	-	-	-
5030	Training Rooms	-	-	-	-	-
5031	Training Facilities	-	-	-	-	-
5080	Training Catered Meals	-	-	-	-	-
5081	Training Refreshments	-	-	-	-	-
5150	Food	-	-	-	-	-
5151	Misc Foodstuffs	-	-	-	-	-
5301	Oit Professional Charges	2,243	-	-	-	2,243
5302	Telephone Service	3,360	-	-	-	3,360
5304	Cellular Phone Service	4,983	-	-	-	4,983
5310	It End User Services	15,409	-	-	-	15,409
5312	It Consulting-Non State	9,105	-	-	-	9,105
5315	It Applications-By State	2,343	-	-	-	2,343
5319	Web Site Maintenance	-	-	-	-	-
5331	Network Access	146	-	-	-	146
5341	Lease Purchase Hardware/System	1,076	-	-	-	1,076
5346	Pc & Ntwrking Software/License	-	-	-	-	-
5350	Repairs To Computers	130	-	-	-	130
5355	Software Maint / Licenses	11,151	-	-	-	11,151
5357	Printers	-	-	-	-	-
5370	Minor It Equipment	609	-	-	-	609
5389	Software Licenses <1 Year	6,007	-	-	-	6,007
5390	Communication Equipment	-	-	-	-	-
5401	Clothing	145	-	-	-	145
5540	Major Household Appliances	-	-	-	-	-
5562	Cell Phone Services	-	-	-	-	-
5590	Non-It Minor Equipment	-	-	-	-	-
5600	Office & Other Supplies	236	-	-	-	236
5602	Office Supplies	5,702	-	-	-	5,702

5627	Purchase Of Books	1,819	-	-	-	1,819
5636	Misc Supplies	127	-	-	-	127
5650	Misc Office Equipment	-	-	-	-	-
5654	Ergonomic Office Equip	-	-	-	-	-
5656	Modular Furniture	50	-	-	-	50
5662	Electrical Supplies	-	-	-	-	-
6547	Clothing	-	-	-	-	-
9070	Hardware Repairs & Maint	150	-	-	-	150
9073	Installation	-	-	-	-	-
9511	Repairs To Building	-	-	-	-	-
	Subtotal AO Expenses	4,745,989	-	-	-	4,745,989
	Contract Encumbrances	1,266,095	-	-	-	1,266,095
	Contract Expenses	(219,373)	-	-	-	(219,373)
	Subtotal Encumbrances	1,046,722	-	-	-	1,046,722
<hr/>						
	Total All Other	\$ 12,365,515	\$ 13,599,784	\$ 10,424,348	\$ 547,189	\$ 36,936,836
<hr/>						

Submitted Hours Amount



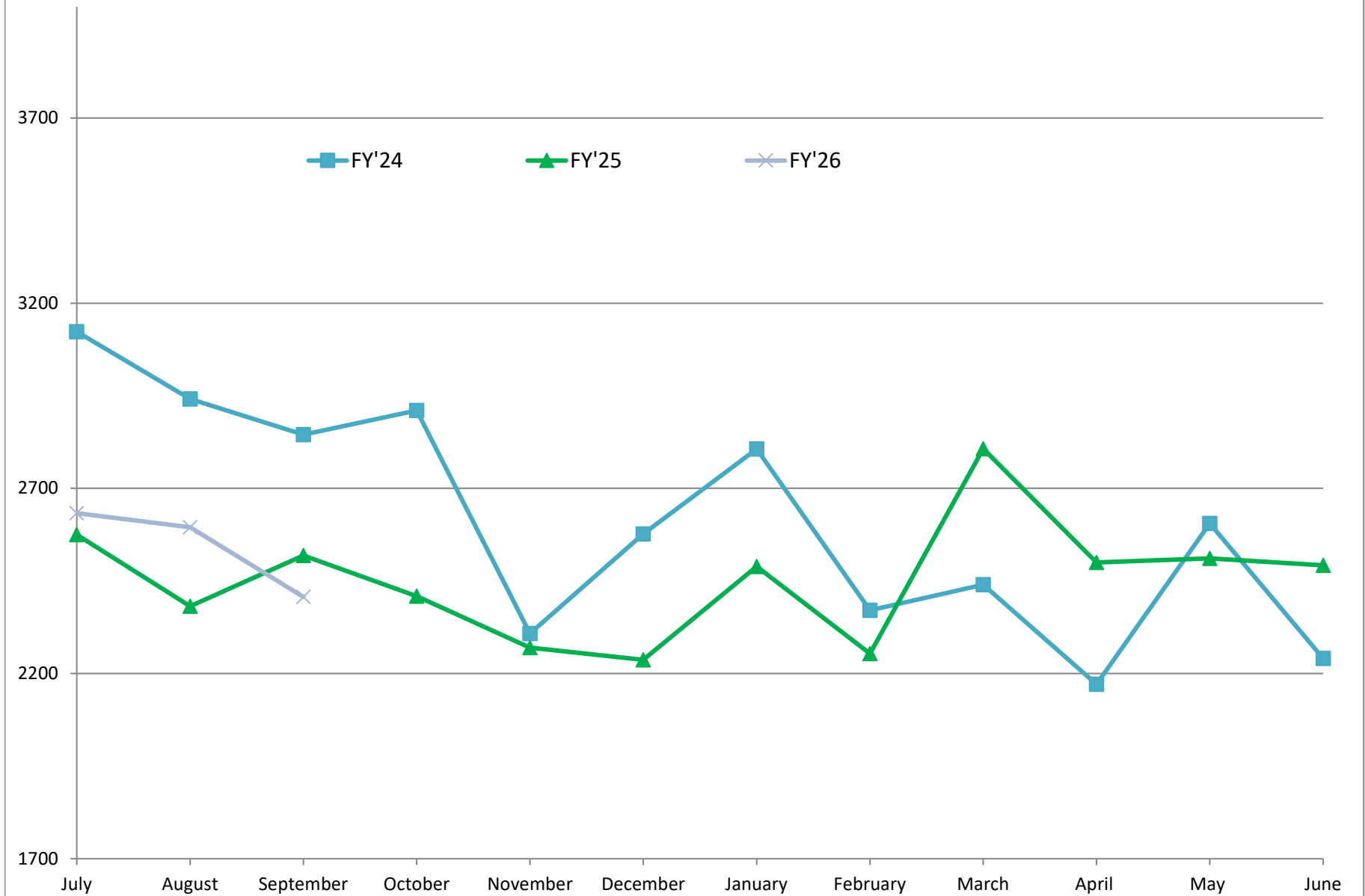
Average Hours per Voucher FYTD



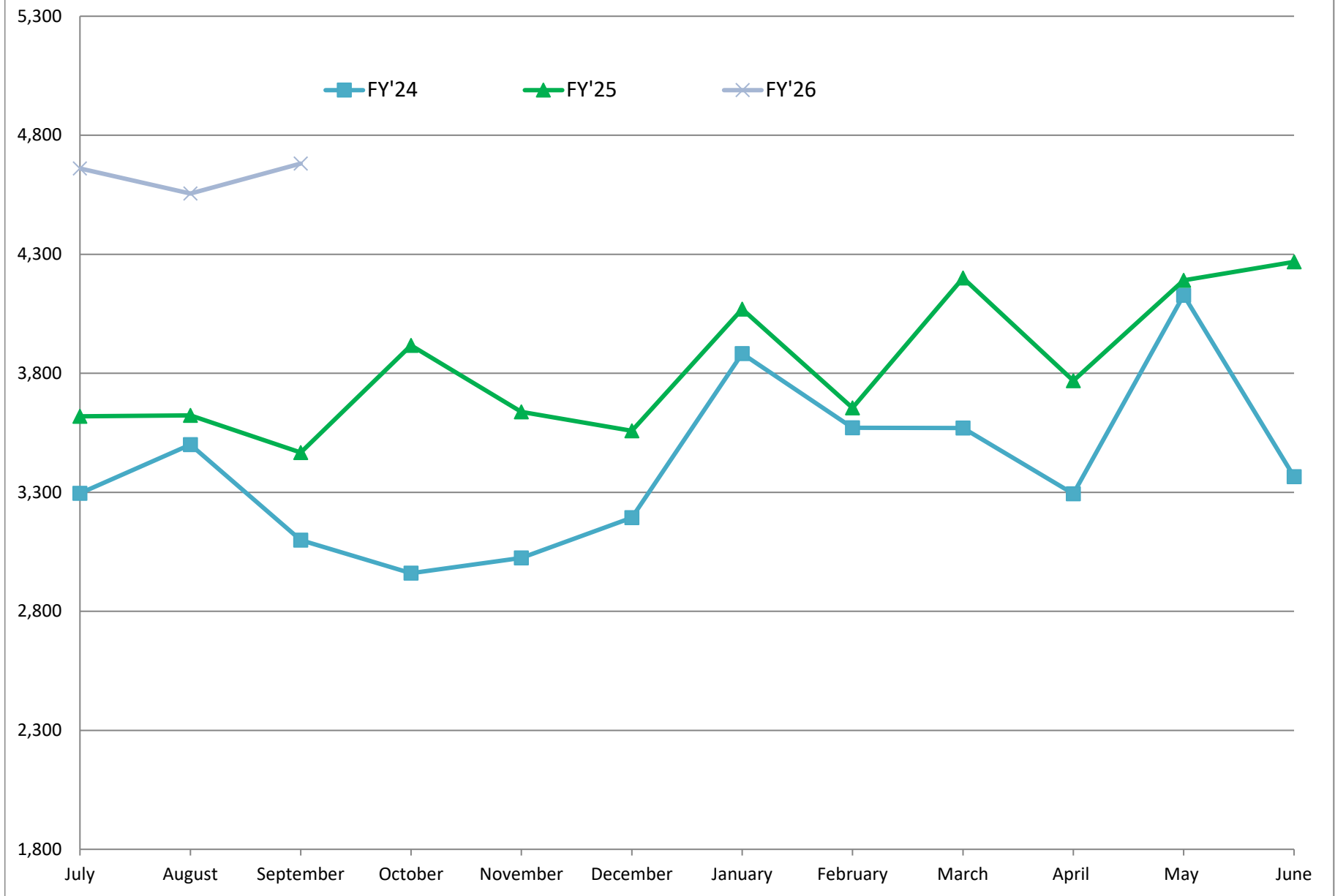
Monthly Average Hours per Voucher



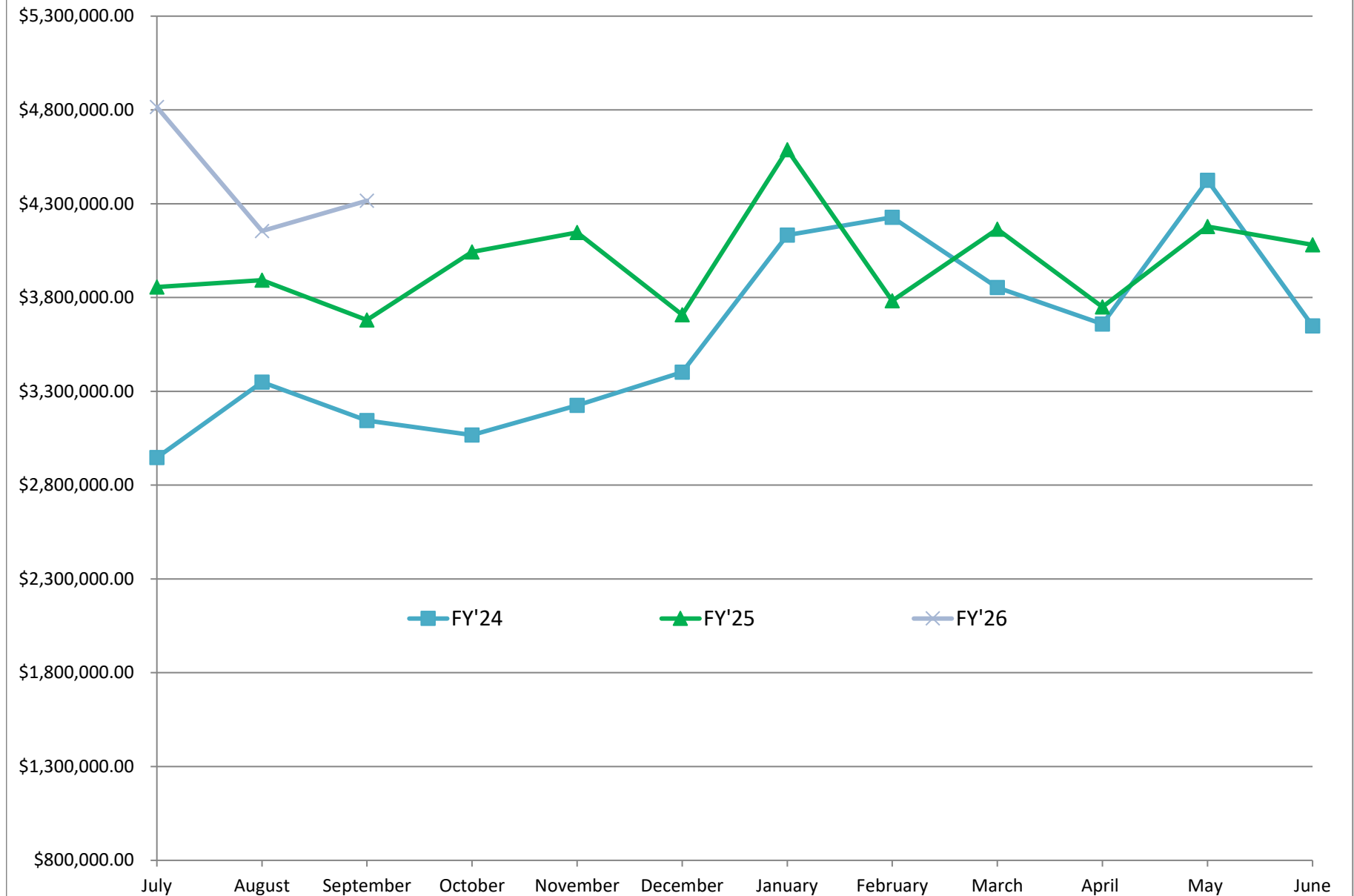
NEW CASES



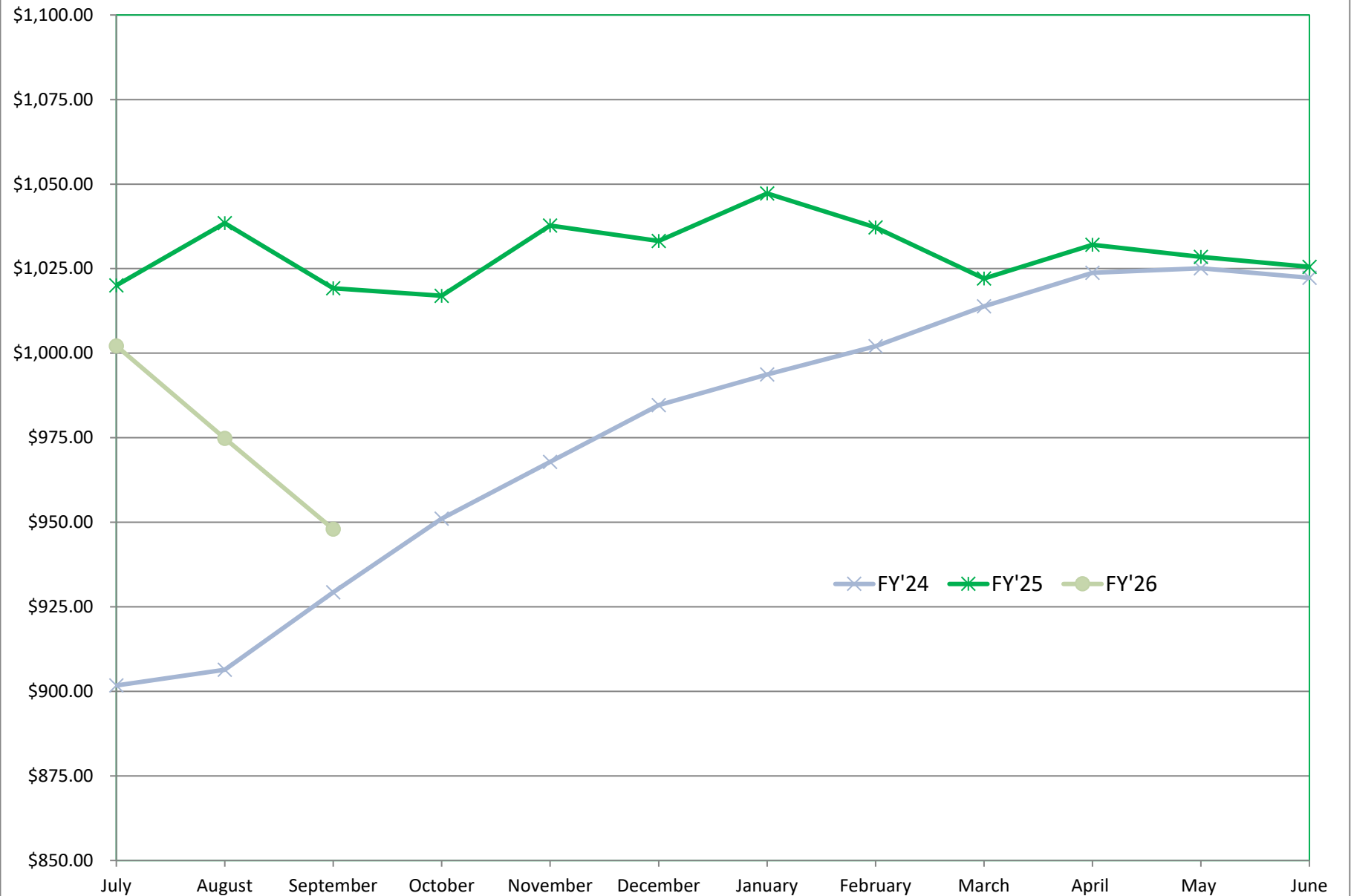
Submitted Vouchers



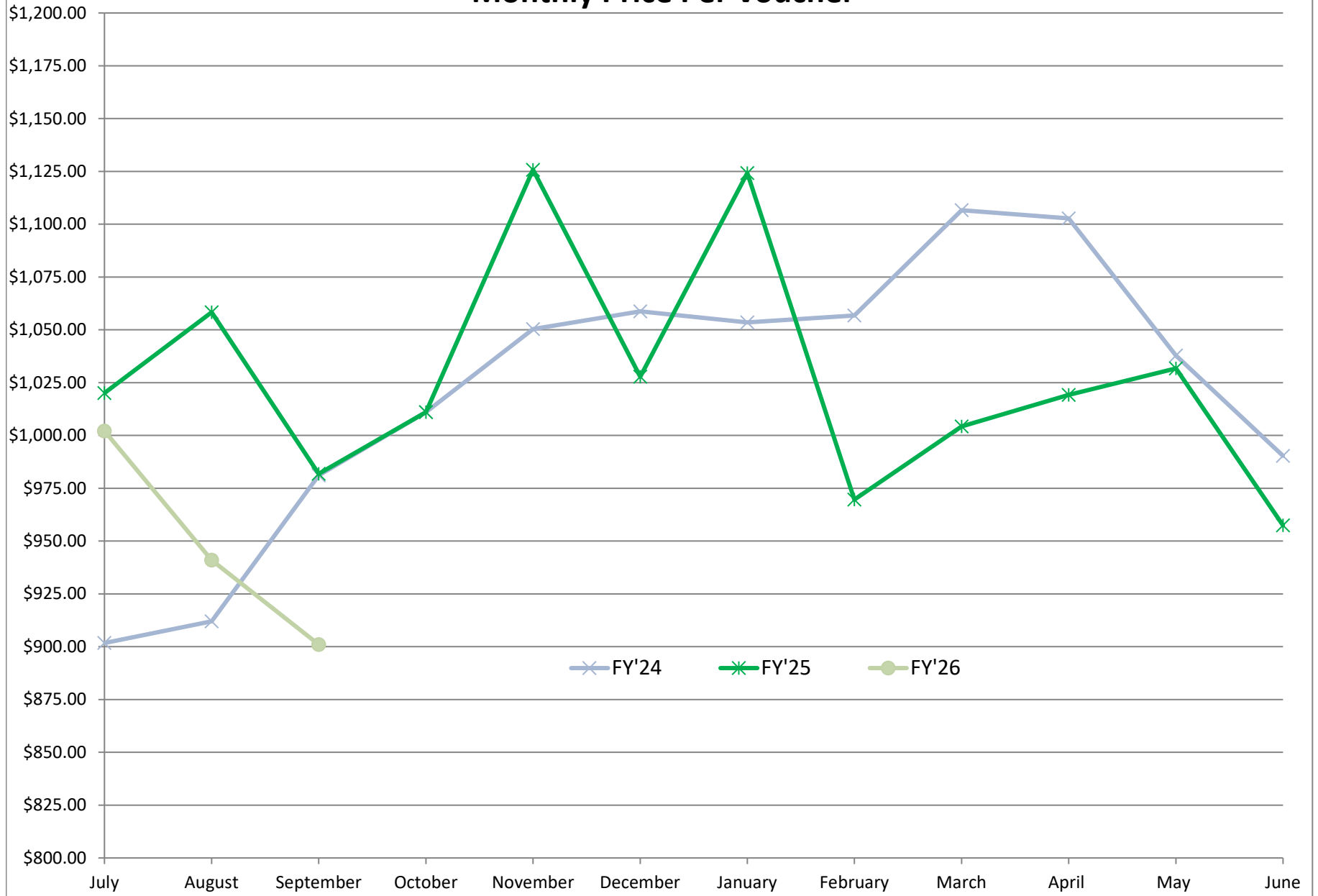
Submitted Voucher Amount



Average Voucher Price Fiscal Year to Date



Monthly Price Per Voucher



Pending UCD Cases as of October 3, 2025

UCD	FELONY				MISDEMEANOR				CIVIL VIOLATION			ALL CASES			
	Pending	On DD	No IA	% No IA	Pending	On DD	No IA	% No IA	Pending	No IA	% No IA	Pending	On DD	No IA	% No IA
Androscoggin	799	104	177	22.2%	1,631	184	564	34.6%	63	51	81.0%	2,493	288	792	31.8%
Aroostook	472	109	45	9.5%	748	242	201	26.9%	39	30	76.9%	1,259	351	276	21.9%
Caribou	104	25	8	7.7%	139	43	28	20.1%	6	2	33.3%	249	68	38	15.3%
Fort Kent	58	16	3	5.2%	141	60	41	29.1%	5	5	100.0%	204	76	49	24.0%
Houlton	132	26	11	8.3%	212	67	68	32.1%	11	10	90.9%	355	93	89	25.1%
Presque Isle	178	42	23	12.9%	256	72	64	25.0%	17	13	76.5%	451	114	100	22.2%
Cumberland	1,425	226	108	7.6%	3,319	513	581	17.5%	119	51	42.9%	4,863	739	740	15.2%
Bridgton	20	7	2	10.0%	251	56	43	17.1%	16	8	50.0%	287	63	53	18.5%
Portland	1,389	216	104	7.5%	2,751	398	454	16.5%	70	34	48.6%	4,210	614	592	14.1%
West Bath	16	3	2	12.5%	317	59	84	26.5%	33	9	27.3%	366	62	95	26.0%
Franklin	113	27	15	13.3%	308	92	93	30.2%	12	8	66.7%	433	119	116	26.8%
Hancock	230	33	15	6.5%	412	53	103	25.0%	56	35	62.5%	698	86	153	21.9%
Kennebec	581	109	41	7.1%	1,409	290	320	22.7%	26	21	80.8%	2,016	399	382	18.9%
Augusta	555	100	39	7.0%	909	172	188	20.7%	22	18	81.8%	1,486	272	245	16.5%
Waterville	26	9	2	7.7%	500	118	132	26.4%	4	3	75.0%	530	127	137	25.8%
Knox	234	25	20	8.5%	509	132	99	19.4%	7	0	0.0%	750	157	119	15.9%
Lincoln	194	38	23	11.9%	398	116	91	22.9%	15	7	46.7%	607	154	121	19.9%
Oxford	445	86	67	15.1%	819	183	214	26.1%	24	17	70.8%	1,288	269	298	23.1%
Bridgton	40	15	4	10.0%	80	20	28	35.0%	5	5	100.0%	125	35	37	29.6%
Rumford	7	2	0	0.0%	11	1	2	18.2%	0	0	0.0%	18	3	2	11.1%
South Paris	398	69	63	15.8%	728	162	184	25.3%	19	12	63.2%	1,145	231	259	22.6%
Penobscot	774	34	60	7.8%	1,710	34	580	33.9%	93	50	53.8%	2,577	68	690	26.8%
Bangor	752	34	56	7.4%	1,279	27	389	30.4%	23	12	52.2%	2,054	61	457	22.2%
Lincoln	5	0	3	60.0%	196	2	105	53.6%	45	23	51.1%	246	2	131	53.3%
Newport	17	0	1	5.9%	235	5	86	36.6%	25	15	60.0%	277	5	102	36.8%
Piscataquis	58	0	15	25.9%	95	2	42	44.2%	18	14	77.8%	171	2	71	41.5%
Sagadahoc	151	29	12	7.9%	387	120	82	21.2%	18	3	16.7%	556	149	97	17.4%
Somerset	325	70	25	7.7%	509	119	161	31.6%	18	13	72.2%	852	189	199	23.4%
Waldo	208	30	27	13.0%	375	94	77	20.5%	6	2	33.3%	589	124	106	18.0%
Washington	206	15	12	5.8%	352	46	90	25.6%	29	20	69.0%	587	61	122	20.8%
Calais	92	9	4	4.3%	165	19	46	27.9%	6	2	33.3%	263	28	52	19.8%
Machias	114	6	8	7.0%	187	27	44	23.5%	23	18	78.3%	324	33	70	21.6%
York	761	117	99	13.0%	2,412	671	555	23.0%	56	13	23.2%	3,229	788	667	20.7%
TOTAL	6,976	1,052	761	10.9%	15,393	2,891	3,853	25.0%	599	335	55.9%	22,968	3,943	4,949	21.5%

Columns	
Pending	Number of cases having at least one charge without a disposition, and without a currently active warrant.
On DD	Number of pending cases with an Order of Deferred Disposition entered.
No IA	Number of pending cases with a complaint filed, but not having an initial appearance or arraignment held or waived.
% No IA	Percent of pending cases without an initial appearance/arraignment.

Cases are categorized based on the most serious offense charged. Local ordinance violations filed with the court are not included in the reported counts.

Change in Pending UCD Cases, October 2024 to October 2025

Pending cases as of October 3 of each year

UCD	FELONY			MISDEMEANOR			CIVIL VIOLATION			ALL CASES		
	2024	2025	% Diff	2024	2025	% Diff	2024	2025	% Diff	2024	2025	% Diff
Androscoggin	811	799	-1.5%	1,466	1,631	11.3%	19	63	231.6%	2,296	2,493	8.6%
Aroostook	586	472	-19.5%	907	748	-17.5%	48	39	-18.8%	1,541	1,259	-18.3%
Caribou	97	104	7.2%	149	139	-6.7%	4	6	50.0%	250	249	-0.4%
Fort Kent	96	58	-39.6%	218	141	-35.3%	17	5	-70.6%	331	204	-38.4%
Houlton	155	132	-14.8%	235	212	-9.8%	13	11	-15.4%	403	355	-11.9%
Presque Isle	238	178	-25.2%	305	256	-16.1%	14	17	21.4%	557	451	-19.0%
Cumberland	1,433	1,425	-0.6%	3,642	3,319	-8.9%	156	119	-23.7%	5,231	4,863	-7.0%
Bridgton	18	20	11.1%	337	251	-25.5%	73	16	-78.1%	428	287	-32.9%
Portland	1,394	1,389	-0.4%	2,847	2,751	-3.4%	61	70	14.8%	4,302	4,210	-2.1%
West Bath	21	16	-23.8%	458	317	-30.8%	22	33	50.0%	501	366	-26.9%
Franklin	124	113	-8.9%	361	308	-14.7%	13	12	-7.7%	498	433	-13.1%
Hancock	314	230	-26.8%	531	412	-22.4%	48	56	16.7%	893	698	-21.8%
Kennebec	579	581	0.3%	1,432	1,409	-1.6%	16	26	62.5%	2,027	2,016	-0.5%
Augusta	540	555	2.8%	878	909	3.5%	11	22	100.0%	1,429	1,486	4.0%
Waterville	39	26	-33.3%	554	500	-9.7%	5	4	-20.0%	598	530	-11.4%
Knox	193	234	21.2%	501	509	1.6%	10	7	-30.0%	704	750	6.5%
Lincoln	151	194	28.5%	412	398	-3.4%	13	15	15.4%	576	607	5.4%
Oxford	498	445	-10.6%	868	819	-5.6%	16	24	50.0%	1,382	1,288	-6.8%
Bridgton	48	40	-16.7%	70	80	14.3%	0	5	0.0%	118	125	5.9%
Rumford	107	7	-93.5%	236	11	-95.3%	9	0	-100.0%	352	18	-94.9%
South Paris	343	398	16.0%	562	728	29.5%	7	19	171.4%	912	1,145	25.5%
Penobscot	763	774	1.4%	1,864	1,710	-8.3%	84	93	10.7%	2,711	2,577	-4.9%
Bangor	741	752	1.5%	1,436	1,279	-10.9%	32	23	-28.1%	2,209	2,054	-7.0%
Lincoln	6	5	-16.7%	202	196	-3.0%	46	45	-2.2%	254	246	-3.1%
Newport	16	17	6.3%	226	235	4.0%	6	25	316.7%	248	277	11.7%
Piscataquis	38	58	52.6%	78	95	21.8%	36	18	-50.0%	152	171	12.5%
Sagadahoc	168	151	-10.1%	389	387	-0.5%	16	18	12.5%	573	556	-3.0%
Somerset	269	325	20.8%	457	509	11.4%	21	18	-14.3%	747	852	14.1%
Waldo	182	208	14.3%	405	375	-7.4%	9	6	-33.3%	596	589	-1.2%
Washington	142	206	45.1%	285	352	23.5%	46	29	-37.0%	473	587	24.1%
Calais	71	92	29.6%	128	165	28.9%	17	6	-64.7%	216	263	21.8%
Machias	71	114	60.6%	157	187	19.1%	29	23	-20.7%	257	324	26.1%
York	764	761	-0.4%	2,839	2,412	-15.0%	91	56	-38.5%	3,694	3,229	-12.6%
TOTAL	7,015	6,976	-0.6%	16,437	15,393	-6.4%	642	599	-6.7%	24,094	22,968	-4.7%

Columns	
2024	Number of cases having at least one charge without a disposition, and without a currently active warrant as of October 3, 2024
2025	Number of cases having at least one charge without a disposition, and without a currently active warrant as of October 3, 2025
% Diff	Percent change in pending cases from 2024 to 2025. Red percentages represent an increase, green percentages a decrease.

Cases are categorized based on the most serious offense charged. Local ordinance violations filed with the courts are not included in the reported counts.

Change in Pending UCD Cases, October 2019 to October 2025

Pending cases as of October 3 of each year

UCD	FELONY			MISDEMEANOR			CIVIL VIOLATION			ALL CASES		
	2019	2025	% Diff	2019	2025	% Diff	2019	2025	% Diff	2019	2025	% Diff
Androscoggin	407	799	96.3%	1,324	1,631	23.2%	40	63	57.5%	1,771	2,493	40.8%
Aroostook	418	472	12.9%	788	748	-5.1%	44	39	-11.4%	1,250	1,259	0.7%
Caribou	62	104	67.7%	189	139	-26.5%	5	6	20.0%	256	249	-2.7%
Fort Kent	45	58	28.9%	150	141	-6.0%	7	5	-28.6%	202	204	1.0%
Houlton	135	132	-2.2%	179	212	18.4%	17	11	-35.3%	331	355	7.3%
Presque Isle	176	178	1.1%	270	256	-5.2%	15	17	13.3%	461	451	-2.2%
Cumberland	903	1,425	57.8%	2,613	3,319	27.0%	140	119	-15.0%	3,656	4,863	33.0%
Bridgton	12	20	66.7%	179	251	40.2%	43	16	-62.8%	234	287	22.6%
Portland	871	1,389	59.5%	2,118	2,751	29.9%	61	70	14.8%	3,050	4,210	38.0%
West Bath	20	16	-20.0%	316	317	0.3%	36	33	-8.3%	372	366	-1.6%
Franklin	92	113	22.8%	289	308	6.6%	22	12	-45.5%	403	433	7.4%
Hancock	190	230	21.1%	481	412	-14.3%	46	56	21.7%	717	698	-2.6%
Kennebec	402	581	44.5%	1,266	1,409	11.3%	52	26	-50.0%	1,720	2,016	17.2%
Augusta	389	555	42.7%	656	909	38.6%	25	22	-12.0%	1,070	1,486	38.9%
Waterville	13	26	100.0%	610	500	-18.0%	27	4	-85.2%	650	530	-18.5%
Knox	142	234	64.8%	304	509	67.4%	2	7	250.0%	448	750	67.4%
Lincoln	98	194	98.0%	241	398	65.1%	8	15	87.5%	347	607	74.9%
Oxford	197	445	125.9%	529	819	54.8%	31	24	-22.6%	757	1,288	70.1%
Bridgton	23	40	73.9%	69	80	15.9%	8	5	-37.5%	100	125	25.0%
Rumford	70	7	-90.0%	203	11	-94.6%	10	0	-100.0%	283	18	-93.6%
South Paris	104	398	282.7%	257	728	183.3%	13	19	46.2%	374	1,145	206.1%
Penobscot	412	774	87.9%	1,225	1,710	39.6%	94	93	-1.1%	1,731	2,577	48.9%
Bangor	405	752	85.7%	978	1,279	30.8%	56	23	-58.9%	1,439	2,054	42.7%
Lincoln	2	5	150.0%	127	196	54.3%	22	45	104.5%	151	246	62.9%
Newport	5	17	240.0%	120	235	95.8%	16	25	56.3%	141	277	96.5%
Piscataquis	23	58	152.2%	60	95	58.3%	30	18	-40.0%	113	171	51.3%
Sagadahoc	92	151	64.1%	320	387	20.9%	23	18	-21.7%	435	556	27.8%
Somerset	144	325	125.7%	506	509	0.6%	34	18	-47.1%	684	852	24.6%
Waldo	104	208	100.0%	281	375	33.5%	9	6	-33.3%	394	589	49.5%
Washington	107	206	92.5%	228	352	54.4%	31	29	-6.5%	366	587	60.4%
Calais	52	92	76.9%	110	165	50.0%	12	6	-50.0%	174	263	51.1%
Machias	55	114	107.3%	118	187	58.5%	19	23	21.1%	192	324	68.8%
York	733	761	3.8%	2,576	2,412	-6.4%	108	56	-48.1%	3,417	3,229	-5.5%
TOTAL	4,464	6,976	56.3%	13,031	15,393	18.1%	714	599	-16.1%	18,209	22,968	26.1%

Columns

2019	Number of cases having at least one charge without a disposition, and without a currently active warrant as of October 3, 2019
2025	Number of cases having at least one charge without a disposition, and without a currently active warrant as of October 3, 2025
% Diff	Percent change in pending cases from 2019 to 2025. Red percentages represent an increase, green percentages a decrease.

Cases are categorized based on the most serious offense charged. Local ordinance violations filed with the courts are not included in the reported counts.