

Maine Public Library Statistics

Annual Report FY 2009



64 State House Station, Augusta, ME 04333
(207) 287-5620
www.maine.gov/msl/

Table of Contents

Introduction.....	2
Using the Statistics Tables.....	2
Comparing Libraries.....	3
Maine Library Profile.....	4-6
Maine Public Library Top 15.....	7-14
Financial Summary by Population.....	15
Services Summary by Population.....	15
Population Categories.....	16
Under 1,000.....	16-23
1,000 – 2,499.....	24-35
2,500 – 4,999.....	36-43
5,000 – 9,999.....	44-51
10,000 – 24,999.....	52-56
Over 25,000.....	57-59
Survey Questions.....	60-70
Instructions -Data Definitions.....	71-81

The information in this report is designed to help librarians and trustees assess how well their libraries are performing, identify areas for improvement and make long range plans. The numbers can be used to:

- Show how the use of the library goes up over time
- Compare and contrast your library to nearby libraries or other libraries of the same size
- Combine census information and library statistical data in grant applications
- Illustrate the effectiveness of library services and programs
- Inform decision makers and your community about the value of the library
- Advocate for budget or staff increases

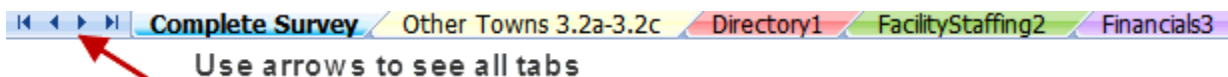
Use of the Value Calculator on the Maine State Library’s web page (<http://www.maine.gov/msl/services/calculator.htm>) illustrates the Return on Investment (ROI) that an individual library returns to its community (How to calculate the ROI).

Using the Statistic Tables

Find all Excel files for download at www.maine.gov/msl/libs/statistics/.

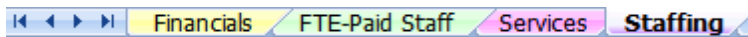
Complete Data

The raw data, collected through the FY 2008 Annual Report Survey for Maine Public Libraries, is available to analyze in one Excel workbook. A PDF version is not available because the length. **NOTE:** Colored tabs at the bottom of spreadsheets provide access to the different data sections.



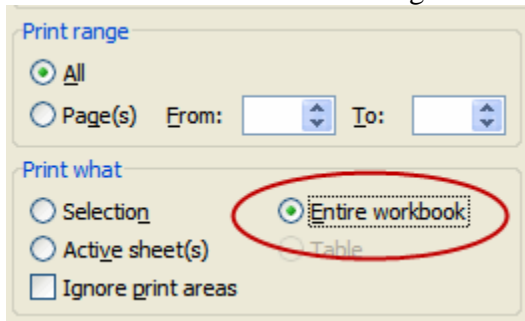
Selected Data and Per Capita Figures

The selected data and per capita computations may be downloaded as Excel workbooks or PDFs, **sorted by population served**. The bottom tabs provide links to the various data sections.



To Print a Workbook

Choose **Print** > In the Print dialog box be sure to select “**Entire Workbook**” under “Print What”.



Comparing Libraries

When reviewing your library's statistics in relation to those of another library, be sure to consider the differences in the communities the libraries operate in and differences in the ways libraries count statistics.

Circulation

For example, circulation periods can vary between libraries and even between different types of materials in the same library. To compare total circulation between libraries with different circulation periods, use the following formula:

A = 2 week circulation total

B = 3 week circulation total

A divided by (A + B) X 100 = A%

B divided by (A + B) X 100 = B%

A% + B% = 100%

Maine Public Library Profile 2009

263 or 98% of the 269 recognized libraries completed the Annual Report for 2009.

6 libraries did not complete the 2009 annual report: Bass Harbor Memorial Library (Bernard), Lewis Dana Hill Memorial Library (Lovell), Mattawamkeag Public Library, Owls Head Village Library, South Windham Public Library (Gorham), Washburn Memorial Library

*Calculations below **only include those libraries completing the 2009 Annual Report**, however **not all of these libraries** answered every questions.

***Population**

- Maine 2009 Population Est.- 1,361,714 (2008 Census estimate)
- Total Legal Service Area (LSA) for Maine Public Libraries (unduplicated) – 1,216,300
- Population with no library service - 145,414
- Average LSA = 19,530
- Median LSA = 5,221
- Libraries with LSA under 1,000 = 39
- Libraries with LSA 1,000 - 2,499 = 80
- Libraries with LSA 2,500 - 4,999 = 58
- Libraries with LSA 5,000 - 9,999 = 56
- Libraries with LSA 10,000 - 24,999 = 26
- Libraries with LSA 25,000 and over = 4

***Hours Open Per Week**

- Average = 28
- Median = 27
- Libraries open less than 10 hours a week = 27 or 10%
- Less than 15 hours a week = 54 or 21%
- Less than 20 hours a week = 90 or 34%

***Print Collection**

- Total Print Collection = 6,393,139
- Average = 24,401
- Median = 15,557
- Libraries with less than 5,000 volumes = 14 or 5%
- Less than 6,000 = 32 or 12%
- Less than 10,000 = 82 or 31%

***All Circulation**

- Total Circulation = 9,631,542
- Average = 37,044
- Median = 11,795
- Libraries with circulation under 1,000 = 23 or 9%
- Circulation under 5,000 = 99 or 38%

***Collection Expenditures**

- Total Collection Expenditure = \$4,101,624
- Average = \$15,596
- Median = \$6,140
- Libraries with book expend. under \$1,000 = 31 or 12%
- Book expenditure under \$5,000 = 118 or 45%

***Paid Staff**

- Total Salary (including benefits) = \$27,346,375
- Average = \$103,979
- Median = \$24,407
- Libraries with no paid staff = 31 or 12 %
- Under \$1,000 for paid staff = 1
- Under \$5,000 for paid staff = 64 or 24 %

***Municipal Appropriations**

- Total Municipal Appropriations = \$30,051,503
- Average = \$114,264
- Median = \$26,650
- Libraries with no municipal appropriations = 9 or 3%
- Municipal appropriation under \$1,000 = 17 or 6% (includes above)
- Municipal appropriation under \$5,000 = 60 or 23% (includes above)

***Total Expenditures**

- Total Expenditures = \$39,558,170
- Average = \$150,411
- Median = \$38,330
- Libraries with Total Expend. under \$1,000 = 4 or 2%
- Total Expenditures under \$5,000 = 25 or 10%
- Total Expenditures under \$10,000 = 49 or 19%

*Technology

- Number of libraries with no phone = 7 or 3%
- Number of libraries with no fax number = 132 or 50%
- Number of libraries with no email address = 24 or 9%
- Number of libraries with no website = 68 or 26%
- Number of libraries with no computer = 5 or 2%
- Number of libraries with one public computer = 16 or 6%
- 2-5 computers = 107 or 41%
- 6-10 computers = 59 or 22%
- More than 10 computers= 75 or 29%

Other Statistics

- 98.5% of the libraries are in towns with less than 25,000 residents
- 88.5% are in towns with fewer than 10,000 residents
- 17% have total operating budgets of less than \$10,000
- 37% spend less than \$25,000 a year for their total budget
- 51% spend less than \$25,000 on paid staff
- 6,718,517 visits were made to Maine public libraries in FY 2009.
(10 libraries who participated in the annual report **did not answer** this question)
- There were 770,881 registered Maine public library users in 2009.
(5 libraries **did not answer** on the annual report)

Program Attendance

Library Name	Municipality	Legal Service Area	Total Programs per Year	Total Attendance per Year
Old Town Public Library	Old Town	10,689	1,006	22,675
Curtis Memorial Library	Brunswick	26,953	808	18,831
Camden Public Library	Camden	5,220	605	16,253
Portland Public Library	Portland	62,561	773	16,050
Dyer Library	Saco	18,125	628	15,222
Lewiston Public Library	Lewiston	35,131	500	11,259
Rockland Public Library	Rockland	7,436	404	10,392
York Public Library	York	14,064	304	10,187
McArthur Public Library	Biddeford	21,435	639	10,093
Skidompha Public Library	Damariscotta	5,523	1,488	9,996
Auburn Public Library	Auburn	23,177	457	9,739
Jay-Niles Memorial Library	Jay	4,772	608	8,995
Patten Free Library	Bath	17,367	414	8,855
Mark And Emily Turner Memorial Library	Presque Isle	9,045	225	8,776
Freeport Community Library	Freeport	8,195	744	8,538

Program Attendance Per Capita

Library Name	Municipality	Legal Service Area	Total Programs per Year	Total Attendance per Year	Program Attendance Per Cap
Frenchboro Public Library	Frenchboro	41	41	440	10.73
Monhegan Memorial Library	Monhegan	70	30	525	7.50
Islesford Library	Cranberry Isles	118	122	827	7.01
Long Island Community Library	Long Island	194	73	1,152	5.94
Chebeague Island Library	Chebeague Island	333	176	1,892	5.68
Cliff Island Library	Portland	87	13	320	3.68
Guilford Memorial Library	Guilford	1,438	292	5,285	3.68
Camden Public Library	Camden	5,220	605	16,253	3.11
Pembroke Library	Pembroke	828	109	2,448	2.96
Charlotte Hobbs Memorial Library	Lovell	2,057	165	5,214	2.53
Witherle Memorial Library	Castine	1,457	388	3,336	2.29
Old Town Public Library	Old Town	10,689	1,006	22,675	2.12
Friend Memorial Public Library	Brooklin	777	106	1,645	2.12
Southwest Harbor Public Library	Southwest Harbor	1,942	284	4,046	2.08
Jay-Niles Memorial Library	Jay	4,772	608	8,995	1.88

Library Visits

Library Name	Municipality	Legal Service Area	Library Visits
Portland Public Library	Portland	62,561	452,666
Curtis Memorial Library	Brunswick	26,953	256,192
Bangor Public Library	Bangor	31,756	241,620
Ellsworth Public Library	Ellsworth	20,309	215,811
Dyer Library	Saco	18,125	209,985
Rockland Public Library	Rockland	7,436	202,815
Auburn Public Library	Auburn	23,177	181,792
Lewiston Public Library	Lewiston	35,131	177,300
Camden Public Library	Camden	5,220	169,574
Belfast Free Library	Belfast	9,754	152,836
Waterville Public Library	Waterville	16,016	148,700
Skidompha Public Library	Damariscotta	5,523	145,000
South Portland Public Library	South Portland	23,803	143,876
Patten Free Library	Bath	17,367	142,909
Scarborough Public Library	Scarborough	19,054	134,611

Library Visits Per Capita

Library Name	Municipality	Legal Service Area	Total Number of Patron Visits per Year	Library Visits Per Cap
Frenchboro Public Library	Frenchboro	41	2,000	48.78
Islesford Library	Cranberry Isles	118	5,085	43.09
Southwest Harbor Public Library	Southwest Harbor	1,942	78,923	40.64
Chebeague Island Library	Chebeague Island	333	13,425	40.32
Camden Public Library	Camden	5,220	169,574	32.49
Rockland Public Library	Rockland	7,436	202,815	27.27
Skidompha Public Library	Damariscotta	5,523	145,000	26.25
Long Island Community Library	Long Island	194	4,912	25.32
Monhegan Memorial Library	Monhegan	70	1,650	23.57
Blue Hill Public Library	Blue Hill	6,040	127,012	21.03
Paris Public Library	Paris	4,962	87,000	17.53
Witherle Memorial Library	Castine	1,457	23,573	16.18
Friend Memorial Public Library	Brooklin	777	12,500	16.09
Belfast Free Library	Belfast	9,754	152,836	15.67
Graves Memorial Library	Kennebunkport	3,984	59,500	14.93

Interlibrary Loan Provided to Other Libraries

Library Name	Municipality	Legal Service Area	Interlibrary Loans Provided to Other Libraries
Lewiston Public Library	Lewiston	35,131	29,866
Bangor Public Library	Bangor	31,756	24,603
Curtis Memorial Library	Brunswick	26,953	23,200
Lithgow Public Library	Augusta	18,282	19,675
Belfast Free Library	Belfast	9,754	18,148
Waterville Public Library	Waterville	16,016	16,110
Rockland Public Library	Rockland	7,436	15,992
Scarborough Public Library	Scarborough	19,054	14,471
Portland Public Library	Portland	62,561	14,102
Topsham Public Library	Topsham	9,827	13,703
Patten Free Library	Bath	17,367	13,691
Gardiner Public Library	Gardiner	16,892	13,621
South Portland Public Library	South Portland	23,803	13,449
Thomas Memorial Library	Cape Elizabeth	8,793	13,053
Baxter Memorial Library	Gorham	15,563	11,903

Interlibrary Loan Provided to Other Libraries Per Capita

Library Name	Municipality	Legal Service Area	Interlibrary Loans Provided	Interlibrary Loan Provided Per Cap
Witherle Memorial Library	Castine	1,457	3,368	2.31
Rockland Public Library	Rockland	7,436	15,992	2.15
Southwest Harbor Public Library	Southwest Harbor	1,942	3,815	1.96
Camden Public Library	Camden	5,220	10,123	1.94
Belfast Free Library	Belfast	9,754	18,148	1.86
Ludden Memorial Library	Dixfield	5,700	9,704	1.70
Thomas Memorial Library	Cape Elizabeth	8,793	13,053	1.48
Topsham Public Library	Topsham	9,827	13,703	1.39
Calais Free Library	Calais	3,184	4,093	1.29
Edythe Dyer Community Library	Hampden	6,914	8,109	1.17
Falmouth Memorial Library	Falmouth	10,724	11,831	1.10
Gray Public Library	Gray	7,541	8,183	1.09
Lithgow Public Library	Augusta	18,282	19,675	1.08
Rockport Public Library	Rockport	3,518	3,783	1.08
Waterville Public Library	Waterville	16,016	16,110	1.01

Total Circulation

Library Name	Municipality	Legal Service Area	Total Circulation	Lending Period (in weeks)
Portland Public Library	Portland	62,561	744,694	3
Bangor Public Library	Bangor	31,756	445,148	3
Curtis Memorial Library	Brunswick	26,953	396,657	3
South Portland Public Library	South Portland	23,803	280,140	3
Lewiston Public Library	Lewiston	35,131	230,001	2
Camden Public Library	Camden	5,220	225,970	2
Auburn Public Library	Auburn	23,177	202,725	2
Scarborough Public Library	Scarborough	19,054	200,774	3
Ellsworth Public Library	Ellsworth	20,309	194,010	3
Falmouth Memorial Library	Falmouth	10,724	190,525	2
Lithgow Public Library	Augusta	18,282	185,839	3
Kennebunk Free Library	Kennebunk	15,513	170,438	2
Patten Free Library	Bath	17,367	163,732	2
Rockland Public Library	Rockland	7,436	158,416	2
Freeport Community Library	Freeport	8,195	150,440	2

Total Circulation Per Capita

Library Name	Municipality	Legal Service Area	Total Circulation	Total Circulation Per Capita	Lending Period (wks)
Frenchboro Public Library	Frenchboro	41	2,400	58.54	2
Chebeague Island Library	Chebeague Island	333	15,168	45.55	2
Camden Public Library	Camden	5,220	225,970	43.29	2
Southwest Harbor Public Library	Southwest Harbor	1,942	65,305	33.63	3
Long Island Community Library	Long Island	194	5,981	30.83	2
Monhegan Memorial Library	Monhegan	70	2,000	28.57	2
Islesford Library	Cranberry Isles	118	2,899	24.57	2
Cliff Island Library	Portland	87	2,050	23.56	2
Guilford Memorial Library	Guilford	1,438	33,200	23.09	2
Friend Memorial Public Library	Brooklin	777	17,645	22.71	2
Paris Public Library	Paris	4,962	111,405	22.45	2
Alice L. Pendleton Library	Islesboro	653	14,226	21.79	2
Revere Memorial Library	Isle Au Haut	74	1,600	21.62	3
Rockland Public Library	Rockland	7,436	158,416	21.30	2
Blue Hill Public Library	Blue Hill	6,040	119,743	19.83	3

Number of Internet Users Per Year

Library Name	Municipality	Legal Service Area	Users of Internet Computers per Year
Portland Public Library	Portland	62,561	86,541
Curtis Memorial Library	Brunswick	26,953	75,593
Auburn Public Library	Auburn	23,177	63,710
Bangor Public Library	Bangor	31,756	57,579
Rockland Public Library	Rockland	7,436	46,575
Mark And Emily Turner Memorial Library	Presque Isle	9,045	37,316
McArthur Public Library	Biddeford	21,435	36,865
Skidompha Public Library	Damariscotta	5,523	34,002
Camden Public Library	Camden	5,220	32,951
Lewiston Public Library	Lewiston	35,131	30,334
Ellsworth Public Library	Ellsworth	20,309	30,055
Goodall Memorial Library	Sanford	21,156	26,718
Waterville Public Library	Waterville	16,016	24,139
Lithgow Public Library	Augusta	18,282	24,036
Patten Free Library	Bath	17,367	23,292

Number of Internet Users Per Capita

Library Name	Municipality	Legal Service Area	Users of Internet Computers per Year	Users of Internet Computers per Cap
Monhegan Memorial Library	Monhegan	70	820	11.71
Long Island Community Library	Long Island	194	2,089	10.77
Chebeague Island Library	Chebeague Island	333	3,564	10.70
Frenchboro Public Library	Frenchboro	41	300	7.32
Camden Public Library	Camden	5,220	32,951	6.31
Rockland Public Library	Rockland	7,436	46,575	6.26
Skidompha Public Library	Damariscotta	5,523	34,002	6.16
Guilford Memorial Library	Guilford	1,438	8,050	5.60
Islesford Library	Cranberry Isles	118	576	4.88
Great Cranberry Library	Cranberry Isles	118	560	4.75
Southwest Harbor Public Library	Southwest Harbor	1,942	8,314	4.28
Mark And Emily Turner Memorial Library	Presque Isle	9,045	37,316	4.13
Milbridge Public Library	Milbridge	1,309	5,226	3.99
Rangeley Public Library	Rangeley	1,621	6,100	3.76
Lubec Memorial Library	Lubec	1,528	5,488	3.59

Total Local Government Revenue

Library Name	Municipality	Legal Service Area	Total Local Revenue	Total Local Revenue Per Cap
Portland Public Library	Portland	62,561	\$3,118,396	\$49.85
Bangor Public Library	Bangor	31,756	\$1,536,907	\$48.40
Lewiston Public Library	Lewiston	35,131	\$1,213,838	\$34.55
Curtis Memorial Library	Brunswick	26,953	\$1,188,807	\$44.11
Auburn Public Library	Auburn	23,177	\$936,657	\$40.41
Scarborough Public Library	Scarborough	19,054	\$760,556	\$39.92
South Portland Public Library	South Portland	23,803	\$716,471	\$30.10
Ellsworth Public Library	Ellsworth	20,309	\$662,668	\$32.63
Lithgow Public Library	Augusta	18,282	\$610,668	\$33.40
Thomas Memorial Library	Cape Elizabeth	8,793	\$547,800	\$62.30
Belfast Free Library	Belfast	9,754	\$499,550	\$51.21
Walker Memorial Library	Westbrook	16,534	\$497,681	\$30.10
Rice Public Library	Kittery	10,427	\$492,361	\$47.22
Rockland Public Library	Rockland	7,436	\$466,645	\$62.75
Kennebunk Free Library	Kennebunk	15,513	\$436,365	\$28.13

Total Local Government Revenue Per Capita

Library Name	Municipality	Legal Service Area	Total Local Revenue	Total Local Revenue Per Cap
Chebeague Island Library	Chebeague Island	333	\$49,000	\$147.15
Alice L. Pendleton Library	Islesboro	653	\$67,936	\$104.04
Carrabassett Valley Public Library	Carrabassett Valley	470	\$30,975	\$65.90
Camden Public Library	Camden	5,220	\$340,000	\$65.13
Frenchboro Public Library	Frenchboro	41	\$2,600	\$63.41
Rockland Public Library	Rockland	7,436	\$466,645	\$62.75
Thomas Memorial Library	Cape Elizabeth	8,793	\$547,800	\$62.30
Vinalhaven Public Library	Vinalhaven	1,334	\$78,596	\$58.92
Witherle Memorial Library	Castine	1,457	\$80,050	\$54.94
Belfast Free Library	Belfast	9,754	\$499,550	\$51.21
Norway Memorial Library	Norway	4,762	\$239,000	\$50.19
Portland Public Library	Portland	62,561	\$3,118,396	\$49.85
Calais Free Library	Calais	3,184	\$154,536	\$48.54
Bangor Public Library	Bangor	31,756	\$1,536,907	\$48.40
Guilford Memorial Library	Guilford	1,438	\$68,000	\$47.29

Total Operating Revenue

Library Name	Municipality	Legal Service Area	Total Operating Revenue
Portland Public Library	Portland	62,561	\$3,704,646
Bangor Public Library	Bangor	31,756	\$2,418,644
Curtis Memorial Library	Brunswick	26,953	\$1,454,521
Lewiston Public Library	Lewiston	35,131	\$1,235,038
Auburn Public Library	Auburn	23,177	\$1,126,311
Scarborough Public Library	Scarborough	19,054	\$858,993
McArthur Public Library	Biddeford	21,435	\$817,074
Camden Public Library	Camden	5,220	\$813,800
South Portland Public Library	South Portland	23,803	\$746,539
Ellsworth Public Library	Ellsworth	20,309	\$692,593
Patten Free Library	Bath	17,367	\$688,875
Goodall Memorial Library	Sanford	21,156	\$680,586
Lithgow Public Library	Augusta	18,282	\$632,668
Rockland Public Library	Rockland	7,436	\$587,780
Kennebunk Free Library	Kennebunk	15,513	\$581,628

Total Operating Revenue Per Capita

Library Name	Municipality	Legal Service Area	Total Operating Revenue	Total Operating Revenue Per Cap
Monhegan Memorial Library	Monhegan	70	\$31,623	\$451.76
Chebeague Island Library	Chebeague Island	333	\$111,508	\$334.86
Great Cranberry Library	Cranberry Isles	118	\$32,750	\$277.54
Northeast Harbor Library	Mount Desert	2,163	\$416,180	\$192.41
Camden Public Library	Camden	5,220	\$813,800	\$155.90
Southwest Harbor Public Library	Southwest Harbor	1,942	\$278,531	\$143.42
Swans Island Public Library	Swans Island	303	\$42,440	\$140.07
North Haven Public Library	North Haven	380	\$52,572	\$138.35
Friend Memorial Public Library	Brooklin	777	\$100,122	\$128.86
Revere Memorial Library	Isle Au Haut	74	\$9,084	\$122.76
Alice L. Pendleton Library	Islesboro	653	\$79,647	\$121.97
Islesford Library	Cranberry Isles	118	\$11,676	\$98.95
Witherle Memorial Library	Castine	1,457	\$138,900	\$95.33
Rangeley Public Library	Rangeley	1,621	\$141,900	\$87.54
Frenchboro Public Library	Frenchboro	41	\$3,300	\$80.49

Staff Expenditures

Library Name	Municipality	Legal Service Area	Total Paid Employees (FTE)	Total Staff Expenditures
Portland Public Library	Portland	62,561	45.02	\$2,475,992
Bangor Public Library	Bangor	31,756	35.60	\$1,730,555
Curtis Memorial Library	Brunswick	26,953	18.30	\$977,284
Lewiston Public Library	Lewiston	35,131	19.00	\$881,935
Auburn Public Library	Auburn	23,177	20.00	\$758,234
South Portland Public Library	South Portland	23,803	11.63	\$746,206
Scarborough Public Library	Scarborough	19,054	12.44	\$613,799
McArthur Public Library	Biddeford	21,435	13.46	\$538,476
Walker Memorial Library	Westbrook	16,534	12.62	\$536,985
Lithgow Public Library	Augusta	18,282	11.50	\$521,968
Camden Public Library	Camden	5,220	9.50	\$506,384
Patten Free Library	Bath	17,367	10.80	\$492,580
Thomas Memorial Library	Cape Elizabeth	8,793	8.62	\$456,624
Ellsworth Public Library	Ellsworth	20,309	10.00	\$429,213
Kennebunk Free Library	Kennebunk	15,513	11.05	\$421,455

FY09 Financial Statistics by Population Category

Population Groups	Number of Libraries	Local Gov. Revenue	Total Operating Revenue	Total Staff Expenditures	Total Collection Expenditures	Total Operating Expenditures
Less Than 1,000	39	\$376,840	\$907,947	\$404,990	\$126,613	\$774,438
1,000-2,499	80	\$1,363,520	\$2,852,498	\$1,575,985	\$347,543	\$2,724,468
2,500-4,999	58	\$3,194,707	\$4,253,369	\$2,763,875	\$633,478	\$4,257,504
5,000-9,999	56	\$8,164,645	\$11,126,059	\$7,484,807	\$1,139,999	\$10,835,420
10,000-24,999	26	\$9,943,843	\$12,315,937	\$9,050,952	\$1,087,401	\$12,184,938
25,000 and over	4	\$7,057,948	\$8,812,849	\$6,065,766	\$766,590	\$8,781,402
TOTALS	\$ 263	\$ 30,101,503	\$ 40,268,659	\$ 27,346,375	\$ 4,101,624	\$ 39,558,170

FY09 Services Statistics by Population Category

Population Groups	# of Libraries	Registered Patrons	Library Visits	Reference Transact.	Total Programs	Total Program Attend.	ILL Provide	ILL Rec'd	Total Print Collection	Total All Circulation	Users of Internet Computers
Less Than 1,000	39	28,547	109,004	6,234	1,360	28,232	494	1,870	358,528	138,179	26,835
1,000-2,499	80	96,046	477,971	25,238	3,851	57,265	9,488	17,828	995,648	600,510	106,696
2,500-4,999	58	113,185	698,748	67,571	5,024	64,129	19,850	30,446	1,066,043	1,173,653	133,789
5,000-9,999	56	204,546	2,087,154	190,417	9,438	148,748	124,768	140,686	1,610,406	2,839,454	388,901
10,000-24,999	26	193,467	2,217,862	179,469	8,021	165,966	170,855	173,831	1,272,483	3,063,246	422,633
25,000 and over	4	135,090	1,127,778	137,304	2,510	53,470	91,771	75,693	1,090,031	1,816,500	250,047
TOTALS	263	770,881	6,718,517	606,233	30,204	517,810	417,226	440,354	6,393,139	9,631,542	1,328,901

Financials for Population under 1,000

Library Name	Municipality	LSA	Total Local Gov. Revenue	Per Cap Local Gov. Revenue	Total Operating Revenue	Per Cap Total Operating Revenue	Total Staff Expenditures	Total Collection Expenditures	Total Operating Expenditures	Per Cap Total Operating Expend.
Alice L. Pendleton Library	Islesboro	653	\$67,936	\$104.04	\$79,647	\$121.97	\$53,076	\$12,227	\$75,249	\$115.24
Andover Public Library	Andover	914	\$27,119	\$29.67	\$27,990	\$30.62	\$15,978	\$7,000	\$26,978	\$29.52
Anna Field Fernald Library	Detroit	881	\$1,800	\$2.04	\$2,828	\$3.21	\$0	\$444	\$1,081	\$1.23
Bremen Public Library	Bremen	809	\$3,500	\$4.33	\$24,367	\$30.12	\$14,399	\$3,397	\$27,413	\$33.89
Brooksville Free Public Library	Brooksville	842	\$4,500	\$5.34	\$38,640	\$45.89	\$20,324	\$5,260	\$36,054	\$42.82
Carrabassett Valley Public Library	Carrabassett Vall	470	\$30,975	\$65.90	\$34,025	\$72.39	\$14,016	\$2,341	\$20,061	\$42.68
Charleston Public Library	Charleston	297	\$2,000	\$6.73	\$2,350	\$7.91	\$0	\$1,431	\$1,431	\$4.82
Chebeague Island Library	Chebeague Island	333	\$49,000	\$147.15	\$111,508	\$334.86	\$49,100	\$6,304	\$110,998	\$333.33
Cliff Island Library	Portland	87	\$0	\$0.00	\$4,500	\$51.72	\$1,800	\$2,300	\$4,475	\$51.44
Coolidge Library	Solon	999	\$8,000	\$8.01	\$12,500	\$12.51	\$5,210	\$966	\$8,772	\$8.78
Faye O'Leary Hafford Library	Allagash	269	\$500	\$1.86	\$15,699	\$58.36	\$0	\$0	\$12,242	\$45.51
Frenchboro Public Library	Frenchboro	41	\$2,600	\$63.41	\$3,300	\$80.49	\$0	\$200	\$300	\$7.32
Friend Memorial Public Library	Brooklin	777	\$8,000	\$10.30	\$100,122	\$128.86	\$59,495	\$14,313	\$100,122	\$128.86
Gallison Memorial Library	Harrington	901	\$6,093	\$6.76	\$8,717	\$9.67	\$0	\$255	\$7,925	\$8.80
Great Cranberry Library	Cranberry Isles	118	\$3,600	\$30.51	\$32,750	\$277.54	\$18,827	\$1,741	\$21,253	\$180.11
Harvey Memorial Library	Parkman	768	\$0	\$0.00	\$1,881	\$2.45	\$780	\$552	\$1,332	\$1.73
Islesford Library	Cranberry Isles	118	\$3,800	\$32.20	\$11,676	\$98.95	\$4,779	\$1,693	\$8,067	\$68.36
Jackman Public Library	Jackman	951	\$1,350	\$1.42	\$9,258	\$9.74	\$0	\$378	\$9,098	\$9.57
Lincoln Memorial Library	Dennysville	303	\$3,500	\$11.55	\$4,107	\$13.55	\$0	\$857	\$3,761	\$12.41
Long Island Community Library	Long Island	194	\$4,800	\$24.74	\$12,776	\$65.86	\$0	\$3,217	\$5,376	\$27.71
Louise Clements Library	Cutler	670	\$50	\$0.07	\$4,050	\$6.04	\$0	\$2,200	\$2,500	\$3.73
Monhegan Memorial Library	Monhegan	70	\$500	\$7.14	\$31,623	\$451.76	\$15,435	\$3,011	\$28,696	\$409.94
Monroe Community Library	Monroe	862	\$500	\$0.58	\$750	\$0.87	\$0	\$500	\$500	\$0.58
Monson Public Library	Monson	655	\$1,950	\$2.98	\$6,886	\$10.51	\$2,568	\$476	\$6,148	\$9.39
New Portland Community Library	New Portland	773	\$1,500	\$1.94	\$15,066	\$19.49	\$2,400	\$1,346	\$15,351	\$19.86
New Vineyard Public Library	New Vineyard	790	\$3,000	\$3.80	\$7,477	\$9.46	\$4,560	\$1,293	\$7,531	\$9.53
North Haven Public Library	North Haven	380	\$6,500	\$17.11	\$52,572	\$138.35	\$21,854	\$10,090	\$34,090	\$89.71
Otis Public Library	Otis	502	\$2,500	\$4.98	\$2,500	\$4.98	\$0	\$900	\$1,400	\$2.79
Pembroke Library	Pembroke	828	\$500	\$0.60	\$6,345	\$7.66	\$0	\$6,525	\$6,900	\$8.33
Princeton Public Library	Princeton	817	\$12,868	\$15.75	\$12,868	\$15.75	\$10,048	\$1,600	\$14,468	\$17.71
Revere Memorial Library	Isle Au Haut	74	\$2,000	\$27.03	\$9,084	\$122.76	\$2,535	\$2,100	\$5,251	\$70.96
Rutherford Library	South Bristol	840	\$4,000	\$4.76	\$38,850	\$46.25	\$7,260	\$5,570	\$23,460	\$27.93

Financials for Population under 1,000

Library Name	Municipality	LSA	Total Local Gov. Revenue	Per Cap Local Gov. Revenue	Total Operating Revenue	Per Cap Total Operating Revenue	Total Staff Expenditures	Total Collection Expenditures	Total Operating Expenditures	Per Cap Total Operating Expend.
Shaw Public Library - Mercer	Mercer	638	\$4,000	\$6.27	\$4,039	\$6.33	\$1,553	\$0	\$1,568	\$2.46
Sherman Public Library	Sherman	888	\$7,500	\$8.45	\$8,250	\$9.29	\$4,082	\$1,900	\$8,289	\$9.33
Southport Memorial Library	Southport	684	\$50,000	\$73.10	\$55,316	\$80.87	\$33,248	\$12,200	\$45,448	\$66.44
Stratton Public Library	Eustis	880	\$30,399	\$34.54	\$31,117	\$35.36	\$21,796	\$2,285	\$25,649	\$29.15
Swans Island Public Library	Swans Island	303	\$10,000	\$33.00	\$42,440	\$140.07	\$13,240	\$4,439	\$28,997	\$95.70
Weld Public Library	Weld	407	\$1,500	\$3.69	\$28,124	\$69.10	\$4,804	\$3,979	\$25,976	\$63.82
Winter Harbor Public Library	Winter Harbor	963	\$8,500	\$8.83	\$11,949	\$12.41	\$1,823	\$1,323	\$10,228	\$10.62
	AVERAGES	583	\$9,663	\$20.78	\$23,281	\$67.79	\$10,384	\$3,246	\$19,857	\$53.90
	MEDIANS	670	\$3,600	\$7.14	\$12,500	\$30.62	\$4,082	\$1,900	\$9,098	\$27.71

FTE Paid Staff for Population under 1,000

Library Name	Municipality	LSA	FTE Librarian with MLS	FTE Title of Librarian	FTE Other Paid Staff	Total Paid Staff (Actual # People)
Alice L. Pendleton Library	Islesboro	653	0	0.95	0.4	2
Andover Public Library	Andover	914	0	0.5	0.21	3
Anna Field Fernald Library	Detroit	881	0	0	0	0
Bremen Public Library	Bremen	809	0	0.53	0	1
Brooksville Free Public Library	Brooksville	842	0.67	0.67	0.12	2
Carrabasset Valley Public Library	Carrabasset Valley	470	0	0.38	0	1
Charleston Public Library	Charleston	297	0	0	0	0
Chebeague Island Library	Chebeague Island	333	0	1.27	0	2
Cliff Island Library	Portland	87	0	0.2	0	1
Coolidge Library	Solon	999	0	0.38	0	1
Faye O'Leary Hafford Library	Allagash	269	0	0	0	0
Frenchboro Public Library	Frenchboro	41	0	0	0	0
Friend Memorial Public Library	Brooklin	777	0.8	0.8	0.6	5
Garrison Memorial Library	Harrington	901	0	0	0	0
Great Cranberry Library	Cranberry Isles	118	0	0.28	0.08	2
Harvey Memorial Library	Parkman	768	0	0.73	0	1
Islesford Library	Cranberry Isles	118	0	0.25	0	1
Jackman Public Library	Jackman	951	0	0	0	0
Lincoln Memorial Library - Dennysville	Dennysville	303	0	0	0	0
Long Island Community Library	Long Island	194	0	0	0	0
Louise Clements Library	Cutler	670	0	0	0	0
Monhegan Memorial Library	Monhegan	70	0	0.33	0.02	1
Monroe Community Library	Monroe	862	0	0	0	0
Monson Public Library	Monson	655	0	0	0.2	1
New Portland Community Library	New Portland	773	0	0.125	0	1
New Vineyard Public Library	New Vineyard	790	0	0.25	0	1
North Haven Public Library	North Haven	380	0	0.2	0.03	2
Otis Public Library	Otis	502	0	0	0	0
Pembroke Library	Pembroke	828	0	0	0	0
Princeton Public Library	Princeton	817	0	0.5	0.05	2
Revere Memorial Library	Isle Au Haut	74	0	0.5	0	1
Rutherford Library	South Bristol	840	0	0.38	0	1
Shaw Public Library - Mercer	Mercer	638	0	0.15	0	1

FTE Paid Staff for Population under 1,000

Library Name	Municipality	LSA	FTE Librarian with MLS	FTE Title of Librarian	FTE Other Paid Staff	Total Paid Staff (Actual # People)
Sherman Public Library	Sherman	888	0	0.25	0	1
Southport Memorial Library	Southport	684	0	0.48	0.57	3
Stratton Public Library	Eustis	880	0	0.825	0	1
Swans Island Public Library	Swans Island	303	0	0.5	0.1	2
Weld Public Library	Weld	407	0	0.25	0	1
Winter Harbor Public Library	Winter Harbor	963	0	0.1	0.11	4

Services for Population under 1,000

Library Name	Municipality	LSA	Total Reg. Patrons	Total Patron Visits	Total Refer. Trans.	Total Prog. per Year	Total Prog. Attend. Per Year	Total ILL Prov.	Total ILL Rec.	Total Children, YA, Adult Collection	Per Cap Collect.	Total All Circ.	Per Cap Circ.	Comp. Users per Year
Alice L. Pendleton Library	Islesboro	658	1,983	9,014	178	52	539	0	53	21,326	32.41	14,226	21.62	2,198
Andover Public Library	Andover	914	869	5,288	0	5	20	0	27	13,062	14.29	6,580	7.20	1,665
Anna Field Fernald Library	Detroit	881	283	118	0	5	48	0	0	4,441	5.04	120	0.14	5
Bremen Public Library	Bremen	809	519	3,882	515	39	475	5	73	12,290	15.19	4,856	6.00	296
Brooksville Free Public Library	Brooksville	842	550	6,153	200	121	1,056	8	170	10,306	12.24	7,031	8.35	848
Carrabassett Valley Public Library	Carrabassett Valley	470	500	754	85	9	125	0	116	3,050	6.49	1,600	3.40	156
Charleston Public Library	Charleston	297	58	752	85	18	114	0	0	5,467	18.41	998	3.36	625
Chebeague Island Library	Chebeague Island	333	1,585	13,425	700	176	1,892	0	94	11,401	34.24	15,168	45.55	3,564
Cliff Island Library	Portland	87	230	500	20	13	320	0	5	19,500	224.14	2,050	23.56	115
Coolidge Library	Solon	999	465	1,107	80	3	337	0	0	5,089	5.09	905	0.91	449
Faye O'Leary Hafford Library	Allagash	269	50	573	15	3	6	0	0	11,066	41.14	252	0.94	21
Frenchboro Public Library	Frenchboro	41	50	2,000	200	41	440	0	0	7,500	182.93	2,400	58.54	300
Friend Memorial Public Library	Brooklin	777	2,500	12,500	1200	106	1,645	78	301	17,639	22.70	17,645	22.71	1,259
Gallison Memorial Library	Harrington	901	2,943	2,943	64	85	585	0	6	8,714	9.67	1,470	1.63	2,027
Great Cranberry Library	Cranberry Isles	118	230	1,717	45	10	216	0	18	7,951	67.38	1,551	13.14	560
Harvey Memorial Library	Parkman	768	560	300	30	0	0	0	0	465	0.61	200	0.26	50
Islesford Library	Cranberry Isles	118	399	5,085	0	122	827	0	0	7,332	62.14	2,899	24.57	576
Jackman Public Library	Jackman	951	601	756	0	0	0	0	48	8,055	8.47	1,670	1.76	236
Lincoln Memorial Library - Dennys	Dennysville	303	293	784	24	28	229	0	0	5,444	17.97	950	3.14	128
Long Island Community Library	Long Island	194	753	4,912	23	73	1,152	0	10	9,799	50.51	5,981	30.83	2,089
Louise Clements Library	Cutler	670	N/A	300	50	0	0	0	0	5,000	7.46	600	0.90	200
Monhegan Memorial Library	Monhegan	70	400	1,650	80	30	525	0	60	8,730	124.71	2,000	28.57	820
Monroe Community Library	Monroe	862	354	626	N/A	3	90	0	0	6,460	7.49	1,125	1.31	0
Monson Public Library	Monson	655	299	1,900	7	13	135	0	21	6,068	9.26	1,872	2.86	498
New Portland Community Library	New Portland	773	620	910	10	16	162	0	2	5,092	6.59	336	0.43	575
New Vineyard Public Library	New Vineyard	790	143	1,337	2	9	105	0	126	0	0.00	1,685	2.13	183
North Haven Public Library	North Haven	380	802	845	N/A	4	115	19	30	20,115	52.93	4,448	11.71	225
Otis Public Library	Otis	502	100	200	0	0	0	0	0	5,035	10.03	301	0.60	155
Pembroke Library	Pembroke	828	467	1,935	172	109	2,448	365	123	8,396	10.14	1,783	2.15	189
Princeton Public Library	Princeton	817	1,199	1,462	500	2	27	11	50	12,145	14.87	1,347	1.65	319
Revere Memorial Library	Isle Au Haut	74	46	350	350	3	30	0	45	7,000	94.59	1,600	21.62	170
Rutherford Library	South Bristol	840	415	4,481	0	0	0	0	0	15,671	18.66	6,222	7.41	710

Services for Population under 1,000

Library Name	Municipality	LSA	Total Reg. Patrons	Total Patron Visits	Total Refer. Trans.	Total Prog. per Year	Total Prog. Attend. Per Year	Total ILL Prov.	Total ILL Rec.	Total Children, YA, Adult Collection	Per Cap Collect.	Total All Circ.	Per Cap Circ.	Comp. Users per Year
Shaw Public Library - Mercer	Mercer	638	175	122	N/A	0	0			5,000	7.84		0.00	105
Sherman Public Library	Sherman	888	1,837	1,837	0	1	33	0	163	8,090	9.11	3,021	3.40	244
Southport Memorial Library	Southport	684	921	7,408	825	185	13,700	0	25	28,555	41.75	15,892	23.23	990
Stratton Public Library	Eustis	880	1,187	4,326	392	0	0	0	177	5,958	6.77	1,964	2.23	2,205
Swans Island Public Library	Swans Island	303	250	1,750	250	40	250	6	70	1,956	6.46	1,500	4.95	750
Weld Public Library	Weld	407	851	3,202	132	20	371	2	52	11,360	27.91	1,616	3.97	1,184
Winter Harbor Public Library	Winter Harbor	963	3,060	1,800	N/A	16	215	0	5	8,000	8.31	2,315	2.40	146
	AVERAGES	583	751	2,795		35	724	13	49	9,193	33.23	3,636	10.23	688
	MEDIANS	670	484	1,717		13	162	0	23	8,000	14.29	1,734	3.40	319

Staffing for Population under 1,000

Library Name	Municipality	LSA	Director Annual Salary	Director Hr Rate	Director MLS Degree	Assist. Director Annual Salary	Assist. Director HrRate	Cat. Cur. Salary	Cat. Hr Rate	Child. Cur. Salary	Child. Hr Rate	YA Cur. Salary	YA Hr Rate	Ref. Cur. Salary	Ref. Hr Rate	Cir. Cur. Salary	Circ. Hr Rate
Alice L. Pendleton Library	Islesboro	653	\$29,923	15.44	No	N/A	N/A	N/A	N/A	N/A	N/A	N/A	N/A	N/A	N/A	N/A	N/A
Andover Public Library	Andover	914	\$9,410	8.76	No	\$2,967	\$8.15	\$0	\$0.00	\$0	\$0.00	\$0	\$0.00	\$0	\$0.00	\$0	\$0.00
Anna Field Fernald Library	Detroit	881	\$0	0	No	N/A	N/A	N/A	N/A	N/A	N/A	N/A	N/A	N/A	N/A	N/A	N/A
Bremen Public Library	Bremen	809	\$14,399	15	No	N/A	N/A	N/A	N/A	N/A	N/A	N/A	N/A	N/A	N/A	N/A	N/A
Brooksville Free Public Library	Brooksville	842	\$15,775	N/A	Yes	\$2,900	\$10.50	N/A	N/A	N/A	N/A	N/A	N/A	N/A	N/A	N/A	N/A
Carrabassett Valley Public Library	Carrabassett Valley	470	\$14,016	17.97	No	N/A	N/A	N/A	N/A	N/A	N/A	N/A	N/A	N/A	N/A	N/A	N/A
Charleston Public Library	Charleston	297	\$0	0	N/A	\$0	\$0.00	\$0	\$0.00	\$0	\$0.00	\$0	\$0.00	\$0	\$0.00	\$0	\$0.00
Chebeague Island Library	Chebeague Island	333	\$24,572	N/A	No	\$0	\$0.00	\$0	\$0.00	\$16,693	\$13.20	N/A	N/A	N/A	N/A	\$0	\$0.00
Cliff Island Library	Portland	87	\$1,800	N/A	No	\$0	\$0.00	\$0	\$0.00	\$0	\$0.00	\$0	\$0.00	\$0	\$0.00	\$0	\$0.00
Coolidge Library	Solon	999	\$4,000	10	No	N/A	N/A	N/A	N/A	N/A	N/A	N/A	N/A	N/A	N/A	N/A	N/A
Faye O'Leary Hafford Library	Allagash	269	\$0	0	No	\$0	\$0.00	\$0	\$0.00	\$0	\$0.00	\$0	\$0.00	\$0	\$0.00	\$0	\$0.00
Frenchboro Public Library	Frenchboro	41	\$0	0	No	\$0	\$0.00	\$0	\$0.00	\$0	\$0.00	\$0	\$0.00	\$0	\$0.00	\$0	\$0.00
Friend Memorial Public Library	Brooklin	777	\$31,712	19.06	Yes	N/A	N/A	N/A	N/A	N/A	N/A	N/A	N/A	N/A	N/A	N/A	\$14.55
Gallison Memorial Library	Harrington	901	\$0	0	No	\$0	\$0.00	\$0	\$0.00	\$0	\$0.00	\$0	\$0.00	\$0	\$0.00	\$0	\$0.00
Great Cranberry Library	Cranberry Isles	118	\$14,370	19.6	No	\$1,427	\$10.00	N/A	N/A	N/A	N/A	N/A	N/A	N/A	N/A	N/A	N/A
Harvey Memorial Library	Parkman	768	\$780	N/A	No	N/A	N/A	N/A	N/A	N/A	N/A	N/A	N/A	N/A	N/A	N/A	N/A
Islesford Library	Cranberry Isles	118	\$4,850	10	No	N/A	N/A	N/A	N/A	N/A	N/A	N/A	N/A	N/A	N/A	N/A	N/A
Jackman Public Library	Jackman	951	\$0	0	N/A	N/A	N/A	N/A	N/A	N/A	N/A	N/A	N/A	N/A	N/A	N/A	N/A
Lincoln Memorial Library	Dennysville	303	\$0	0	No	\$0	\$0.00	\$0	\$0.00	\$0	\$0.00	\$0	\$0.00	\$0	\$0.00	\$0	\$0.00
Long Island Community Library	Long Island	194	\$0	0	No	\$0	\$0.00	\$0	\$0.00	\$0	\$0.00	N/A	N/A	N/A	N/A	\$0	\$0.00
Louise Clements Library	Cutler	670	\$1	1	N/A	\$1	\$1.00	\$1	\$1.00	\$1	\$1.00	\$1	\$1.00	\$1	\$1.00	\$1	\$1.00
Monhegan Memorial Library	Monhegan	70	\$13,000	20	No	\$0	\$0.00	\$0	\$0.00	\$0	\$0.00	\$0	\$0.00	\$0	\$0.00	\$0	\$0.00
Monroe Community Library	Monroe	862	\$0	0	Yes	\$0	\$0.00	\$0	\$0.00	\$0	\$0.00	\$0	\$0.00	\$0	\$0.00	\$0	\$0.00
Monson Public Library	Monson	655	\$0	0	No	\$0	\$0.00	\$0	\$0.00	\$0	\$0.00	\$0	\$0.00	\$0	\$0.00	\$0	\$0.00
New Portland Community Library	New Portland	773	\$2,400	N/A	No	N/A	N/A	N/A	N/A	N/A	N/A	N/A	N/A	N/A	N/A	N/A	N/A
New Vineyard Public Library	New Vineyard	790	\$4,745	10	No	N/A	N/A	N/A	N/A	N/A	N/A	N/A	N/A	N/A	N/A	N/A	N/A
North Haven Public Library	North Haven	380	\$20,460	17	No	N/A	N/A	N/A	N/A	N/A	N/A	N/A	N/A	N/A	N/A	N/A	N/A
Otis Public Library	Otis	502	\$0	0	N/A	\$0	\$0.00	\$0	\$0.00	\$0	\$0.00	\$0	\$0.00	\$0	\$0.00	\$0	\$0.00
Pembroke Library	Pembroke	828	\$0	0	No	\$0	\$0.00	\$0	\$0.00	\$0	\$0.00	\$0	\$0.00	\$0	\$0.00	\$0	\$0.00
Princeton Public Library	Princeton	817	\$8,633	8.29	No	N/A	N/A	N/A	N/A	N/A	N/A	N/A	N/A	N/A	N/A	N/A	N/A
Revere Memorial Library	Isle Au Haut	74	\$2,535	10	No	\$0	\$0.00	\$0	\$0.00	\$0	\$0.00	\$0	\$0.00	\$0	\$0.00	\$0	\$0.00
Rutherford Library	South Bristol	840	\$6,000	7.5	No	N/A	N/A	N/A	N/A	N/A	N/A	N/A	N/A	N/A	N/A	N/A	N/A

Staffing for Population under 1,000

Library Name	Municipality	LSA	Director Annual Salary	Director Hr Rate	Director MLS Degree	Assist. Director Annual Salary	Assist. Director HrRate	Cat. Cur. Salary	Cat. Hr Rate	Child. Cur. Salary	Child. Hr Rate	YA Cur. Salary	YA Hr Rate	Ref. Cur. Salary	Ref. Hr Rate	Cir. Cur. Salary	Circ. Hr Rate
Shaw Public Library - Mercer	Mercer	638	\$1,553	N/A	No	N/A	N/A	N/A	N/A	N/A	N/A	N/A	N/A	N/A	N/A	N/A	N/A
Sherman Public Library	Sherman	888	\$4,342	8.35	No	N/A	N/A	N/A	N/A	N/A	N/A	N/A	N/A	N/A	N/A	N/A	N/A
Southport Memorial Library	Southport	684	\$15,996	16	No	\$5,369	\$14.75	\$11,095	\$14.75	N/A	N/A	N/A	N/A	N/A	N/A	N/A	N/A
Stratton Public Library	Eustis	880	\$20,119	11.81	No	N/A	N/A	N/A	N/A	N/A	N/A	N/A	N/A	N/A	N/A	N/A	N/A
Swans Island Public Library	Swans Island	303	\$12,000	12.5	No	\$0	\$0.00	\$0	\$0.00	\$0	\$0.00	\$0	\$0.00	\$0	\$0.00	\$0	\$0.00
Weld Public Library	Weld	407	\$5,200	10.5	No	\$0	\$0.00	\$0	\$0.00	\$0	\$0.00	\$0	\$0.00	\$0	\$0.00	\$0	\$0.00
Winter Harbor Public Library	Winter Harbor	963	N/A	7.5	No	N/A	N/A	N/A	N/A	N/A	N/A	N/A	N/A	N/A	N/A	N/A	\$7.50

Financials for Population 1000-2499

Library Name	Municipality	LSA	Total Local Gov. Revenue	Per Cap Local Gov. Revenue	Total Operating Revenue	Per Cap Total Operating Revenue	Total Staff Expenditures	Total Collection Expenditures	Total Operating Expenditures	Per Cap Total Operating Expenditures
Acton Public Library	Acton	2,259	\$13,020	\$5.76	\$15,059	\$6.67	\$8,505	\$2,410	\$11,900	\$5.27
Albert F. Totman Library	Phippsburg	2,161	\$40,845	\$18.90	\$43,572	\$20.16	\$12,191	\$6,073	\$43,306	\$20.04
Albion Public Library	Albion	2,155	\$2,800	\$1.30	\$8,584	\$3.98	\$0	\$861	\$4,467	\$2.07
Ashland Community Library	Ashland	2,262	\$43,333	\$19.16	\$43,333	\$19.16	\$25,666	\$5,778	\$37,228	\$16.46
Bingham Union Library	Bingham	1,794	\$8,450	\$4.71	\$12,679	\$7.07	\$6,205	\$2,866	\$15,039	\$8.38
Bonney Memorial Library	Cornish	1,385	\$12,000	\$8.66	\$37,095	\$26.78	\$27,989	\$6,765	\$41,178	\$29.73
Bridge Academy Public Library	Dresden	1,693	\$7,000	\$4.13	\$9,857	\$5.82	\$10,491	\$624	\$12,440	\$7.35
Brown Memorial Library - Baldwin	Baldwin	1,401	\$5,000	\$3.57	\$18,018	\$12.86	\$2,791	\$548	\$21,239	\$15.16
Brownfield Public Library	Brownfield	1,468	\$16,000	\$10.90	\$25,518	\$17.38	\$11,413	\$2,363	\$17,937	\$12.22
Brownville Public Library	Brownville	1,289	\$4,600	\$3.57	\$5,646	\$4.38	\$2,730	\$1,727	\$5,612	\$4.35
Canaan Public Library	Canaan	1,992	\$31,248	\$15.69	\$36,036	\$18.09	\$21,060	\$3,000	\$31,248	\$15.69
Cary Memorial Library-Wayne	Wayne	1,180	\$4,500	\$3.81	\$43,485	\$36.85	\$24,840	\$4,512	\$42,464	\$35.99
Case Memorial Library	Kenduskeag	1,228	\$5,130	\$4.18	\$5,415	\$4.41	\$4,091	\$1,260	\$5,351	\$4.36
Charlotte Hobbs Memorial Library	Lovell	2,057	\$41,500	\$20.18	\$90,914	\$44.20	\$50,870	\$7,239	\$82,736	\$40.22
Chase Emerson Memorial Library	Deer Isle	1,905	\$5,400	\$2.83	\$17,743	\$9.31	\$5,000	\$4,496	\$17,150	\$9.00
Cherryfield Public Library	Cherryfield	1,091	\$6,500	\$5.96	\$14,993	\$13.74	\$8,397	\$2,207	\$16,494	\$15.12
Cole Memorial Library	Enfield	1,541	\$500	\$0.32	\$500	\$0.32	\$0	\$500	\$500	\$0.32
Cushing Public Library	Cushing	1,244	\$2,500	\$2.01	\$3,960	\$3.18	\$0	\$400	\$900	\$0.72
Danforth Public Library	Danforth	1,293	\$2,550	\$1.97	\$4,361	\$3.37	\$0	\$1,804	\$4,627	\$3.58
Denmark Public Library	Denmark	1,121	\$9,000	\$8.03	\$14,403	\$12.85	\$12,430	\$2,500	\$14,930	\$13.32
Dorcas Library	Gouldsboro	1,993	\$1,000	\$0.50	\$35,522	\$17.82	\$0	\$7,683	\$20,074	\$10.07
Dr. Shaw Memorial Library	Mount Vernon	2,240	\$23,915	\$10.68	\$29,900	\$13.35	\$11,850	\$8,500	\$29,850	\$13.33
East Blue Hill Public Library	East Blue Hill	2,216	\$1,250	\$0.56	\$6,624	\$2.99	\$1,780	\$36	\$5,536	\$2.50
East Millinocket Public Library	East Millinocket	1,723	\$24,600	\$14.28	\$25,850	\$15.00	\$17,026	\$10,150	\$28,276	\$16.41
Frenchmans Bay Library	Sullivan	1,509	\$4,725	\$3.13	\$13,209	\$8.75	\$10,817	\$1,818	\$15,745	\$10.43
Friendship Public Library	Friendship	1,194	\$15,089	\$12.64	\$24,409	\$20.44	\$7,768	\$5,363	\$21,070	\$17.65
Gibbs Library	Washington	1,392	\$3,600	\$2.59	\$21,124	\$15.18	\$0	\$6,560	\$16,805	\$12.07
Guilford Memorial Library	Guilford	1,438	\$68,000	\$47.29	\$70,500	\$49.03	\$48,000	\$8,000	\$72,000	\$50.07
Harrison Village Library	Harrison	2,414	\$39,325	\$16.29	\$55,499	\$22.99	\$25,711	\$6,278	\$49,842	\$20.65
Henry D. Moore Library	Steuben	1,096	\$12,000	\$10.95	\$27,172	\$24.79	\$13,756	\$3,783	\$27,172	\$24.79
Hope Library	Hope	1,447	\$0	\$0.00	\$2,312	\$1.60	\$0	\$0	\$1,904	\$1.32
Ivan O. Davis-Liberty Library	Liberty	1,884	\$7,000	\$3.72	\$14,667	\$7.79	\$1,787	\$773	\$14,060	\$7.46

Financials for Population 1000-2499

Library Name	Municipality	LSA	Total Local Gov. Revenue	Per Cap Local Gov. Revenue	Total Operating Revenue	Per Cap Total Operating Revenue	Total Staff Expenditures	Total Collection Expenditures	Total Operating Expenditures	Per Cap Total Operating Expenditures
Jim Ditzler Memorial Library	New Sharon	1,415	\$11,700	\$8.27	\$11,700	\$8.27	\$4,950	\$1,200	\$6,423	\$4.54
John B. Curtis Free Public Library	Bradford	1,266	\$8,000	\$6.32	\$10,746	\$8.49	\$3,028	\$1,547	\$11,581	\$9.15
Katahdin Public Library	Island Falls	1,226	\$10,328	\$8.42	\$12,508	\$10.20	\$2,400	\$2,682	\$6,947	\$5.67
Laura E. Richards Library	Georgetown	1,114	\$2,000	\$1.80	\$5,650	\$5.07	\$0	\$1,439	\$4,404	\$3.95
Livermore Public Library	Livermore	2,204	\$8,000	\$3.63	\$16,964	\$7.70	\$2,000	\$4,091	\$10,704	\$4.86
Long Lake Public Library	St. Agatha	2,299	\$1,450	\$0.63	\$16,950	\$7.37	\$0	\$4,687	\$13,881	\$6.04
Lubec Memorial Library	Lubec	1,528	\$4,500	\$2.95	\$41,457	\$27.13	\$20,588	\$5,600	\$38,584	\$25.25
Mayhew Library Association	Addison	1,226	\$3,000	\$2.45	\$4,056	\$3.31	\$1,440	\$650	\$2,290	\$1.87
Milbridge Public Library	Milbridge	1,309	\$38,549	\$29.45	\$40,749	\$31.13	\$23,352	\$4,465	\$30,517	\$23.31
Mildred Stevens Williams Mem. Library	Appleton	1,306	\$6,000	\$4.59	\$10,961	\$8.39	\$4,274	\$849	\$10,596	\$8.11
Milo Free Public Library	Milo	2,320	\$38,730	\$16.69	\$39,683	\$17.10	\$25,880	\$7,655	\$34,330	\$14.80
Northeast Harbor Library	Mount Desert	2,163	\$54,000	\$24.97	\$416,180	\$192.41	\$318,091	\$22,934	\$421,693	\$194.96
Ogunquit Memorial Library	Ogunquit	1,263	\$0	\$0.00	\$52,767	\$41.78	\$46,920	\$2,485	\$100,760	\$79.78
Palermo Community Library	Palermo	1,337	\$3,000	\$2.24	\$8,191	\$6.13	\$0	\$2,594	\$5,382	\$4.03
Peabody Memorial Library	Jonesport	2,040	\$15,500	\$7.60	\$15,936	\$7.81	\$10,168	\$1,538	\$14,739	\$7.23
Peavey Memorial Library	Eastport	2,458	\$11,583	\$4.71	\$63,072	\$25.66	\$34,132	\$7,705	\$63,303	\$25.75
Phillips Public Library	Phillips	1,505	\$10,300	\$6.84	\$57,264	\$38.05	\$25,766	\$5,701	\$58,380	\$38.79
Porter Memorial Library	Machias	2,134	\$32,000	\$15.00	\$62,064	\$29.08	\$30,105	\$4,924	\$53,255	\$24.96
Rangeley Public Library	Rangeley	1,621	\$58,100	\$35.84	\$141,900	\$87.54	\$47,000	\$9,900	\$101,900	\$62.86
Robert A. Frost Memorial Library	Limestone	2,262	\$60,796	\$26.88	\$60,796	\$26.88	\$39,196	\$10,000	\$60,796	\$26.88
Sangerville Public Library	Sangerville	1,192	\$15,500	\$13.00	\$18,775	\$15.75	\$12,374	\$2,500	\$17,475	\$14.66
Sargentville Library Association	Sedgwick	1,021	\$500	\$0.49	\$2,590	\$2.54	\$0	\$0	\$1,888	\$1.85
Searsmont Town Library	Searsmont	1,361	\$13,700	\$10.07	\$22,448	\$16.49	\$10,700	\$6,502	\$19,594	\$14.40
Sedgwick Library Assn	Sedgwick	1,021	\$0	\$0.00	\$1,539	\$1.51	\$0	\$0	\$1,567	\$1.53
Shaw Public Library - Greenville	Greenville	2,001	\$63,427	\$31.70	\$67,137	\$33.55	\$39,095	\$5,168	\$57,113	\$28.54
Soldiers Memorial Library	Hiram	1,574	\$15,500	\$9.85	\$21,835	\$13.87	\$15,045	\$1,111	\$21,030	\$13.36
Somesville Library Association	Mount Desert	2,163	\$5,500	\$2.54	\$21,288	\$9.84	\$13,092	\$1,610	\$17,172	\$7.94
South Thomaston Public Library	South Thomaston	1,536	\$1,525	\$0.99	\$2,441	\$1.59	\$0	\$1,395	\$3,803	\$2.48
Southwest Harbor Public Library	Southwest Harbor	1,942	\$45,000	\$23.17	\$278,531	\$143.42	\$172,016	\$23,729	\$274,010	\$141.10
Spaulding Memorial Library	Sebago	1,540	\$20,000	\$12.99	\$59,230	\$38.46	\$20,481	\$6,072	\$43,171	\$28.03
Stetson Public Library	Stetson	1,073	\$3,000	\$2.80	\$3,300	\$3.08	\$1,000	\$0	\$2,725	\$2.54
Stewart Free Library	Corinna	2,303	\$30,000	\$13.03	\$34,480	\$14.97	\$27,144	\$3,972	\$33,889	\$14.72

Financials for Population 1000-2499

Library Name	Municipality	LSA	Total Local Gov. Revenue	Per Cap Local Gov. Revenue	Total Operating Revenue	Per Cap Total Operating Revenue	Total Staff Expenditures	Total Collection Expenditures	Total Operating Expenditures	Per Cap Total Operating Expenditures
Stockton Springs Community Library	Stockton Springs	1,613	\$6,000	\$3.72	\$15,909	\$9.86	\$0	\$4,013	\$15,569	\$9.65
Stonington Public Library	Stonington	1,144	\$3,000	\$2.62	\$10,347	\$9.04	\$8,931	\$2,367	\$12,051	\$10.53
Strong Public Library	Strong	1,202	\$7,000	\$5.82	\$17,819	\$14.82	\$8,680	\$7,276	\$21,254	\$17.68
Sturdivant Public Library	East Machias	1,264	\$3,500	\$2.77	\$3,750	\$2.97	\$1,755	\$1,975	\$3,730	\$2.95
Thomas Free Library	Howland	1,326	\$4,400	\$3.32	\$4,400	\$3.32	\$2,805	\$1,500	\$4,400	\$3.32
Underwood Memorial Library	Fayette	1,178	\$8,462	\$7.18	\$8,762	\$7.44	\$1,800	\$3,000	\$8,760	\$7.44
Veterans Memorial Library	Patten	1,320	\$15,500	\$11.74	\$18,480	\$14.00	\$10,146	\$1,987	\$12,246	\$9.28
Vinalhaven Public Library	Vinalhaven	1,334	\$78,596	\$58.92	\$78,596	\$58.92	\$48,898	\$10,400	\$78,096	\$58.54
Vose Library	Union	2,358	\$12,600	\$5.34	\$34,243	\$14.52	\$19,467	\$4,753	\$35,392	\$15.01
Waldo Peirce Reading Room	Frankfort	1,021	\$0	\$0.00	\$17,930	\$17.56	\$3,080	\$3,658	\$19,507	\$19.11
Waterford Library Association	Waterford	1,507	\$13,500	\$8.96	\$24,238	\$16.08	\$5,382	\$2,450	\$18,646	\$12.37
Webster Free Library	Kingfield	1,146	\$3,000	\$2.62	\$3,533	\$3.08	\$5,596	\$3,997	\$13,985	\$12.20
West Paris Public Library	West Paris	2,438	\$23,611	\$9.68	\$23,611	\$9.68	\$9,418	\$3,800	\$22,779	\$9.34
Whitman Memorial Library	Woodstock	1,374	\$14,433	\$10.50	\$14,533	\$10.58	\$5,329	\$1,385	\$14,364	\$10.45
Witherle Memorial Library	Castine	1,457	\$80,050	\$54.94	\$138,900	\$95.33	\$96,890	\$16,500	\$138,900	\$95.33
Woodland Public Library	Baileyville	1,554	\$36,300	\$23.36	\$36,300	\$23.36	\$24,407	\$6,900	\$31,807	\$20.47
	TOTALS	129,024	\$1,363,520		\$2,852,498		\$1,575,985	\$347,543	\$2,724,468	
	AVERAGES	1,613	\$17,044	\$10.12	\$35,656	\$20.82	\$19,700	\$4,344	\$34,056	\$20.05
	MEDIANS	1,487	\$8,731	\$5.89	\$18,249	\$13.55	\$9,175	\$3,000	\$17,324	\$12.21

FTE Paid Staff for Population 1,000 - 2,499

Library Name	Municipality	LSA	FTE Librarian with MLS	FTE Title of Librarian	FTE Other Paid Staff	Total Paid Staff (Actual # People)
Acton Public Library	Acton	2,259	0.00	0.38	0.00	1
Albert F. Totman Library	Phippsburg	2,161	0.00	0.46	0.00	1
Albion Public Library	Albion	2,155	0.00	0.00	0.00	0
Ashland Community Library	Ashland	2,262	0.00	0.68	0.30	4
Bingham Union Library	Bingham	1,794	0.00	0.30	0.00	1
Bonney Memorial Library	Cornish	1,385	0.83	0.83	0.00	1
Bridge Academy Public Library	Dresden	1,693	0.00	0.35	0.00	1
Brown Memorial Library - Baldwin	Baldwin	1,401	0.00	0.17	0.05	2
Brownfield Public Library	Brownfield	1,468	0.00	0.68	0.00	2
Brownville Public Library	Brownville	1,289	0.00	0.18	0.00	1
Canaan Public Library	Canaan	1,992	0.00	0.65	0.50	2
Cary Memorial Library-Wayne	Wayne	1,180	0.50	0.50	0.05	1
Case Memorial Library	Kenduskeag	1,228	0.00	0.10	0.00	1
Charlotte Hobbs Memorial Library	Lovell	2,057	0.00	1.00	1.50	6
Chase Emerson Memorial Library	Deer Isle	1,905	0.00	0.25	0.00	1
Cherryfield Public Library	Cherryfield	1,091	0.00	0.45	0.00	1
Cole Memorial Library	Enfield	1,541	0.00	0.00	0.00	0
Cushing Public Library	Cushing	1,244	0.00	0.00	0.00	0
Danforth Public Library	Danforth	1,293	0.00	0.00	0.00	0
Denmark Public Library	Denmark	1,121	0.00	0.38	0.03	2
Dorcas Library	Gouldsboro	1,993	0.00	0.00	0.00	0
Dr. Shaw Memorial Library	Mount Vernon	2,240	0.21	0.33	0.00	3
East Blue Hill Public Library	East Blue Hill	2,216	0.00	0.15	0.00	1
East Millinocket Public Library	East Millinocket	1,723	0.00	0.53	0.53	2
Frenchmans Bay Library	Sullivan	1,509	0.00	0.37	0.12	2
Friendship Public Library	Friendship	1,194	0.00	0.23	0.10	2
Gibbs Library	Washington	1,392	0.00	0.00	0.00	0
Guilford Memorial Library	Guilford	1,438	0.85	0.85	1.50	3
Harrison Village Library	Harrison	2,414	0.00	0.75	0.37	2
Henry D. Moore Library	Steuben	1,096	0.00	0.60	0.00	2

FTE Paid Staff for Population 1,000 - 2,499

Library Name	Municipality	LSA	FTE Librarian with MLS	FTE Title of Librarian	FTE Other Paid Staff	Total Paid Staff (Actual # People)
Hope Library	Hope	1,447	0.00	0.00	0.00	0
Ivan O. Davis-Liberty Library	Liberty	1,884	0.25	0.25	0.00	1
Jim Ditzler Memorial Library	New Sharon	1,415	0.00	0.23	0.00	1
John B. Curtis Free Public Library	Bradford	1,266	0.00	0.13	0.00	1
Katahdin Public Library	Island Falls	1,226	0.00	0.53	0.00	1
Laura E. Richards Library	Georgetown	1,114	0.00	0.00	0.00	0
Livermore Public Library	Livermore	2,204	0.00	0.29	0.00	1
Long Lake Public Library	St. Agatha	2,299	0.00	0.00	0.00	0
Lubec Memorial Library	Lubec	1,528	0.00	1.10	0.05	5
Mayhew Library Association	Addison	1,226	0.00	0.23	0.00	1
Milbridge Public Library	Milbridge	1,309	0.00	1.00	0.00	1
Mildred Stevens Williams Memorial Library	Appleton	1,306	0.00	0.20	0.00	1
Milo Free Public Library	Milo	2,320	0.00	0.50	0.50	3
Northeast Harbor Library	Mount Desert	2,163	1.00	2.00	5.32	11
Ogunquit Memorial Library	Ogunquit	1,263	0.00	0.50	0.45	4
Palermo Community Library	Palermo	1,337	0.00	0.00	0.00	0
Peabody Memorial Library	Jonesport	2,040	0.00	0.55	0.00	1
Peavey Memorial Library	Eastport	2,458	0.00	1.00	2.00	3
Phillips Public Library	Phillips	1,505	0.75	0.75	0.22	3
Porter Memorial Library	Machias	2,134	0.30	1.00	0.30	3
Rangeley Public Library	Rangeley	1,621	0.00	1.00	0.94	3
Robert A. Frost Memorial Library	Limestone	2,262	0.00	0.80	0.75	2
Sangerville Public Library	Sangerville	1,192	0.00	0.50	0.50	2
Sargentville Library Association	Sedgwick	1,021	0.00	0.00	0.00	0
Searsmont Town Library	Searsmont	1,361	0.00	0.55	0.00	1
Sedgwick Library Assn	Sedgwick	1,021	0.00	0.00	0.00	0
Shaw Public Library - Greenville	Greenville	2,001	0.00	2.13	0.05	6
Soldiers Memorial Library	Hiram	1,574	0.00	0.60	0.00	1
Somesville Library Association	Mount Desert	2,163	0.25	0.25	0.00	1
South Thomaston Public Library	South Thomaston	1,536	0.00	0.00	0.00	0

FTE Paid Staff for Population 1,000 - 2,499

Library Name	Municipality	LSA	FTE Librarian with MLS	FTE Title of Librarian	FTE Other Paid Staff	Total Paid Staff (Actual # People)
Southwest Harbor Public Library	Southwest Harbor	1,942	0.00	5.08	0.00	8
Spaulding Memorial Library	Sebago	1,540	0.00	0.67	0.67	2
Stetson Public Library	Stetson	1,073	0.00	0.20	0.00	1
Stewart Free Library	Corinna	2,303	0.00	0.50	0.75	3
Stockton Springs Community Library	Stockton Springs	1,613	0.00	0.00	0.00	0
Stonington Public Library	Stonington	1,144	0.00	0.33	0.00	1
Strong Public Library	Strong	1,202	0.00	0.40	0.00	1
Sturdivant Public Library	East Machias	1,264	0.11	0.11	0.00	1
Thomas Free Library	Howland	1,326	0.00	0.18	0.00	1
Underwood Memorial Library	Fayette	1,178	0.00	0.23	0.02	2
Veterans Memorial Library	Patten	1,320	0.00	0.53	0.00	1
Vinalhaven Public Library	Vinalhaven	1,334	0.00	1.00	0.60	2
Vose Library	Union	2,358	0.00	0.58	0.00	1
Waldo Peirce Reading Room	Frankfort	1,021	0.00	0.45	0.00	1
Waterford Library Association	Waterford	1,507	0.38	0.38	0.00	1
Webster Free Library	Kingfield	1,146	0.00	0.25	0.00	1
West Paris Public Library	West Paris	2,438	0.00	0.51	0.10	2
Whitman Memorial Library	Woodstock	1,374	0.00	0.23	0.00	1
Witherle Memorial Library	Castine	1,457	1.00	1.00	3.00	4
Woodland Public Library	Baileyville	1,554	0.00	1.00	0.00	2

Services for Population 1,000 - 2,499

Library Name	Municipality	LSA	Total Reg. Patrons	Total Patron Visits	Total Refer. Trans.	Total Prog. per Year	Total Prog. Attend. Per Year	Total ILL Prov.	Total ILL Rec.	Total Children, YA, Adult Collection	Per Cap Collect.	Total All Circ.	Per Cap Circ.	Comp. Users per Year
Acton Public Library	Acton	2,259	773	1,182	52	28	110	0	0	7,935	3.51	1,686	0.75	111
Albert F. Totman Library	Phippsburg	2,161	898	4,880	321	68	1,010	20	161	12,937	5.99	4,945	2.29	1,113
Albion Public Library	Albion	2,155	1,281	1,940	50	17	395	0	40	7,678	3.56	2,280	1.06	528
Ashland Community Library	Ashland	2,262	570	12,110	500	13	75	10	31	15,614	6.90	11,528	5.10	530
Bingham Union Library	Bingham	1,794	276	2,575	10	64	293	5	81	6,700	3.73	1,653	0.92	695
Bonney Memorial Library	Cornish	1,385	1,666	10,196	135	28	306	4	719	15,856	11.45	15,765	11.38	3,506
Bridge Academy Public Library	Dresden	1,693	727	1,368	156	14	161	0	104	2,481	1.47	2,324	1.37	558
Brown Memorial Library - Baldwin	Baldwin	1,401	798	572	124	61	239	0	85	20,070	14.33	1,912	1.36	342
Brownfield Public Library	Brownfield	1,468	504	2,120		49	286	0	57	5,860	3.99		0.00	677
Brownville Public Library	Brownville	1,289	790	1,111	0	1	25	0	0	9,730	7.55	760	0.59	
Canaan Public Library	Canaan	1,992	254	3,133	122	42	403	9	329	6,000	3.01	3,554	1.78	839
Cary Memorial Library-Wayne	Wayne	1,180	1,000	3,800	735	55	1,325	52	135	15,429	13.08	9,767	8.28	800
Case Memorial Library	Kenduskeag	1,228	313	573	46	0	0	0	0	5,881	4.79	479	0.39	21
Charlotte Hobbs Memorial Library	Lovell	2,057	1,766	16,745	1,759	165	5,214	1,690	2,319	17,651	8.58	22,817	11.09	3,473
Chase Emerson Memorial Library	Deer Isle	1,905	3,769	5,500	0	52	327	0	1	15,329	8.05	5,961	3.13	338
Cherryfield Public Library	Cherryfield	1,091	520	5,414	15	2	75	0	116	6,229	5.71	2,936	2.69	1,173
Cole Memorial Library	Enfield	1,541	78	638	23	0	0	0	2	3,110	2.02	427	0.28	33
Cushing Public Library	Cushing	1,244	275	1,559	32	27	1,340	0	28	7,315	5.88	2,119	1.70	315
Danforth Public Library	Danforth	1,293	197	294	0	2	20	0	1	3,133	2.42	845	0.65	65
Denmark Public Library	Denmark	1,121	878	2,663	11	70	450	0	37	7,995	7.13	3,787	3.38	564
Dorcas Library	Gouldsboro	1,993	2,084	8,732	2,024	21	551	0	118	10,373	5.20	9,345	4.69	1,226
Dr. Shaw Memorial Library	Mount Vernon	2,240	743	4,598	150	9	149	0	70	11,837	5.28	11,519	5.14	443
East Blue Hill Public Library	East Blue Hill	2,216	85	500	0	0	0	0	0	2,250	1.02	150	0.07	9
East Millinocket Public Library	East Millinocket	1,723	4,232	6,600	532	4	220	6	160	48,917	28.39	12,432	7.22	620
Frenchmans Bay Library	Sullivan	1,509	359	2,108	76	69	308	2	67	25,880	17.15	2,273	1.51	788
Friendship Public Library	Friendship	1,194	732	3,151		4	9	0	0	19,173	16.06	4,355	3.65	198
Gibbs Library	Washington	1,392	900	10,000	500	96	1,390	0	196	12,670	9.10	12,165	8.74	1,300
Guilford Memorial Library	Guilford	1,438	1,720	15,700	875	292	5,285	150	1,250	26,375	18.34	33,200	23.09	8,050
Harrison Village Library	Harrison	2,414	1,178	10,468	410	60	1,105	5	398	8,378	3.47	10,334	4.28	3,049
Henry D. Moore Library	Steuben	1,096	590	7,215	35	0	0	0	132	13,000	11.86	12,526	11.43	2,045
Hope Library	Hope	1,447	200	300	5	14	190	0	0	5,950	4.11	380	0.26	10
Ivan O. Davis-Liberty Library	Liberty	1,884	1,035	4,110	15	28	1,318	0	52	9,685	5.14	8,909	4.73	1,421

Services for Population 1,000 - 2,499

Library Name	Municipality	LSA	Total Reg. Patrons	Total Patron Visits	Total Refer. Trans.	Total Prog. per Year	Total Prog. Attend. Per Year	Total ILL Prov.	Total ILL Rec.	Total Children, YA, Adult Collection	Per Cap Collect.	Total All Circ.	Per Cap Circ.	Comp. Users per Year
Jim Ditzler Memorial Library	New Sharon	1,415	629	2,079	38	24	155	0	45	8,548	6.04	3,712	2.62	1,101
John B. Curtis Free Public Library	Bradford	1,266	716	2,889	34	16	449	0	8	11,350	8.97	4,758	3.76	923
Katahdin Public Library	Island Falls	1,226	91	2,959	291	2	17	2	32	13,397	10.93	3,700	3.02	722
Laura E. Richards Library	Georgetown	1,114	316	468	0	6	210	0	2	8,444	7.58	1,933	1.74	10
Livermore Public Library	Livermore	2,204	1,104	3,129	19	10	120	0	42	11,750	5.33	3,524	1.60	402
Long Lake Public Library	St. Agatha	2,299	470	3,000	2,500	38	393	0	0	9,613	4.18	4,413	1.92	250
Lubec Memorial Library	Lubec	1,528	1,750			55	1,625	2	491	22,288	14.59	16,437	10.76	5,488
Mayhew Library Association	Addison	1,226	500	2,100	200	0	0	0	24	5,095	4.16	2,800	2.28	400
Milbridge Public Library	Milbridge	1,309	12,009	15,981	338	3	23	29	558	8,023	6.13	8,720	6.66	5,226
Milldred Stevens Williams Mem.Lib.	Appleton	1,306	474	921	32	59	346	0	18	7,696	5.89	815	0.62	151
Milo Free Public Library	Milo	2,320	1,540	5,780	1,163	121	1,015	0	24	18,200	7.84	6,715	2.89	2,438
Northeast Harbor Library	Mount Desert	2,163	5,302	30,066	53	74	1,987	0	147	46,347	21.43	40,031	18.51	5,190
Ogunquit Memorial Library	Ogunquit	1,263	1,710	15,200	350	0	0	20	120	12,943	10.25	3,460	2.74	4
Palermo Community Library	Palermo	1,337	1,072	2,132	280	24	617	0	8	9,118	6.82	2,568	1.92	302
Peabody Memorial Library	Jonesport	2,040	849	7,162	185	133	2,817	0	69	9,849	4.83	7,408	3.63	3,834
Peavey Memorial Library	Eastport	2,458	4,420	17,940	4,000	145	1,704	3	309	15,000	6.10	12,921	5.26	4,589
Phillips Public Library	Phillips	1,505	218	3,700	180	5	170	5	70	11,300	7.51	5,346	3.55	2,500
Porter Memorial Library	Machias	2,134	623			25	1,805	16	161	11,800	5.53	13,291	6.23	1,948
Rangeley Public Library	Rangeley	1,621	5,000	13,000		216	878	116	125	23,000	14.19	22,200	13.70	6,100
Robert A. Frost Memorial Library	Limestone	2,262	1,372	9,420	745	22	258	8	99	18,235	8.06	15,353	6.79	2,976
Sangerville Public Library	Sangerville	1,192	611	5,664	260	19	446	7	37	11,492	9.64	3,291	2.76	1,483
Sargentville Library Association	Sedgwick	1,021	205	25	4	0	0	0	0	5,955	5.83	50	0.05	0
Searsmont Town Library	Searsmont	1,361	896	4,299	34	53	809	54	115	10,093	7.42	8,223	6.04	1,003
Sedgwick Library Assn	Sedgwick	1,021	136	422	17	0	0	0	0	8,403	8.23	1,764	1.73	0
Shaw Public Library - Greenville	Greenville	2,001	2,122	9,686	97	40	494	14	307	17,794	8.89	15,189	7.59	2,878
Soldiers Memorial Library	Hiram	1,574	1,007	2,600	52	69	680	3	110	7,284	4.63	1,541	0.98	473
Somesville Library Association	Mount Desert	2,163	549	657	78	12	137	0	0	7,779	3.60	1,547	0.72	232
South Thomaston Public Library	South Thomaston	1,536	181	2,065	50	66	1,058	0	8	5,367	3.49	2,181	1.42	250
Southwest Harbor Public Library	Southwest Harbor	1,942	3,525	78,923	455	284	4,046	3,815	4,881	39,032	20.10	65,305	33.63	8,314
Spaulding Memorial Library	Sebago	1,540	1,582	8,562	63	87	1,301	28	74	10,044	6.52	8,131	5.28	762
Stetson Public Library	Stetson	1,073	1,550	741	1,026	2	44	0	6	5,475	5.10	1,105	1.03	80
Stewart Free Library	Corinna	2,303	974	5,402	205	46	2,243	0	92	10,766	4.67	11,905	5.17	150

Services for Population 1,000 - 2,499

Library Name	Municipality	LSA	Total Reg. Patrons	Total Patron Visits	Total Refer. Trans.	Total Prog. per Year	Total Prog. Attend. Per Year	Total ILL Prov.	Total ILL Rec.	Total Children, YA, Adult Collection	Per Cap Collect.	Total All Circ.	Per Cap Circ.	Comp. Users per Year
Stockton Springs Community Library	Stockton Springs	1,613	712	2,680	10	71	729	0	55	6,491	4.02	3,987	2.47	697
Stonington Public Library	Stonington	1,144	1,600	4,122	150	10	57	0	81	9,249	8.08	4,393	3.84	482
Strong Public Library	Strong	1,202	290	1,870	0	3	60	0	60	7,225	6.01	1,870	1.56	245
Sturdivant Public Library	East Machias	1,264	190	962	30	0	0	45	50	4,050	3.20	1,690	1.34	70
Thomas Free Library	Howland	1,326	297	731		0	0	0	0	21,350	16.10		0.00	0
Underwood Memorial Library	Fayette	1,178	360	810		10	270	0	15	15,000	12.73	2,700	2.29	2
Veterans Memorial Library	Patten	1,320	550	5,500	400	10	45	0	80	19,500	14.77	5,500	4.17	150
Vinalhaven Public Library	Vinalhaven	1,334	1,184	7,000		60	960	0	420	17,847	13.38	15,840	11.87	2,500
Vose Library	Union	2,358	613	5,110	150	67	500	0	65	14,381	6.10	10,441	4.43	345
Waldo Peirce Reading Room	Frankfort	1,021	275	2,110	1,072	33	535	0	12	8,500	8.33	1,500	1.47	1
Waterford Library Association	Waterford	1,507	982	2,543		76	745	0	78	5,737	3.81	2,780	1.84	434
Webster Free Library	Kingfield	1,146		3,110	12	5	50	0	32	7,900	6.89	4,564	3.98	90
West Paris Public Library	West Paris	2,438	700	4,000	260	33	600	0	40	12,000	4.92	3,840	1.58	1,650
Whitman Memorial Library	Woodstock	1,374	842	1,023	0	22	302	0	10	9,429	6.86	1,407	1.02	18
Witherle Memorial Library	Castine	1,457	1,857	23,573	692	388	3,336	3,368	2,156	11,088	7.61	24,001	16.47	4,493
Woodland Public Library	Baileyville	1,554	900	4,000	1,000	52	650	0	0	17,000	10.94	2,527	1.63	500
	TOTALS	129,024	96,046	477,971	25,238	3,851	57,265	9,488	17,825	995,648		600,510		106,696
	AVERAGES	1,613	1,216	6,128	355	48	716	119	223	12,446	7.96	7,699	4.49	1,351
	MEDIANS	1,487	773	3,131	122	26	318	0	59	10,069	6.67	3,914	2.72	558

Staffing for Population 1,000 -2,499

Library Name	Municipality	LSA	Director Annual Cur. Salary	Direct. Hr Rate	Direct. MLS	Assist. Dir. Annual Cur. Salary	Assist. Dir. Hr Rate	Cat. Annual Cur. Salary	Cat. Hr Rate	Child. Annual Cur. Salary	Child. Hr Rate	YA Annual Cur. Sal.	YA Hr Rate	Ref. Annual Cur. Salary	Ref. Hr Rate	Cir. Annual Cur. Salary	Circ. Hr Rate
Acton Public Library	Acton	2,259	N/A	\$10.80	No	\$0	\$0.00	\$0	\$0.00	\$0	\$0.00	\$0	\$0.00	\$0	\$0.00	\$0	\$0.00
Albert F. Totman Library	Phippsburg	2,161	\$11,254	\$10.80	No	N/A	N/A	N/A	N/A	N/A	N/A	N/A	N/A	N/A	N/A	N/A	N/A
Albion Public Library	Albion	2,155	N/A	N/A	N/A	N/A	N/A	N/A	N/A	N/A	N/A	N/A	N/A	N/A	N/A	N/A	N/A
Ashland Community Library	Ashland	2,262	\$17,905	\$12.84	No	N/A	N/A	N/A	N/A	N/A	N/A	N/A	N/A	N/A	N/A	N/A	N/A
Bingham Union Library	Bingham	1,794	\$6,500	\$10.00	No	N/A	N/A	N/A	N/A	N/A	N/A	N/A	N/A	N/A	N/A	N/A	N/A
Bonney Memorial Library	Cornish	1,385	\$26,000	\$15.15	Yes	N/A	N/A	N/A	N/A	N/A	N/A	N/A	N/A	N/A	N/A	N/A	N/A
Bridge Academy Public Library	Dresden	1,693	\$10,300	\$11.83	No	N/A	N/A	N/A	N/A	N/A	N/A	N/A	N/A	N/A	N/A	N/A	N/A
Brown Memorial Library	Baldwin	1,401	\$2,500	\$8.25	No	N/A	N/A	N/A	N/A	N/A	N/A	N/A	N/A	N/A	N/A	N/A	N/A
Brownfield Public Library	Brownfield	1,468	\$7,800	\$15.00	No	\$7,800	\$15.00	N/A	N/A	N/A	N/A	N/A	N/A	N/A	N/A	N/A	N/A
Brownville Public Library	Brownville	1,289	\$2,730	\$7.50	No	N/A	N/A	N/A	N/A	N/A	N/A	N/A	N/A	N/A	N/A	N/A	N/A
Canaan Public Library	Canaan	1,992	\$16,900	\$12.50	No	N/A	N/A	N/A	N/A	N/A	N/A	N/A	N/A	N/A	N/A	N/A	N/A
Cary Memorial Library-Wayne	Wayne	1,180	\$19,208	N/A	Yes	n/a	N/A	N/A	N/A	N/A	N/A	N/A	N/A	N/A	N/A	N/A	N/A
Case Memorial Library	Kenduskeag	1,228	\$3,800	N/A	No	N/A	N/A	N/A	N/A	N/A	N/A	N/A	N/A	N/A	N/A	N/A	N/A
Charlotte Hobbs Memorial	Lovell	2,057	\$22,750	\$17.50	No	\$10,140	\$13.00	\$0	\$0.00	\$0	\$0.00	\$0	\$0.00	\$0	\$0.00	N/A	\$8.75
Chase Emerson Memorial	Deer Isle	1,905	\$5,000	N/A	No	N/A	N/A	N/A	N/A	N/A	N/A	N/A	N/A	N/A	N/A	N/A	N/A
Cherryfield Public Library	Cherryfield	1,091	\$7,800	\$7.50	No	N/A	N/A	N/A	N/A	N/A	N/A	N/A	N/A	N/A	N/A	N/A	N/A
Cole Memorial Library	Enfield	1,541	\$0	\$0.00	No	N/A	N/A	N/A	N/A	N/A	N/A	N/A	N/A	N/A	N/A	N/A	N/A
Cushing Public Library	Cushing	1,244	N/A	N/A	No	N/A	N/A	N/A	N/A	N/A	N/A	N/A	N/A	N/A	N/A	N/A	N/A
Danforth Public Library	Danforth	1,293	N/A	N/A	N/A	N/A	N/A	N/A	N/A	N/A	N/A	N/A	N/A	N/A	N/A	N/A	N/A
Denmark Public Library	Denmark	1,121	\$9,750	\$12.50	No	N/A	N/A	N/A	N/A	N/A	N/A	N/A	N/A	N/A	N/A	N/A	N/A
Dorcas Library	Gouldsboro	1,993	N/A	N/A	No	N/A	N/A	N/A	N/A	N/A	N/A	N/A	N/A	N/A	N/A	N/A	N/A
Dr. Shaw Memorial Library	Mount Vernon	2,240	N/A	\$14.00	No	N/A	\$12.75	N/A	N/A	N/A	N/A	N/A	\$12.75	N/A	N/A	N/A	N/A
East Blue Hill Public Library	East Blue Hill	2,216	\$2,340	\$7.50	No	N/A	N/A	N/A	N/A	\$0	\$0.00	N/A	N/A	N/A	N/A	N/A	N/A
East Millinocket Public Library	East Millinocket	1,723	\$10,889	\$9.47	No	\$0	\$0.00	\$0	\$0.00	\$0	\$0.00	\$0	\$0.00	\$0	\$0.00	\$0	\$0.00
Frenchmans Bay Library	Sullivan	1,509	N/A	\$13.00	No	N/A	\$11.00	N/A	N/A	\$0	\$0.00	N/A	N/A	N/A	N/A	\$0	\$0.00
Friendship Public Library	Friendship	1,194	\$5,100	N/A	No	\$3,600	N/A	\$0	\$0.00	\$0	\$0.00	\$0	\$0.00	\$0	\$0.00	\$0	\$0.00
Gibbs Library	Washington	1,392	\$0	\$0.00	No	\$0	\$0.00	\$0	\$0.00	\$0	\$0.00	\$0	\$0.00	\$0	\$0.00	\$0	\$0.00
Guilford Memorial Library	Guilford	1,438	\$22,100	\$13.20	Yes	N/A	N/A	N/A	N/A	N/A	N/A	N/A	N/A	N/A	N/A	N/A	N/A
Harrison Village Library	Harrison	2,414	\$16,000	N/A	No	N/A	N/A	N/A	N/A	N/A	N/A	N/A	N/A	N/A	N/A	N/A	N/A
Henry D. Moore Library	Steuben	1,096	\$10,440	\$10.00	No	N/A	N/A	N/A	N/A	N/A	N/A	N/A	N/A	N/A	N/A	N/A	N/A
Hope Library	Hope	1,447	\$0	\$0.00	No	N/A	N/A	\$0	\$0.00	\$0	\$0.00	\$0	\$0.00	\$0	\$0.00	\$0	\$0.00

Staffing for Population 1,000 -2,499

Library Name	Municipality	LSA	Director Annual Cur. Salary	Direct. Hr Rate	Direct. MLS	Assist. Dir. Annual Cur. Salary	Assist. Dir. Hr Rate	Cat. Annual Cur. Salary	Cat. Hr Rate	Child. Annual Cur. Salary	Child. Hr Rate	YA Annual Cur. Sal.	YA Hr Rate	Ref. Annual Cur. Salary	Ref. Hr Rate	Cir. Annual Cur. Salary	Circ. Hr Rate
Ivan O. Davis-Liberty Library	Liberty	1,884	N/A	\$10.00	No	\$0	\$0.00	\$0	\$0.00	\$0	\$0.00	\$0	\$0.00	\$0	\$0.00	\$0	\$0.00
Jim Ditzler Memorial Library	New Sharon	1,415	\$4,950	\$10.00	No	N/A	N/A	N/A	N/A	N/A	N/A	N/A	N/A	N/A	N/A	N/A	N/A
John B. Curtis Free Public	Bradford	1,266	\$2,246	\$9.00	No	N/A	N/A	N/A	N/A	N/A	N/A	N/A	N/A	N/A	N/A	N/A	N/A
Katahdin Public Library	Island Falls	1,226	\$2,400	N/A	No	N/A	N/A	N/A	N/A	N/A	N/A	N/A	N/A	N/A	N/A	N/A	N/A
Laura E. Richards Library	Georgetown	1,114	\$0	\$0.00	Yes	N/A	N/A	N/A	N/A	N/A	N/A	N/A	N/A	N/A	N/A	N/A	N/A
Livermore Public Library	Livermore	2,204	\$2,000	\$0.00	No	\$0	\$0.00	\$0	\$0.00	\$0	\$0.00	N/A	N/A	N/A	N/A	\$0	\$0.00
Long Lake Public Library	St. Agatha	2,299	\$0	\$0.00	N/A	N/A	N/A	N/A	N/A	N/A	N/A	N/A	N/A	N/A	N/A	N/A	N/A
Lubec Memorial Library	Lubec	1,528	\$4,000	\$10.00	No	N/A	N/A	N/A	N/A	N/A	\$9.25	N/A	N/A	N/A	N/A	N/A	\$9.25
Mayhew Library Association	Addison	1,226	\$1,440	N/A	No	\$0	\$0.00	\$0	\$0.00	\$0	\$0.00	\$0	\$0.00	\$0	\$0.00	\$0	\$0.00
Milbridge Public Library	Milbridge	1,309	\$19,572	\$9.41	No	N/A	N/A	N/A	N/A	N/A	N/A	N/A	N/A	N/A	N/A	N/A	N/A
Mildred Stevens Williams Mem.	Appleton	1,306	\$4,576	\$11.00	No	\$0	\$0.00	\$0	\$0.00	\$0	\$0.00	\$0	\$0.00	\$0	\$0.00	\$0	\$0.00
Milo Free Public Library	Milo	2,320	\$9,695	\$9.58	No	\$9,052	\$8.26	N/A	N/A	N/A	N/A	N/A	N/A	N/A	N/A	N/A	N/A
Northeast Harbor Library	Mount Desert	2,163	\$50,300	N/A	No	\$45,100	N/A	\$19,000	\$14.06	\$33,280	\$16.00	N/A	N/A	\$12,480	\$12.50	\$16,200	\$15.60
Ogunquit Memorial Library	Ogunquit	1,263	\$26,858	\$25.90	No	\$10,209	\$20.50	\$0	\$0.00	\$6,212	\$20.50	N/A	N/A	\$0	\$0.00	\$0	\$0.00
Palermo Community Library	Palermo	1,337	N/A	N/A	N/A	N/A	N/A	N/A	N/A	N/A	N/A	N/A	N/A	N/A	N/A	N/A	N/A
Peabody Memorial Library	Jonesport	2,040	\$9,445	\$9.00	No	N/A	N/A	N/A	N/A	N/A	N/A	N/A	N/A	N/A	N/A	N/A	N/A
Peavey Memorial Library	Eastport	2,458	\$21,756	\$10.61	No	N/A	N/A	N/A	N/A	N/A	N/A	N/A	N/A	N/A	N/A	N/A	N/A
Phillips Public Library	Phillips	1,505	\$22,406	\$14.04	No	\$2,797	\$7.50	\$0	\$0.00	\$0	\$0.00	\$0	\$0.00	\$0	\$0.00	\$0	\$0.00
Porter Memorial Library	Machias	2,134	\$14,560	\$10.00	No	N/A	N/A	N/A	N/A	\$8,645	\$8.75	N/A	N/A	N/A	N/A	N/A	N/A
Rangeley Public Library	Rangeley	1,621	\$29,000	\$13.95	No	N/A	N/A	\$13,208	\$13.00	\$1,600	\$10.00	\$0	\$0.00	\$0	\$0.00	\$7,704	\$10.30
Robert A. Frost Memorial	Limestone	2,262	\$21,480	\$12.91	No	\$13,310	\$8.53	\$0	\$0.00	\$0	\$0.00	\$0	\$0.00	\$0	\$0.00	\$0	\$0.00
Sangerville Public Library	Sangerville	1,192	\$5,491	\$9.50	No	\$6,240	\$8.00	\$0	\$0.00	\$0	\$0.00	\$0	\$0.00	\$0	\$0.00	\$0	\$0.00
Sargentville Library Association	Sedgwick	1,021	\$0	\$0.00	No	N/A	N/A	N/A	N/A	N/A	N/A	N/A	N/A	N/A	N/A	N/A	N/A
Searsmont Town Library	Searsmont	1,361	\$10,700	\$10.00	No	N/A	N/A	N/A	N/A	N/A	N/A	N/A	N/A	N/A	N/A	N/A	N/A
Sedgwick Library Assn	Sedgwick	1,021	\$0	\$0.00	No	\$0	\$0.00	\$0	\$0.00	\$0	\$0.00	\$0	\$0.00	\$0	\$0.00	\$0	\$0.00
Shaw Public Library - Greenville	Greenville	2,001	\$7,774	\$12.28	No	N/A	N/A	\$4,286	\$9.98	\$4,261	\$9.98	N/A	N/A	\$2,893	\$9.98	N/A	N/A
Soldiers Memorial Library	Hiram	1,574	\$13,976	\$11.18	No	N/A	N/A	N/A	N/A	N/A	N/A	N/A	N/A	N/A	N/A	N/A	N/A
Somesville Library Association	Mount Desert	2,163	\$12,402	\$23.00	Yes	N/A	N/A	N/A	N/A	N/A	N/A	N/A	N/A	N/A	N/A	N/A	N/A
South Thomaston Public Library	South Thomaston	1,536	\$0	\$0.00	N/A	\$0	\$0.00	\$0	\$0.00	\$0	\$0.00	\$0	\$0.00	\$0	\$0.00	\$0	\$0.00
Southwest Harbor Public Library	Southwest Harbor	1,942	\$44,134	N/A	No	\$31,650	\$17.00	N/A	N/A	\$17,413	\$13.00	N/A	N/A	N/A	N/A	\$24,610	\$12.00
Spaulding Memorial Library	Sebago	1,540	\$9,400	\$10.00	No	N/A	N/A	N/A	N/A	N/A	N/A	N/A	N/A	N/A	N/A	N/A	N/A

Staffing for Population 1,000 -2,499

Library Name	Municipality	LSA	Director Annual Cur. Salary	Direct. Hr Rate	Direct. MLS	Assist. Dir. Annual Cur. Salary	Assist. Dir. Hr Rate	Cat. Annual Cur. Salary	Cat. Hr Rate	Child. Annual Cur. Salary	Child. Hr Rate	YA Annual Cur. Sal.	YA Hr Rate	Ref. Annual Cur. Salary	Ref. Hr Rate	Cir. Annual Cur. Salary	Circ. Hr Rate
Stetson Public Library	Stetson	1,073	\$1,000	N/A	N/A	N/A	N/A	N/A	N/A	N/A	N/A	N/A	N/A	N/A	N/A	N/A	N/A
Stewart Free Library	Corinna	2,303	\$13,364	\$12.85	No	N/A	N/A	N/A	N/A	\$4,285	\$8.24	N/A	N/A	N/A	N/A	N/A	N/A
Stockton Springs Community Lib.	Stockton Springs	1,613	\$0	\$0.00	No	\$0	\$0.00	\$0	\$0.00	\$0	\$0.00	\$0	\$0.00	\$0	\$0.00	\$0	\$0.00
Stonington Public Library	Stonington	1,144	\$6,760	\$10.00	No	\$0	\$0.00	\$0	\$0.00	\$0	\$0.00	\$0	\$0.00	\$0	\$0.00	\$0	\$0.00
Strong Public Library	Strong	1,202	\$6,920	\$9.00	No	N/A	N/A	N/A	N/A	N/A	N/A	N/A	N/A	N/A	N/A	N/A	N/A
Sturdivant Public Library	East Machias	1,264	\$1,755	\$7.50	Yes	\$0	\$0.00	\$0	\$0.00	\$0	\$0.00	\$0	\$0.00	\$0	\$0.00	\$0	\$0.00
Thomas Free Library	Howland	1,326	\$2,805	N/A	No	N/A	N/A	N/A	N/A	N/A	N/A	N/A	N/A	N/A	N/A	N/A	N/A
Underwood Memorial Library	Fayette	1,178	\$1,200	N/A	No	\$600	N/A	N/A	N/A	N/A	N/A	N/A	N/A	N/A	N/A	N/A	N/A
Veterans Memorial Library	Patten	1,320	\$9,600	\$8.44	No	N/A	N/A	N/A	N/A	N/A	N/A	N/A	N/A	N/A	N/A	N/A	N/A
Vinalhaven Public Library	Vinalhaven	1,334	\$27,379	\$13.11	No	\$13,029	\$10.34	N/A	N/A	N/A	N/A	N/A	N/A	N/A	N/A	N/A	N/A
Vose Library	Union	2,358	\$11,396	\$14.61	No	\$7,800	\$10.00	N/A	N/A	N/A	N/A	N/A	N/A	N/A	N/A	N/A	N/A
Waldo Peirce Reading Room	Frankfort	1,021	\$3,080	N/A	No	N/A	N/A	N/A	N/A	N/A	N/A	N/A	N/A	N/A	N/A	N/A	N/A
Waterford Library Association	Waterford	1,507	\$5,382	\$10.35	Yes	N/A	N/A	N/A	N/A	N/A	N/A	N/A	N/A	N/A	N/A	N/A	N/A
Webster Free Library	Kingfield	1,146	\$5,597	\$11.00	No	N/A	N/A	N/A	N/A	N/A	N/A	N/A	N/A	N/A	N/A	N/A	N/A
West Paris Public Library	West Paris	2,438	\$7,268	\$9.00	No	N/A	N/A	N/A	N/A	N/A	N/A	N/A	N/A	N/A	N/A	\$1,723	\$8.25
Whitman Memorial Library	Woodstock	1,374	\$0	\$8.50	No	\$0	\$0.00	\$0	\$0.00	\$0	\$0.00	\$0	\$0.00	\$0	\$0.00	\$0	\$0.00
Witherle Memorial Library	Castine	1,457	\$40,206	\$21.25	Yes	\$0	\$0.00	\$14,245	\$11.75	\$17,127	\$11.75	\$0	\$0.00	\$0	\$0.00	\$0	\$0.00
Woodland Public Library	Baileyville	1,554	\$10,560	\$11.00	No	\$10,560	\$11.00	N/A	N/A	N/A	N/A	N/A	N/A	N/A	N/A	N/A	N/A

Financials for Population 2500-4999

Library Name	Municipality	LSA	Total Local Gov. Revenue	Per Cap Local Gov. Revenue	Total Operating Revenue	Per Cap Total Operating Revenue	Total Staff Expenditures	Total Collection Expenditures	Total Operating Expend.	Per Cap Total Operating Expend.
Abel J. Morneault Memorial Library	Van Buren	2,834	\$54,347	\$19.18	\$61,347	\$21.65	\$44,814	\$6,775	\$60,914	\$21.49
Albert Church Brown Memorial Library	China	4,431	\$0	\$0.00	\$37,871	\$8.55	\$8,068	\$2,116	\$14,982	\$3.38
Atkins Memorial Library	Corinth	2,706	\$6,500	\$2.40	\$8,301	\$3.07	\$4,185	\$2,570	\$11,755	\$4.34
Belgrade Public Library	Belgrade	3,213	\$40,820	\$12.70	\$41,644	\$12.96	\$34,179	\$4,558	\$41,635	\$12.96
Bethel Library Assn	Bethel	2,659	\$21,733	\$8.17	\$46,312	\$17.42	\$33,373	\$8,533	\$52,262	\$19.65
Bolsters Mills Village Library	Harrison	4,106	\$9,500	\$2.31	\$9,500	\$2.31	\$0	\$3,293	\$5,452	\$1.33
Bowdoinham Public Library	Bowdoinham	2,753	\$17,000	\$6.18	\$55,305	\$20.09	\$14,687	\$7,596	\$34,314	\$12.46
Bristol Area Library	Bristol	2,778	\$13,000	\$4.68	\$61,550	\$22.16	\$31,335	\$8,800	\$64,785	\$23.32
Brown Memorial Library - Clinton	Clinton	3,315	\$50,635	\$15.27	\$51,735	\$15.61	\$35,325	\$4,906	\$49,859	\$15.04
Calais Free Library	Calais	3,184	\$154,536	\$48.54	\$160,340	\$50.36	\$127,745	\$11,340	\$160,340	\$50.36
Cape Porpoise Library	Kennebunkport	3,984	\$11,175	\$2.80	\$12,495	\$3.14	\$5,697	\$3,456	\$14,706	\$3.69
Carver Memorial Library	Searsport	2,584	\$74,436	\$28.81	\$105,703	\$40.91	\$63,957	\$11,530	\$94,647	\$36.63
Casco Public Library	Casco	3,777	\$39,325	\$10.41	\$91,927	\$24.34	\$61,821	\$10,910	\$101,871	\$26.97
Cumston Public Library	Monmouth	3,855	\$62,787	\$16.29	\$63,001	\$16.34	\$59,361	\$6,710	\$73,303	\$19.02
D.A. Hurd Library	North Berwick	4,832	\$172,986	\$35.80	\$183,804	\$38.04	\$128,295	\$29,670	\$199,895	\$41.37
Davis Memorial Library	Limington	3,876	\$39,000	\$10.06	\$39,300	\$10.14	\$22,844	\$6,000	\$38,844	\$10.02
Fort Fairfield Public Library	Fort Fairfield	3,450	\$94,673	\$27.44	\$98,310	\$28.50	\$71,182	\$13,600	\$98,310	\$28.50
Fort Kent Public Library	Fort Kent	4,182	\$26,650	\$6.37	\$35,423	\$8.47	\$25,088	\$1,624	\$35,706	\$8.54
Fryeburg Public Library	Fryeburg	3,335	\$96,386	\$28.90	\$96,386	\$28.90	\$72,156	\$15,116	\$96,386	\$28.90
Glenburn Library	Glenburn	4,447	\$9,582	\$2.15	\$12,182	\$2.74	\$6,482	\$2,100	\$9,582	\$2.15
Graves Memorial Library	Kennebunkport	3,984	\$98,500	\$24.72	\$229,132	\$57.51	\$146,408	\$26,130	\$233,713	\$58.66
Hamlin Memorial Library	Paris	4,962	\$6,250	\$1.26	\$21,569	\$4.35	\$4,512	\$2,520	\$14,852	\$2.99
Isaac F. Umberhine Public Library	Richmond	3,415	\$30,001	\$8.79	\$33,075	\$9.69	\$21,076	\$4,735	\$32,509	\$9.52
Jackson Memorial Library	Saint George	2,693	\$17,000	\$6.31	\$84,441	\$31.36	\$66,576	\$5,589	\$108,154	\$40.16
Jay-Niles Memorial Library	Jay	4,772	\$162,933	\$34.14	\$165,602	\$34.70	\$95,909	\$30,034	\$164,569	\$34.49
Jefferson Public Library	Jefferson	2,541	\$6,250	\$2.46	\$6,870	\$2.70	\$2,897	\$2,853	\$5,750	\$2.26
Julia Adams Morse Memorial Library	Greene	4,473	\$47,252	\$10.56	\$47,393	\$10.60	\$25,700	\$6,000	\$40,024	\$8.95
Kezar Falls Circulating Library	Parsonsfield	3,219	\$9,500	\$2.95	\$12,000	\$3.73	\$6,400	\$1,000	\$11,400	\$3.54
Levant Heritage Library	Levant	2,640	\$750	\$0.28	\$4,616	\$1.75	\$0	\$300	\$3,527	\$1.34
Limerick Public Library	Limerick	2,578	\$45,745	\$17.74	\$50,505	\$19.59	\$36,246	\$7,931	\$52,724	\$20.45
Madawaska Public Library	Madawaska	4,336	\$97,000	\$22.37	\$98,001	\$22.60	\$70,000	\$9,000	\$101,971	\$23.52
Mechanic Falls Public Library	Mechanic Falls	3,231	\$20,875	\$6.46	\$23,675	\$7.33	\$12,646	\$6,140	\$20,825	\$6.45

Financials for Population 2500-4999

Library Name	Municipality	LSA	Total Local Gov. Revenue	Per Cap Local Gov. Revenue	Total Operating Revenue	Per Cap Total Operating Revenue	Total Staff Expenditures	Total Collection Expenditures	Total Operating Expend.	Per Cap Total Operating Expend.
Mexico Free Public Library	Mexico	2,866	\$56,060	\$19.56	\$57,960	\$20.22	\$37,410	\$9,000	\$48,310	\$16.86
Millinocket Memorial Library	Millinocket	4,902	\$178,639	\$36.44	\$182,639	\$37.26	\$171,874	\$20,500	\$218,339	\$44.54
Naples Public Library	Naples	3,659	\$72,000	\$19.68	\$142,700	\$39.00	\$68,086	\$20,059	\$141,645	\$38.71
Norridgewock Free Public Library	Norridgewock	3,248	\$27,280	\$8.40	\$28,880	\$8.89	\$13,790	\$4,040	\$26,022	\$8.01
Norway Memorial Library	Norway	4,762	\$239,000	\$50.19	\$264,000	\$55.44	\$191,600	\$29,000	\$264,000	\$55.44
Orrington Public Library	Orrington	3,694	\$42,224	\$11.43	\$58,794	\$15.92	\$52,262	\$12,000	\$68,832	\$18.63
Paris Public Library	Paris	4,962	\$145,698	\$29.36	\$155,385	\$31.31	\$93,539	\$37,883	\$161,455	\$32.54
Parsons Memorial Library	Alfred	2,858	\$59,106	\$20.68	\$72,248	\$25.28	\$43,034	\$4,332	\$64,515	\$22.57
Pittsfield Public Library	Pittsfield	4,217	\$120,035	\$28.46	\$122,035	\$28.94	\$100,829	\$3,650	\$122,411	\$29.03
Raymond Village Library	Raymond	4,648	\$30,000	\$6.45	\$68,091	\$14.65	\$39,226	\$8,595	\$63,567	\$13.68
Readfield Community Library	Readfield	2,570	\$22,364	\$8.70	\$26,652	\$10.37	\$15,292	\$4,732	\$21,966	\$8.55
Rockport Public Library	Rockport	3,518	\$127,420	\$36.22	\$188,582	\$53.60	\$172,651	\$29,361	\$234,092	\$66.54
Shapleigh Community Library	Shapleigh	2,522	\$31,160	\$12.36	\$31,160	\$12.36	\$15,580	\$8,869	\$25,263	\$10.02
Simpson Memorial Library	Carmel	2,645	\$19,140	\$7.24	\$27,630	\$10.45	\$10,507	\$2,842	\$20,408	\$7.72
South China Public Library	China	4,431	\$4,500	\$1.02	\$9,042	\$2.04	\$0	\$3,213	\$8,633	\$1.95
Stewart Public Library	Anson	3,542	\$6,900	\$1.95	\$10,629	\$3.00	\$0	\$4,977	\$10,303	\$2.91
Thomaston Public Library	Thomaston	3,656	\$27,000	\$7.39	\$78,450	\$21.46	\$36,535	\$100,000	\$139,535	\$38.17
Thompson Free Library	Dover-Foxcroft	4,220	\$135,000	\$31.99	\$196,641	\$46.60	\$133,030	\$17,230	\$196,641	\$46.60
Treat Memorial Library	Livermore Falls	3,134	\$55,000	\$17.55	\$60,459	\$19.29	\$41,156	\$13,983	\$59,882	\$19.11
Vassalboro Public Library	Vassalboro	4,481	\$30,990	\$6.92	\$44,490	\$9.93	\$24,770	\$8,052	\$41,542	\$9.27
Walter T. A. Hansen Memorial Library	Mars Hill	2,802	\$34,650	\$12.37	\$36,540	\$13.04	\$29,880	\$1,067	\$39,972	\$14.27
Warren Free Public Library	Warren	4,217	\$50,093	\$11.88	\$50,390	\$11.95	\$25,674	\$7,563	\$35,153	\$8.34
Whitneyville Public Library	Whitneyville	3,097	\$3,500	\$1.13	\$12,379	\$4.00	\$14,550	\$934	\$20,538	\$6.63
Wilton Free Public Library	Wilton	4,171	\$100,565	\$24.11	\$235,017	\$56.35	\$70,236	\$15,211	\$134,452	\$32.23
Winterport Memorial Library	Winterport	3,527	\$17,847	\$5.06	\$17,847	\$5.06	\$9,030	\$0	\$16,230	\$4.60
Zadoc Long Free Library	Buckfield	2,794	\$21,409	\$7.66	\$25,414	\$9.10	\$14,370	\$2,950	\$24,232	\$8.67
	AVERAGES	3,591	\$55,081	\$14.67	\$73,334	\$19.78	\$47,653	\$10,922	\$73,405	\$19.79
	MEDIANS	3,523	\$36,825	\$10.49	\$51,120	\$15.76	\$33,776	\$6,743	\$49,085	\$14.65

FTE Paid Staff for Population 2500-4999

Library Name	Municipality	LSA	FTE Librarian with MLS	FTE Title of Librarian	FTE Other Paid Staff	Total Paid Staff (Actual # People)
Abel J. Morneau Memorial Library	Van Buren	2,834	0	1.00	0.5	2
Albert Church Brown Memorial Library	China	4,431	0	0.28	0	1
Atkins Memorial Library	Corinth	2,706	0	0.19	0.19	2
Belgrade Public Library	Belgrade	3,213	0.4	1.10	0	2
Bethel Library Assn	Bethel	2,659	0	0.75	0.75	3
Bolsters Mills Village Library	Harrison	4,106	0	0.00	0	0
Bowdoinham Public Library	Bowdoinham	2,753	0	0.55	0.05	2
Bristol Area Library	Bristol	2,778	0	0.50	0.35	2
Brown Memorial Library - Clinton	Clinton	3,315	0	1.50	0	2
Calais Free Library	Calais	3,184	0	2.50	1	5
Cape Porpoise Library	Kennebunkport	3,984	0	0.23	0.07	2
Carver Memorial Library	Searsport	2,584	0.5	1.50	0.2	3
Casco Public Library	Casco	3,777	0.75	0.75	1.07	3
Cumston Public Library	Monmouth	3,855	0	1.00	0.75	3
D.A. Hurd Library	North Berwick	4,832	0.9	2.70	0.55	6
Davis Memorial Library	Limington	3,876	0	0.60	0.35	3
Fort Fairfield Public Library	Fort Fairfield	3,450	0	0.94	2.48	4
Fort Kent Public Library	Fort Kent	4,182	0	0.69	0.57	3
Fryeburg Public Library	Fryeburg	3,335	0	1.00	2	3
Glenburn Library	Glenburn	4,447	0	0.00	0.6	1
Graves Memorial Library	Kennebunkport	3,984	1	1.00	8	9
Hamlin Memorial Library	Paris	4,962	0	0.43	0	1
Isaac F. Umberhine Public Library	Richmond	3,415	0	0.50	0.2	3
Jackson Memorial Library	Saint George	2,693	0.73	0.73	0.73	2
Jay-Niles Memorial Library	Jay	4,772	1	1.63	0.87	4
Jefferson Public Library	Jefferson	2,541	0	0.15	0	1
Julia Adams Morse Memorial Library	Greene	4,473	0	0.80	0.18	9
Kezar Falls Circulating Library	Parsonsfield	3,219	0	0.33	0	1
Levant Heritage Library	Levant	2,640	0	0.00	0	0
Limerick Public Library	Limerick	2,578	0	1.10	0.2	3
Madawaska Public Library	Madawaska	4,336	0	1.00	0.8	4
Mechanic Falls Public Library	Mechanic Falls	3,231	0	0.45	0	1
Mexico Free Public Library	Mexico	2,866	0	0.93	0.05	2

FTE Paid Staff for Population 2500-4999

Library Name	Municipality	LSA	FTE Librarian with MLS	FTE Title of Librarian	FTE Other Paid Staff	Total Paid Staff (Actual # People)
Millinocket Memorial Library	Millinocket	4,902	1	2.00	1.5	8
Naples Public Library	Naples	3,659	0	1.75	0.75	4
Norridgewock Free Public Library	Norridgewock	3,248	0	0.50	0	1
Norway Memorial Library	Norway	4,762	2	2.00	4	8
Orrington Public Library	Orrington	3,694	0	1.00	0.25	2
Paris Public Library	Paris	4,962	1	1.00	2.95	8
Parsons Memorial Library	Alfred	2,858	0.63	0.63	0.7	3
Pittsfield Public Library	Pittsfield	4,217	2	2.00	0.75	4
Raymond Village Library	Raymond	4,648	0	1.00	0.3	2
Readfield Community Library	Readfield	2,570	0.5	0.50	0	1
Rockport Public Library	Rockport	3,518	0	3.50	0.5	7
Shapleigh Community Library	Shapleigh	2,522	0	0.28	1	3
Simpson Memorial Library	Carmel	2,645	0	0.55	0	1
South China Public Library	China	4,431	0	0.00	0	0
Stewart Public Library	Anson	3,542	0	0.00	0	0
Thomaston Public Library	Thomaston	3,656	0.88	3.16	0	5
Thompson Free Library	Dover-Foxcroft	4,220	0.94	0.94	2.35	5
Treat Memorial Library	Livermore Falls	3,134	0	1.25	0.38	4
Vassalboro Public Library	Vassalboro	4,481	0.5	0.50	0.5	2
Walter T. A. Hansen Memorial Library	Mars Hill	2,802	0	0.95	0.25	2
Warren Free Public Library	Warren	4,217	0	0.30	0.37	3
Whitneyville Public Library	Whitneyville	3,097	0	0.48	0.47	2
Wilton Free Public Library	Wilton	4,171	1	1.00	2.5	6
Winterport Memorial Library	Winterport	3,527	0	0.38	0	1
Zadoc Long Free Library	Buckfield	2,794	0	0.55	0.2	2

Services for Population 2500-4999

Library Name	Municipality	LSA	Total Reg. Patrons	Total Patron Visits	Total Refer. Trans.	Total Prog. per Year	Total Prog. Attend. Per Year	Total ILL Prov.	Total ILL Rec.	Total Children, YA, Adult Collection	Per Cap Collect	Total All Circ.	Per Cap Circ.	Comp. Users per Year
Abel J. Morneault Memorial Library	Van Buren	2,834	1,200	9,500	1,200	32	425	22	76	22,635	7.99	11,733	4.14	3,300
Albert Church Brown Memorial Library	China	4,431	776	1,560	125	6	106	0	68	17,344	3.91	4,563	1.03	16
Atkins Memorial Library	Corinth	2,706	1,082	1,247	422	1	110	0	0	15,500	5.73	2,578	0.95	268
Belgrade Public Library	Belgrade	3,213	1,532	7,608	720	73	1,254	6	273	6,424	2.00	10,731	3.34	188
Bethel Library Assn	Bethel	2,659	5,000	21,000	1,200	45	500	16	165	20,000	7.52	29,000	10.91	5,500
Bolsters Mills Village Library	Harrison	4,106	178	502	40	1	8	0	0	9,365	2.28	451	0.11	121
Bowdoinham Public Library	Bowdoinham	2,753	900	3,500	200	75	898	0	39	11,700	4.25	10,675	3.88	200
Bristol Area Library	Bristol	2,778	1,425	8,350	700	75	770	2	120	23,200	8.35	14,782	5.32	1,500
Brown Memorial Library - Clinton	Clinton	3,315	973	8,393	59	105	863	0	114	11,115	3.35	5,636	1.70	4,467
Calais Free Library	Calais	3,184	4,356	21,176	1,734	135	2,650	4,093	2,633	34,047	10.69	32,469	10.20	4,926
Cape Porpoise Library	Kennebunkport	3,984	557	3,042	0	5	75	0	0	6,193	1.55	4,623	1.16	527
Carver Memorial Library	Searsport	2,584	1,150	11,121	850	43	664	36	578	9,520	3.68	16,062	6.22	2,655
Casco Public Library	Casco	3,777	4,737	22,560	1,848	207	2,275	40	156	26,131	6.92	20,883	5.53	3,075
Cumston Public Library	Monmouth	3,855	3,865	13,698	780	81	1,391	95	889	16,863	4.37	24,884	6.45	2,122
D.A. Hurd Library	North Berwick	4,832	2,114	20,226	3,397	174	2,252	125	527	30,950	6.41	47,576	9.85	5,930
Davis Memorial Library	Limington	3,876	1,600	7,771	1,970	63	650	0	365	10,994	2.84	13,225	3.41	2,931
Fort Fairfield Public Library	Fort Fairfield	3,450	1,510	3,628	N/A	52	354	0	295	15,990	4.63	11,300	3.28	2,000
Fort Kent Public Library	Fort Kent	4,182	4,298	10,920	780	6	136	0	33	24,058	5.75	14,692	3.51	884
Fryeburg Public Library	Fryeburg	3,335	1,854	16,281	356	73	701	5	1,219	18,365	5.51	20,933	6.28	3,274
Glenburn Library	Glenburn	4,447	1,352	14,200	4,700	34	419	8	82	16,850	3.79	19,089	4.29	950
Graves Memorial Library	Kennebunkport	3,984	6,489	59,500	800	243	3,727	52	311	32,746	8.22	67,990	17.07	3,678
Hamlin Memorial Library	Paris	4,962	383	280	4	4	10	5	0	5,692	1.15	977	0.20	2
Isaac F. Umberhine Public Library	Richmond	3,415	1,010	7,800	1,200	104	1,049	28	60	21,502	6.30	12,000	3.51	2,392
Jackson Memorial Library	Saint George	2,693	1,989	9,500	800	123	1,034	0	180	14,251	5.29	11,856	4.40	1,700
Jay-Niles Memorial Library	Jay	4,772	4,832	17,290	2,698	608	8,995	10	135	28,918	6.06	51,224	10.73	2,314
Jefferson Public Library	Jefferson	2,541		792	N/A	10	150	0	25	1,440	0.57	3,114	1.23	0
Julia Adams Morse Memorial Library	Greene	4,473	3,673	6,049	87	1	35	0	7	13,026	2.91	8,958	2.00	1,092
Kezar Falls Circulating Library	Parsonsfield	3,219	736	2,085	0	17	137	0	20	12,600	3.91	2,194	0.68	550
Levant Heritage Library	Levant	2,640	552	930	15	10	95	0	0	3,811	1.44	899	0.34	400
Limerick Public Library	Limerick	2,578	1,619	9,251	41	92	883	37	352	18,305	7.10	14,055	5.45	2,912
Madawaska Public Library	Madawaska	4,336	2,253	18,180	9,001	3	301	0	66	22,346	5.15	21,253	4.90	3,000
Mechanic Falls Public Library	Mechanic Falls	3,231	1,000	3,120	5,035	2	30	0	400	16,620	5.14	17,565	5.44	725

Services for Population 2500-4999

Library Name	Municipality	LSA	Total Reg. Patrons	Total Patron Visits	Total Refer. Trans.	Total Prog. per Year	Total Prog. Attend. Per Year	Total ILL Prov.	Total ILL Rec.	Total Children, YA, Adult Collection	Per Cap Collect	Total All Circ.	Per Cap Circ.	Comp. Users per Year
Mexico Free Public Library	Mexico	2,866	1,137	7,613	599	87	1,424	12	73	13,806	4.82	16,376	5.71	1,967
Millinocket Memorial Library	Millinocket	4,902	2,151	17,936	1,411	61	962	1,151	112	44,623	9.10	33,167	6.77	4,940
Naples Public Library	Naples	3,659	3,497	18,523	468	192	2,100	145	533	38,990	10.66	36,780	10.05	4,152
Norridgewock Free Public Library	Norridgewock	3,248	2,329	4,224	745	52	156	0	15	10,650	3.28	15,600	4.80	182
Norway Memorial Library	Norway	4,762	6,241	32,532	2,389	319	5,202	4,433	3,689	42,481	8.92	45,909	9.64	8,973
Orrington Public Library	Orrington	3,694	878	6,492	200	14	122	39	187	14,266	3.86	9,197	2.49	1,007
Paris Public Library	Paris	4,962	6,037	87,000	9,210	192	2,531	56	481	31,951	6.44	111,405	22.45	16,089
Parsons Memorial Library	Alfred	2,858	1,031	5,400	N/A	150	1,537	62	164	15,000	5.25	12,427	4.35	1,000
Pittsfield Public Library	Pittsfield	4,217	2,160	22,134	800	75	1,108	4,153	6,839	21,449	5.09	63,120	14.97	6,031
Raymond Village Library	Raymond	4,648		15,449	225	172	1,219	5	106	18,818	4.05	24,964	5.37	1,002
Readfield Community Library	Readfield	2,570	1,549	3,612	156	22	266	8	190	10,285	4.00	9,929	3.86	220
Rockport Public Library	Rockport	3,518	3,596	28,386	3,375	345	4,560	3,783	6,152	32,433	9.22	69,356	19.71	7,198
Shapleigh Community Library	Shapleigh	2,522	1,594	3,795	250	12	60	0	0	10,475	4.15	7,295	2.89	36
Simpson Memorial Library	Carmel	2,645	980	3,416	124	26	288	0	205	5,835	2.21	4,116	1.56	383
South China Public Library	China	4,431	326	1,692	95	15	175	0	26	12,400	2.80	5,350	1.21	85
Stewart Public Library	Anson	3,542	706	973	7	5	118	5	13	8,644	2.44	2,588	0.73	50
Thomaston Public Library	Thomaston	3,656	2,551	29,000	2,000	185	3,500	0	850	21,570	5.90	28,961	7.92	
Thompson Free Library	Dover-Foxcroft	4,220	3,349	26,000	1,125	167	2,426	156	223	33,084	7.84	62,012	14.69	4,900
Treat Memorial Library	Livermore Falls	3,134	1,457	9,254	623	8	23	1,240	540	23,546	7.51	19,445	6.20	2,712
Vassalboro Public Library	Vassalboro	4,481	1,343	7,525	845	10	72	0	349	26,650	5.95	13,566	3.03	905
Walter T. A. Hansen Memorial Library	Mars Hill	2,802	1,139	3,597	1,127	54	371	10	88	19,165	6.84	4,733	1.69	1,050
Warren Free Public Library	Warren	4,217	1,080	6,485	N/A	10	65	0	5	14,545	3.45	6,954	1.65	1,972
Whitneyville Public Library	Whitneyville	3,097	272	497	14	17	200	0	5	16,107	5.20	15,276	4.93	312
Wilton Free Public Library	Wilton	4,171	1,379	10,446	945	222	2,320	2	118	14,404	3.45	20,904	5.01	2,282
Winterport Memorial Library	Winterport	3,527	700	1,100	30	2	35	0	273	20,300	5.76	2,700	0.77	710
Zadoc Long Free Library	Buckfield	2,794	708	4,607	46	107	342	10	22	6,065	2.17	3,553	1.27	2,032
	AVERAGES	3,591	2,021	12,047	1,251	87	1,106	342	525	18,380	5.09	20,235	5.37	2,347
	MEDIANS	3,523	1,441	7,786	733	53	463	5	128	16,735	5.12	13,811	4.32	1,700

Staffing for Population 2500-4999

Library Name	Municipality	LSA	Director Annual Salary	Director Hr Rate	Direct. MLS	Assist. Director Annual Salary	Assist. Director HrRate	Cat. Cur. Salary	Cat. Hr Rate	Child. Cur. Salary	Child. Hr Rate	YA Cur. Salary	YA Hr Rate	Ref. Cur. Salary	Ref.Hr Rate	Cir. Cur. Salary	Circ. Hr Rate
Abel J. Morneau Memorial Lib.	Van Buren	2,834	29,848	14.35	No	0	0	0	0	0	0	0	0	0	0	0	0
Albert Church Brown Memorial Lib.	China	4,431	7,800	12	No	N/A	N/A	N/A	N/A	N/A	N/A	N/A	N/A	N/A	N/A	N/A	N/A
Atkins Memorial Library	Corinth	2,706	2,247	7.75	No	2,139	7.25	N/A	N/A	N/A	N/A	N/A	N/A	N/A	N/A	N/A	N/A
Belgrade Public Library	Belgrade	3,213	21,460	14.74	No	0	0	0	0	0	0	0	0	0	0	7,705	9.25
Bethel Library Assn	Bethel	2,659	17,000	N/A	No	N/A	8	N/A	N/A	N/A	N/A	N/A	N/A	N/A	N/A	N/A	N/A
Bolsters Mills Village Library	Harrison	4,106	0	0	No	0	0	0	0	0	0	0	0	0	0	0	0
Bowdoinham Public Library	Bowdoinham	2,753	15,444	13.5	No	N/A	N/A	N/A	N/A	N/A	N/A	N/A	N/A	N/A	N/A	N/A	N/A
Bristol Area Library	Bristol	2,778	22,000	18	No	6,788	13.5	N/A	N/A	N/A	N/A	N/A	N/A	N/A	N/A	N/A	N/A
Brown Memorial Library	Clinton	3,315	21,366	11.9	No	12,813	9.9	N/A	N/A	N/A	N/A	N/A	N/A	N/A	N/A	N/A	N/A
Calais Free Library	Calais	3,184	40,728	19.58	No	26,650	12.81	N/A	N/A	18,720	12	N/A	N/A	N/A	N/A	N/A	N/A
Cape Porpoise Library	Kennebunkport	3,984	4,050	10	No	0	0	0	0	0	0	0	0	0	0	0	0
Carver Memorial Library	Searsport	2,584	34,694	16.68	No	N/A	12	N/A	N/A	N/A	N/A	N/A	N/A	N/A	N/A	N/A	N/A
Casco Public Library	Casco	3,777	36,000	N/A	No	18,040	11.5	N/A	N/A	N/A	N/A	N/A	N/A	N/A	N/A	N/A	N/A
Cumston Public Library	Monmouth	3,855	29,905	N/A	No	N/A	N/A	0	0	N/A	13.79	N/A	N/A	N/A	N/A	N/A	N/A
D.A. Hurd Library	North Berwick	4,832	39,430	N/A	Yes	23,351	12.47	N/A	N/A	20,654	11.03	N/A	N/A	N/A	N/A	N/A	N/A
Davis Memorial Library	Limington	3,876	12,000	10.9	No	7,150	9.6	0	0	0	0	0	0	0	0	2,500	8.8
Fort Fairfield Public Library	Fort Fairfield	3,450	23,008	N/A	No	14,380	N/A	0	0	0	0	0	0	0	0	22,407	N/A
Fort Kent Public Library	Fort Kent	4,182	N/A	10.59	No	N/A	8.15	0	0	0	0	0	0	0	0	0	0
Fryeburg Public Library	Fryeburg	3,335	29,370	14.74	No	20,349	10.22	6,500	9.25	0	0	0	0	0	0	0	0
Glenburn Library	Glenburn	4,447	0	0	N/A	17,000	13	0	0	0	0	0	0	0	0	0	0
Graves Memorial Library	Kennebunkport	3,984	N/A	22.12	Yes	0	0	N/A	16.95	N/A	N/A	0	0	0	0	N/A	13.72
Hamlin Memorial Library	Paris	4,962	4,190	9	No	N/A	N/A	N/A	N/A	N/A	N/A	N/A	N/A	N/A	N/A	N/A	N/A
Isaac F. Umberhine Public Library	Richmond	3,415	13,629	11	No	1,806	8.5	N/A	N/A	N/A	N/A	N/A	N/A	N/A	N/A	N/A	N/A
Jackson Memorial Library	Saint George	2,693	24,500	16.25	Yes	0	0	0	0	0	0	0	0	0	0	0	0
Jay-Niles Memorial Library	Jay	4,772	37,854	18.2	Yes	N/A	N/A	N/A	N/A	16,107	12.39	N/A	N/A	N/A	N/A	14,690	11.3
Jefferson Public Library	Jefferson	2,541	3,000	10	No	N/A	N/A	N/A	N/A	N/A	N/A	N/A	N/A	N/A	N/A	N/A	N/A
Julia Adams Morse Memorial Lib.	Greene	4,473	13,832	14	No	N/A	N/A	3,510	15	N/A	N/A	N/A	N/A	N/A	N/A	N/A	N/A
Kezar Falls Circulating Library	Parsonsfield	3,219	5,880	10.5	No	0	0	0	0	0	0	0	0	0	0	0	0
Levant Heritage Library	Levant	2,640	0	0	Yes	0	0	0	0	0	0	0	0	0	0	0	0
Limerick Public Library	Limerick	2,578	21,263	14.1	No	0	0	0	0	0	0	0	0	0	0	9,626	11.57
Madawaska Public Library	Madawaska	4,336	37,544	N/A	No	0	0	0	0	0	0	0	0	0	0	16,850	8.01
Mechanic Falls Public Library	Mechanic Falls	3,231	11,925	11.76	No	N/A	N/A	N/A	N/A	N/A	N/A	N/A	N/A	N/A	N/A	N/A	N/A

Staffing for Population 2500-4999

Library Name	Municipality	LSA	Director Annual Salary	Director Hr Rate	Direct. MLS	Assist. Director Annual Salary	Assist. Director HrRate	Cat. Cur. Salary	Cat. Hr Rate	Child. Cur. Salary	Child. Hr Rate	YA Cur. Salary	YA Hr Rate	Ref. Cur. Salary	Ref. Hr Rate	Cir. Cur. Salary	Circ. Hr Rate
Mexico Free Public Library	Mexico	2,866	20,613	10.71	No	N/A	N/A	N/A	N/A	N/A	N/A	N/A	N/A	N/A	N/A	781	7.81
Millinocket Memorial Library	Millinocket	4,902	47,072	N/A	Yes	31,209	N/A	0	0	26,071	N/A	0	0	0	0	0	0
Naples Public Library	Naples	3,659	27,500	N/A	No	N/A	N/A	4,056	9.75	10,530	13.5	N/A	N/A	N/A	N/A	N/A	N/A
Norridgewock Free Public Library	Norridgewock	3,248	10,400	10	No	N/A	N/A	N/A	N/A	N/A	N/A	N/A	N/A	N/A	N/A	N/A	N/A
Norway Memorial Library	Norway	4,762	39,458	18.97	Yes	N/A	N/A	19,711	10.83	21,494	11.81	8,853	11.35	25,935	14.25	20,657	11.35
Orrington Public Library	Orrington	3,694	36,546	N/A	No	0	0	0	0	0	0	0	0	0	0	0	0
Paris Public Library	Paris	4,962	30,000	14.5	Yes	18,500	11	N/A	N/A	10,000	9	N/A	N/A	N/A	N/A	10,000	9
Parsons Memorial Library	Alfred	2,858	19,188	14.44	Yes	12,154	11.45	N/A	N/A	N/A	N/A	N/A	N/A	N/A	N/A	N/A	N/A
Pittsfield Public Library	Pittsfield	4,217	33,679	16.19	Yes	0	0	0	0	N/A	8.91	0	0	0	0	N/A	11.36
Raymond Village Library	Raymond	4,648	30,160	14.5	No	N/A	N/A	N/A	N/A	N/A	N/A	N/A	N/A	N/A	N/A	N/A	N/A
Readfield Community Library	Readfield	2,570	14,560	14	Yes	N/A	N/A	N/A	N/A	N/A	N/A	N/A	N/A	N/A	N/A	N/A	N/A
Rockport Public Library	Rockport	3,518	45,192	21.73	No	N/A	0	29,972	14.41	31,322	15.06	N/A	N/A	N/A	N/A	N/A	0
Shapleigh Community Library	Shapleigh	2,522	12,360	N/A	No	500	10	0	0	0	0	0	0	0	0	0	0
Simpson Memorial Library	Carmel	2,645	9,828	9	No	0	0	0	0	0	0	N/A	N/A	N/A	N/A	0	0
South China Public Library	China	4,431	0	0	No	0	0	0	0	0	0	0	0	0	0	0	0
Stewart Public Library	Anson	3,542	0	0	No	0	0	0	0	0	0	N/A	N/A	0	0	0	0
Thomaston Public Library	Thomaston	3,656	25,480	14	Yes	15,600	10	1,846	7.69	0	0	N/A	N/A	N/A	N/A	N/A	N/A
Thompson Free Library	Dover-Foxcroft	4,220	34,000	N/A	Yes	20,000	N/A	N/A	N/A	N/A	8.74	N/A	N/A	N/A	N/A	16,640	N/A
Treat Memorial Library	Livermore Falls	3,134	18,252	11.7	No	13,759	9.45	0	0	0	0	0	0	0	0	0	0
Vassalboro Public Library	Vassalboro	4,481	19,200	16	Yes	7,500	7.5	N/A	N/A	N/A	N/A	N/A	N/A	N/A	N/A	N/A	N/A
Walter T. A. Hansen Memorial Lib.	Mars Hill	2,802	24,685	12.5	No	3,069	9.5	N/A	N/A	N/A	N/A	N/A	N/A	N/A	N/A	N/A	N/A
Warren Free Public Library	Warren	4,217	9,853	15.79	No	7,956	10.55	N/A	N/A	N/A	N/A	N/A	N/A	N/A	N/A	4,918	10.12
Whitneyville Public Library	Whitneyville	3,097	11,007	9.25	No	1,386	9.25	N/A	N/A	N/A	N/A	N/A	N/A	N/A	N/A	N/A	N/A
Wilton Free Public Library	Wilton	4,171	26,324	N/A	Yes	0	0	0	0	16,087	10.76	4,680	9	0	0	10,508	9.74
Winterport Memorial Library	Winterport	3,527	7,800	10	No	0	0	0	0	0	0	0	0	0	0	0	0
Zadoc Long Free Library	Buckfield	2,794	10,202	8.75	No	N/A	N/A	N/A	N/A	N/A	N/A	N/A	N/A	N/A	N/A	N/A	N/A

Financials for Population 5,000-9,999

Library Name	Municipality	LSA	Total Local Gov. Revenue	Per Cap Local Gov. Revenue	Total Operating Revenue	Per Cap Total Operating Revenue	Total Staff Expenditures	Total Collection Expenditures	Total Operating Expenditures	Per Cap Total Operating Expenditures
Abbott Memorial Library	Dexter	8,467	\$95,426	\$11.27	\$97,526	\$11.52	\$62,854	\$18,000	\$100,399	\$11.86
Belfast Free Library	Belfast	9,754	\$499,550	\$51.21	\$576,450	\$59.10	\$404,750	\$45,600	\$576,450	\$59.10
Berry Memorial Library	Buxton	8,072	\$4,000	\$0.50	\$4,500	\$0.56	\$7,700	\$300	\$9,000	\$1.11
Berwick Public Library	Berwick	7,542	\$63,000	\$8.35	\$83,917	\$11.13	\$54,584	\$6,780	\$89,178	\$11.82
Blue Hill Public Library	Blue Hill	6,040	\$78,390	\$12.98	\$411,421	\$68.12	\$264,235	\$37,528	\$414,223	\$68.58
Boothbay Harbor Memorial Library	Boothbay Harbor	5,462	\$70,000	\$12.82	\$203,197	\$37.20	\$130,473	\$16,806	\$209,093	\$38.28
Brewer Public Library	Brewer	9,035	\$208,272	\$23.05	\$216,772	\$23.99	\$160,557	\$14,714	\$202,272	\$22.39
Bridgton Public Library	Bridgton	5,442	\$75,000	\$13.78	\$147,426	\$27.09	\$89,105	\$17,487	\$147,232	\$27.05
Buck Memorial Library	Bucksport	7,455	\$18,500	\$2.48	\$59,083	\$7.93	\$32,494	\$9,185	\$54,977	\$7.37
Camden Public Library	Camden	5,220	\$340,000	\$65.13	\$813,800	\$155.90	\$506,384	\$55,000	\$813,758	\$155.89
Charles M. Bailey Public Library	Winthrop	6,429	\$165,023	\$25.67	\$193,041	\$30.03	\$135,677	\$23,113	\$185,271	\$28.82
Community Library	Lyman	6,250	\$63,934	\$10.23	\$72,670	\$11.63	\$34,769	\$7,166	\$60,244	\$9.64
Cundy S Harbor Library	Harpswell	5,233	\$13,800	\$2.64	\$21,845	\$4.17	\$7,495	\$247	\$19,640	\$3.75
Dorothy W Quimby Library	Unity	5,715	\$2,650	\$0.46	\$219,363	\$38.38	\$164,646	\$72,175	\$257,358	\$45.03
Edythe Dyer Community Library	Hampden	6,914	\$230,163	\$33.29	\$247,748	\$35.83	\$189,303	\$26,005	\$241,163	\$34.88
Farmington Public Library	Farmington	7,545	\$117,989	\$15.64	\$247,223	\$32.77	\$105,197	\$22,455	\$207,775	\$27.54
Freeland Holmes Library	Oxford	5,618	\$28,621	\$5.09	\$28,971	\$5.16	\$10,938	\$11,750	\$28,438	\$5.06
Freeport Community Library	Freeport	8,195	\$373,425	\$45.57	\$373,425	\$45.57	\$273,705	\$53,250	\$373,425	\$45.57
Gray Public Library	Gray	7,541	\$255,439	\$33.87	\$255,439	\$33.87	\$185,709	\$35,633	\$254,839	\$33.79
Hartland Public Library	Hartland	5,760	\$38,000	\$6.60	\$51,000	\$8.85	\$33,001	\$6,000	\$48,001	\$8.33
Hollis Center Public Library	Hollis	6,646	\$28,348	\$4.27	\$34,734	\$5.23	\$15,688	\$6,000	\$36,688	\$5.52
Hubbard Free Library	Hallowell	5,075	\$31,500	\$6.21	\$135,658	\$26.73	\$60,750	\$14,300	\$126,023	\$24.83
Jesup Memorial Library	Bar Harbor	5,129	\$20,964	\$4.09	\$245,826	\$47.93	\$170,382	\$15,453	\$242,739	\$47.33
Lawrence Public Library	Fairfield	6,703	\$179,276	\$26.75	\$183,476	\$27.37	\$132,566	\$18,500	\$176,276	\$26.30
Lebanon Town Library	Lebanon	5,620	\$8,970	\$1.60	\$9,145	\$1.63	\$4,910	\$2,000	\$7,510	\$1.34
Libby Memorial Library	Old Orchard Beach	9,395	\$226,180	\$24.07	\$230,211	\$24.50	\$142,680	\$19,086	\$207,332	\$22.07
Lincoln Memorial Library	Lincoln	5,258	\$147,997	\$28.15	\$151,047	\$28.73	\$122,993	\$16,265	\$150,947	\$28.71
Lisbon Library Dept	Lisbon	9,316	\$162,808	\$17.48	\$164,308	\$17.64	\$135,132	\$31,842	\$169,294	\$18.17
Ludden Memorial Library	Dixfield	5,700	\$110,570	\$19.40	\$117,841	\$20.67	\$63,292	\$14,200	\$110,569	\$19.40
Madison Public Library	Madison	9,526	\$86,400	\$9.07	\$88,494	\$9.29	\$45,793	\$10,500	\$80,000	\$8.40
Mark And Emily Turner Mem. Lib.	Presque Isle	9,045	\$406,168	\$44.91	\$443,471	\$49.03	\$325,593	\$23,902	\$366,792	\$40.55
Merrill Memorial Library	Yarmouth	8,097	\$369,650	\$45.65	\$375,270	\$46.35	\$309,183	\$36,501	\$406,844	\$50.25

Financials for Population 5,000-9,999

Library Name	Municipality	LSA	Total Local Gov. Revenue	Per Cap Local Gov. Revenue	Total Operating Revenue	Per Cap Total Operating Revenue	Total Staff Expenditures	Total Collection Expenditures	Total Operating Expenditures	Per Cap Total Operating Expenditures
New Gloucester Public Library	New Gloucester	5,461	\$83,798	\$15.34	\$84,998	\$15.56	\$60,552	\$7,587	\$83,799	\$15.34
Newport Public Library	Newport	5,292	\$119,326	\$22.55	\$150,814	\$28.50	\$75,847	\$14,534	\$109,539	\$20.70
North Bridgton Public Library	Bridgton	5,442	\$10,000	\$1.84	\$14,268	\$2.62	\$3,883	\$4,187	\$14,983	\$2.75
Oakland Public Library	Oakland	6,184	\$134,755	\$21.79	\$134,755	\$21.79	\$85,060	\$13,398	\$134,755	\$21.79
Ocean Park Memorial Library	Old Orchard Beach	9,395	\$0	\$0.00	\$10,561	\$1.12	\$8,386	\$1,707	\$13,311	\$1.42
Orono Public Library	Orono	9,670	\$310,083	\$32.07	\$310,083	\$32.07	\$253,221	\$34,848	\$308,991	\$31.95
Orrs Island Library	Harpswell	5,233	\$13,000	\$2.48	\$38,480	\$7.35	\$12,470	\$6,415	\$34,692	\$6.63
Richville Library	Standish	9,895	\$2,000	\$0.20	\$3,658	\$0.37	\$0	\$1,125	\$2,780	\$0.28
Ricker Memorial Library	Poland	5,389	\$48,000	\$8.91	\$110,900	\$20.58	\$70,399	\$10,352	\$110,901	\$20.58
Rockland Public Library	Rockland	7,436	\$466,645	\$62.75	\$587,780	\$79.05	\$365,396	\$58,116	\$543,834	\$73.14
Rumford Public Library	Rumford	7,128	\$306,876	\$43.05	\$320,849	\$45.01	\$239,649	\$28,671	\$320,338	\$44.94
Skidompha Public Library	Damariscotta	5,523	\$71,882	\$13.02	\$354,926	\$64.26	\$192,795	\$25,614	\$342,689	\$62.05
Skowhegan Public Library	Skowhegan	8,679	\$97,740	\$11.26	\$136,631	\$15.74	\$106,381	\$9,350	\$137,481	\$15.84
South Berwick Public Library	South Berwick	7,156	\$105,634	\$14.76	\$106,134	\$14.83	\$85,246	\$9,041	\$110,692	\$15.47
Steep Falls Library	Standish	9,895	\$6,000	\$0.61	\$38,500	\$3.89	\$21,996	\$4,312	\$28,808	\$2.91
Thomas Memorial Library	Cape Elizabeth	8,793	\$547,800	\$62.30	\$561,683	\$63.88	\$456,624	\$46,197	\$561,683	\$63.88
Topsham Public Library	Topsham	9,827	\$344,193	\$35.03	\$405,806	\$41.30	\$251,939	\$48,729	\$405,806	\$41.30
Turner Public Library	Turner	5,575	\$23,500	\$4.22	\$58,600	\$10.51	\$18,310	\$9,611	\$59,808	\$10.73
Waldoboro Public Library	Waldoboro	5,004	\$78,000	\$15.59	\$113,484	\$22.68	\$72,106	\$10,200	\$98,170	\$19.62
Waterboro Public Library	Waterboro	7,317	\$122,863	\$16.79	\$126,772	\$17.33	\$67,640	\$9,698	\$89,154	\$12.18
Wells Public Library	Wells	9,895	\$315,901	\$31.93	\$323,823	\$32.73	\$301,659	\$35,428	\$405,150	\$40.94
William Fogg Public Library	Eliot	6,304	\$145,000	\$23.00	\$254,574	\$40.38	\$122,441	\$23,877	\$208,830	\$33.13
Winslow Public Library	Winslow	7,845	\$190,650	\$24.30	\$195,125	\$24.87	\$134,048	\$20,558	\$163,445	\$20.83
Wiscasset Public Library	Wiscasset	6,513	\$100,986	\$15.51	\$178,557	\$27.42	\$96,221	\$18,701	\$172,031	\$26.41
	TOTALS	398,050	8,164,645		11,126,059		7,484,807	1,139,999	10,835,420	
	AVERAGES	13,967	\$286,479	\$19.49	\$390,388	\$28.35	\$262,625	\$40,000	\$380,190	\$27.56
	MEDIANS	6,914	\$100,986	\$15.43	\$151,047	\$24.69	\$105,197	\$16,265	\$150,947	\$21.93

FTE Paid Staff for Population 5,000-9,999

Library Name	Municipality	LSA	FTE Librarian with MLS	FTE Title of Librarian	FTE Other Paid Staff	Total Paid Staff (Actual # People)
Abbott Memorial Library	Dexter	8,467	1.00	1.00	2.00	3
Belfast Free Library	Belfast	9,754	3.00	6.00	6.00	10
Berry Memorial Library	Buxton	8,072	0.00	0.25	0.00	1
Berwick Public Library	Berwick	7,542	0.80	0.80	1.20	5
Blue Hill Public Library	Blue Hill	6,040	1.00	3.00	3.88	18
Boothbay Harbor Memorial Library	Boothbay Harbor	5,462	1.00	1.75	1.25	4
Brewer Public Library	Brewer	9,035	0.00	1.00	3.00	5
Bridgton Public Library	Bridgton	5,442	2.00	2.00	1.15	5
Buck Memorial Library	Bucksport	7,455	0.00	1.85	0.00	2
Camden Public Library	Camden	5,220	1.00	3.00	6.50	15
Charles M. Bailey Public Library	Winthrop	6,429	0.00	2.00	3.00	6
Community Library	Lyman	6,250	1.00	1.20	0.00	2
Cundy S Harbor Library	Harpwell	5,233	0.00	0.43	0.00	1
Dorothy W Quimby Library	Unity	5,715	2.00	2.00	3.75	15
Edythe Dyer Community Library	Hampden	6,914	1.00	2.00	2.55	7
Farmington Public Library	Farmington	7,545	0.88	1.76	1.76	4
Freeland Holmes Library	Oxford	5,618	0.00	0.40	0.00	1
Freeport Community Library	Freeport	8,195	0.00	7.00	4.00	11
Gray Public Library	Gray	7,541	2.00	5.00	0.00	5
Hartland Public Library	Hartland	5,760	1.00	1.00	0.00	1
Hollis Center Public Library	Hollis	6,646	0.00	0.63	0.00	1
Hubbard Free Library	Hallowell	5,075	0.90	0.90	1.22	5
Jesup Memorial Library	Bar Harbor	5,129	1.00	2.00	2.17	6
Lawrence Public Library	Fairfield	6,703	0.00	1.75	1.63	6
Lebanon Town Library	Lebanon	5,620	0.00	0.38	0.00	1
Libby Memorial Library	Old Orchard Beach	9,395	0.00	1.85	1.70	8
Lincoln Memorial Library	Lincoln	5,258	0.00	1.00	4.48	6
Lisbon Library Dept	Lisbon	9,316	0.00	1.00	5.00	6
Ludden Memorial Library	Dixfield	5,700	0.00	1.00	1.50	6
Madison Public Library	Madison	9,526	0.00	1.50	0.00	2
Mark And Emily Turner Memorial Library	Presque Isle	9,045	1.00	3.00	7.00	10
Merrill Memorial Library	Yarmouth	8,097	3.00	9.00	1.00	10
New Gloucester Public Library	New Gloucester	5,461	0.00	1.00	0.90	2

FTE Paid Staff for Population 5,000-9,999

Library Name	Municipality	LSA	FTE Librarian with MLS	FTE Title of Librarian	FTE Other Paid Staff	Total Paid Staff (Actual # People)
Newport Public Library	Newport	5,292	0.00	1.75	0.88	3
North Bridgton Public Library	Bridgton	5,442	0.28	0.28	0.00	1
Oakland Public Library	Oakland	6,184	0.81	0.81	1.43	4
Ocean Park Memorial Library	Old Orchard Beach	9,395	0.00	0.50	0.50	2
Orono Public Library	Orono	9,670	1.00	1.00	3.30	5
Orrs Island Library	Harpwell	5,233	0.00	1.50	0.10	3
Richville Library	Standish	9,895	0.00	0.00	0.00	0
Ricker Memorial Library	Poland	5,389	0.00	1.00	1.65	6
Rockland Public Library	Rockland	7,436	1.00	3.00	4.86	11
Rumford Public Library	Rumford	7,128	0.88	0.88	3.92	8
Skidompha Public Library	Damariscotta	5,523	1.00	3.73	1.00	12
Skowhegan Public Library	Skowhegan	8,679	1.00	2.75	0.30	4
South Berwick Public Library	South Berwick	7,156	0.80	0.80	1.30	3
Steep Falls Library	Standish	9,895	0.00	0.75	0.00	1
Thomas Memorial Library	Cape Elizabeth	8,793	3.45	4.78	3.84	14
Topsham Public Library	Topsham	9,827	2.00	3.00	2.90	10
Turner Public Library	Turner	5,575	0.00	0.35	0.31	3
Waldoboro Public Library	Waldoboro	5,004	1.00	2.25	0.20	5
Waterboro Public Library	Waterboro	7,317	0.00	1.15	0.38	6
Wells Public Library	Wells	9,895	2.00	6.90	0.50	13
William Fogg Public Library	Eliot	6,304	1.00	1.00	2.60	7
Winslow Public Library	Winslow	7,845	1.00	2.88	1.15	5
Wiscasset Public Library	Wiscasset	6,513	0.00	0.85	1.78	4

Services for Population 5,000-9,999

Library Name	Municipality	LSA	Total Reg. Patrons	Total Patron Visits	Total Refer. Trans.	Total Prog. per Year	Total Prog. Attend. Per Year	Total ILL Provided	Total ILL Rec'd	Total Children, YA, Adult Collection	Per Cap Collect	Total All Circ.	Per Cap Circ.	Comp. Users per Year
Abbott Memorial Library	Dexter	8,467	3,285	10,000	N/A	81	485	6	392	25,959	3.07	29,897	3.53	5,100
Belfast Free Library	Belfast	9,754	7,225	152,836	9,000	355	6,267	18,148	16,169	45,659	4.68	127,393	13.06	19,691
Berry Memorial Library	Buxton	8,072	100	513	N/A	0	0	0	0	6,500	0.81	451	0.06	15
Berwick Public Library	Berwick	7,542	3,393	13,496	1,540	157	1,966	6	122	22,682	3.01	20,329	2.70	2,596
Blue Hill Public Library	Blue Hill	6,040	7,273	127,012	1,987	377	5,027	712	1,822	37,431	6.20	119,743	19.83	14,564
Boothbay Harbor Mem. Library	Boothbay Harbor	5,462	3,362	24,947	4,160	144	2,030	3,222	3,625	24,461	4.48	37,267	6.82	6,683
Brewer Public Library	Brewer	9,035	3,104	52,506	7,154	165	2,898	350	2,474	40,974	4.54	66,012	7.31	9,700
Bridgton Public Library	Bridgton	5,442	4,258	29,637	2,320	229	3,880	99	749	25,729	4.73	45,540	8.37	7,579
Buck Memorial Library	Bucksport	7,455	2,263	8,000	3,600	52	550	0	16	27,154	3.64	15,182	2.04	2,800
Camden Public Library	Camden	5,220	9,915	169,574	12,870	605	16,253	10,123	9,443	55,467	10.63	225,970	43.29	32,951
Charles M. Bailey Public Librar	Winthrop	6,429	3,976		N/A	0	0	2,629	7,252	24,884	3.87	75,445	11.74	
Community Library	Lyman	6,250	3,955	6,299	832	39	394	0	9	22,656	3.62	10,373	1.66	2,323
Cundy S Harbor Library	Harpswell	5,233	400	1,353	20	11	233	0	7	4,898	0.94	766	0.15	129
Dorothy W Quimby Library	Unity	5,715	2,116	33,429	709	1	28	2,281	817	56,781	9.94	17,179	3.01	2,200
Edythe Dyer Community Librar	Hampden	6,914	3,298	43,301	5,475	330	5,657	8,109	9,403	24,466	3.54	107,782	15.59	4,852
Farmington Public Library	Farmington	7,545	4,107	27,638	523	173	2,344	6	650	29,283	3.88	49,988	6.63	3,934
Freeland Holmes Library	Oxford	5,618	2,703		N/A	4	45	0	20	40,175	7.15	27,676	4.93	
Freeport Community Library	Freeport	8,195	6,171	95,658	29,448	744	8,538	0	268	44,084	5.38	150,440	18.36	9,315
Gray Public Library	Gray	7,541	5,350	65,968	2,400	150	4,444	8,183	11,584	33,054	4.38	96,302	12.77	8,404
Hartland Public Library	Hartland	5,760	1,285	7,800	520	22	216	1,082	1,046	19,502	3.39	16,815	2.92	3,120
Hollis Center Public Library	Hollis	6,646	1,686	5,600	N/A	45	450	0	65	14,821	2.23	13,187	1.98	525
Hubbard Free Library	Hallowell	5,075	2,615	16,368	2,714	66	508	70	110	27,095	5.34	27,003	5.32	1,558
Jesup Memorial Library	Bar Harbor	5,129	4,570		N/A	97	2,189	3,095	2,525	32,961	6.43	65,761	12.82	6,044
Lawrence Public Library	Fairfield	6,703	3,100	44,653	1,328	138	1,820	6	111	35,007	5.22	25,076	3.74	4,112
Lebanon Town Library	Lebanon	5,620	177		12	1	70	0	35	1,900	0.34	921	0.16	6
Libby Memorial Library	Old Orchard Beach	9,395	3,375	19,800	N/A	21	181	0	285	29,004	3.09	26,840	2.86	9,044
Lincoln Memorial Library	Lincoln	5,258	3,926	39,800	2,675	195	3,051	28	488	28,928	5.50	29,192	5.55	6,650
Lisbon Library Dept	Lisbon	9,316	4,591	94,327	13,508	188	2,410	69	300	39,578	4.25	48,251	5.18	4,200
Ludden Memorial Library	Dixfield	5,700	1,084	18,201	639	50	595	9,704	9,783	19,344	3.39	27,921	4.90	5,383
Madison Public Library	Madison	9,526	1,996	6,900	1,472	74	466	0	203	17,550	1.84	15,468	1.62	4,333
Mark And Emily Turner Mem. L	Presque Isle	9,045	4,579	73,784	9,777	225	8,776	50	299	53,256	5.89	78,970	8.73	37,316
Merrill Memorial Library	Yarmouth	8,097	8,198		N/A	280	2,125	0	829	42,653	5.27	139,450	17.22	4,339

Services for Population 5,000-9,999

Library Name	Municipality	LSA	Total Reg. Patrons	Total Patron Visits	Total Refer. Trans.	Total Prog. per Year	Total Prog. Attend. Per Year	Total ILL Provided	Total ILL Rec'd	Total Children, YA, Adult Collection	Per Cap Collect	Total All Circ.	Per Cap Circ.	Comp. Users per Year
New Gloucester Public Library	New Gloucester	5,461	3,032	16,425	295	78	655	99	485	18,117	3.32	25,728	4.71	993
Newport Public Library	Newport	5,292	2,344	21,500	802	84	1,462	145	1,802	12,784	2.42	21,228	4.01	3,410
North Bridgton Public Library	Bridgton	5,442	256	1,598	65	10	125	33	59	7,795	1.43	2,172	0.40	144
Oakland Public Library	Oakland	6,184	6,747	11,230	2,080	123	2,100	1	336	29,133	4.71	31,263	5.06	3,183
Ocean Park Memorial Library	Old Orchard Beach	9,395			N/A	22	270	0	0	18,000	1.92	3,000	0.32	0
Orono Public Library	Orono	9,670	3,172	46,638	850	234	3,963	5,201	6,281	42,487	4.39	53,741	5.56	4,340
Orrs Island Library	Harpwell	5,233	525	4,950	0	6	190	0	0	10,625	2.03	12,400	2.37	725
Richville Library	Standish	9,895	289	730	25	17	146	0	2	4,300	0.43	3,184	0.32	140
Ricker Memorial Library	Poland	5,389	2,863	17,235	2,548	96	1,120	558	214	32,694	6.07	23,856	4.43	1,936
Rockland Public Library	Rockland	7,436	9,805	202,815	11,239	404	10,392	15,992	15,925	48,670	6.55	158,416	21.30	46,575
Rumford Public Library	Rumford	7,128	2,039	51,416	8,576	136	2,200	100	202	47,378	6.65	50,332	7.06	19,880
Skidompha Public Library	Damariscotta	5,523	6,618	145,000	9,810	1,488	9,996	1,304	2,253	24,766	4.48	67,002	12.13	34,002
Skowhegan Public Library	Skowhegan	8,679	3,169	24,591	520	140	2,331	63	503	23,215	2.67	39,670	4.57	8,575
South Berwick Public Library	South Berwick	7,156	3,233	14,183	1,501	82	1,180	171	378	21,946	3.07	32,237	4.50	1,418
Steep Falls Library	Standish	9,895	3,075	3,500	85	114	1,555	0	13	29,000	2.93	2,734	0.28	395
Thomas Memorial Library	Cape Elizabeth	8,793	5,409	82,928	11,221	281	6,189	13,053	12,902	49,003	5.57	141,919	16.14	3,650
Topsham Public Library	Topsham	9,827	6,631	58,407	3,640	198	6,228	13,703	8,830	32,552	3.31	114,334	11.63	8,439
Turner Public Library	Turner	5,575	962	2,850	290	21	276	0	56	12,923	2.32	13,105	2.35	780
Waldoboro Public Library	Waldoboro	5,004	3,948	19,018	1,098	83	1,148	0	248	17,749	3.55	34,731	6.94	5,008
Waterboro Public Library	Waterboro	7,317	2,322	8,166	1,009	90	1,025	6	269	21,730	2.97	23,089	3.16	2,723
Wells Public Library	Wells	9,895	6,984	79,740	3,018	182	4,942	6,289	8,348	37,673	3.81	79,355	8.02	13,468
William Fogg Public Library	Eliot	6,304	2,643	19,737	658	254	2,816	25	478	34,107	5.41	59,882	9.50	877
Winslow Public Library	Winslow	7,845	6,201	26,572	7,404	138	2,427	12	131	44,050	5.62	43,278	5.52	6,824
Wiscasset Public Library	Wiscasset	6,513	4,843	38,525	9,000	138	2,116	35	70	35,813	5.50	64,208	9.86	1,950
	TOTALS	398,050	204,546	2,087,154	190,417	9,438	148,748	124,768	140,686	1,610,406		2,839,454		388,901
	AVERAGES	13,967	7,305	81,849	7,934	331	5,219	4,378	4,936	56,505	4.14	99,630	7.23	14,142
	MEDIANS	6,914	3,292	24,591	2,034	123	1,966	50	378	28,928	3.88	32,237	5.12	4,200

Staffing for Population 5,000-9,999

Library Name	Municipality	LSA	Director Annual Cur. Salary	Direct. Hr Rate	Dir. MLS	Assist. Director Annual Cur. Salary	Assist. Dir. Hr Rate	Cat. Annual Cur. Salary	Cat. Hr Rate	Child. Annual Cur. Salary	Child. Hr Rate	YA Ann. Cur. Salary	YA Hr Rate	Ref. Annual Cur. Salary	Ref. Hr Rate	Cir. Ann. Cur. Salary	Circ. Hr Rate
Abbott Memorial Library	Dexter	8,467	\$41,300	\$20.38	Yes	N/A	N/A	N/A	N/A	\$13,104	\$10.50	N/A	N/A	N/A	N/A	\$5,746	\$8.50
Belfast Free Library	Belfast	9,754	\$58,457	\$28.11	Yes	N/A	N/A	\$27,789	\$13.36	\$44,222	\$21.26	N/A	N/A	\$42,958	\$20.65	N/A	N/A
Berry Memorial Library	Buxton	8,072	\$7,700	\$15.15	No	N/A	N/A	N/A	N/A	N/A	N/A	N/A	N/A	N/A	N/A	N/A	N/A
Berwick Public Library	Berwick	7,542	\$24,960	\$16.00	Yes	N/A	\$9.50	N/A	N/A	\$6,240	\$8.00	N/A	N/A	N/A	N/A	N/A	N/A
Blue Hill Public Library	Blue Hill	6,040	\$65,000	\$31.25	Yes	\$33,543.0	\$16.54	\$14,942	\$11.25	\$27,994	\$14.55	N/A	N/A	N/A	N/A	\$13,673	\$12.26
Boothbay Harbor Memorial Library	Boothbay Harbor	5,462	\$43,988	\$21.15	Yes	N/A	N/A	N/A	N/A	\$22,420	\$14.51	N/A	N/A	N/A	N/A	\$20,760	\$13.44
Brewer Public Library	Brewer	9,035	\$43,260	\$22.18	No	\$36,436.0	\$20.02	N/A	N/A	\$26,734	\$13.71	N/A	N/A	N/A	N/A	\$13,737	\$9.11
Bridgton Public Library	Bridgton	5,442	\$31,814	\$17.48	Yes	\$0.0	\$0.00	\$0	\$0.00	\$21,300	\$11.70	\$0	\$0.00	\$0	\$0.00	\$0	\$0.00
Buck Memorial Library	Bucksport	7,455	\$14,500	N/A	No	N/A	\$9.95	\$0	\$0.00	\$0	\$0.00	\$0	\$0.00	\$0	\$0.00	\$0	\$0.00
Camden Public Library	Camden	5,220	\$67,500	\$32.45	Yes	\$57,500.0	\$27.64	\$36,858	\$17.72	\$31,195	\$17.14	N/A	N/A	N/A	N/A	\$28,398	\$15.17
Charles M. Bailey Public Library	Winthrop	6,429	\$38,242	\$18.39	No	\$0.0	\$0.00	\$0	\$0.00	\$26,374	\$12.69	\$0	\$0.00	\$0	\$0.00	\$0	\$0.00
Community Library	Lyman	6,250	\$21,819	\$10.49	Yes	\$3,536.0	\$8.50	\$0	\$0.00	\$0	\$0.00	\$0	\$0.00	\$0	\$0.00	\$0	\$0.00
Cundy S Harbor Library	Harpswell	5,233	\$8,075	\$9.50	No	N/A	N/A	N/A	N/A	N/A	N/A	N/A	N/A	N/A	N/A	N/A	N/A
Dorothy W Quimby Library	Unity	5,715	\$48,597	\$23.54	Yes	\$0.0	\$0.00	\$0	\$0.00	\$0	\$0.00	\$0	\$0.00	\$34,649	\$16.66	\$24,000	\$11.92
Edythe Dyer Community Library	Hampden	6,914	\$50,081	\$24.07	Yes	N/A	N/A	N/A	N/A	\$37,371	\$17.96	N/A	N/A	N/A	N/A	\$29,281	\$14.07
Farmington Public Library	Farmington	7,545	\$40,510	N/A	Yes	N/A	N/A	\$19,991	\$12.81	\$21,614	\$13.84	N/A	N/A	N/A	N/A	\$16,137	\$10.37
Freeland Holmes Library	Oxford	5,618	N/A	\$11.50	No	\$0.0	\$0.00	\$0	\$0.00	\$0	\$0.00	\$0	\$0.00	\$0	\$0.00	\$0	\$0.00
Freeport Community Library	Freeport	8,195	\$50,360	\$25.83	No	\$41,798.0	\$21.43	\$32,069	\$18.14	\$33,068	\$17.19	N/A	N/A	N/A	N/A	\$33,767	\$17.09
Gray Public Library	Gray	7,541	\$42,000	\$20.19	No	N/A	N/A	N/A	N/A	\$32,230	\$16.31	N/A	N/A	\$18,720	\$12.00	\$29,500	\$14.92
Hartland Public Library	Hartland	5,760	\$30,000	\$17.34	Yes	N/A	N/A	N/A	N/A	N/A	N/A	N/A	N/A	N/A	N/A	N/A	N/A
Hollis Center Public Library	Hollis	6,646	\$15,688	\$12.57	No	\$0.0	\$0.00	\$0	\$0.00	\$0	\$0.00	\$0	\$0.00	\$0	\$0.00	\$0	\$0.00
Hubbard Free Library	Hallowell	5,075	\$13,350	\$13.35	Yes	N/A	N/A	\$11,492	\$7.90	N/A	N/A	N/A	N/A	N/A	N/A	N/A	N/A
Jesup Memorial Library	Bar Harbor	5,129	\$45,000	N/A	Yes	\$36,104.0	\$17.36	\$23,486	\$16.13	N/A	N/A	N/A	N/A	\$21,844	\$15.56	\$11,980	\$13.55
Lawrence Public Library	Fairfield	6,703	\$35,063	\$19.26	No	\$22,000.0	\$12.09	N/A	N/A	\$21,996	\$12.08	\$4,238	\$10.00	N/A	N/A	\$4,238	\$10.00
Lebanon Town Library	Lebanon	5,620	\$4,560	\$7.60	No	\$0.0	\$0.00	\$0	\$0.00	\$0	\$0.00	\$0	\$0.00	\$0	\$0.00	\$0	\$0.00
Libby Memorial Library	Old Orchard Beach	9,395	\$35,535	\$19.50	No	N/A	\$0.00	N/A	N/A	\$26,780	\$14.70	N/A	\$0.00	N/A	\$0.00	\$15,834	\$10.50
Lincoln Memorial Library	Lincoln	5,258	\$36,608	\$17.60	No	\$0.0	\$0.00	\$11,182	\$8.96	\$26,520	\$12.75	\$8,590	\$8.26	\$0	\$0.00	\$27,456	N/A
Lisbon Library Dept	Lisbon	9,316	\$43,122	\$20.73	No	\$16,000.0	\$10.25	\$16,000	\$10.25	\$18,655	\$10.50	N/A	N/A	N/A	N/A	\$13,260	\$8.50
Ludden Memorial Library	Dixfield	5,700	\$23,769	\$13.06	No	\$7,696.0	\$9.25	N/A	N/A	\$5,378	\$7.47	N/A	N/A	N/A	N/A	\$6,600	\$8.01
Madison Public Library	Madison	9,526	\$21,809	\$13.98	No	\$18,829.0	\$12.07	N/A	N/A	N/A	N/A	N/A	N/A	N/A	N/A	N/A	N/A
Mark And Emily Turner Mem. Lib.	Presque Isle	9,045	\$46,883	\$22.54	Yes	\$30,722.0	\$14.77	\$21,021	\$12.25	\$14,813	\$13.04	#####	\$12.39	\$27,123	\$13.04	\$20,342	\$13.04

Staffing for Population 5,000-9,999

Library Name	Municipality	LSA	Director Annual Cur. Salary	Direct. Hr Rate	Dir. MLS	Assist. Director Annual Cur. Salary	Assist. Dir. Hr Rate	Cat. Annual Cur. Salary	Cat. Hr Rate	Child. Annual Cur. Salary	Child. Hr Rate	YA Ann. Cur. Salary	YA Hr Rate	Ref. Annual Cur. Salary	Ref. Hr Rate	Cir. Ann. Cur. Salary	Circ. Hr Rate
Merrill Memorial Library	Yarmouth	8,097	\$58,199	N/A	No	\$41,507.0	N/A	\$42,353	N/A	\$42,353	N/A	N/A	\$14.24	N/A	N/A	\$0	\$0.00
New Gloucester Public Library	New Gloucester	5,461	\$38,118	\$18.72	No	\$14,047.0	\$10.68	\$0	\$0.00	\$0	\$0.00	\$0	\$0.00	\$0	\$0.00	\$0	\$0.00
Newport Public Library	Newport	5,292	\$30,160	\$14.50	No	N/A	N/A	N/A	N/A	\$17,550	\$11.00	N/A	N/A	N/A	N/A	N/A	N/A
North Bridgton Public Library	Bridgton	5,442	\$4,862	\$8.50	Yes	\$0.0	\$0.00	N/A	\$0.00	\$0	\$0.00	\$0	\$0.00	\$0	\$0.00	\$0	\$0.00
Oakland Public Library	Oakland	6,184	\$30,817	N/A	Yes	\$14,154.0	\$10.30	\$0	\$0.00	\$0	\$0.00	\$0	\$0.00	\$0	\$0.00	\$0	\$0.00
Ocean Park Memorial Library	Old Orchard Beach	9,395	\$6,050	N/A	No	N/A	\$10.50	N/A	N/A	N/A	N/A	N/A	N/A	N/A	N/A	N/A	N/A
Orono Public Library	Orono	9,670	\$52,416	\$25.20	Yes	N/A	N/A	N/A	N/A	\$34,653	\$16.66	N/A	N/A	N/A	N/A	\$39,276	\$21.58
Orrs Island Library	Harpswell	5,233	\$8,800	N/A	No	\$1,600.0	N/A	N/A	N/A	N/A	N/A	N/A	N/A	N/A	N/A	N/A	N/A
Richville Library	Standish	9,895	\$0	\$0.00	No	N/A	N/A	N/A	N/A	N/A	N/A	N/A	N/A	N/A	N/A	N/A	N/A
Ricker Memorial Library	Poland	5,389	\$24,334	\$12.18	No	N/A	N/A	\$9,791	\$9.91	\$11,757	\$11.90	N/A	N/A	N/A	N/A	\$4,108	\$7.90
Rockland Public Library	Rockland	7,436	\$52,000	\$25.00	Yes	\$34,690.0	\$17.79	N/A	N/A	\$31,824	\$16.32	N/A	N/A	\$30,927	\$15.86	\$29,952	\$15.36
Rumford Public Library	Rumford	7,128	\$47,911	N/A	Yes	\$0.0	\$0.00	\$0	\$0.00	\$34,015	N/A	\$0	\$0.00	\$34,015	N/A	\$34,015	N/A
Skidompha Public Library	Damariscotta	5,523	\$43,602	\$21.00	No	\$17,609.0	\$15.18	\$14,849	\$13.00	\$15,470	\$11.90	\$9,734	\$10.40	N/A	N/A	\$5,800	\$11.75
Skowhegan Public Library	Skowhegan	8,679	\$35,324	\$17.00	Yes	\$21,898.0	\$10.52	N/A	N/A	\$15,648	\$10.00	N/A	N/A	N/A	N/A	N/A	N/A
South Berwick Public Library	South Berwick	7,156	\$38,788	\$0.00	Yes	\$0.0	\$0.00	\$0	\$0.00	\$0	\$18.12	\$0	\$0.00	\$0	\$0.00	\$0	\$0.00
Steep Falls Library	Standish	9,895	\$20,280	\$13.00	No	\$0.0	\$0.00	\$0	\$0.00	\$0	\$0.00	\$0	\$0.00	\$0	\$0.00	\$0	\$0.00
Thomas Memorial Library	Cape Elizabeth	8,793	\$63,860	\$30.70	Yes	N/A	N/A	\$31,043	\$19.26	\$45,436	\$21.84	#####	\$21.57	\$40,507	\$19.47	\$40,502	\$19.47
Topsham Public Library	Topsham	9,827	\$55,608	\$26.74	Yes	\$37,867.0	\$18.20	\$20,797	\$13.79	\$37,171	\$17.87	N/A	N/A	N/A	N/A	N/A	N/A
Turner Public Library	Turner	5,575	\$10,242	N/A	No	\$0.0	\$0.00	\$4,592	\$8.38	N/A	N/A	\$0	\$0.00	\$0	\$0.00	\$897	\$7.50
Waldoboro Public Library	Waldoboro	5,004	\$26,500	\$16.50	Yes	N/A	N/A	N/A	N/A	N/A	N/A	N/A	N/A	N/A	N/A	N/A	N/A
Waterboro Public Library	Waterboro	7,317	\$26,411	\$16.93	No	\$0.0	\$0.00	\$0	\$0.00	\$0	\$0.00	\$0	\$0.00	\$0	\$0.00	\$17,093	\$11.74
Wells Public Library	Wells	9,895	\$52,785	N/A	Yes	N/A	N/A	\$20,280	\$13.00	\$37,878	\$18.21	N/A	N/A	\$25,225	\$16.71	\$28,076	\$13.49
William Fogg Public Library	Eliot	6,304	\$37,600	N/A	Yes	N/A	N/A	N/A	N/A	\$30,000	\$16.25	\$0	\$0.00	\$0	\$0.00	N/A	\$13.50
Winslow Public Library	Winslow	7,845	\$39,582	\$19.03	Yes	\$24,461.0	\$11.76	\$14,832	\$10.30	\$19,219	\$10.56	\$0	\$0.00	\$0	\$0.00	\$0	\$0.00
Wiscasset Public Library	Wiscasset	6,513	\$32,445	\$0.00	No	N/A	N/A	N/A	N/A	\$0	\$14.44	\$0	\$10.84	\$0	\$10.24	N/A	.

Financials for Population 10,000-24,999

Library Name	Municipality	LSA	Total Local Gov. Revenue	Per Cap Local Gov. Revenue	Total Operating Revenue	Per Cap Total Operating Revenue	Total Staff Expenditures	Total Collection Expenditures	Total Operating Expenditures	Per Cap Total Operating Expenditures
Auburn Public Library	Auburn	23,177	\$936,657	\$40.41	\$1,126,311	\$48.60	\$758,234	\$77,411	\$1,057,051	\$45.61
Baxter Memorial Library	Gorham	15,563	\$419,125	\$26.93	\$422,325	\$27.14	\$406,369	\$15,922	\$487,791	\$31.34
Caribou Public Library	Caribou	10,923	\$275,517	\$25.22	\$281,667	\$25.79	\$191,683	\$23,025	\$220,708	\$20.21
Cary Library-Houlton	Houlton	13,810	\$158,266	\$11.46	\$203,789	\$14.76	\$110,814	\$36,691	\$200,683	\$14.53
Dyer Library	Saco	18,125	\$293,500	\$16.19	\$459,388	\$25.35	\$316,937	\$44,667	\$505,006	\$27.86
Ellsworth Public Library	Ellsworth	20,309	\$662,668	\$32.63	\$692,593	\$34.10	\$429,213	\$44,786	\$545,533	\$26.86
Falmouth Memorial Library	Falmouth	10,724	\$374,000	\$34.88	\$493,153	\$45.99	\$362,065	\$36,500	\$493,153	\$45.99
Gardiner Public Library	Gardiner	16,892	\$297,628	\$17.62	\$317,628	\$18.80	\$248,430	\$36,500	\$338,370	\$20.03
Goodall Memorial Library	Sanford	21,156	\$410,315	\$19.39	\$680,586	\$32.17	\$302,842	\$70,280	\$459,474	\$21.72
Kennebunk Free Library	Kennebunk	15,513	\$436,365	\$28.13	\$581,628	\$37.49	\$421,455	\$54,027	\$591,317	\$38.12
Lithgow Public Library	Augusta	18,282	\$610,668	\$33.40	\$632,668	\$34.61	\$521,968	\$61,000	\$632,668	\$34.61
Mcarthur Public Library	Biddeford	21,435	\$280,000	\$13.06	\$817,074	\$38.12	\$538,476	\$65,001	\$767,947	\$35.83
North Gorham Public Library	Gorham	15,563	\$12,150	\$0.78	\$13,400	\$0.86	\$9,450	\$400	\$12,850	\$0.83
Old Town Public Library	Old Town	10,689	\$333,032	\$31.16	\$354,296	\$33.15	\$258,739	\$29,785	\$345,681	\$32.34
Patten Free Library	Bath	17,367	\$271,767	\$15.65	\$688,875	\$39.67	\$492,580	\$62,200	\$688,875	\$39.67
Prince Memorial Library	Cumberland	11,126	\$374,446	\$33.66	\$376,896	\$33.88	\$298,899	\$30,425	\$371,322	\$33.37
Rice Public Library	Kittery	10,427	\$492,361	\$47.22	\$521,180	\$49.98	\$265,704	\$84,462	\$457,317	\$43.86
Salmon Falls Library	Hollis	12,702	\$34,400	\$2.71	\$42,530	\$3.35	\$13,670	\$14,000	\$38,330	\$3.02
Scarborough Public Library	Scarborough	19,054	\$760,556	\$39.92	\$858,993	\$45.08	\$613,799	\$68,441	\$844,113	\$44.30
South Portland Public Library	South Portland	23,803	\$716,471	\$30.10	\$746,539	\$31.36	\$746,206	\$71,713	\$898,038	\$37.73
Springvale Public Library	Sanford	21,156	\$157,736	\$7.46	\$269,735	\$12.75	\$198,695	\$20,840	\$269,735	\$12.75
Walker Memorial Library	Westbrook	16,534	\$497,681	\$30.10	\$503,126	\$30.43	\$536,985	\$38,851	\$621,376	\$37.58
Waterville Public Library	Waterville	16,016	\$384,607	\$24.01	\$454,607	\$28.38	\$346,557	\$39,050	\$454,607	\$28.38
West Buxton Public Library	Buxton	12,702	\$9,700	\$0.76	\$10,958	\$0.86	\$1,200	\$3,687	\$9,648	\$0.76
Windham Public Library	Windham	16,715	\$331,906	\$19.86	\$331,906	\$19.86	\$378,622	\$35,030	\$439,277	\$26.28
York Public Library	York	14,064	\$412,321	\$29.32	\$434,086	\$30.87	\$281,360	\$22,707	\$434,068	\$30.86
	TOTALS	423,827	9,943,843		12,315,937		9,050,952	1,087,401	12,184,938	
	AVERAGES	31,395	\$736,581	\$23.54	\$912,292	\$28.59	\$670,441	\$80,548	\$902,588	\$28.25
	MEDIANS	16,534	\$374,446	\$26.08	\$459,388	\$31.11	\$346,557	\$38,851	\$459,474	\$31.10

FTE Paid Staff for Population 10,000-24,999

Library Name	Municipality	LSA	FTE Librarian with MLS	FTE Title of Librarian	FTE Other Paid Staff	Total Paid Staff (Actual # People)
Auburn Public Library	Auburn	23,177	7	7	13	20
Baxter Memorial Library	Gorham	15,563	2.81	3.75	4.98	12
Caribou Public Library	Caribou	10,923	1	1	7	8
Cary Library-Houlton	Houlton	13,810	1	1	3	5
Dyer Library	Saco	18,125	1.93	1.93	6.07	16
Ellsworth Public Library	Ellsworth	20,309	2	9	1	11
Falmouth Memorial Library	Falmouth	10,724	7	12	3	16
Gardiner Public Library	Gardiner	16,892	1.5	5.25	2.44	13
Goodall Memorial Library	Sanford	21,156	2	4	3.95	10
Kennebunk Free Library	Kennebunk	15,513	2.75	4	7.05	13
Lithgow Public Library	Augusta	18,282	4	4	7.5	16
Mcarthur Public Library	Biddeford	21,435	4	4	9.46	18
North Gorham Public Library	Gorham	15,563	0	0.43	0	2
Old Town Public Library	Old Town	10,689	0	1	5.1	11
Patten Free Library	Bath	17,367	6.5	6.5	4.3	30
Prince Memorial Library	Cumberland	11,126	1.55	2.875	1.77	9
Rice Public Library	Kittery	10,427	1.75	3.5	1.8	8
Salmon Falls Library	Hollis	12,702	0	0.38	0	1
Scarborough Public Library	Scarborough	19,054	5.5	5.5	6.94	21
South Portland Public Library	South Portland	23,803	1.23	1.23	10.4	19
Springvale Public Library	Sanford	21,156	0.2	3.6	1.7	9
Walker Memorial Library	Westbrook	16,534	4.37	4.37	8.25	12
Waterville Public Library	Waterville	16,016	2	2.13	4.63	17
West Buxton Public Library	Buxton	12,702	0	0.3	0	1
Windham Public Library	Windham	16,715	3	4	6	10
York Public Library	York	14,064	3.25	4.25	1.2	9

Services for Population 10,000-24,999

Library Name	Municipality	LSA	Total Reg. Patrons	Total Patron Visits	Total Refer. Trans.	Total Prog. per Year	Total Prog. Attend. Per Year	Total ILL Prov.	Total ILL Rec.	Total Children, YA, Adult Collection	Per Cap Collect	Total All Circ.	Per Cap Circ.	Comp. Users per Year
Auburn Public Library	Auburn	23,177	12,280	181,792	16,029	457	9,739	10,705	12,471	66,904	2.89	202,725	8.75	63,710
Baxter Memorial Library	Gorham	15,563	6,957	59,072	14,570	191	5,200	11,903	14,551	32,815	2.11	104,189	6.69	13,381
Caribou Public Library	Caribou	10,923	6,373	25,000	1,700	72	1,700	54	169	45,639	4.18	53,098	4.86	9,257
Cary Library-Houlton	Houlton	13,810	8,044	96,938	7,644	421	5,481	104	1,170	53,639	3.88	69,794	5.05	18,459
Dyer Library	Saco	18,125	9,592	209,985	5,844	628	15,222	144	995	49,256	2.72	149,013	8.22	18,796
Ellsworth Public Library	Ellsworth	20,309	8,253	215,811	12,133	388	8,196	80	1,461	42,774	2.11	194,010	9.55	30,055
Falmouth Memorial Library	Falmouth	10,724	8,179	124,024	7,643	257	7,386	11,831	11,184	48,891	4.56	190,525	17.77	8,656
Gardiner Public Library	Gardiner	16,892	7,099	65,863	N/A	103	780	13,621	12,760	44,023	2.61	114,761	6.79	15,500
Goodall Memorial Library	Sanford	21,156	8,839	71,179	7,895	88	3,601	256	333	66,124	3.13	100,995	4.77	26,718
Kennebunk Free Library	Kennebunk	15,513	9,002		2,763	433	6,207	66	1,012	47,765	3.08	170,438	10.99	11,147
Lithgow Public Library	Augusta	18,282	15,566	128,907	7,282	490	7,464	19,675	15,873	57,973	3.17	185,839	10.17	24,036
Mcarthur Public Library	Biddeford	21,435	9,581	104,478	25,489	639	10,093	11,580	16,174	66,499	3.10	112,513	5.25	36,865
North Gorham Public Library	Gorham	15,563	407	1,671	50	204	1,266	0	33	8,638	0.56	2,256	0.14	108
Old Town Public Library	Old Town	10,689	4,657	67,551	N/A	1,006	22,675	8,393	4,923	33,147	3.10	80,134	7.50	8,730
Patten Free Library	Bath	17,367	9,292	142,909	6,402	414	8,855	13,691	12,467	53,415	3.08	163,732	9.43	23,292
Prince Memorial Library	Cumberland	11,126	8,559	47,787	2,808	189	2,411	4	185	47,636	4.28	77,997	7.01	8,400
Rice Public Library	Kittery	10,427	3,246	55,558	15,647	121	4,410	8,694	6,277	53,441	5.13	86,462	8.29	3,313
Salmon Falls Library	Hollis	12,702	3,200	3,275	4,150	52	905	0	3	9,474	0.75	3,497	0.28	80
Scarborough Public Library	Scarborough	19,054	5,215	134,611	5,047	209	5,402	14,471	12,999	62,703	3.29	200,774	10.54	10,013
South Portland Public Library	South Portland	23,803	11,767	143,876	1,475	473	8,207	13,449	20,474	84,946	3.57	280,140	11.77	12,740
Springvale Public Library	Sanford	21,156	7,252	45,448	6,955	211	6,489	149	582	33,970	1.61	60,057	2.84	14,310
Walker Memorial Library	Westbrook	16,534	4,392	77,242	1,120	198	5,468	7,663	5,944	77,692	4.70	70,444	4.26	12,846
Waterville Public Library	Waterville	16,016	8,788	148,700	18,574	191	2,843	16,110	9,616	77,609	4.85	144,585	9.03	24,139
West Buxton Public Library	Buxton	12,702	712	5,185	68	71	1,589	0	197	6,993	0.55	4,909	0.39	574
Windham Public Library	Windham	16,715	8,898		1,931	211	4,190	0	1,559	45,897	2.75	124,360	7.44	13,093
York Public Library	York	14,064	7,317	61,000	6,250	304	10,187	8,212	10,419	54,620	3.88	115,999	8.25	14,415
	TOTALS	423,827	193,467	2,217,862	179,469	8,021	165,966	170,855	173,831	1,272,483		3,063,246		422,633
	AVERAGES	31,395	14,331	177,429	14,358	594	12,294	12,656	12,876	94,258	3.06	226,907	7.15	31,306
	MEDIANS	16,534	8,179	77,242	6,402	211	5,481	8,212	5,944	49,256	3.10	114,761	7.47	13,381

Staffing for Population 10,000-24,999

Library Name	Municipality	LSA	Director Annual Cur. Salary	Direct. Hr Rate	Dir. MLS	Assist. Director Annual Cur. Salary	Assist. Dir. Hr Rate	Cat. Annual Cur. Salary	Cat. Hr Rate	Child. Annual Cur. Salary	Child. Hr Rate	YA Ann. Cur. Salary	YA Hr Rate	Ref. Annual Cur. Salary	Ref. Hr Rate	Cir. Ann. Cur. Salary	Circ. Hr Rate
Auburn Public Library	Auburn	23,177	\$65,013	\$33.36	Yes	N/A	N/A	\$50,037	\$25.66	\$50,037	\$25.66	\$41,730	\$21.40	\$50,037	\$25.66	\$51,226	\$26.26
Baxter Memorial Library	Gorham	15,563	\$55,414	\$28.42	Yes	\$38,407	\$19.70	\$45,866	\$23.52	\$38,407	\$19.70	\$0	\$0.00	\$0	\$0.00	\$0	\$0.00
Caribou Public Library	Caribou	10,923	\$45,385	\$21.82	No	\$29,952	\$14.40	\$0	\$0.00	\$34,216	\$16.45	\$0	\$0.00	\$0	\$0.00	\$0	\$12.05
Cary Library-Houlton	Houlton	13,810	\$41,289	\$19.85	Yes	N/A	N/A	N/A	N/A	\$21,986	\$10.57	N/A	N/A	N/A	N/A	\$19,864	\$9.55
Dyer Library	Saco	18,125	\$0	\$29.81	Yes	N/A	N/A	N/A	\$10.43	N/A	\$15.40	N/A	N/A	N/A	\$17.52	N/A	\$16.04
Ellsworth Public Library	Ellsworth	20,309	\$52,703	\$25.33	Yes	\$36,367	\$19.98	\$28,119	\$15.45	\$25,771	\$14.11	N/A	N/A	\$26,025	\$11.07	\$23,433	\$12.87
Falmouth Memorial Library	Falmouth	10,724	\$61,672	\$29.65	Yes	\$37,710	\$18.13	\$14,625	\$16.25	\$40,789	\$19.61	N/A	N/A	N/A	N/A	\$29,994	\$14.42
Gardiner Public Library	Gardiner	16,892	\$52,540	N/A	Yes	\$35,841	\$18.38	\$0	\$0.00	\$30,596	\$15.69	\$27,242	\$13.97	\$0	\$0.00	\$27,785	\$14.25
Goodall Memorial Library	Sanford	21,156	\$42,827	\$20.59	No	\$40,539	\$19.49	\$11,307	\$12.08	\$35,318	\$16.98	N/A	N/A	\$33,134	\$15.93	N/A	N/A
Kennebunk Free Library	Kennebunk	15,513	\$41,776	N/A	Yes	\$41,204	N/A	\$18,174	\$13.98	\$35,027	N/A	\$32,260	N/A	N/A	N/A	N/A	\$13.98
Lithgow Public Library	Augusta	18,282	\$61,547	\$29.59	Yes	\$47,964	\$22.93	N/A	N/A	N/A	N/A	N/A	N/A	N/A	N/A	N/A	N/A
Mcarthur Public Library	Biddeford	21,435	\$55,045	\$0.00	Yes	\$42,861	\$0.00	\$0	\$19.27	\$37,602	\$0.00	\$32,389	\$0.00	\$32,389	\$0.00	\$35,162	\$0.00
North Gorham Public Library	Gorham	15,563	\$6,000	N/A	No	\$3,000	\$10.00	N/A	N/A	N/A	N/A	N/A	N/A	N/A	N/A	N/A	N/A
Old Town Public Library	Old Town	10,689	\$54,636	\$28.02	No	\$32,000	\$16.41	N/A	N/A	\$33,092	\$16.97	N/A	N/A	N/A	N/A	\$28,033	\$17.97
Patten Free Library	Bath	17,367	\$62,000	\$29.81	Yes	N/A	N/A	\$41,263	\$19.84	\$38,563	\$18.54	N/A	N/A	\$42,683	\$20.52	\$33,280	\$16.00
Prince Memorial Library	Cumberland	11,126	\$57,372	\$29.82	No	\$0	\$0.00	\$0	\$0.00	\$31,853	\$19.77	\$0	\$0.00	\$33,191	\$20.59	\$27,871	\$17.29
Rice Public Library	Kittery	10,427	\$55,485	\$30.49	Yes	N/A	N/A	\$36,873	\$20.26	\$34,009	\$18.60	N/A	N/A	N/A	N/A	\$34,446	\$18.52
Salmon Falls Library	Hollis	12,702	\$13,670	\$13.14	No	N/A	N/A	N/A	N/A	N/A	N/A	N/A	N/A	N/A	N/A	N/A	N/A
Scarborough Public Library	Scarborough	19,054	\$67,413	\$32.41	Yes	\$58,261	\$28.01	\$38,251	\$18.39	\$40,165	\$19.31	N/A	N/A	\$45,635	\$21.94	\$42,973	\$20.66
South Portland Public Library	South Portland	23,803	\$64,905	\$33.63	No	\$0	\$0.00	\$47,755	\$24.49	\$47,755	\$24.49	\$28,016	\$24.49	N/A	N/A	\$47,755	\$24.49
Springvale Public Library	Sanford	21,156	\$35,520	\$20.00	No	\$22,850	\$16.80	N/A	N/A	\$23,085	\$14.25	N/A	N/A	N/A	N/A	\$21,060	\$13.00
Walker Memorial Library	Westbrook	16,534	\$70,435	\$33.86	Yes	\$52,654	\$25.31	\$0	\$0.00	\$40,144	\$19.30	\$21,307	\$16.39	\$13,010	\$16.68	\$42,869	\$20.61
Waterville Public Library	Waterville	16,016	\$59,187	\$27.76	Yes	N/A	N/A	\$31,635	\$16.44	\$40,781	\$21.19	N/A	N/A	N/A	N/A	\$26,081	\$13.56
West Buxton Public Library	Buxton	12,702	\$1,200	N/A	No	N/A	N/A	N/A	N/A	N/A	N/A	N/A	N/A	N/A	N/A	N/A	N/A
Windham Public Library	Windham	16,715	\$66,053	\$31.00	Yes	N/A	N/A	\$41,860	\$20.12	\$43,552	\$20.93	N/A	N/A	\$41,860	\$20.12	N/A	N/A
York Public Library	York	14,064	\$69,465	\$0.00	Yes	\$37,440	\$0.00	\$4,680	\$15.00	\$38,024	\$0.00	N/A	N/A	N/A	N/A	\$34,670	\$0.00

Financials for Population over 24,999

Library Name	Municipality	LSA	Total Local Gov. Revenue	Per Cap Local Gov. Revenue	Total Operating Revenue	Per Cap Total Operating Revenue	Total Staff Expenditures	Total Collection Expenditures	Total Operating Expenditures	Per Cap Total Operating Expend.
Bangor Public Library	Bangor	31,756	\$1,536,907	\$48.40	\$2,418,644	\$76.16	\$1,730,555	\$198,973	\$2,418,644	\$76.16
Curtis Memorial Library	Brunswick	26,953	\$1,188,807	\$44.11	\$1,454,521	\$53.97	\$977,284	\$118,781	\$1,423,074	\$52.80
Lewiston Public Library	Lewiston	35,131	\$1,213,838	\$34.55	\$1,235,038	\$35.16	\$881,935	\$128,086	\$1,235,038	\$35.16
Portland Public Library	Portland	62,561	\$3,118,396	\$49.85	\$3,704,646	\$59.22	\$2,475,992	\$320,750	\$3,704,646	\$59.22
	AVERAGES	39,100	\$1,764,487	\$44.23	\$2,203,212	\$56.13	\$1,516,442	\$191,648	\$2,195,351	\$55.83
	MEDIANS	33,444	\$1,375,373	\$46.25	\$1,936,583	\$56.59	\$1,353,920	\$163,530	\$1,920,859	\$56.01

FTE Paid Staff for Population over 24,999

Library Name	Municipality	LSA	FTE Librarian with MLS	FTE Title of Librarian	FTE Other Paid Staff	Total Paid Staff (Actual # People)
Bangor Public Library	Bangor	31,756	8	10	25.6	42
Curtis Memorial Library	Brunswick	26,953	6.9	6.9	11.4	37
Lewiston Public Library	Lewiston	35,131	4	4	15	38
Portland Public Library	Portland	62,561	12.06	13.06	31.96	100

Services for Population over 24,999

Library Name	Municipality	LSA	Total Reg. Patrons	Total Patron Visits	Total Refer. Trans.	Total Prog. per Year	Total Prog. Attend. Per Year	Total ILL Prov.	Total ILL Rec.	Total Children, YA, Adult Collection	Per Cap Collect.	Total All Circ.	Per Cap Circ.	Comp. Users per Year
Bangor Public Library	Bangor	31,756	36,846	241,620	35,934	429	7,330	24,603	18,944	508,893	16.03	445,148	14.02	57,579
Curtis Memorial Library	Brunswick	26,953	12,972	256,192	9,735	808	18,831	23,200	26,511	135,507	5.03	396,657	14.72	75,593
Lewiston Public Library	Lewiston	35,131	14,272	177,300	24,100	500	11,259	29,866	18,194	139,200	3.96	230,001	6.55	30,334
Portland Public Library	Portland	62,561	71,000	452,666	67,535	773	16,050	14,102	12,044	306,431	4.90	744,694	11.90	86,541
	AVERAGES	39,100	33,773	281,945	34,326	628	13,368	22,943	18,923	272,508	7.48	454,125	11.80	62,512
	MEDIANS	33,444	25,559	248,906	30,017	637	13,655	23,902	18,569	222,816	4.96	420,903	12.96	66,586

Staffing for Population over 24,999

Library Name	Municipality	LSA	Director Annual Salary	Director Hr Rate	Director MLS Degree	Assist. Director Annual Salary	Assist. Director HrRate	Cat. Cur. Salary	Cat. Hr Rate	Child. Cur. Salary	Child Hr Rate	YA Cur. Salary	YA Hr Rate	Ref. Cur. Salary	Ref.Hr Rate	Cir. Cur. Salary	Circ. Hr Rate
Bangor Public Library	Bangor	31,756	\$85,688	\$43.94	Yes	N/A	N/A	\$54,502	\$27.95	\$54,502	\$28	\$44,882	\$23.02	\$54,502	\$27.95	\$54,502	\$27.95
Curtis Memorial Library	Brunswick	26,953	\$79,006	\$43.41	Yes	N/A	N/A	\$36,288	\$26.84	\$51,834	\$28	\$43,243	\$23.76	\$50,323	\$27.65	\$48,420	\$19.20
Lewiston Public Library	Lewiston	35,131	\$80,788	N/A	Yes	\$62,848	N/A	\$57,720	N/A	\$48,535	N/A	N/A	N/A	N/A	N/A	\$31,930	N/A
Portland Public Library	Portland	62,561	\$94,245	\$45.31	Yes	\$0	0	\$46,761	\$23.98	\$64,486	\$33	N/A	N/A	\$64,486	\$33.07	\$57,291	\$29.38

2009 Maine Public Library Survey

Section 1: Identification #1.1-1. 23

Please answer this entire survey only as it relates to the library listed in question 1.1. Please read the full definitions carefully before you start. Click on the number next to the data element to see the full definition.

1.1 Library

1.2 Municipality

1.3 Legal Service Area

1.4 Report Period Starting Date (mo/day/yr)

1.5 Report Period Ending Date (mo/day/yr)

1.6 Mailing address

1.7 Town

1.8 State

1.9 Mailing address zip code

1.10 Zip extension

1.11 Location (street) address

1.12 Location town

1.13 Location zip

1.14 Telephone

1.15 Fax

1.16 Library email address

1.17 Website

1.18 ILL email address:

1.19 ILL fax number:

1.20 Total number of hours library is open per WEEK:

1.21 Total number of hours library is open per YEAR:

1.22 Library Hours (specific hours for each day - Mon: 9-12, 4-6):

1.23 Summer Hours (if different: Please use 'same' if the hours don't change):

Section 2: Facility/Staffing #2.1-2.7

2.1 Estimated space in existing building in square feet:

Paid Staff Full Time Equivalent (please report figures in FTE for questions 2.2-2.5)

To ensure comparable data, 40 hours per week is the measure of full-time employment. To compute full-time equivalents (FTE) for each staff category, divide the total number of hours worked by all employees in a category per week by 40. For example, 60 hours per week of part time work by employees in a staff category divided by 40 equals 1.5 FTEs.

2.2 Total number of paid librarians with an ALA-MLS

2.3 Total paid persons holding the title of librarian (please include 2.2)

2.4 Total all other paid staff (do NOT include 2.2 and 2.3)

2.5 Total paid employees

2.6 Total number of ALL paid employees (actual # of people, not FTE)

2.7 Is the library an all-volunteer library? (Yes/No)

Section 3: Financial Report #3.1-3.22

Operating revenue and expenditures are funds and costs necessary to support the provision of library services. Capital revenue and expenditures are not part of the "regular" library budget or day-to-day operating costs to run the library. Be sure to check related definitions in this section for detailed explanations and examples.

Operating Revenue: (Please round amounts to nearest dollar)

3.1 Municipal appropriation (local)

3.2 Names of towns other than your legal municipality from which you receive MUNICIPAL income or from which you have a **contract** with naming your library as the primary service provider for said town. **If you do not have a formal agreement with another town, do not include that town.**

a. Town _____	Income _____	Contract (Yes/No) _____
b. Town _____	Income _____	Contract (Yes/No) _____
c. Town _____	Income _____	Contract (Yes/No) _____
d. Town _____	Income _____	Contract (Yes/No) _____
e. Town _____	Income _____	Contract (Yes/No) _____
g. Town _____	Income _____	Contract (Yes/No) _____

3.3 Total local revenue (3.1 + 3.2)

3.4 State government revenue

3.5 Federal government revenue (If you receive a reimbursement check for E-rate discounts on your telephone bill, report the amount here. This would be the amount reported on Form 472 (BEAR). All other E-rate discounts are NOT reported.)

3.6 Other operating revenue (non-resident fees, dividends from endowments, gifts, book sales, etc.)

3.7 Total Operating Revenue (3.3 - 3.6)

NOTE: will automatically total upon update.

Operating Expenditures (Please round amounts to nearest dollar.)

3.8 SALARIES (exclude benefits)

3.9 Employee benefits (Include social security, medicare, retirement, workers compensation, etc.)

3.10 Total staff expenditures (Auto Total 3.8 + 3.9)

3.11 Print materials expenditures

3.12 Electronic materials expenditures

3.13 Other materials expenditures (DVD, audio, microfilm, etc.)

3.14 Total collection expenditures (Auto Total 3.11 + 3.12 + 3.13)

3.15 Other operating expenditures (supplies, computer equipment, photocopiers, etc.)

3.16 Total Operating Expenditures (3.10 + 3.14 + 3.15)

NOTE: will automatically total upon update.

Capital Revenue

3.17 Local government capital revenue

3.18 State government capital revenue

3.19 Federal government capital revenue

3.20 Other capital revenue

3.21 Total capital revenue

Capital Expenditures

3.22 Capital expenditures

Section 4: Services #4.1-4.12

4.1 Number of children's programs per year:

4.2 Children's program attendance per year:

4.3 Number of young adult programs per year:

4.4 Young adult program attendance per year:

4.5 Number of adult programs per year:

4.6 Adult program attendance per year:

4.7 Total programs per year: (Auto Total 4.1 + 4.3 + 4.5)

4.8 Total attendance per year: (Auto Total 4.2 + 4.4 + 4.6)

4.9 Total number of patron visits per year:

4.10 Total number of reference transactions per year:

4.11 Total Number of Interlibrary loans (ILL) received from other libraries:

4.12 Total Number of Interlibrary Loans (ILL) provided to other libraries:

Section 5: Collection #5.1-5.16

5.1 Number of adult books/serial volumes:

5.2 Number of children's books/serial volumes:

5.3 Number of young adult books/serial volumes:

5.4 Total number of adult, young adult & children's books/serial volumes at end of year: (Auto Total 5.1 + 5.2 + 5.3)

5.5 Number of electronic books: (local collection):

5.6 Are you a member of Maine InfoNet Downloadable Audio Library? (If yes, this will be filled for you) (If "Yes" = autofill with 1262)

5.7 Total number of electronic books: (Auto Total 5.5 + 5.6)

5.8 Number of CURRENT print serial subscriptions received:

5.9 Number of CURRENT electronic serial subscriptions received:

5.10 Number of audio materials:

5.11 Number of video materials:

Licensed Databases

5.12 Local

5.13 State (state government or state library)

5.14 Other cooperative agreements (or consortia) within state or region (NOTE: include MARVEL here):

5.15 Total licensed databases (5.12 + 5.13 + 5.14)

NOTE: will automatically total upon update.

5.16 Does the library have a large print book collection?

Section 6: Circulation #6.1-6.3

6.1 Total children's circulation

6.2 Total circulation:

6.3 Lending period (in weeks):

Section 7: Registered Patrons #7.1-7.3

7.1 Total registered patrons:

7.2 Total number of non-resident patrons:

7.3 Non-resident fee:

Section 8: Electronic Technology #8.1-8.9

8.1 How many computers does the library have?

8.2 Number of Internet computers used by general public:

8.3 Number of users of Internet computers per year (IN HOUSE ONLY)

8.4 Does the library have an automated circulation system?

8.5 Automation software used (please specify): (Pull-down menu)

8.6 Does your library have an internet connection through MSLN?

8.7 If not, name of other internet service provider. Please respond n/a if provider is MSLN.

8.8 Does your library have wireless internet capabilities? (Yes/No)

8.9 What software does the library have? Please check all that apply:

- Word Processing (for example: MS Word, Open Office, MS Works)
- Spreadsheet (for example: MS Excel, Open Office, MS Works)
- Database (for example: MS Access, Open Office)
- Presentation (for example: MS PowerPoint, Open Office)
- Publication (for example: MS Publisher, InDesign)
- Adobe Reader

Section 9: Personnel #9.1-9.4

9.1 Library director (first name)

9.2 Library director (last name)

9.3 Director's home phone (optional)

9.4 Director's email

Section 10: Trustees and Friends #10.1-10.20

10.1 Trustee Chair/President:

10.2 Email address

10.3 Mailing address

10.4 Town

10.5 State

10.6 Zip + 4

10.7 Total number of trustees

10.8 Length of term (in years)

10.9 Number of meetings per year

10.10 How are trustees chosen (appointed/elected/other/none)

10.11 Trustees are (policy/advisory/both/none)

10.12 Is library a: (pull down menu)

10.13 Does your library have an active Friends group?

10.14 Friends Chair/President:

10.15 Email address

10.16 Mailing address

10.17 Town

10.18 State

10.19 Zip +4

10.20 Does your library have 501 c 3 status?

Section 11: Policy/Construction/Access #11.1-11.15

Does the library have a:

11.1 Written mission statement?

11.2 Written long range plan?

11.3 Written disaster policy?

11.4 Written personnel policy?

11.5 Written job description(s)?

11.6 Written collection development policy?

11.7 Written Internet safety policy?

11.8 Written acceptable computer use policy?

11.9 Is building accessible to handicapped?

11.10. Are there plans for a new building?

11.11 Is renovation/addition planned or currently underway?

11.12 Year of planned or current renovation/addition?

11.13 Do one or more staff members subscribe to MELIBS?

11.14 Does the library director subscribe to MEINFO? (Yes/No)

11.15 Does your library participate in the van delivery service for Interlibrary Loan? (Yes/No)

Section 12: Employee Benefits #12.1-12.10

Director:

12.1 Length of paid vacation (in days):

12.2 Length of paid sick leave (in days):

12.3 Other paid benefits: Health Insurance?

12.4 Other paid benefits: Retirement?

12.5 Other paid benefits: Life Insurance?

Other Paid Staff:

12.6 Length of paid vacation (in days):

12.7 Length of paid sick leave (in days):

12.8 Other paid benefits: Health Insurance?

12.9 Other paid benefits: Retirement?

12.10 Other paid benefits: Life Insurance?

Section 13: Employee Salaries #13.1-13.45

If you are a one-person library, put your information only under Director.

Library Director

13.1 Annual current

13.2 Rate per hour

13.3 MLS degree (Yes/No)

13.4 Full or part time

Assistant Director

13.5 Annual current

13.6 Rate per hour

13.7 MLS degree (Yes/No)

13.8 Full or part time

Cataloger

13.9 Annual current

13.10 Rate per hour

13.11 MLS degree (Yes/No)

13.12 Full or part time

Children's Librarian

13.13 Annual current

13.14 Rate per hour

13.15 MLS degree (Yes/No)

13.16 Full or part time

Circulation

13.17 Annual current

13.18 Rate per hour

13.19 MLS degree (Yes/No)

13.20 Full or part time

Interlibrary Loan

13.21 Annual current

13.22 Rate per hour

13.23 MLS degree (Yes/No)

13.24 Full or part time

Library Assistant/ Clerk

13.25 Annual current

13.26 Rate per hour

13.27 MLS degree (Yes/No)

13.28 Full or part time

Reference Librarian

13.29 Annual current

13.30 Rate per hour

13.31 MLS degree (Yes/No)

13.32 Full or part time

Technology Coordinator

13.33 Annual current

13.34 Rate per hour

13.35 Full or part time

Young Adult Librarian

13.36 Annual current

13.37 Rate per hour

13.38 MLS degree (Yes/No)

13.39 Full or part time

Other

13.40 Annual current

13.41 Rate per hour

13.42 Full or part time

Other

13.43 Annual current

13.44 Rate per hour

13.45 Full or part time

Section 14: Contact Information #14.1-14.4

14.1 Name of person completing report:

14.2 Title:

14.3 Email:

14.4 Phone

Section 15: Complete and Submit

Now, complete your survey by going to the Status and Printing Menu. Look at and clear any Edit Checks and Unanswered Questions. Be sure to print a copy of your report and annotations before submitting your survey. Then, click the Submit button. You should get a message saying that your survey has been successfully transmitted. Your survey will then be locked and you will have to contact Jenny Melvin if you need to make any changes.

December 2009

Dear Librarian,

Here is the online version of the Maine Public Library Annual Report. Please notice the *April 1, 2010* deadline.

Also available are data definitions (see below). Please read this information so you have a better understanding of what information is being asked for.

Please fill out all sections of the report as accurately and completely as possible. Remember: All questions must be supplied with an answer or the report can't be accepted. If there is no information, simply reply N/A. Also, the report is not recognized as being complete until it is actually submitted.

We urge all public libraries to submit a report. Information you submit is a valuable tool in accessing the strengths and weaknesses in the library community. This information is also submitted for the Public Library Survey at the national level. This information is used to support legislative and/or funding requests at the local, state, and national levels.

We invite your suggestions as to what additional information would be useful to you.

Thank you for your cooperation. Please call me if you need any assistance. I can be reached at 1-800-427-8336 ext. 116 or 947-8336 ext. 116 or by email jennym@bpl.lib.me.us

Sincerely,

Jenny Melvin, State Data Coordinator for the FSCS

DEADLINE: April 1, 2009

Data Definitions

2.1 Total Number of Hours Library is Open Each Year

This is the sum of annual public service hours for outlets. Note: Include the hours open for public service for centrals, branches, bookmobiles, and books-by-mail only. Minor variations in scheduled public service hours need not be included, however, extensive hours closed to the public due to natural disasters or other events should be excluded even if the staff is scheduled to work.

2.2 Estimated Space in Existing Building in Square Feet

Provide the area, in square feet, of the public library. This is the area on all floors enclosed by the outer walls of the library. Include all areas occupied by the library, including those areas off-limits to the public. Include any areas shared with another agency or agencies if the outlet has use of that area.

Paid Staff (Full Time Equivalent)

Report figures as of the last day of the fiscal year. Include all positions funded in the library's budget whether those positions are filled or not. To ensure comparable data, 40 hours per week has been set as the measure of full-time employment (FTE). For example, 60 hours per week of part-time work by employees in a staff category divided by the 40-hour measure equals 1.50 FTEs.

2.4 Total Number of paid librarians with an ALA-MLS

Librarians with master's degrees from programs of library and information studies credited by the American Library Association.

2.5 Total paid persons holding the title of librarian

Persons with the title of librarian who do paid work that usually requires professional training and skill in the theoretical or scientific aspects of library work, or both, as distinct from its mechanical or clerical aspect. This data element also includes ALA-MLS.

2.6 Total All Other Paid Staff

This includes all other FTE employees paid from the reporting unit budget, including plant operations, security, and maintenance staff.

2.7 Total Paid Employees

This is the sum of total librarians and all other paid staff.

OPERATING REVENUE

Report revenue used for operating expenditures as defined below. Include federal, state, local, or other grants. DO NOT include revenue for major capital expenditures, contributions to endowments, revenue passed through to another agency (e.g., fines), or funds unspent in the previous fiscal year (e.g., carryover). (Funds transferred from one public library to another public library should be reported by only one of the public libraries.)

3.3 Total Local Revenue

This includes all local government funds designated by the community, district, or region and available for expenditure by the public library. Do not include the value of any contributed or in-kind services or the value of any gifts and donations, library fines, fees, or grants. Do not include state, federal, and other funds passed through local government for library use. Report these funds with state government revenue or federal government revenue, as appropriate.

3.4 State Government Revenue

These are all funds distributed to public libraries by state government for expenditure by the public libraries, except for federal money distributed by the state. This includes funds from such sources as penal fines, license fees, and mineral rights. Note: If operating revenue from consolidated taxes is the result of state legislation, the revenue should be reported under state revenue (even though the revenue may be from multiple sources).

3.5 Federal Government Revenue

This includes all federal government funds distributed to public libraries for expenditure by the public libraries, including federal money distributed by the state.

3.6 Other Operating Revenue

This is all operating revenue other than that reported under local, state, and federal. Include, for example, monetary gifts and donations received in the current year, interest, library fines, fees for library services, or grants. Do not include the value of any contributed or in-kind services or the value of any non-monetary gifts and donations.

3.7 Total Operating Revenue

This is the sum of local government revenue, state government revenue, federal government revenue, and other operating revenue.

OPERATING EXPENDITURES

Operating expenditures are the current and recurrent costs necessary to support the provision of library services. Significant costs, especially benefits and salaries, that are paid by other taxing agencies (government agencies with the authority to levy taxes) "on behalf of" the library may be included if the information is available to the reporting agency. Only such funds that are supported by expenditure documents (such as invoices, contracts, payroll records, etc.) at the point of disbursement should be included. Do not report the value of free items as expenditures. Do not report estimated costs as expenditures. Do not report capital expenditures under this category.

3.8 Salaries

This includes salaries and wages for all library staff (including plant operations, security, and maintenance staff) for the fiscal year. Include salaries and wages before deductions but exclude employee benefits.

3.9 Employee Benefits

(NOTE: PLEASE READ and be sure you do not receive ANY benefits including SOCIAL SECURITY OR WORKER'S COMP. before you report "0" benefits.)

These are the benefits outside of salaries and wages paid and accruing to employees (including plant operations, security, and maintenance staff), regardless of whether the benefits or equivalent cash options are available to all employees. Include amounts for direct paid employee benefits including Social Security, retirement, medical insurance, life insurance, guaranteed disability income protection, unemployment compensation, workmen's compensation, tuition, and housing benefits.

3.10 Total Staff Expenditures

This is the sum of salaries and wages and employee benefits.

3.11 Print Materials Expenditures

Report all operating expenditures for the following print materials: books, serial back files, current serial subscriptions, government documents, and any other print acquisitions.

3.12 Electronic Materials Expenditures

Report all operating expenditures for electronic (digital) materials. Types of electronic materials include e-books, e-serials (including journals), government documents, databases (including locally mounted, full text or not), electronic files, reference tools, scores, maps, or pictures in electronic or digital format, including materials digitized by the library. Electronic materials can be distributed on magnetic tape, diskettes, computer software, CD-ROM, or other portable digital carrier, and can be accessed via a computer, via access to the Internet, or by using an e-book reader. Include expenditures for materials held locally and for remote materials for which permanent or temporary access rights have been acquired. Include expenditures for database licenses. [Note: Based on ISO 2789 definition.] Note: Expenditures for computer software used to support library operations or to link to external networks, including the Internet, are reported under Other Operating Expenditures.

3.13 Other Materials Expenditures

Report all operating expenditures for other materials, such as microform, audio, video, DVD, and materials in new forms.

3.14 Total Collection Expenditures

This is the sum of all expenditures for print materials, electronic materials, and other materials. Collections include all operating expenditures from the library budget for materials in print, microform, electronic and other formats considered part of the collection, whether purchased, leased, or licensed. Exclude charges or fees for interlibrary loans and expenditures for document delivery.

3.15 Other Operating Expenditures

This includes all expenditures other than those for staff and collection. Note: Include expenses such as binding, supplies, repair or replacement of existing furnishings and equipment, and costs of computer hardware and software used to support library operations or to link to external networks, including the Internet. Report contracts for services, such as costs of operating and maintaining physical facilities, and fees paid to a consultant, auditor, architect, attorney, etc.

3.16 Total Operating Expenditures

This is the sum of total staff expenditures, total collection expenditures, and other operating expenditures.

CAPITAL

Capital is separate from regular operating revenue and expenditures of the library. These are revenues and/or expenditures not part of the "regular" library budget or day-to-day operating costs to run the library. Report all revenue to be used for major capital expenditures, by source of revenue. Include funds received for (a) site acquisition; (b) new buildings; (c) additions to or renovation of library buildings; (d) furnishings, equipment, and initial collections (print, non-print, and electronic) for new buildings, building additions, or building renovations; (e) computer hardware and software used to support library operations, to link to networks, or to run information products; (f) new vehicles; and (g) other one-time major projects. Exclude revenue to be used for replacement and repair of existing furnishings and equipment, regular purchase of library materials, and investments for capital appreciation. Exclude income passed through to another agency (e.g., fines), or funds unspent in the previous fiscal year (e.g., carryover). Funds transferred from one public library to another public library should be reported by only one of the public libraries.

3.17 Local Government Capital Revenue

Report all governmental funds designated by the community, district, or region and available to the public library for the purpose of major capital expenditures, except for state and/or federal money distributed by the local government.

3.18 State Government Capital Revenue

Report all funds distributed to public libraries by state government for expenditure by the public libraries for the purpose of major capital expenditures, except for federal money distributed by the state.

3.19 Federal Government Capital Revenue

Report federal governmental funds, including federal funds distributed by the state or locality, and grants and aid received by the library for the purpose of major capital expenditures.

3.20 Other Capital Revenue

Report private (non-governmental funds), including grants received by the library for the purpose of major capital expenditures.

3.21 Total Capital Revenue

This is the sum of Local Government Capital Revenue, State Government Capital Revenue, Federal Government Capital Revenue, and Other Capital Revenue. Note: The amounts reported for Total Capital Revenue and Total Capital Expenditures are not expected to be equal.

3.22 Capital Expenditures

Report major capital expenditures (the acquisition of or additions to fixed assets). Examples include expenditures for (a) site acquisitions; (b) new buildings; (c) additions to or renovation of library buildings; (d) furnishings, equipment, and initial book stock for new buildings, building additions, or building renovations; (e) library automation

systems; (f) new vehicles; and (g) other onetime major projects. Include federal, state, local, or other revenue used for major capital expenditures. Only funds that are supported by expenditure documents (e.g., invoices, contracts, payroll records, etc.) at the point of disbursement should be included. Estimated costs are not included. Exclude expenditures for replacement and repair of existing furnishings and equipment, regular purchase of library materials, and investments for capital appreciation. Exclude contributions to endowments, or revenue passed through to another agency (e.g., fines). Funds transferred from one public library to another public library should be reported by only one of the public libraries.

4.1 Number of children's programs per year

(NOTE: for programs, count the actual number of occurrences the program is held (i.e. 1 program each week would equal 52 programs per year even if it is the same program)

A children's program is any planned event for which the primary audience is children and which introduces the group of children attending to any of the broad range of library services or activities for children or which directly provides information to participants. Children's programs may cover use of the library, library services, or library tours. Children's programs may also provide cultural, recreational, or educational information, often designed to meet a specific social need. Examples of these types of programs include story hours and summer reading events. Count all children's programs, whether held on- or off-site, that are sponsored or co-sponsored by the library. Do not include children's programs sponsored by other groups that use library facilities. If children's programs are offered as a series, count each program in the series. For example, a story hour offered once a week, 48 weeks a year, should be counted as 48 programs. Exclude library activities for children delivered on a one-to-one basis, rather than to a group, such as one-to-one literacy tutoring, services to homebound, homework assistance, and mentoring activities. Note: *Output Measures for Public Library Services to Children: A Manual of Standardized Procedures* (ALA, 1992) defines children as persons age 14 and under.

4.2 Children's program attendance per year

(NOTE: attendance would be the same as programs – count the total for the entire year even if the same number attend the same program each time.)

The count of the audience at all programs for which the primary audience is children 14 years and under. Include adults who attend programs intended primarily for children. Note: Do not count attendance at library activities for children that are delivered on a one-to-one basis, rather than to a group, such as one-to-one literacy tutoring, services to homebound, homework assistance, and mentoring activities.

4.5 Total programs per year

A program is any planned event which introduces the group attending to any of the broad range of library services or activities or which directly provides information to participants. Programs may cover use of the library, library services, or library tours. Programs may also provide cultural, recreational, or educational information, often

designed to meet a specific social need. Examples of these types of programs include film showings; lectures; story hours; literacy, English as a second language, and citizenship classes; and book discussions. Count all programs, whether held on- or off-site, that are sponsored or co-sponsored by the library. Exclude programs sponsored by other groups that use library facilities. If programs are offered as a series, count each program in the series. For example, a film series offered once a week for eight weeks should be counted as eight programs. Note: Exclude library activities delivered on a one-to-one basis, rather than to a group, such as one-to-one literacy tutoring, services to homebound, resume writing assistance, homework assistance, and mentoring activities.

4.6 Total attendance per year

This is a total count of the audience at all library programs during the reporting period.

4.7 Total Number of Library Visits Per Year

This is the total number of persons entering the library for whatever purpose during the year. Note: If an actual count of visits is unavailable, determine an annual estimate by counting visits during a typical week in October and multiplying the count by 52. A "typical week" is a time that is neither unusually busy nor unusually slow. Avoid holiday times, vacation periods for key staff, or days when unusual events are taking place in the community or the library. Choose a week in which the library is open its regular hours. Include seven consecutive calendar days, from Sunday through Saturday (or whenever the library is usually open).

4.8 Total Reference Transactions Per Year

A reference transaction is an information contact which involves the knowledge, use, recommendations, interpretation, or instruction in the use of one or more information sources by a member of the library staff. It includes information and referral services. Information sources include printed and non-printed materials, machine-readable databases, catalogs and other holdings records, and, through communication or referral, other libraries and institutions and people inside and outside the library. The request may come in person, by phone, by fax, mail, electronic mail, or through live or networked electronic reference service from an adult, a young adult, or a child. Do not count directional transactions or questions of rules or policies. Examples of directional transactions are "Where are the children's books?" and "I'm looking for a book with the call number 811.2G." An example of a question of rules or policies is "Are you open until 9:00 tonight?" Note: If an annual count of reference transactions is unavailable, determine an annual estimate by counting reference transactions during a typical week in October and multiply the count by 52. A "typical week" is a time that is neither unusually busy nor unusually slow. Avoid holiday times, vacation periods for key staff, days when unusual events are taking place in the community or in the library. Choose a week in which the library is open its regular hours. Include seven consecutive calendar days, from Sunday through Saturday (or whenever the library is usually open).

4.9 Total Number of Interlibrary Loans received from other libraries

These are library materials, or copies of the materials, received by one autonomous library from another upon request. The libraries involved in interlibrary loans are not under the same library administration. These data are reported as annual figures.

4.10 Total Number of Interlibrary Loans provided to other libraries

These are library materials, or copies of the materials, provided by one autonomous library to another upon request. The libraries involved in interlibrary loans are not under the same library administration. These data are reported as annual figures.

Collection

This section of the survey collects data on selected types of materials. It does not cover all materials. Under this category report only items the library has acquired as part of the collection and catalogued, whether purchased, leased, licensed, or donated as gifts.

5.1, 5.2 Number of Book/Serial Volumes (for Maine purposes we break this down into Adult and Children)

Report a single figure that includes BOTH of the following:

Number of Book Volumes (in print)

Books are non-serial printed publications (including music and maps) that are bound in hard or soft covers, or in loose-leaf format. Include non-serial government documents. Report the number of physical units, including duplicates. For smaller libraries, if volume data are not available, count the number of titles. Books packaged together as a unit (e.g., a 2-volume set) and checked out as a unit are counted as one physical unit

Number of Serial Volumes (back files in print)

Serials are publications issued in successive parts, usually at regular intervals, that are intended to be continued indefinitely. Serials include periodicals (magazines); newspapers; annuals (reports, yearbooks, etc.); journals, memoirs, proceedings, and transactions of societies; and numbered monographic series. Government documents and reference tools are often issued as serials. Except for the current volume, count unbound serials as a volume when the library has at least half of the issues in a publisher's volume. Report the number of physical units, including duplicates. For smaller libraries, if volume data are not available, count the number of titles. Serials packaged together as a unit (e.g., a 2-volume serial monograph) and checked out as a unit are counted as one physical unit.

5.4 Number of Electronic Books (E-Books)

E-books are digital documents (including those digitized by the library), licensed or not, where searchable text is prevalent, and which can be seen in analogy to a printed book (monograph). Include non-serial government documents. E-books are loaned to users on portable devices (e-book readers) or by transmitting the contents to the user's personal computer for a limited time. Include e-books held locally and remote e-books for which permanent or temporary access rights have been acquired. Report the number of physical or electronic units, including duplicates, for all outlets. For smaller libraries, if volume data are not available, the number of titles may be counted. E-books packaged together as

a unit (e.g., multiple titles on a single e-book reader) and checked out as a unit are counted as one unit. Note: Under this category report only items the library has selected as part of the collection and made accessible through the library's Online Public Access Catalog (OPAC).

5.5 Number of Current Print Serial Subscriptions Received

Report the number of current print serial subscriptions, including duplicates, for all outlets. Examples of serials are periodicals (magazines), newspapers, annuals, some government documents, some reference tools, and numbered monographic series.

5.6 Number of Current Electronic Serial Subscriptions Received

Report the number of current electronic, electronic and other format, and digital serial subscriptions (e-serials, e-journals), including duplicates, for all outlets. Examples include periodicals (magazines), newspapers, annuals, some government documents, some reference tools, and numbered monographic series distributed in the following ways: (a) via the Internet (e.g., HTML, PDF, JPEG, or compressed file formats such as zipped files), (b) on CD-ROM or other portable digital carrier, (c) on databases (including locally mounted databases), and (d) on diskettes or magnetic tapes. Electronic serial subscriptions include serials held locally or remote resources that the library has authorization to access, including those available through statewide or consortia agreements. Do not include subscriptions to indexing and abstracting databases that include full-text serial content (e.g., EBSCO Host, ProQuest, OCLC FirstSearch).

5.7 Number of Audio Materials

These are materials on which sounds (only) are stored (recorded) and that can be reproduced (played back) mechanically, electronically, or both. Include records, audiocassettes, audio cartridges, audio discs (including audio-CD-ROMs), audio-reels, talking books, and other sound recordings. Report the number of physical units, including duplicates. For smaller libraries, if physical unit data are not available, count the number of titles. Items packaged together as a unit (e.g., two audiocassettes for one recorded book) and checked out as a unit are counted as one physical unit.

5.8 Number of Video Materials

These are materials on which moving pictures are recorded, with or without sound. Electronic playback reproduces pictures, with or without sound, using a television receiver or monitor. Video formats may include tape, DVD, CD-ROM, etc. Report the number of physical units, including duplicates. For smaller libraries, if physical unit data are not available, count the number of titles. Items packaged together as a unit (e.g., two video cassettes for one movie) and checked out as a unit are counted as one physical unit.

Licensed Databases

Report the number of databases (including locally mounted or remote, full-text or not) for which temporary or permanent access rights have been acquired through payment by the library, or by formal agreement with the State Library or a cooperative agreement within the state or region. A database is a collection of electronically stored data or unit records (facts, bibliographic data, abstracts, texts) with a common user interface and software for

the retrieval and manipulation of the data. Note: The data or records are usually collected with a particular intent and relate to a defined topic. A database may be issued on CD-ROM, diskette, or other direct access method, or as a computer file accessed via dial-up methods or via the Internet. Subscriptions to individual electronic serial titles are reported under Current Electronic Serial Subscriptions. Each database is counted individually even if access to several databases is supported through the same vendor interface. **NOTE: MARVEL is counted under Other Cooperative Agreements and each database is now counted within MARVEL. Currently that number is 54. Any library which has public access to the Internet should be counting MARVEL databases.**

6.1 Total Children's Circulation

The total annual circulation of all children's materials in all formats to all users. It includes renewals. Children are persons age 14 and younger

6.2 Total Circulation

The total annual circulation of all library materials of all types, including renewals. Note: Count all materials in all formats that are charged out for use outside the library. Interlibrary loan transactions included are only items borrowed for users. Do not include items checked out to another library.

7.1 Total Registered Patrons

A registered borrower is a library user who has applied for and received an identification number or card from the public library that has established conditions under which the user may borrow library materials and gain access to other library resources. Note: Files should have been purged within the past three years.

8.2 Number of Internet Computers Used by General Public

Report the number of Internet computers (personal computers (PCs) and laptops), whether purchased, leased or donated, used by the general public in the library.

8.3 Number of Users of Internet Computers Per Year

Report the number of individuals that have used the Internet computers in the library during the last year. If the computer is used for multiple purposes (Internet access, word-processing, OPAC, etc.) and Internet users cannot be isolated, report all usage. A typical week or other reliable estimate may be used to determine the annual number. Sign-up forms or Web-log tracking software also may provide a reliable count of users. Note: The number of users may be counted manually, using registration logs. Count each user that uses public internet computers, regardless of the amount of time spent on the computer. A user who uses the library's public internet computer(s) three times a year would count as three customers. Software such as "Historian" can also be used to track the number of users at each public computer. If the data element is collected as a weekly figure, multiply that figure by 52 to annualize it.

9.6 Location (Street) Address

Please give the CORRECT physical address of your library so that we can correctly map it, including an accurate street number. Otherwise your library may end up being located in the ocean or the town transfer station.

12.14 Software Used

Examples include: Follett-Destiny, Follett-Other, Athena, Spectrum, Minerva, Triple I, Info Centre, Surpass, Koha, LibraryCom / LibraryWorld (NOTE: please do not use “other” but fill in the software you use even if you don’t see it listed here.)