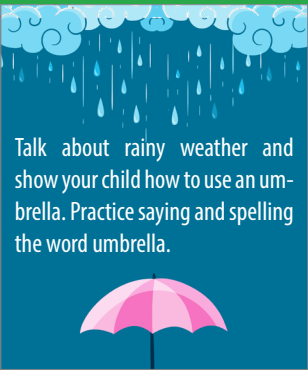







March: Seasons

Music in our schools month

Sunday	Monday	Tuesday	Wednesday	Thursday	Friday	Saturday
<p>Science Day</p> <p>Talk with your child about the four seasons: the names of the seasons and what it looks like as they change.</p>	 <p>Talk about rainy weather and show your child how to use an umbrella. Practice saying and spelling the word umbrella.</p>	<p>Take a Walk Outside</p> <p>See what you can find to count: sticks, leaves, acorns, or rocks. Can you see signs of spring?</p>	<p>Maine became a state in March 1820. Sing the Happy Birthday song for Maine.</p> 	<p>Mother Goose Time</p> <p>Rain, rain, go away, Come again another day, Little your child's name wants to play.</p>	<p>Make a picture of your family or friends having fun outdoors in the summer. Draw them, color them, or cut pictures from magazines.</p>	<p>Visit your Library</p> <p>Pick out some books about the seasons: spring, summer, fall, and winter.</p>
<p>Talk about daylight savings and why we "spring ahead" an hour. Have your child help you change your clocks.</p>	<p>A Spring Song</p> <p>Tune: Twinkle, Twinkle Spring, spring is coming soon / Grass is green and flowers bloom. / Birds returning from the south, / Bees are buzzing all about. / Leaves are budding everywhere, / Spring, spring is finally here!</p>	<p>It's Youth Art Month</p> <p>Create your own piece of art and display it in your home.</p>	<p>Pretend it's winter and drink your favorite warm drink. Talk about what fun things you did over winter. Make paper snowflakes with scissors and folded paper.</p>	<p>Mother Goose Time</p> <p>The itsy-bitsy spider climbed up the water spout. / Down came the rain and washed the spider out! / Out came the sun and dried up all the rain. / And the itsy-bitsy spider climbed up the spout again.</p>	 <p>Pretend to be falling leaves! Talk about why leaves fall off the trees. Go outside and see if you can find any leaves & make a collage with them.</p>	<p>Snuggle up and read a book under a blanket.</p>
<p>Help your child pick out something green to wear. Spend some time talking about St. Patrick's Day. If you can, go outside and look for a four-leaf clover.</p>	<p>Science Day</p> <p>Talk about how some animals migrate south for the winter. Explain south by showing your child on a map or globe.</p>	<p>Mother Goose Time</p> <p>It's raining, it's pouring. / The old man is snoring, / He went to bed with a cold in his head, / And didn't get up 'til the morning.</p>	<p>Build a snowman, catch snowflakes on your tongue, or draw a snowy picture.</p> 	<p>What animals do you hear during Spring? Go outside and close your eyes. Can you hear the birds chirp, frogs ribbit or bugs buzzing around?</p>	<p>Spend some time talking about healthy foods. What is your favorite seasonal food?</p>	<p>Bath Time</p> <p>Have some fun in the bath. You can talk about all the fun things to do in the water. Make up your own songs about being in the water.</p>
<p>Talk about the different clothes you wear each season. Do animals wear clothes? What is your favorite furry animal and why?</p>	<p>Mother Goose Time</p> <p>Jack be nimble, Jack be quick, Jack jumped over the candlestick! Use a paper towel roll, or imagine a candle stick on the ground. Have your child jump over the "candlestick". If your child is too small, lift them over the "candlestick."</p>	<p>Talk about how the weather changes each season.</p>	<p>Science Day</p> <p>Soak a cotton ball with water and put a popcorn kernel in it. Place it in a paper cup and cover with plastic wrap. Secure with rubber band. Put it in a window where it will get sun. Check every day to see if the seed has sprouted.</p>	<p>Say a word and have your child tell you the opposite (big, small, happy, sad.)</p>	<p>Draw a picture of a tree as it goes through all four seasons.</p> 	<p>Draw a picture of your favorite season. Share why it is your favorite. What is your favorite activity to do in that season?</p>
<p>Find things that are red, orange or yellow, like leaves in the fall.</p>	 <p>Kite Day</p> <p>Make a mini kite with paper, popsicle sticks, and string. How do you think a kite works? If you have a copy, read Kite Day by Will Hillenbrand</p>	<p>Trace the hands of all your family members to make the outline of mittens. Color them all different colors.</p>	<p>Practice jumping and hopping on one foot. Create a rhyme as you hop and jump.</p>	<p>Play Simon Says. Take turns with your child.</p>	<p>Mother Goose Time</p> <p>Higglety pigglety pop, The dog has eaten the mop! The pig's in a hurry, The cat's in a flurry, Higglety, pigglety, pop!</p>	<p>Music in Our Schools Month</p> <p>Make up a song about going to school.</p>

We'd love to know what you think about our calendar! Take our brief survey: <https://www.surveymonkey.com/r/MECalendar>