



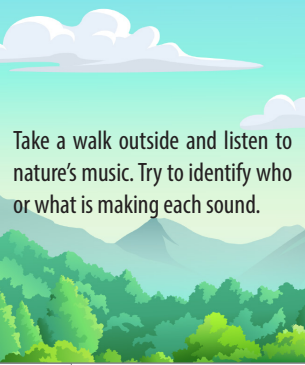




July: Music

National Picnic Month

| Sunday | Monday | Tuesday | Wednesday | Thursday | Friday | Saturday |
|---|--|--|---|--|---|---|
| <p>Sing songs as you jump rope or do some jumping jacks.</p> | <p>Mother Goose Time Little Boy Blue, come blow your horn, The sheep's in the meadow, The cow's in the corn. Where is that boy who looks after the sheep? Under the haystack fast asleep.</p> | <p>Sing a patriotic song such as <i>This Land is Your Land</i> or the <i>Star Spangled Banner</i>.</p>  | <p>Listen to the sounds birds make. Create a story about what they are saying to each other.</p>  | <p>Play with Sound Can you make loud sounds? Quiet sounds? How would you make a funny sound?</p> | <p>Go outside and listen to the sounds at night. Are the crickets singing?</p> | <p>Visit Your Library Check out some books about music and dance. If possible, get <i>Flora and the Flamingo</i> and <i>Zin! Zin! Zin! A Violin</i>.</p> |
| <p>Pretend to play instruments like the piano, violin, guitar or drum.</p>  | <p>Put on some music and find the rhythm. Practice clapping to the beat.</p> | <p>Play some quiet music and stretch along to it. Count quietly as you stretch together.</p> | <p>Create a dance to your favorite song. Talk about what makes that song your favorite.</p> | <p>Sing a lullaby together at bedtime such as Rock-a-bye Baby.</p> | <p>Play some classical music and dance to it. If you have a copy, read <i>Flora and the Flamingo</i> and try to copy the flamingo like Flora tries.</p> | <p>Talk about how to sing in "a round." Try singing in a round to Row, Row, Row Your Boat.</p> |
| <p>Play musical chairs. Change the rules to fit how many players you have.</p> | <p>Make music with your body by snapping, clapping, and stomping.</p> | <p>Song Day Sing and do the motions to The Wheels on the Bus.</p> | <p>Science Day Have your child bang on different size pots and pans with a wooden spoon. Talk about the variety of sounds high and low that he makes.</p> | <p>Sing a song to your child as you get ready for the day.</p> | <p>Sing and do the motions to Five Little Speckled Frogs.</p>  | <p>Read a book and stop halfway through. Have your child guess what will happen before you read the rest of the book.</p> |
| <p>Take a walk outside and listen to nature's music. Try to identify who or what is making each sound.</p>  | <p>Have your child make up their own song and write down the lyrics.</p> | <p>Sing and do the finger actions to <i>The Itsy Bitsy Spider</i>.</p> | <p>Get Your Favorite Book Point out the parts of the book using this song: Front of the book, back of the book! Front of the book, back of the book! Title page! Title Page! Author and illustrator, author and illustrator! Spine of the book! Spine of the book!</p> | <p>Mother Goose Time Sing, sing, what shall I sing? The cat's run away with the pudding string! Do, do, what shall I do? The cat's run away with the pudding too!</p> | <p>What in your house can become a musical instrument? Look around and make some music.</p> | <p>Sing and dance to The Hokey Pokey.</p>  |
| <p>Put on some music while you cook something together.</p> | <p>Read a book together and point out any unusual words. Talk about what they mean.</p> | <p>Make your own instrument using things you can find outside. Put on a show and dance to your music.</p> | <p>Song Day Sing <i>Twinkle, Twinkle Little Star</i> and look for stars in the night sky.</p>  | <p>Talk about what sounds different animals make. Draw a picture of animals that sing.</p> | <p>Bath Time Sing and do the motions to Where is Thumbkin? Have the finger family run away under the water.</p> | <p>Make rhythm sticks by filling paper towel rolls or toilet paper rolls with dry beans or uncooked pasta. Tape the ends closed and shake.</p> |

We'd love to know what you think about our calendar! Take our brief survey: <https://www.surveymonkey.com/r/MECalendar>