









February: Colors

National Library Lovers Month 

Sunday	Monday	Tuesday	Wednesday	Thursday	Friday	Saturday
<p>Draw a rainbow. Talk about when you can see rainbows.</p> 	<p>Primary Colors Red, Yellow, and Blue are primary colors. Finger paint with these colors and see how the colors change when mixed.</p>	<p>Orange Name as many fruits and their colors as you can. Start with oranges and orange!</p> 	<p>Make Valentine's Day cards together. Give them family and friends.</p>	<p>Blue Write a list together of blue things.</p>	<p>Gray Castles are often gray and made of stone. Can you draw a castle and then make up a story about the family that lives in the castle?</p> 	<p>Create a rain cloud. Using a glass or jar of water, add shaving cream and food coloring to make your colorful cloud.</p>
<p>Talk about the colors you are wearing today.</p>	<p>Brown Draw and color a brown moose.</p> 	<p>Colors are sometimes called warm or cold. What colors do you think are warm? Which are cold?</p>	<p>Black Make shadow puppets and create a story with them.</p>	<p>Talk with your child about your favorite colors.</p>	<p>Pink Pigs and piglets are pink. Recite <i>This Little Pig</i> using your child's toes.</p> 	<p>Visit your Library! Find as many books with colors as you can. Check out Bill Martin Jr.'s <i>Brown Bear, Brown Bear</i> and Crockett Johnson's <i>Harold and the Purple Crayon</i>.</p>
<p>Neon colors are very bright shades. Can you think when you might have seen neon colors?</p>	<p>Orange & Black Can you think of an animal that is orange and black? Give a name to the animal and then tell a story about the animal. If you can, draw a picture to go with your story.</p>	<p>Today you get to pick the color of the day! Point out things with your color.</p>	<p>Green Draw a picture of green pine trees.</p> 	<p>Tan Think of all the animals that are shades of tan and brown.</p>	<p>Plum Little Jack Horner Sat in a corner Eating his Christmas pie. He put in his thumb And pulled out a plum And said "what a good boy am I!"</p>	<p>Can you make a rainbow? Look around to find things that are red, orange, yellow, green, blue, and purple.</p>
<p>Make paint You can use: A sprinkle of drink mix like Kool-Aid and water, or shaving cream, cold cream, or yogurt and food coloring. You can use fingers or brushes and make a rainbow!</p>	<p>Sort household objects by color. Count how many you have for each color.</p>	<p>White Make little snow men out of cotton balls.</p>	<p>Purple Can you make a butterfly out of shades of purple? Try making different shades of purple paint and then paint some butterflies.</p> 	<p>Color a picture for someone. Write your name on it.</p>	<p>Red Take a walk and collect pine needles or pine straw. When you get back, dip the pine needles in red paint (see ideas at beginning of the week) and use them to paint a picture.</p>	<p>Black & White Cut up a newspaper or magazine looking for black and white letters. Glue onto paper or a paper plate for your very own name plate.</p>
<p>Make bubbles with dish soap and water. What colors are your bubbles?</p>	<p>Yellow Count how many yellow things you can list together.</p> 	<p>Play I Spy using different colored objects you see around you.</p>	<p>Salmon Did you know Maine has a state fish that is also a color? It's salmon. See if you can spot it today.</p>	<p>Navy Look through magazines or books for things that are navy.</p>	<p>Take an empty tissue box and fill it with colorful scarves or scraps of fabric. Help your little one pull out all the pieces.</p>	<p>Make a colorful meal or snack together.</p>