




# WHICH TYPE OF MASK DO I NEED?



<b>HOMEMADE MASK or CLOTH FACE COVERING</b>	<b>SURGICAL MASK</b>	<b>N95 RESPIRATOR</b>
		
<p><b>WHO SHOULD WEAR:</b> General public</p>	<p><b>WHO SHOULD WEAR:</b> Patients Healthcare Workers</p>	<p><b>WHO SHOULD WEAR:</b> Healthcare Workers</p>
<p><b>WHEN TO WEAR:</b> When social distancing is difficult (e.g. grocery store, pharmacies)</p> <p>It should fit snugly, but comfortably, against the side of the face; use ties or ear loops to secure it in place; include multiple layers of fabric; and allow for breathing without restriction.</p>	<p><b>WHEN TO WEAR:</b> Patients: When seeking healthcare for fever or respiratory symptoms.</p> <p>Healthcare workers: When within 6 feet of a suspect or confirmed COVID-19 person, or as defined in facility policy/protocol.</p>	<p><b>WHEN TO WEAR:</b> When performing aerosol generating procedures.</p> <p>When collecting nasal or oral lab specimens, if available.</p> <p>When within 6 feet of a suspect or confirmed COVID-19 person, if available.</p>
<p><b>USE LIMITATIONS:</b> Wash cloth face covering after each use (hot water wash, hot cycle in dryer).</p> <p>DO NOT use on children under 2 years of age or on someone who cannot remove the cloth face covering by themselves.</p>	<p><b>USE LIMITATIONS:</b> Discard after each patient encounter, unless supply shortage warrants limited extended use or reuse as defined in facility policy/protocol. DO NOT decontaminate.</p>	<p><b>USE LIMITATIONS:</b> Discard after each patient encounter, unless supply shortage warrants limited extended use or reuse as defined in facility policy/protocol.</p>