



Maine Department of Health and Human Services
Maine Department of Education

MIYHS Administration Handbook for School Nurses Conducting the K/3 and 5th Grade Modules

2018-2019 School Year

November 2018

I. INTRODUCTION

The purpose of this *MIYHS Administration Handbook for School Nurses* is to inform school nurses of their roles and responsibilities in conducting the 2019 Maine Integrated Youth Health Survey (MIYHS) for the following: Kindergarten and 3rd grade (K/3) module and 5th/6th grade (5/6) module. This document provides information on the administration procedures employed in the MIYHS, as well as some background and rationale for the way that the MIYHS is conducted. The following *MIYHS Administration Handbook for School Nurses* includes all the information that you will need to administer the 2019 MIYHS for Kindergarten and 3rd grade students (including height/weight screenings), and to conduct height/weight screenings for the 5th grade students in your school.

Quick Facts:

- ✓ The MIYHS is sponsored by the Maine Department of Education, in collaboration with the Maine Center for Disease Control & Prevention in the Department of Health and Human Services.
- ✓ The first administration of the MIYHS took place in February, 2009 after many years of collaboration and planning to integrate several surveys that had previously been administered separately, including the Maine Youth Drug and Alcohol Use Survey (MYDAUS), the Youth Risk Behavior Survey (YRBS), and the Youth Tobacco Survey (YTS).
- ✓ The MIYHS is administered every two years (2009, 2011, 2013, 2015, 2017, etc.) during the first half of February.
- ✓ The MIYHS is composed of four overall modules:
 1. “**K/3**” – Kindergarten and 3rd height/weight and oral health survey¹
 2. “**5/6**” – 5th and 6th grade student survey²
 3. “**MS**” – 7th and 8th grade (middle school) student survey, composed of four versions
 4. “**HS**” – 9th through 12th grade (high school) student survey, composed of four versions

¹ School nurses are asked to conduct oral health and height/weight screenings of Kindergarten and 3rd grade students. The assistance of a Registered Dental Hygienist will be provided to K/3 schools to help school nurses complete the oral health screening.

² School nurses are asked to conduct height/weight screenings of 5th grade students.

Benefits:


- ✓ The benefits of participating in the MIYHS include, but are not limited to:
 - School and SAU access to a school specific report with a wide range of data on youth behaviors, risk factors, and protective factors; including comparisons to past MIYHS results and state level data. (Please note that restrictions apply to the availability of School and SAU reports, based on participation rates and school size.)
 - Availability of data to evaluate the impact of national, state, and local efforts to prevent certain risk behaviors and to improve school health education policies and programs.
 - Access to local, public health district, and state data that show how student health risk behaviors change over time, and how they affect the success of Maine youth in attaining the Maine Learning Results.
 - Aggregate data gathered from the height/weight screenings will: 1) be used as a longitudinal measure of overall student risk of obesity, 2) inform local, regional, and state stakeholders of the overall health of school-aged children; and 3) measure the effectiveness of systemic interventions aimed at reducing the obesity burden of school-aged children in Maine.

I. INTRODUCTION (continued)

Special Notes:

- ✓ After managing the 2009, 2011, 2013, 2015, and 2017 MIYHS administrations, Pan Atlantic Research, out of Portland, Maine, is looking forward to working with schools on administering the 2019 MIYHS. Past MIYHS administrations have been successful, with approximately 65,000 completed surveys in each survey year.
- ✓ While we understand that many school nurses have assisted with the MIYHS and/or other student surveys in the past, our experience with and feedback from previous MIYHS administrations indicate that a small minority of school personnel had misunderstandings of survey procedures and protocol that may have impacted students' rights and/or the validity of schools' survey data – sometimes resulting in surveys that were not usable.
- ✓ Therefore, it is extremely important that you thoroughly review the information contained within this document and complete an open note, online training review in December for how to conduct height/weight screenings; both items are mandatory parts of your school's participation in the MIYHS. This *MIYHS Administration Handbook for School Nurses* will outline all the steps in the MIYHS administration process that involve school nurses. Please call Pan Atlantic Research toll-free at **1-844-308-8906** at any time throughout the survey administration process should you have any questions, comments, or concerns.
- ✓ According to our records, you will be assisting with the following modules:
 - K/3 module
 - 5/6 module
- ✓ The remaining sections of the *MIYHS Administration Handbook for School Nurses* are as follows:
 - II.** School Nurse Check List Reference Sheet (K/3 and 5/6 Modules)
 - III.** School Nurse Responsibilities - K/3 Module
 - IV.** School Nurse Responsibilities - 5/6 Module
 - Appendix A-** Measuring Height and Weight
 - Appendix B-** Height Conversion Chart
 - Appendix C-** Online Training Review Questions

II. SCHOOL NURSE CHECK LIST REFERENCE SHEET



2019 MIYHS – School Nurse Reference Sheet for K/3 and 5/6 Modules

K/3 module – Use the following checklist to ensure that you have completed the following key tasks:

- K/3 STEP 1** - Provide potential dates for the height/weight and oral health screening to Pan Atlantic Research (miyhs@panatlanticresearch.com or 1-844-308-8906).

- K/3 STEP 2** - Complete the brief, open note online training review for how to conduct height/weight screenings.

- K/3 STEP 3** – Send Parent Consent Letters.

- K/3 STEP 4** - Conduct the height/weight and oral health screenings (with assistance from the Registered Dental Hygienist) for the Kindergarten and 3rd grade students in your school.

- K/3 STEP 5** - Send the height/weight measurements and oral health screening results to Pan Atlantic Research as soon as data collection has been completed.

Timeline for Survey Administration Steps for the K/3 Module								
September	October	November	December	January	February	March	April	May
		K/3 STEP 1						
			K/3 STEP 2 (by January 11, 2019)					
				K/3 STEP 3				
				K/3 STEP 4				
				K/3 STEP 5				

5/6 module – Use the following checklist to ensure that you have completed the following key tasks:

- 5/6 STEP 1** - Complete the brief, open note online training review for how to conduct height/weight screenings. **(Note: This is the same online training review as in K/3 STEP 2; you only need to complete one training review.)**

- 5/6 STEP 2** - Work with your school’s designated MIYHS Coordinator (grades 5-12) to make sure you are aware of how the 5th grade survey will be administered. Gather the height and weight measurements for the 5th grade students in your school BEFORE the grade 5-12 written survey administration date in your school. **It is vital that the heights/weights are collected first in order to ensure student confidentiality.**

III. SCHOOL NURSE RESPONSIBILITIES – K/3 MODULE

As school nurse, you have been automatically designated as the MIYHS Coordinator* for the Kindergarten/3rd grade (K/3) module. As the designated MIYHS Coordinator for the K/3 module, please review this section which outlines all the steps in the K/3 administration process.

****Please note that you may or may not also have been designated by your school's Principal as MIYHS Coordinator for grades 5-12. If you have been designated as MIYHS Coordinator for grades 5-12, you should receive and refer to Administration Handbook for MIYHS Coordinators (Grades 5 – 12) for information about the policies and procedures for administering the MIYHS to students in grades 5-12.***

K/3 STEP 1 – Provide potential dates for the height/weight and oral health screening to Pan Atlantic Research (miyhs@panatlanticresearch.com or 1-844-308-8906).

- ✓ The overall timeline involved with administering the K/3 module is flexible. Note that the timeframe listed on Page 3 might not reflect the actual timeline for your school.
- ✓ We are pleased to inform you that school nurses will not have to participate in a regional oral health screening training session this year. Rather, assistance from an oral health professional, called a registered Dental Hygienist, will be provided; **you should not conduct this portion of the screening by yourself.** School nurses are asked to provide potential screening dates to Pan Atlantic Research (miyhs@panatlanticresearch.com or 1-844-308-8906), who will coordinate with you and the assigned oral health professional to finalize arrangements for the oral health screening at your school.

Scheduling Note: The height/weight and oral health screening date can be independent of the date your school has selected for the MIYHS administration date for grades 5-12 (as applicable to your school).

CHECK THIS BOX ONCE K/3 STEP 1 HAS BEEN COMPLETED.

K/3 STEP 2 – Complete the brief, open note online training review for how to conduct the height/weight screenings.

- ✓ An online training review is required of all school nurses conducting height/weight screenings as part of the MIYHS. The online training review for the 2019 MIYHS, which is different from the training method employed in past years, can be completed in just TWO easy steps:
 1. **Read the *MIYHS Administration Handbook for School Nurses* (this document) thoroughly, including Appendix A which has more information directly related to survey administration procedures.** *Please keep this MIYHS Administration Handbook for School Nurses handy as it should answer many of the questions you may have about how to administer the 2019 MIYHS. Please do not hesitate to contact Pan Atlantic Research (miyhs@panatlanticresearch.com or 1-844-308-8906) with any questions that you may have.*
 2. **Complete the online training review.** In December, you will be sent an email containing a link to the online training review. Please be on the lookout for an email with the subject: “2019 MIYHS – School Nurse Online Training Review.” Simply go through the training review at your convenience between receipt of the email and **January 11th, 2019.**
 - You must complete the online training review **BEFORE*** conducting height/weight screenings.

III. SCHOOL NURSE RESPONSIBILITIES – K/3 MODULE (continued)

Height/weight screenings completed in the fall of 2018 **may be used for the 2019 MIYHS provided that the protocol described in Appendix A was followed.*

- You will be contacted by Pan Atlantic Research if you answer more than one training review question incorrectly. The purpose of this contact will be to answer any questions you may have and to ensure that the MIYHS is being administered in exactly the same way in each school.

CHECK THIS BOX ONCE K/3 STEP 2 HAS BEEN COMPLETED.

K/3 STEP 3 – Prepare and distribute Parent Consent Letters to the Kindergarten and 3rd grade students in your school.

- ✓ A few weeks prior to your school’s scheduled height/weight and oral health screening date, Pan Atlantic Research will send an electronic copy of the Parent Consent Letter for you to distribute to each Kindergarten and 3rd grade student in your school.
- ✓ Pan Atlantic Research will also include a spreadsheet that you will use to record the height/weight and oral health screening measurements.
- ✓ Collaborate with the main office and K/3 teachers, as needed, to maintain a list of students whose parents either call or write a note or email message indicating that they do not want their child to participate in the height/weight and oral health screening.
 - **Note: Please let Pan Atlantic Research know IMMEDIATELY if a parent contacts you or your school after the height/weight and oral health screening has been completed to opt their child out of the survey, so we can delete the screening data for that student.**

CHECK THIS BOX ONCE K/3 STEP 3 HAS BEEN COMPLETED.

K/3 STEP 4 – Conduct the height/weight and oral health screenings (with assistance) for the Kindergarten and 3rd grade students in your school.

- ✓ Screenings can be completed at any time.
- ✓ Refer to the list created in K/3 STEP 3 of students whose parents contacted the school and indicated that they do not want their child to participate in the height/weight and oral health screening. It is **VITAL** that these students **are not** screened.
 - **Note: Students can also opt out of the screening by indicating their unwillingness to participate.**

III. SCHOOL NURSE RESPONSIBILITIES – K/3 MODULE (continued)

- ✓ Use the Excel spreadsheet provided by Pan Atlantic Research (referred to in K/3 STEP 3) to record the height/weight and oral health screening measurements for the Kindergarten and 3rd grade students in your school. The spreadsheet will look like this:

A	B	C	D	E	F	G	H	I
Student Name	Parental Opt Out <i>(Yes, Absent, Moved)</i>	Height		Weight* <i>(Rounded to the nearest pound)</i>	Oral Health Screening			
		Feet	Inches* <i>(Rounded to the nearest inch)</i>		Untreated Decay	Treated Decay	Sealants on Permanent Molars	Treatment Urgency

* Round down if below .5, round up if .5 or above.

- Type ‘Yes’ in the ‘Parental Opt Out’ column for the parents who indicate that they do not want to have their child participate in the height/weight and oral health screening (specify as needed if a parent wishes their child not to participate in just one of the screenings). Keep this column blank for students participating in the screening. Type ‘Absent’ in this column if the student is absent on the day of the height/weight and oral health screening. Type ‘Moved’ in this column if the student is no longer enrolled in the class or school.
 - **Note:** A student can only be added to the list if their parents received the parental consent letter.
- Please see Appendix A for more information on how to collect height and weight measurements for the 2019 MIYHS.
- ****The height will be collected in TWO columns – one for FEET and one for INCHES. Please do not provide the height in inches only.**** (Note: Appendix B contains a conversion chart for your reference.)

ORAL HEALTH SCREENING (conducted by oral health professional):

- ✓ The oral health information will be collected in four columns, as follows: **Untreated Decay, Treated Decay, Sealants on Permanent Molars, and Treatment Urgency.**

CHECK THIS BOX ONCE K/3 STEP 4 HAS BEEN COMPLETED.

K/3 STEP 5 – Send the height/weight measurements and oral health screening results to Pan Atlantic Research as soon as data collection has been completed.

- ✓ Send the Excel spreadsheet containing the measurements obtained during the height/weight and oral health screening to Pan Atlantic Research **as soon as data collection has been completed.** The results should be sent to Pan Atlantic Research (miyhs@panatlanticresearch.com) no later than April 28th, 2019.

CHECK THIS BOX ONCE K/3 STEP 5 HAS BEEN COMPLETED.

IV. SCHOOL NURSE RESPONSIBILITIES – 5/6 MODULE

5/6 STEP 1 – Complete the brief, open note online training review for how to conduct height/weight screenings. (Note: This is the same online training review as in K/3 STEP 2; you only need to complete one training review.)

- ✓ An online training review is required of all school nurses conducting height/weight screenings as part of the MIYHS. **Note: This is the same online training review as in K/3 STEP 2; you only need to complete one training review.** The online training review for the 2019 MIYHS, which is different from the training method employed in past years, can be completed in just TWO easy steps:
 1. **Read the *MIYHS Administration Handbook for School Nurses* (this document) thoroughly, including Appendix A which has more information directly related to survey administration procedures.** *Please keep this MIYHS Administration Handbook for School Nurses handy as it should answer many of the questions you may have about how to administer the 2019 MIYHS. Please do not hesitate to contact Pan Atlantic Research (miyhs@panatlanticresearch.com or 1-844-308-8906) with any questions that you may have.*
 2. **Complete the online training review.** In December, you will be sent an email containing a link to the online training review. Please be on the lookout for an email with the subject: “2019 MIYHS – School Nurse Online Training Review.” Simply go through the training review at your convenience between receipt of the email and **January 11th, 2019.**
 - You must complete the online training review **BEFORE*** conducting height/weight screenings.
Height/weight screenings completed in the fall of 2018 **may be used for the 2019 MIYHS provided that the protocol described in Appendix A was followed.*
 - You will be contacted by Pan Atlantic Research if you answer more than one training review question incorrectly. The purpose of this contact will be to answer any questions you may have and to ensure that the MIYHS is being administered in exactly the same way in each school.

CHECK THIS BOX ONCE 5/6 STEP 1 HAS BEEN COMPLETED.

5/6 STEP 2 – Work with your school’s designated MIYHS Coordinator (grades 5-12) to make sure you are aware of how the 5th grade survey will be administered. Gather the height and weight measurements for the 5th grade students in your school BEFORE the grades 5-12 written survey administration date in your school. It is vital that the heights/weights are collected *first* in order to ensure student confidentiality.

As school nurse, you will be responsible for collecting height and weight measurements for the 5th grade students in your school. *(Please note that if you have been designated as your school’s MIYHS Coordinator for grades 5-12, you should refer to Administration Handbook for MIYHS Coordinators (Grades 5 – 12) for information about additional responsibilities you will have for the MIYHS survey for grades 5-12.)* Please review this section which outlines all of the steps for conducting the height/weight screening for the 5th grade students in your school.

- ✓ Coordinate with your school’s designated MIYHS Coordinator to make sure that the height/weight screenings are completed **BEFORE** your school’s planned MIYHS administration date for grades 5-12. (Please note that the height/weight screening date for the 5th grade students can be different from the screening for the Kindergarten and 3rd grade students.) **It is vital that the height/weight screening is conducted *first* in order to ensure student confidentiality.**

IV. SCHOOL NURSE RESPONSIBILITIES – 5/6 MODULE (continued)

✓ The procedure for the 5th grade is as follows:

1. Your school's designated MIYHS Coordinator (Grades 5-12) sends parental consent letters via electronic mail or, if necessary, via U.S. Mail 2-6 weeks prior to your school's written survey administration date (February 4th – 15th, 2019). Screenings (or the transferring of height/weight measurements previously collected in the fall) cannot be done until at least one week after parental consent letters have been mailed.
2. Your school's designated MIYHS Coordinator receives the survey packets for the 5th grade from Pan Atlantic Research in January, 2019.
3. As soon as possible and at least one week prior to your school's written survey administration date for grades 5-12, your school's MIYHS Coordinator will check to be sure that each 5th grade classroom survey packet contains enough survey booklets **AND** blank outer envelopes for each student to have one of each.
4. Your school's MIYHS Coordinator delivers the 5th grade classroom survey packets to **YOU**, the school nurse. Be sure that **YOU** obtain from the MIYHS Coordinator the list of students whose parents contacted the school and indicated that they do not want their child to participate in the height/weight screening. It is **VITAL** that these students **are not** screened.
 - **Note: Students can also opt out of the screening by indicating their unwillingness to participate.**
5. **YOU** complete the school nurse online training review and conduct the height/weight screenings for each 5th grade student **BEFORE*** the students take the written survey. **Height/weight screenings completed in the fall of 2018 may be used for the 2019 MIYHS provided that the protocol described in Appendix A was followed.*
 - If you do not have enough survey materials (survey booklets and/or envelopes), please contact your school's designated MIYHS Coordinator or Pan Atlantic Research (call toll-free 1-844-308-8906) **IMMEDIATELY.**
6. **YOU** record the height/weight measurements for each student on the back of his/her survey booklet.
 - **Please see Appendix A for more information on how to collect height and weight measurements for the 2019 MIYHS.**
 - Height, recorded in **feet and inches** (rounded to the nearest inch -- round down if below .5, round up if .5 or above), goes in Section A in the "FOR OFFICE USE ONLY" box on the back page of the survey booklet. Please **do not** provide the height in inches only. **(Note: Appendix B contains a conversion chart for your reference.)**
 - Weight, recorded in **pounds** (rounded to the nearest pound -- round down if below .5, round up if .5 or above), goes in Section B in the "FOR OFFICE USE ONLY" box on the back page of the survey. Nurses should place a 0 in the first column for students weighing less than 100 pounds (for example, 99 pounds would be "0 9 9").
7. **YOU** put each survey booklet in a separate blank outer envelope, seal the envelope, and write the student's name on the outside of the envelope.

IV. SCHOOL NURSE RESPONSIBILITIES – 5/6 MODULE (continued)

8. Your school's MIYHS Coordinator collects the sealed envelopes from **YOU** and distributes them to the appropriate classroom teachers. **If there is going to be a gap in time between the height/weight screenings and the survey administration period, be sure that the surveys are kept in a secure location.**
9. On the school's written survey administration date (February 4th – 15th, 2019), each 5th grade **teacher** distributes the envelopes to the respective students.
10. The **students** take out and complete their surveys. The envelopes are thrown away (recycled), thereby removing any identifying information from the surveys.
11. At the end of the survey period the **teacher** passes around the classroom survey packet for students to deposit their survey booklets, having the **last student** seal the classroom survey packet envelope.

Maine Integrated Youth Health Survey (MIYHS) Measuring Height and Weight

The following are specific instructions to accurately assess a student’s growth status for the MIYHS. The State of Maine School Nurse Manual has a more detailed explanation including calculating body mass index which is NOT necessary for this survey.

EQUIPMENT

Height:

1. Use a portable or wall-mounted stadiometer. The tool should:
 - Be stable with a large base, and
 - Have a horizontal headpiece at least 4 inches wide that can be brought into contact with the most superior part of the head.
2. Do not use cloth tapes, yardsticks, or graphics attached to wall.
3. Do not use a metal measuring rod attached to a scale.

Weight:

1. Use a properly calibrated balance beam or electronic/digital scale to weigh students. The scale should:
 - Have a stable weighing platform that can be easily set at zero; and
 - Be able to be calibrated through a professional service or by standard known weight.

SPECIFIC PROCEDURES for MIYHS

Measuring Height:

1. Have students remove shoes, hair ornaments, buns, and braids to extent possible;
2. Have students stand on footplate portion of the scale with:
 - a. Backs against the stadiometer rule (cut out feet can be placed in position to assist the students);
 - b. Legs brought together, contacting at some point (whatever touches first);
 - c. Knees not bent, arms at sides, shoulders relaxed, feet flat on the floor;
 - d. Back of body touching/making contact with the stadiometer at some point;
 - e. Body in straight line (mid-axillary line parallel to stadiometer) -- see Figure 1 (next page); and
 - f. Head in appropriate “Frankfort plane position” -- see Figure 2 (next page);
3. Lower headpiece snugly to fit crown of head with sufficient pressure to press hair, and read value at eye level;
4. Measure in feet and inches and round to nearest inch ($3'2\frac{1}{4}'' = 3'2''$ and $3'2\frac{1}{2}'' = 3'3''$); and
5. Record value immediately (Note: **Do not** provide height in inches only; Appendix B contains a conversion chart for your reference):

Kindergarten/3rd grade – Recorded in **two** columns in the “Height” section of the electronic spreadsheet (provided):

- Column D – Feet
- Column E – Inches; Round to the nearest inch (round down if below .5, round up if .5 or above)

APPENDIX A – MEASURING HEIGHT AND WEIGHT (continued)

5th grade – Recorded in **two** columns in Section A of the “FOR OFFICE USE ONLY” box on the back page of the 5th grade individual survey booklets:

- Column 1 (unlabeled) – Feet
- Column 2 (unlabeled) – Inches; Round to the nearest inch (round down if below .5, round up if .5 or above)

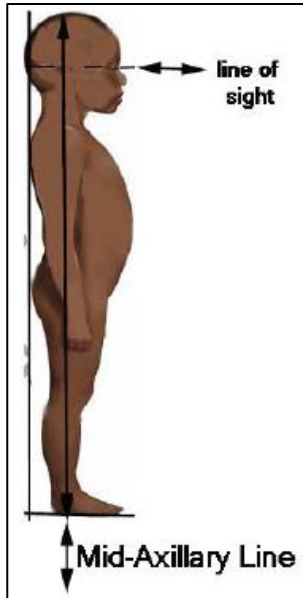


Figure 1

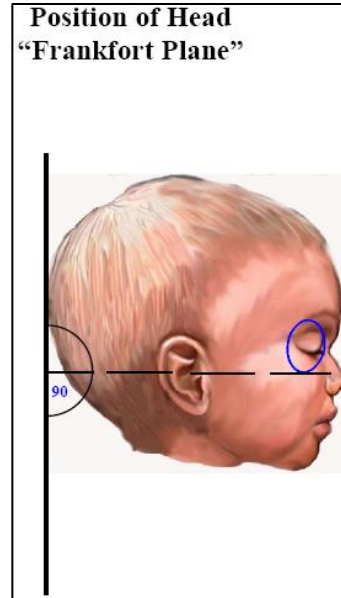


Figure 2

Measuring Weight:

1. Set scale on firm surface. Have students empty their pockets and remove their shoes and heavy outer clothing such as sweaters, vests, and/or jackets;
2. Set scale at zero reading;
3. Have students step on the center of the platform and stand still, with their backs toward the scale and both feet on the platform;
4. Before students step off of the scale, immediately record weight value, rounded to nearest pound (30 ¼ lb. = 30; 30 ½ lb. = 31; or, if digital 30.25 = 30; 30.50 = 31);
5. If using a balance beam scale, return weights to zero position before subsequent student is weighed.

Kindergarten/3rd grade – Recorded in **one** column in the “Weight” section of the electronic spreadsheet (provided):

- Column F – Weight in pounds; Round to the nearest pound (round down if below .5, round up if .5 or above)

5th grade – Recorded in **three** columns in Section B of the “FOR OFFICE USE ONLY” box on the back page of the 5th grade individual survey booklets:

- Column 1 (unlabeled) – First digit of weight; place a 0 in this column for students weighing less than 100 pounds. Example: If a student weighed 99 pounds, the entry in the three columns would be “0 9 9”
- Column 2 (unlabeled) – Second digit of weight
- Column 3 (unlabeled) – Third digit of weight; round to the nearest pound (round down if below .5, round up if .5 or above)

Source: <http://www.maine.gov/education/sh/>

APPENDIX B – HEIGHT CONVERSION CHART

Prior to using the conversion chart below, please round to the nearest inch (round down if below .5, round up if .5 or above).

Inches	→	Feet	Inches
36	→	3	0
37	→	3	1
38	→	3	2
39	→	3	3
40	→	3	4
41	→	3	5
42	→	3	6
43	→	3	7
44	→	3	8
45	→	3	9
46	→	3	10
47	→	3	11
48	→	4	0
49	→	4	1
50	→	4	2
51	→	4	3
52	→	4	4
53	→	4	5
54	→	4	6
55	→	4	7
56	→	4	8
57	→	4	9
58	→	4	10
59	→	4	11
60	→	5	0
61	→	5	1
62	→	5	2
63	→	5	3
64	→	5	4
65	→	5	5
66	→	5	6
67	→	5	7
68	→	5	8
69	→	5	9
70	→	5	10
71	→	5	11
72	→	6	0

APPENDIX C – ONLINE TRAINING REVIEW QUESTIONS

NOTE: These questions are the same as the ones that will be appearing in the online training review in December. As this will be an open-note review, you may refer to this *MIYHS Administration Handbook for School Nurses* when taking the online training review.

2019 MIYHS Height and Weight Training Review

1. Heights and weights collected in the fall of 2018 may be used for this survey.
 - A. True under any condition
 - B. True only if the protocol outlined in Appendix A of the *MIYHS Administration Handbook for School Nurses* is followed
 - C. False
2. Who can opt students out of participating in the height/weight screening?
 - A. Parents only
 - B. Students only
 - C. Both students and parents
 - D. Neither parents nor students
3. Appropriate scales to be used for screening can be:
 - A. Electronic/digital
 - B. Calibrated balance beam scale
 - C. Both A and B
 - D. Neither A or B
4. For accurate screening data, students screened for height and weight must:
 - A. Remove shoes and hair ornaments
 - B. Stand in the center of the scale
 - C. Put legs together (feet if possible)
 - D. All of the above
5. While screening students, the school nurse must:
 - A. Place the scale on a solid preferably non-carpeted floor
 - B. Use a stadiometer (free standing or wall mounted)
 - C. Both A and B
 - D. Neither A or B
6. Height is recorded in feet and inches, rounded to the nearest inch.
 - A. True
 - B. False
7. Weight is recorded:
 - A. In pounds and ounces
 - B. In pounds only (rounded to the nearest pound)
8. For 5th grade, heights and weights are recorded onto the survey booklets:
 - A. BEFORE the student has completed the survey
 - B. AFTER the student has completed the survey

2019 MIYHS Height and Weight Training Review (continued)

9. It is acceptable for you to conduct the oral health screening portion of the Kindergarten/3rd grade survey without the assistance provided by an oral health professional designated by Pan Atlantic Research.
- A. True
 - B. False
10. School nurses must calculate BMI before submitting their MIYHS materials.
- A. True
 - B. False
11. The height and weight for a student measuring 59.5 inches tall and weighing 100.4 pounds would be recorded as:
- A. 4 feet, 11 inches and 100 pounds
 - B. 60 inches and 100.4 pounds
 - C. 5 feet, 0 inches and 100 pounds
 - D. 4 feet, 11 inches and 101 pounds
 - E. 59 inches and 100 pounds