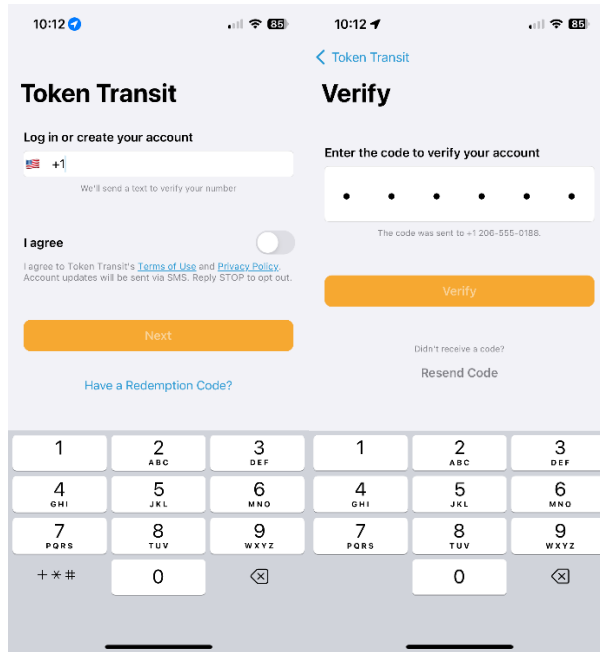


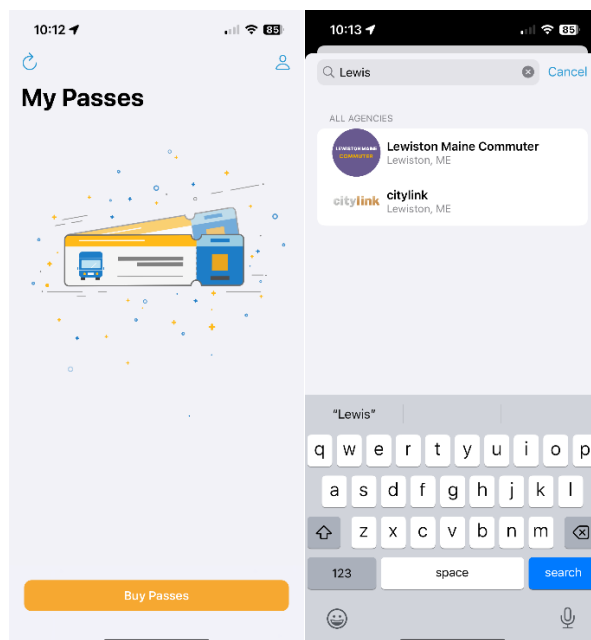
Token Transit Instructions

1. Go to iOS or Android app store to **download the Token Transit app**
 - a. iOS - <https://apps.apple.com/us/app/token-transit/id1163625818>
 - b. Android - https://play.google.com/store/apps/details?id=com.tokentransit.tokentransit&hl=en_US&pli=1
2. Once downloaded, **create your account within Token Transit**

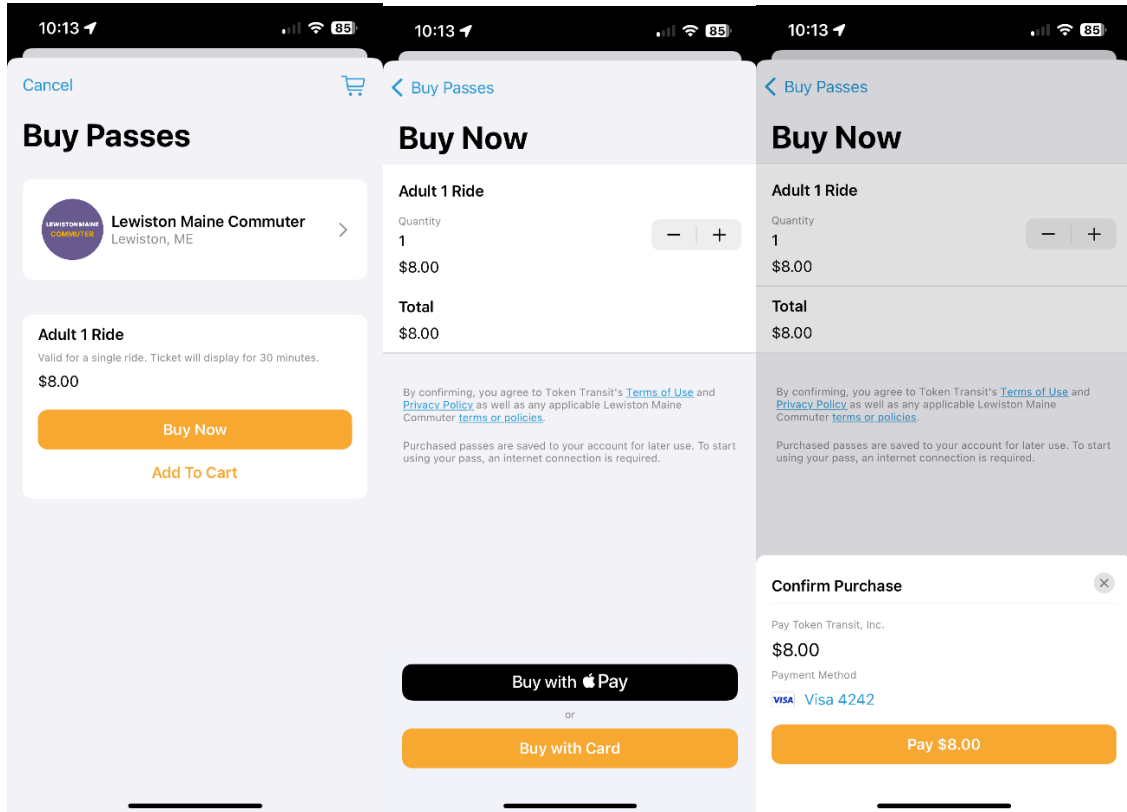


3. Once your account is created you will then be directed to a screen that shows your current passes.

To purchase a pass, select “Buy Passes” at the bottom of the screen. You will then **search for “Lewiston Maine Commuter”** and select the agency



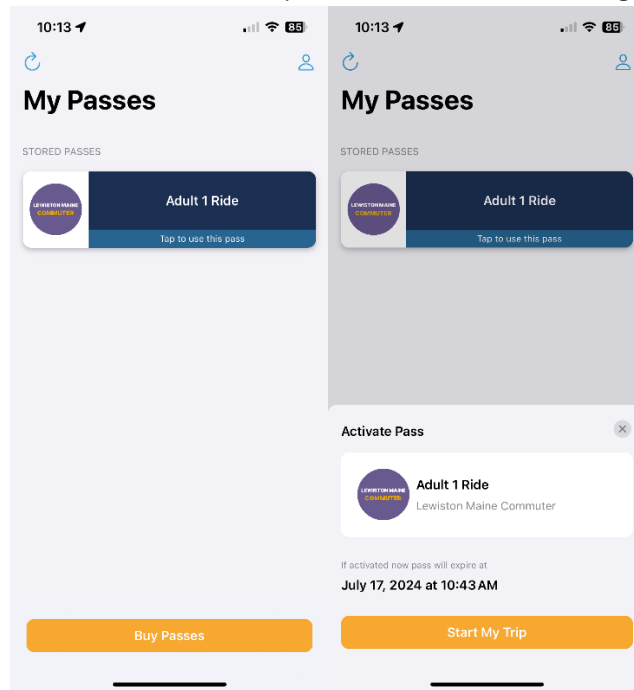
4. Select “Buy Now” for a one-way ticket. You will then be prompted to enter your payment information.



5.

6. Once purchased, you will see the pass on your “My Passes” page within the app.

To use the pass, simply click on it, and then click “Start My Trip.” The pass will be valid for 30 minutes once you click “Start My Trip.” This pass must be shown to the operator at the time of boarding.



7. **Show the operator your pass** which will have a moving circle indicating that the pass is currently active for use.

