

OFFICIAL BUSINESS DIRECTIONAL SIGN REGULATIONS

REFLECTORIZED




1. \$30 ANNUAL FEE
2. SIGN AND POST TO BE ERECTED BY MAINEDOT
3. SIGNS PERMITTED ON ALL HIGHWAYS EXCEPT INTERSTATE AND FULLY CONTROLLED ACCESS HIGHWAYS
4. LETTERING SHALL BE WHITE ON BLUE (294) BACKGROUND WITH HIGH INTENSITY PRISMATIC SHEETING
5. LOGO MAY BE OF ANY COLOR
6. LETTERING AND LAYOUT LIMITED TO TWO LINES OF PRINT
7. ***LETTERING TO BE SPECIFIED


NON-REFLECTORIZED

Option not available for new signs starting October 1, 2019.

NOTE: SIGN (S) MUST BE FURNISHED BY THE APPLICANT AND MADE TO MAINEDOT STANDARDS. PLEASE DO NOT HAVE SIGN (S) MADE UNTIL YOU HAVE RECEIVED A PERMIT. NEW SIGN MUST HAVE PERMIT NUMBER ON THE BACK OF SIGN IN WHITE.



PICNIC SITE



FOOD



HOSPITAL



CAMPING



TRAILER
CAMPING



LODGING



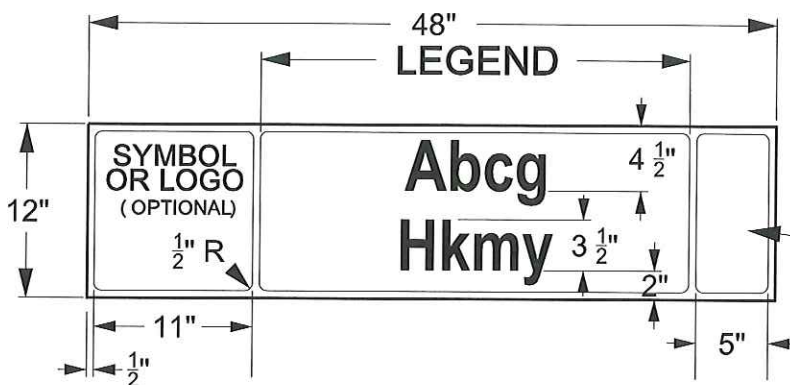
GAS



TOURIST
INFORMATION

Approved
Symbols for
Traveler
Services

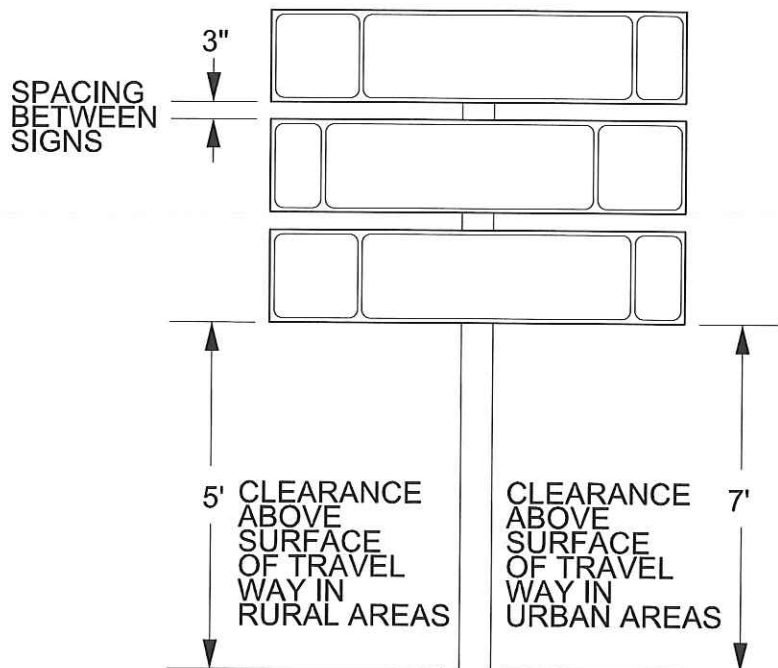
Figure 1



DISTANCE
(IN MILES)

DISTANCE
(IN MILES)

DISTANCES WILL BE SHOWN AS AN UNSIMPLIFIED IMPROPER FRACTION TO THE NEAREST $\frac{1}{10}$ MILE. FOR EXAMPLE: 3.5 MILES WOULD READ "3 $\frac{5}{10}$ "



Approved Sizes and Details of Official Business Directional Signs

Figure 2

OFFICIAL BUSINESS DIRECTIONAL SIGN (OBDS) CHECKLIST

Dear Sign Maker/OBDS Permit Holder:

The following checklist is intended to compliment the "Official Business Directional Sign Regulations" booklet. This list is compiled to emphasize some of the more commonly overlooked requirements that have resulted in signs being **rejected**. If you have questions or feel that any of these statements conflict with the "OBDS Regulations" booklet, please feel free to call us at (207)624-3611.

Susan Merriman, Right of Way Control Technician

General:

*Signs not made to standards will **not** be installed.*

Sign Material: Minimum ½ inch thick, medium density, overlaid plywood. Other materials maybe considered if they don't deform, warp or bend under normal weather conditions. All materials must have MDOT approval. Plain boards and plywood less that ½ inch thick will not be accepted.

Location of the directional area (the area of the sign that indicates distance and direction):

To indicate a left turn or straight ahead, the arrow will be on the left side of the sign— to indicate a right turn, the arrow will be located on the right side of the sign.

Permit number: Must be located on the back of the sign in white.

Non-Reflectorized Signs:

Option no longer available for new signs starting October 1, 2019.

Reflectorized Signs:

Color: White letters on a blue (MUTCD Color Specifications Blue-294) background only. Only high intensity, prismatic reflective material will be allowed. The back side and edges of the sign shall be sealed and painted a dark brown.

Logos: May be used within a logo area or may be omitted to provide a larger legend area. Logos may be multicolored. Logo type signs are not an option with reflectorized signs. Text may added in place of a logo image.

Legend: AS APPROVED ON THE PERMIT. Modifications to the legend must be reapproved by MaineDOT. Lettering font shall be Helvetica Bold or Highway Series, Gothic E Modified font, lower-case, with the initial letter upper-case. All capital letters are prohibited. Only two lines (14 characters) of print are allowed.

Dimensions: (Sign size is determined by MDOT and defined on the permit)

Sign Size	12" x 48"	16" x 72"
Borders	½" wide	¾" wide
Legend Letter Size	3½" high	5" high
Logo Area	11" wide	14½" wide
Directional Area	5" wide	8" wide

Reference Figure 2 of the "OBDS Regulations" booklet for a diagram.

Please call the region office phone number at the bottom of your permit to make arrangements to have signs installed.