



SARAH MILDRED LONG Bridge Replacement
The Regional River Crossing

JULY 11, 2013 DESIGN WORKSHOP
SARAH MILDRED LONG BRIDGE REPLACEMENT
THE REGIONAL RIVER CROSSING

SUMMARY OF PIER CONCEPT SELECTION RESULTS
JULY 19, 2013

Introduction

With the theme, bridge alignment and structure type established, the design team had begun shaping bridge elements and presented some concepts at the July 11th Workshop. The design team drew inspiration from the natural and built environment near the bridge site to shape the bridge elements. The piers were shaped to compliment the lift towers and the bridge superstructures.

Three pier concepts were developed, and the participants were presented with pier dimensions, renderings and views of the new bridge approaches over Market Street. Local granite will be used around the bases of the water piers for extra protection.

After the presentation, there was time for open discussion and lunch for more one on one discussion. The participants were encouraged to discuss among themselves. After the presentation, there was time for open discussion. A large banner, as shown in Figure 1, was displayed in the room to further assist the participants in their selection of the preferred pier concept.

Summary of Preferences Selected

Voting forms with the three pier concepts were distributed to the participants. Scoring was done on a scale of 1 to 10, with 10 being the highest possible score. The results of the preferences were: Pier Concept 2 with an average score of 7.5, Pier Concept 1 with an average score of 5.0 and Pier Concept 3 with an average score of 4.8. The results of the voting preferences are shown in Figure 2.




SARAH MILDRED LONG Bridge Replacement

The Regional River Crossing


Figure 1. Pier Concepts Banner

PIER CONCEPTS


Sculpting of Pier Shapes




CONCEPT 1



Elevation View With Train Underneath




Pier concept without train underneath




Pier concept with train underneath


CONCEPT 2



Elevation View With Train Underneath




Pier concept without train underneath




Pier concept with train underneath


CONCEPT 3




Elevation View With Train Underneath






Pier concept without train underneath



Pier concept with train underneath



SARAH MILDRED LONG
Bridge Replacement
The Regional River Crossing





SARAH MILDRED LONG Bridge Replacement

The Regional River Crossing


Figure 2. Pier Concept Preference Results

 **Design Workshop**
SARAH MILDRED LONG Bridge Replacement
The Regional River Crossing
July 11, 2013

Pier Concept Preference Form

Using the black pens provided, please fill in completely one red box for each pier to give your preferences. If no box is filled then a 5 will be recorded as Neutral.
NOTE: 1 = Lowest Score (Dislike); 5 = Neutral; 10 = Highest Score (Like).

Concept 1




1 2 3 4 5 6 7 8 9 10
Dislike Neutral Like

5.0

Comments: _____

Concept 2




1 2 3 4 5 6 7 8 9 10
Dislike Neutral Like

7.5

Comments: _____

Concept 3



1 2 3 4 5 6 7 8 9 10
Dislike Neutral Like

4.8

Comments: _____

