

State of Maine Wildlife & Motor Vehicle Collisions

2018-2022



MaineDOT

Prepared by:

Maine Department of Transportation
Office of Safety & Mobility Crash Records Section
16 State House Station
Augusta, Maine 04333-0016

STATE OF MAINE
HIGHWAY ANIMAL CRASHES
2018 - 2022

I. PREFACE i

II. ANIMAL CRASHES TABLES AND CHARTS 2018-2022

Crashes Summarized by:

Animal Type 1
County 2
Severity 3
Moose Crashes by County 4-5
Deer Crashes by County 6-7
Bear Crashes by County 8-9
All Other Animal Crashes by County 10-11
Turkey Crashes by County 12-13

Crashes Summarized by:

Total & Percentages of Each Animal Type 14
Estimated Economic Loss 15
Animal Type Injury/Fatal Comparison 16
Animal Type Injury/Fatal Location Heat Maps..... 17-18
Age Group of Driver 19
Vehicle Type 20-21
Month 22
Day of Week 23
Time of Day 24-25
Light Conditions 26
Weather Conditions 27

STATE OF MAINE

HIGHWAY ANIMAL CRASHES

2018 - 2022

Preface

This publication is a statistical review of reported motor vehicle highway crashes that involved animals in Maine during the five-year study period 2018 - 2022. The statistics are compiled from crash reports submitted to the Department of Transportation by the Traffic Division, Department of Public Safety. The Traffic Division receives all police uniform crash reports Form 13:20 A, from state, county and local police agencies.

The enclosed charts, graphs, listings and summaries were produced using the Department of Transportation's Computerized Crash Records System. Fatalities data was provided by the Department of Public Safety. Except for adjustments to locations and crash-type information for accuracy, no attempt has been made to modify the raw data received from the reporting agencies. However, because crash scenes are often dangerous and chaotic, some inaccuracies in data collection are possible.

A comparison of this report with other summaries of crashes and fatalities may also reveal inconsistencies due to changes in crash classification, late submittals, and differing reporting criteria. Fatalities data is provided by the Department of Public Safety and does not include deaths that were later determined to be of natural causes.

The Department of Transportation and the Department of Public Safety wish to express our sincere thank you to all law enforcement agencies and officers for the work they do on crash investigations. Without their dedication, this report would not be possible.

A link to this publication can be found on the maine.gov website at:

maine.gov/mdot/safety/crash-data/

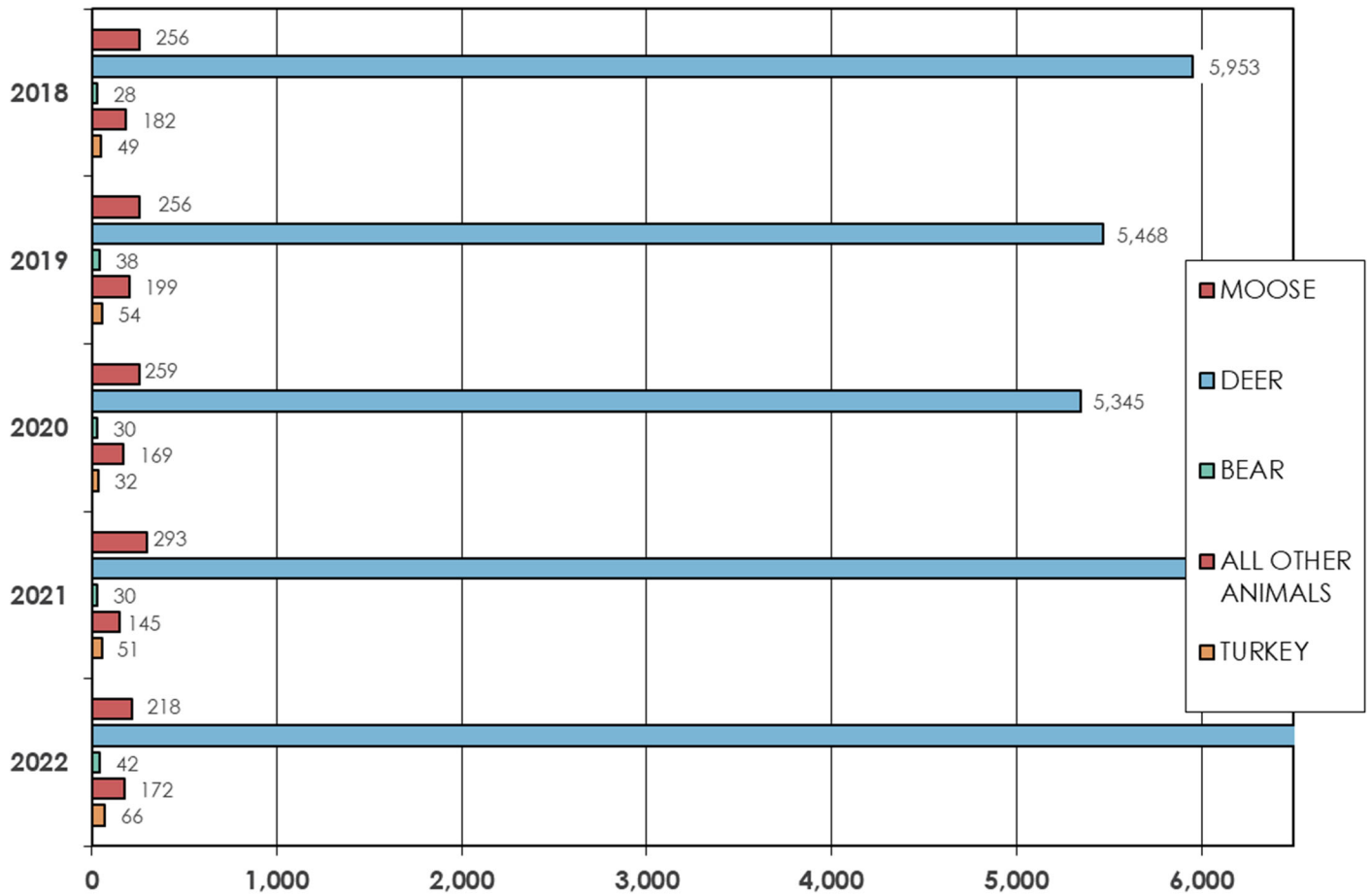
We welcome your comments and suggestions on this report at:

Maine Department of Transportation
Office of Safety & Mobility
Crash Records Section
16 State House Station
Augusta, ME 04333-0016
Tel: 207-624-3616



MAINE HIGHWAY ANIMAL CRASHES BY TYPE

2018 - 2022



ANIMAL TYPE	2018	2019	2020	2021	2022	FIVE YEAR TOTAL
MOOSE	256	256	259	293	218	1,282
DEER	5,953	5,468	5,345	6,003	6,679	29,448
BEAR	28	38	30	30	42	168
ALL OTHER ANIMALS	182	199	169	145	172	867
TURKEY	49	54	32	51	66	252
TOTAL	6,468	6,015	5,835	6,522	7,177	32,017



MAINE HIGHWAY ANIMAL CRASHES BY COUNTY 2018 - 2022

MOOSE	2018	2019	2020	2021	2022	TOTAL
ANDROSCOGGIN	0	1	3	3	1	8
AROOSTOOK	120	115	113	121	106	575
CUMBERLAND	3	3	0	5	3	14
FRANKLIN	27	17	20	20	10	94
HANCOCK	3	6	7	3	3	22
KENNEBEC	4	5	7	6	1	23
KNOX	0	0	0	0	0	0
LINCOLN	1	0	0	1	1	3
OXFORD	13	18	3	15	16	65
PENOBSCOT	41	43	56	58	43	241
PISCATAQUIS	9	5	11	10	7	42
SAGADAHOC	0	1	0	1	0	2
SOMERSET	17	18	20	27	12	94
WALDO	0	0	2	1	1	4
WASHINGTON	15	22	16	19	14	86
YORK	3	2	1	3	0	9
TOTAL	256	256	259	293	218	1,282

DEER	2018	2019	2020	2021	2022	TOTAL
ANDROSCOGGIN	329	290	261	307	374	1,561
AROOSTOOK	307	248	200	201	267	1,223
CUMBERLAND	700	727	641	803	916	3,787
FRANKLIN	233	232	212	201	278	1,156
HANCOCK	457	422	475	564	574	2,492
KENNEBEC	668	586	589	657	759	3,259
KNOX	176	153	171	188	156	844
LINCOLN	165	154	148	205	218	890
OXFORD	269	275	208	269	344	1,365
PENOBSCOT	804	691	733	809	799	3,836
PISCATAQUIS	161	130	129	87	119	626
SAGADAHOC	160	115	157	160	160	752
SOMERSET	433	420	408	378	471	2,110
WALDO	337	302	275	327	337	1,578
WASHINGTON	248	210	240	206	214	1,118
YORK	506	513	498	641	693	2,851
TOTAL	5,953	5,468	5,345	6,003	6,679	29,448

BEAR	2018	2019	2020	2021	2022	TOTAL
ANDROSCOGGIN	0	0	0	0	0	0
AROOSTOOK	9	11	8	7	9	44
CUMBERLAND	2	0	1	0	3	6
FRANKLIN	0	2	1	2	0	5
HANCOCK	0	4	1	2	2	9
KENNEBEC	0	1	0	0	1	2
KNOX	0	0	0	0	0	0
LINCOLN	0	0	0	0	0	0
OXFORD	1	5	3	3	1	13
PENOBSCOT	6	11	7	11	22	57
PISCATAQUIS	3	0	0	1	0	4
SAGADAHOC	0	0	0	0	0	0
SOMERSET	0	1	0	0	1	2
WALDO	0	1	0	0	0	1
WASHINGTON	2	1	4	4	1	12
YORK	5	1	5	0	2	13
TOTAL	28	38	30	30	42	168

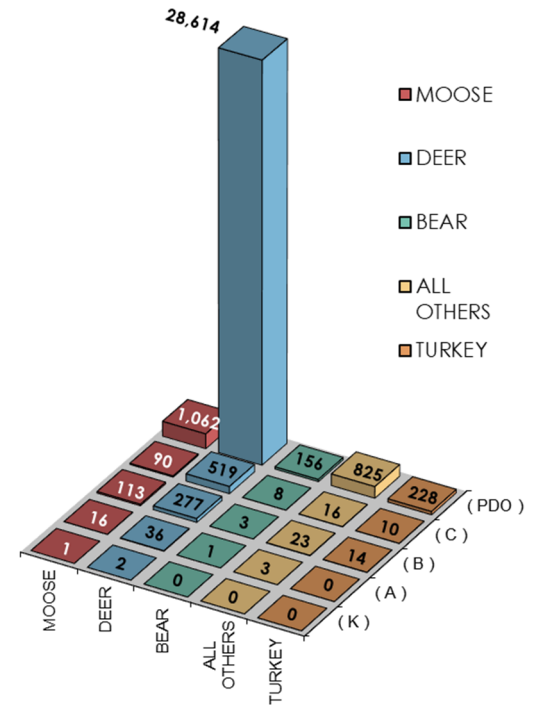
ALL OTHER ANIMALS	2018	2019	2020	2021	2022	TOTAL
ANDROSCOGGIN	6	10	5	7	5	33
AROOSTOOK	11	11	11	7	16	56
CUMBERLAND	19	26	23	13	23	104
FRANKLIN	10	4	7	3	9	33
HANCOCK	5	8	13	11	7	44
KENNEBEC	19	19	20	19	26	103
KNOX	4	6	2	6	6	24
LINCOLN	13	7	5	4	0	29
OXFORD	10	9	9	10	7	45
PENOBSCOT	22	31	27	23	28	131
PISCATAQUIS	2	7	3	2	4	18
SAGADAHOC	6	10	6	5	4	31
SOMERSET	19	14	9	14	7	63
WALDO	11	7	7	9	9	43
WASHINGTON	3	5	6	2	2	18
YORK	22	25	16	10	19	92
TOTAL	182	199	169	145	172	867

TURKEY	2018	2019	2020	2021	2022	TOTAL
ANDROSCOGGIN	1	2	0	3	4	10
AROOSTOOK	3	0	4	6	4	17
CUMBERLAND	6	7	3	8	11	35
FRANKLIN	1	0	0	1	2	4
HANCOCK	2	1	0	3	3	9
KENNEBEC	13	10	7	9	8	47
KNOX	0	0	1	2	1	4
LINCOLN	0	3	0	0	3	6
OXFORD	3	1	1	0	0	5
PENOBSCOT	8	8	6	6	14	42
PISCATAQUIS	0	1	0	0	1	2
SAGADAHOC	1	3	0	1	3	8
SOMERSET	2	6	0	4	3	15
WALDO	4	2	1	2	2	11
WASHINGTON	1	2	1	1	4	9
YORK	4	8	8	5	3	28
TOTAL	49	54	32	51	66	252



MAINE HIGHWAY ANIMAL CRASHES BY SEVERITY 2018 - 2022

<u>MOOSE</u> YEAR	FATAL CRASHES (K)	SERIOUS INJURY CRASHES (A)	MINOR INJURY CRASHES (B)	POSSIBLE INJURY CRASHES (C)	PROPERTY DAMAGE CRASHES (PDO)	TOTALS
2018	1	4	11	20	220	256
2019	0	2	20	21	213	256
2020	0	4	24	16	215	259
2021	0	3	31	19	240	293
2022	0	3	27	14	174	218
TOTAL	1	16	113	90	1,062	1,282
PERCENT	0.08%	PERCENT INJURY CRASHES = 17.08%			82.84%	100.00%
<u>DEER</u> YEAR	FATAL CRASHES (K)	SERIOUS INJURY CRASHES (A)	MINOR INJURY CRASHES (B)	POSSIBLE INJURY CRASHES (C)	PROPERTY DAMAGE CRASHES (PDO)	TOTALS
2018	0	8	39	103	5,803	5,953
2019	0	6	48	93	5,321	5,468
2020	2	5	42	85	5,211	5,345
2021	0	6	75	114	5,808	6,003
2022	0	11	73	124	6,471	6,679
TOTAL	2	36	277	519	28,614	29,448
PERCENT	0.01%	PERCENT INJURY CRASHES = 2.83%			97.17%	100.00%
<u>BEAR</u> YEAR	FATAL CRASHES (K)	SERIOUS INJURY CRASHES (A)	MINOR INJURY CRASHES (B)	POSSIBLE INJURY CRASHES (C)	PROPERTY DAMAGE CRASHES (PDO)	TOTALS
2018	0	0	2	1	25	28
2019	0	0	1	3	34	38
2020	0	0	0	1	29	30
2021	0	1	0	0	29	30
2022	0	0	0	3	39	42
TOTAL	0	1	3	8	156	168
PERCENT	0.00%	PERCENT INJURY CRASHES = 7.14%			92.86%	100.00%
<u>ALL OTHER ANIMALS</u> YEAR	FATAL CRASHES (K)	SERIOUS INJURY CRASHES (A)	MINOR INJURY CRASHES (B)	POSSIBLE INJURY CRASHES (C)	PROPERTY DAMAGE CRASHES (PDO)	TOTALS
2018	0	0	3	5	174	182
2019	0	2	4	4	189	199
2020	0	0	3	1	165	169
2021	0	0	5	4	136	145
2022	0	1	8	2	161	172
TOTAL	0	3	23	16	825	867
PERCENT	0.00%	PERCENT INJURY CRASHES = 4.84%			95.16%	100.00%
<u>TURKEY</u> YEAR	FATAL CRASHES (K)	SERIOUS INJURY CRASHES (A)	MINOR INJURY CRASHES (B)	POSSIBLE INJURY CRASHES (C)	PROPERTY DAMAGE CRASHES (PDO)	TOTALS
2018	0	0	2	3	44	49
2019	0	0	2	2	50	54
2020	0	0	5	0	27	32
2021	0	0	3	1	47	51
2022	0	0	2	4	60	66
TOTAL	0	0	14	10	228	252
PERCENT	0.00%	PERCENT INJURY CRASHES = 9.52%			90.48%	100.00%



(K) = Fatal Injury Crash. A crash where the highest level of injury to any person is a fatal injury that results in death.

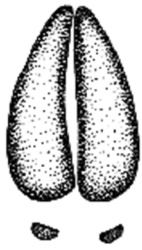
(A) = Serious Injury Crash. A crash where the highest level of injury to any person involved in the crash is a serious injury, which prevents the injured person from walking, driving or normally continuing the activities the person was capable of performing before the injury occurred.

(B) = Minor Injury Crash. A crash where the highest level of injury to any person involved in the crash is a minor injury, which is evident to observers at the scene of the crash in which the injury occurred.

(C) = Possible Injury Crash. A crash where the highest level of injury to any person involved in the crash is a possible injury, which is any injury reported or claimed which is not a fatal injury, serious injury or minor injury.

(PDO) = Property Damage Crash. A crash where no injury occurred and only damage occurred to property that reduces the monetary value of that property.

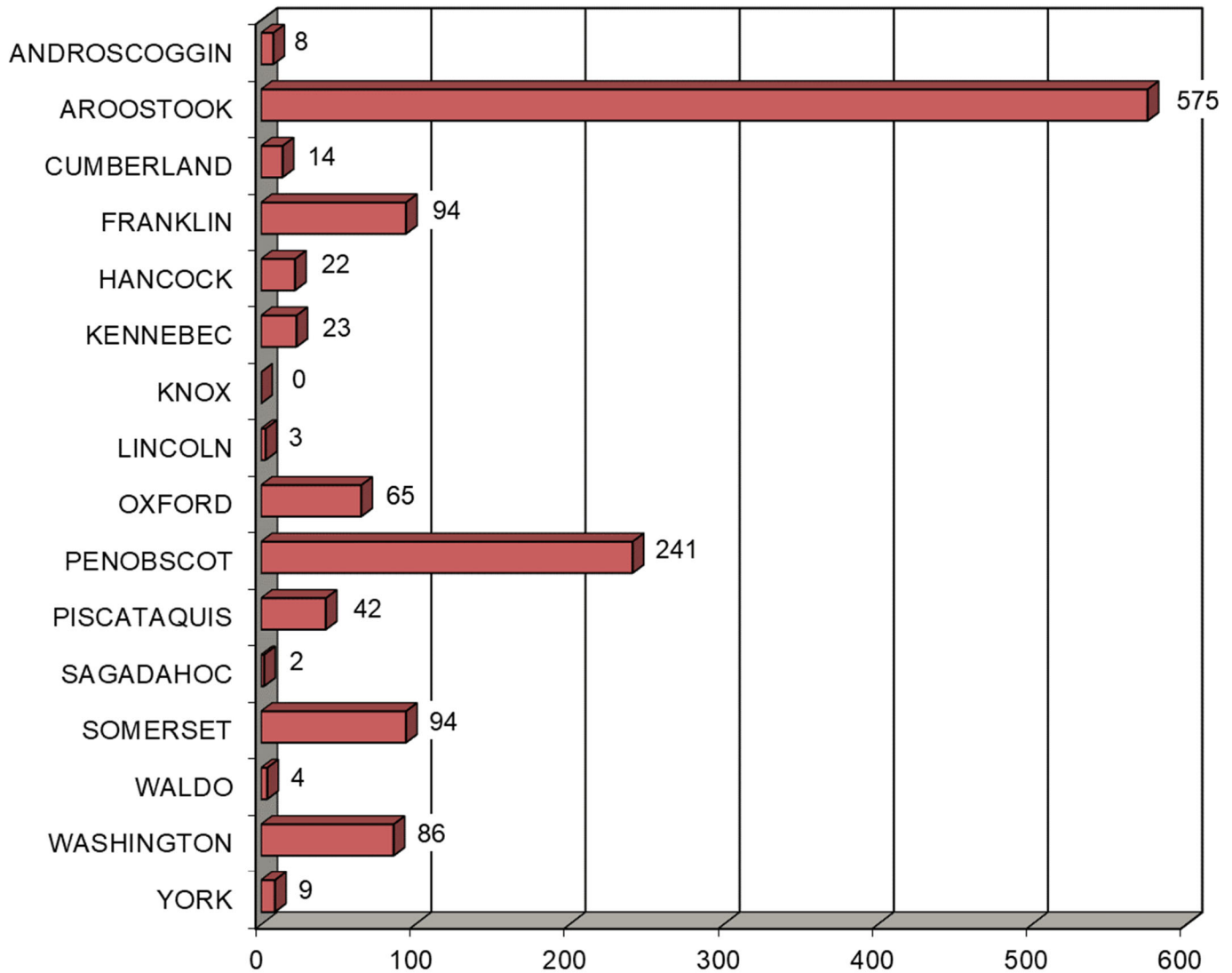


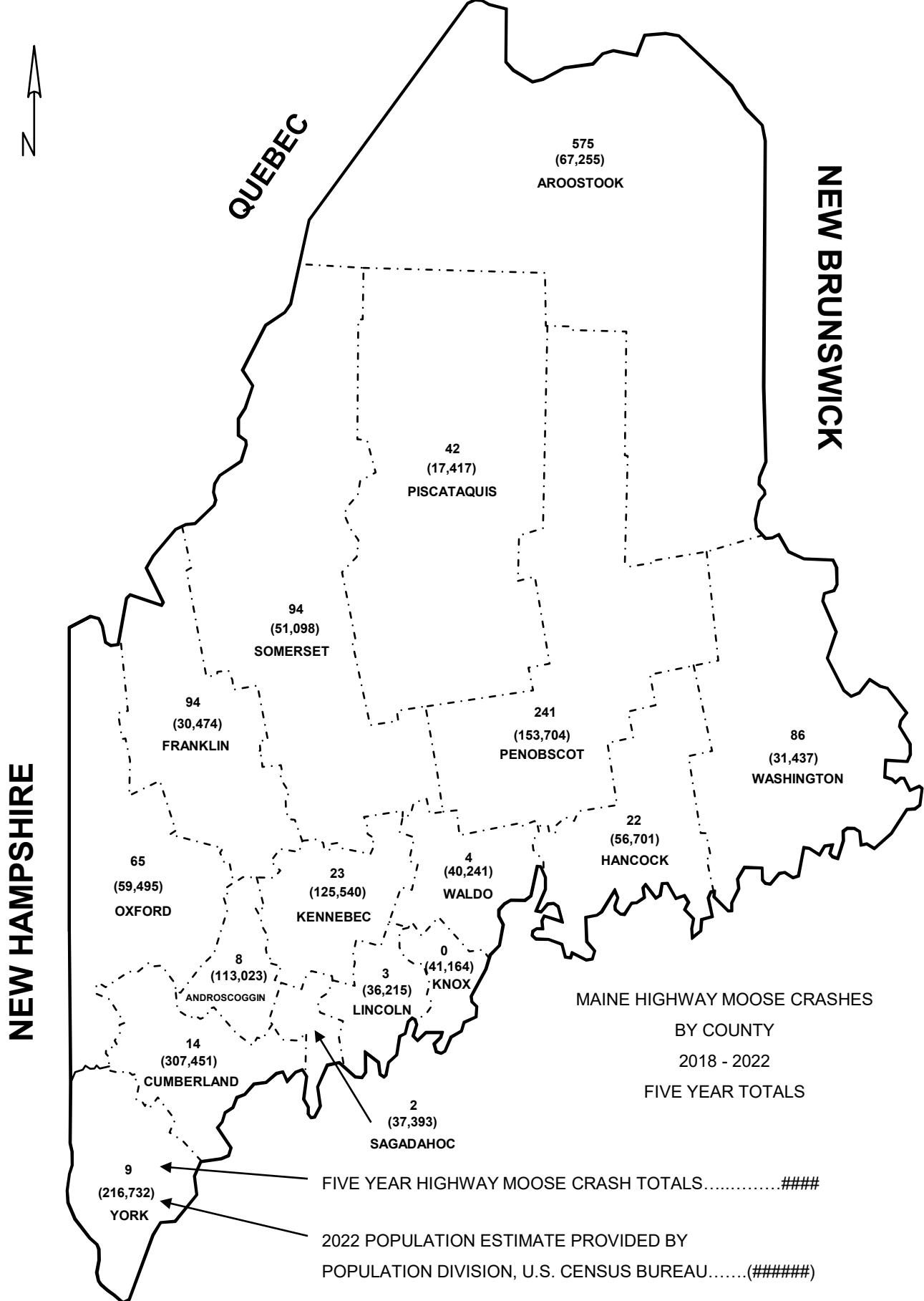


MAINE HIGHWAY MOOSE CRASHES

By County

2018 - 2022



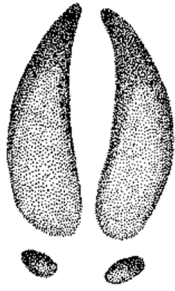


MAINE HIGHWAY MOOSE CRASHES
 BY COUNTY
 2018 - 2022
 FIVE YEAR TOTALS

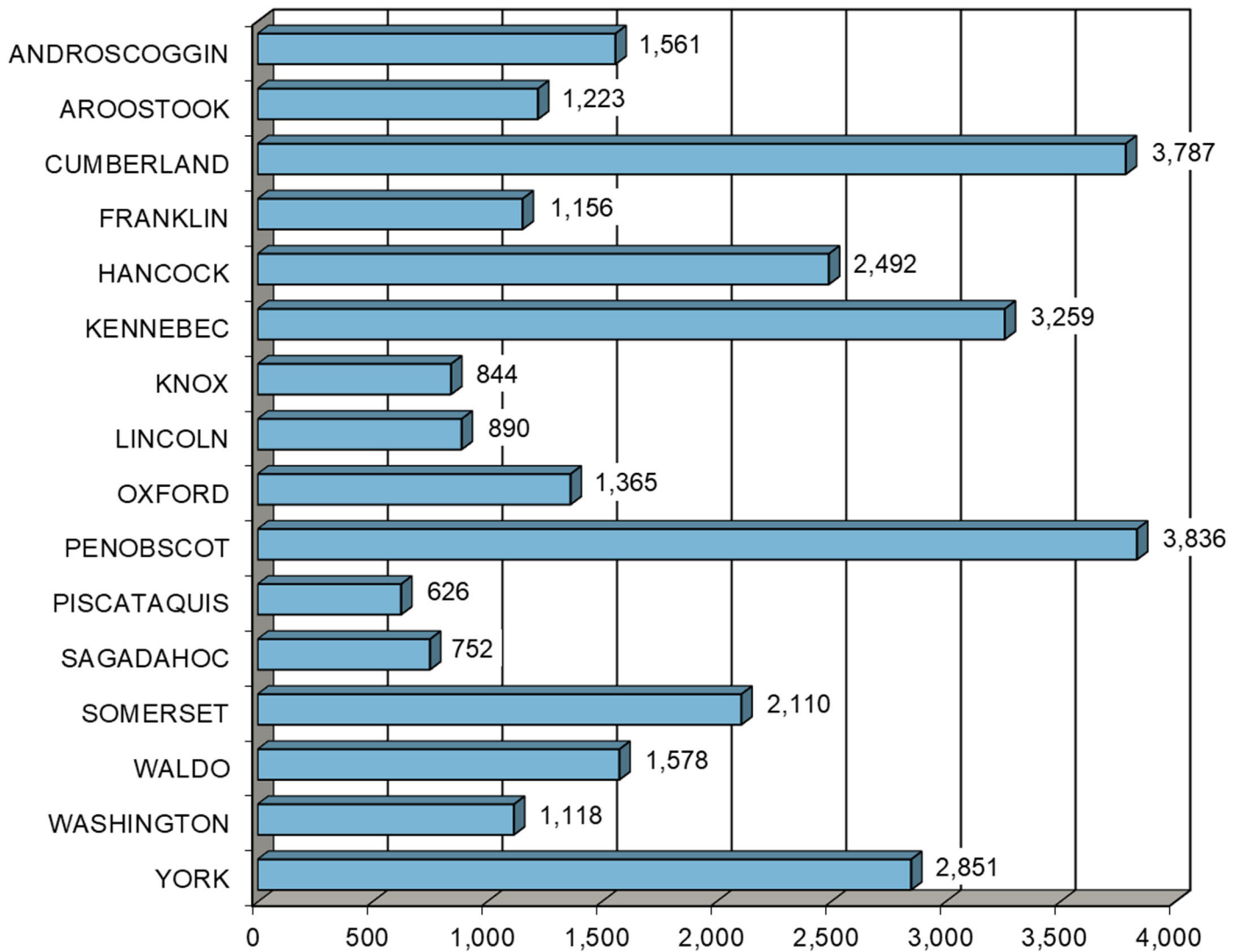
FIVE YEAR HIGHWAY MOOSE CRASH TOTALS.....#####

2022 POPULATION ESTIMATE PROVIDED BY
 POPULATION DIVISION, U.S. CENSUS BUREAU.....(#####)





MAINE HIGHWAY DEER CRASHES By County 2018 - 2022

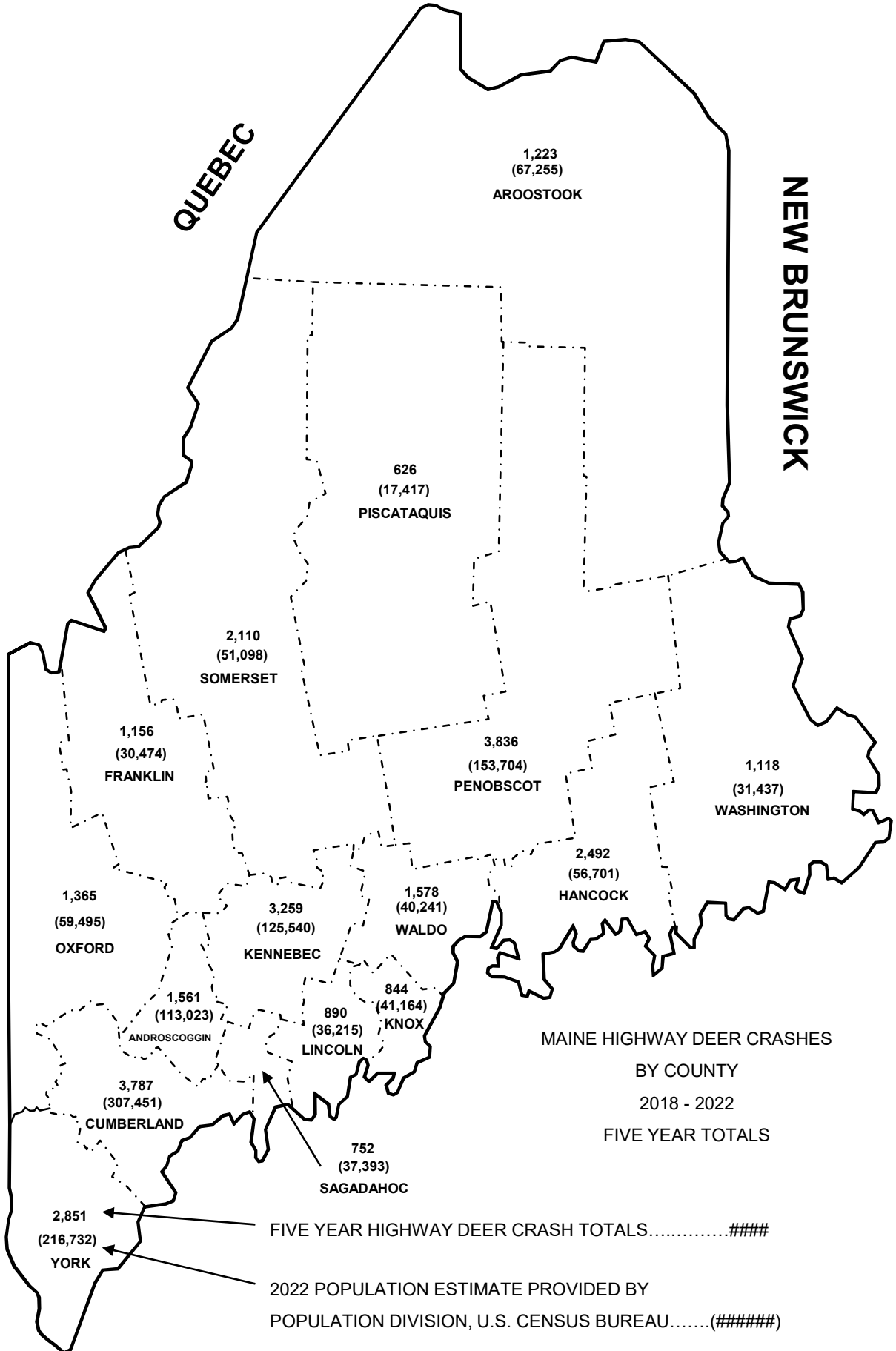




NEW HAMPSHIRE

QUEBEC

NEW BRUNSWICK





FRONT

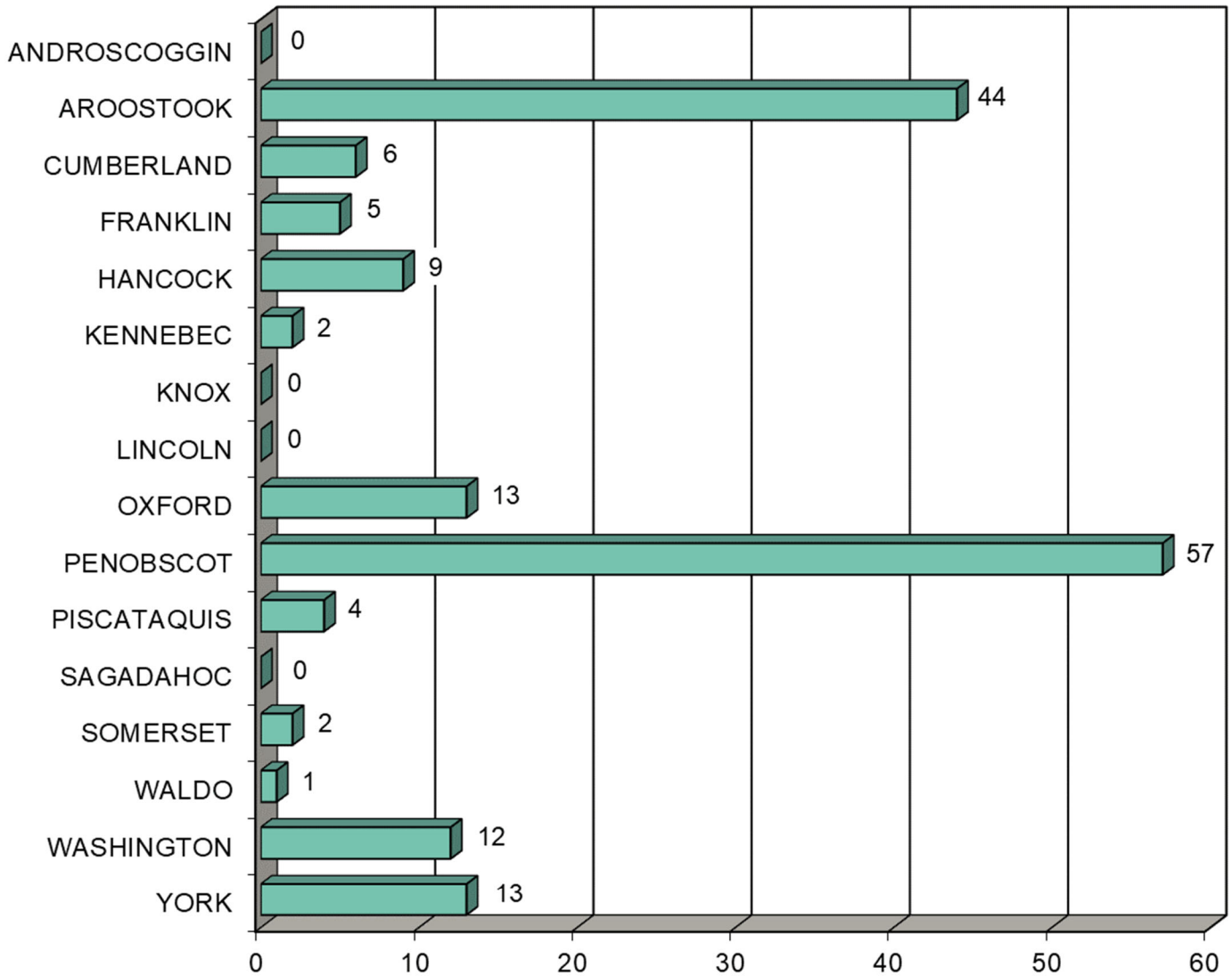


HIND

MAINE HIGHWAY BEAR CRASHES

By County

2018 - 2022

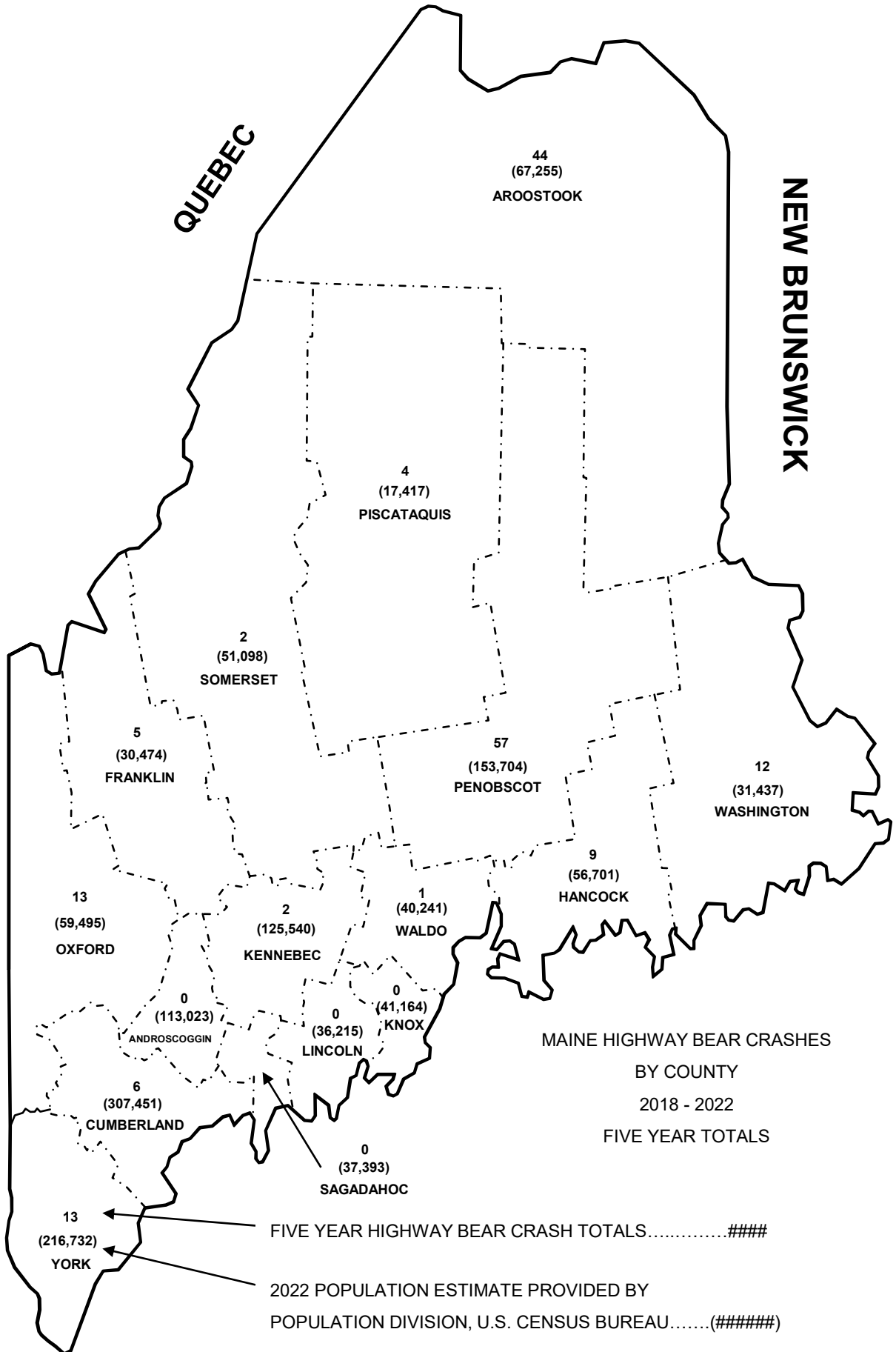





NEW HAMPSHIRE

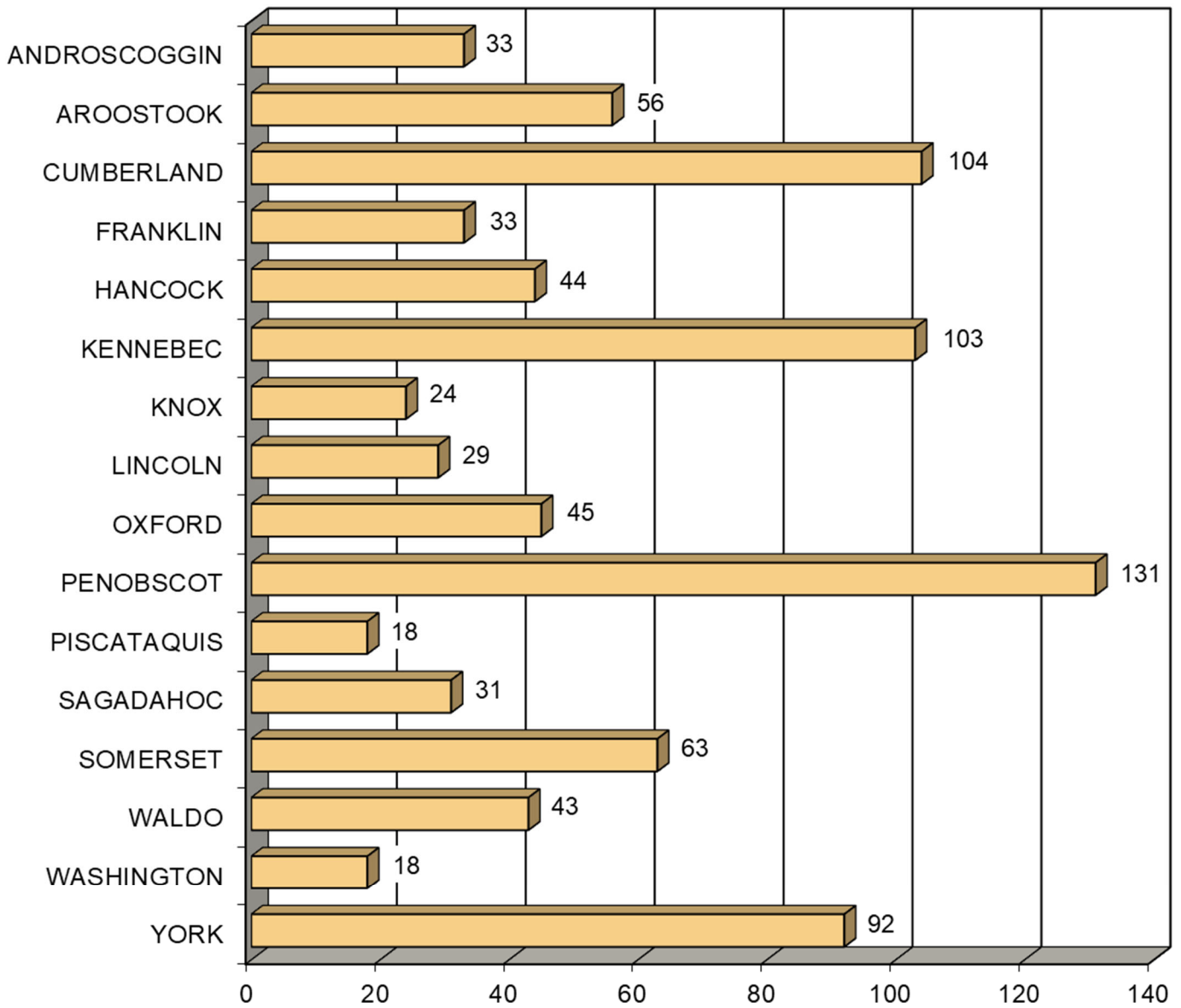
QUEBEC

NEW BRUNSWICK





MAINE HIGHWAY ALL OTHER ANIMAL CRASHES By County 2018 - 2022

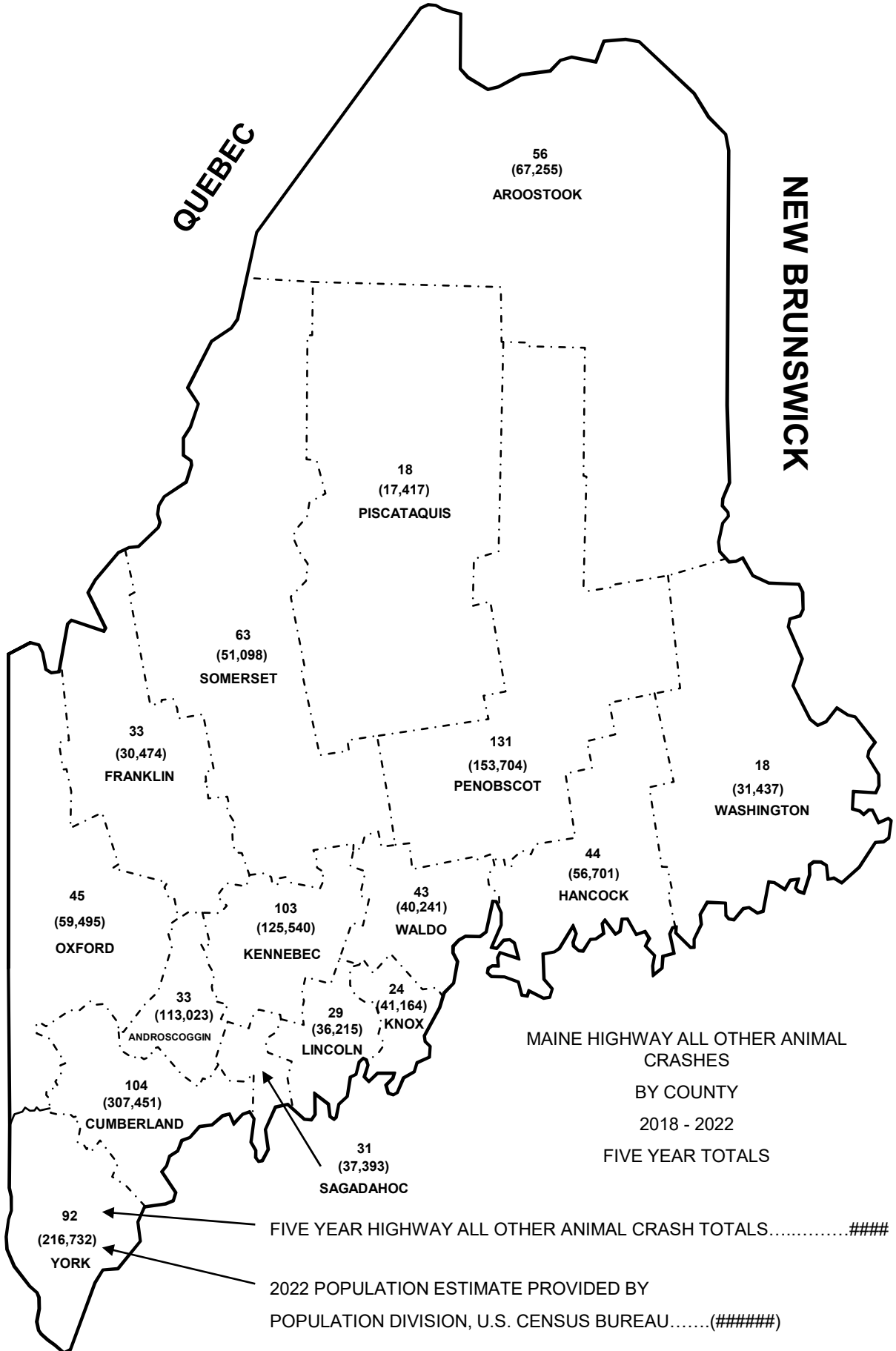




NEW HAMPSHIRE

QUEBEC

NEW BRUNSWICK



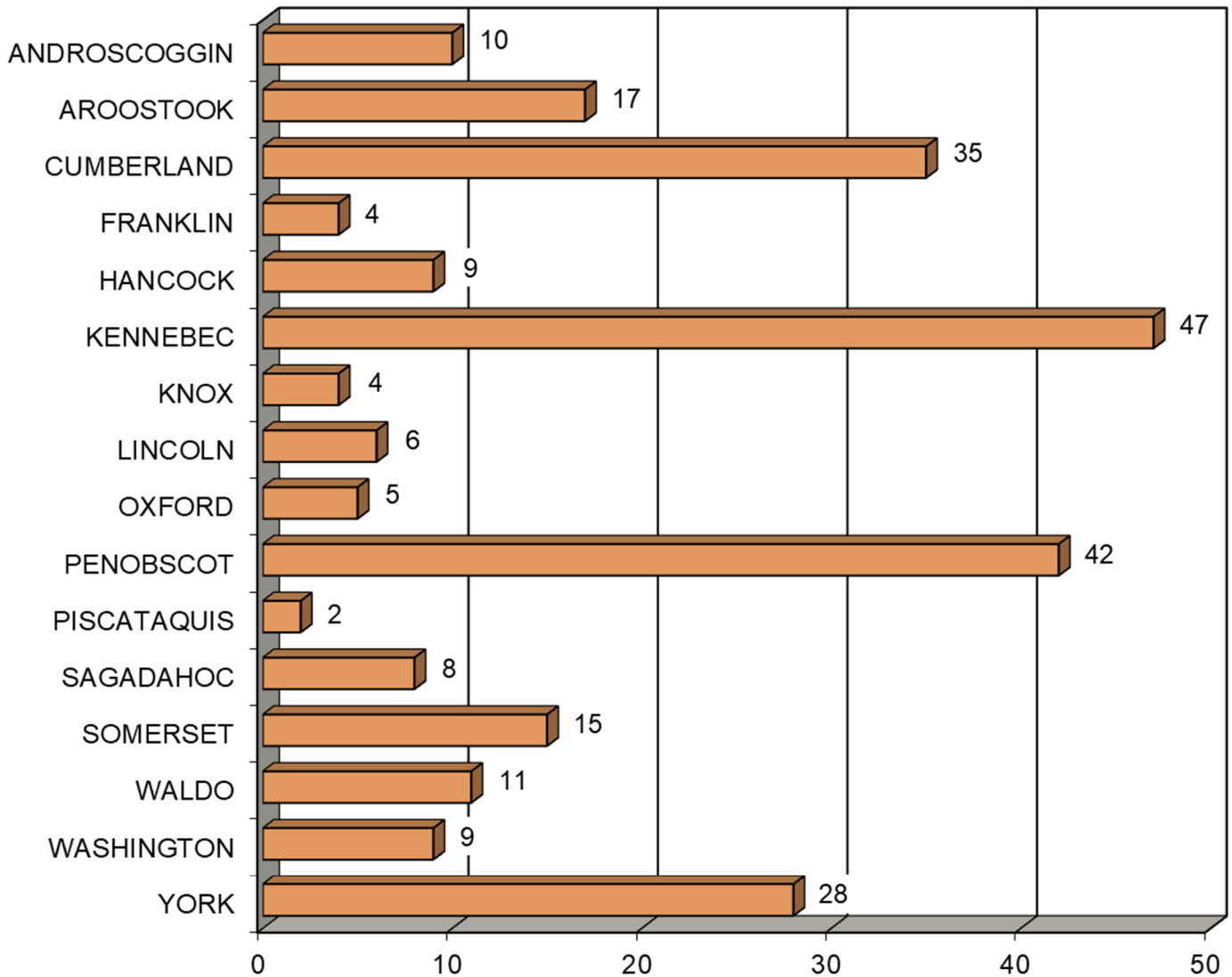
Produced by the Maine Department of Transportation



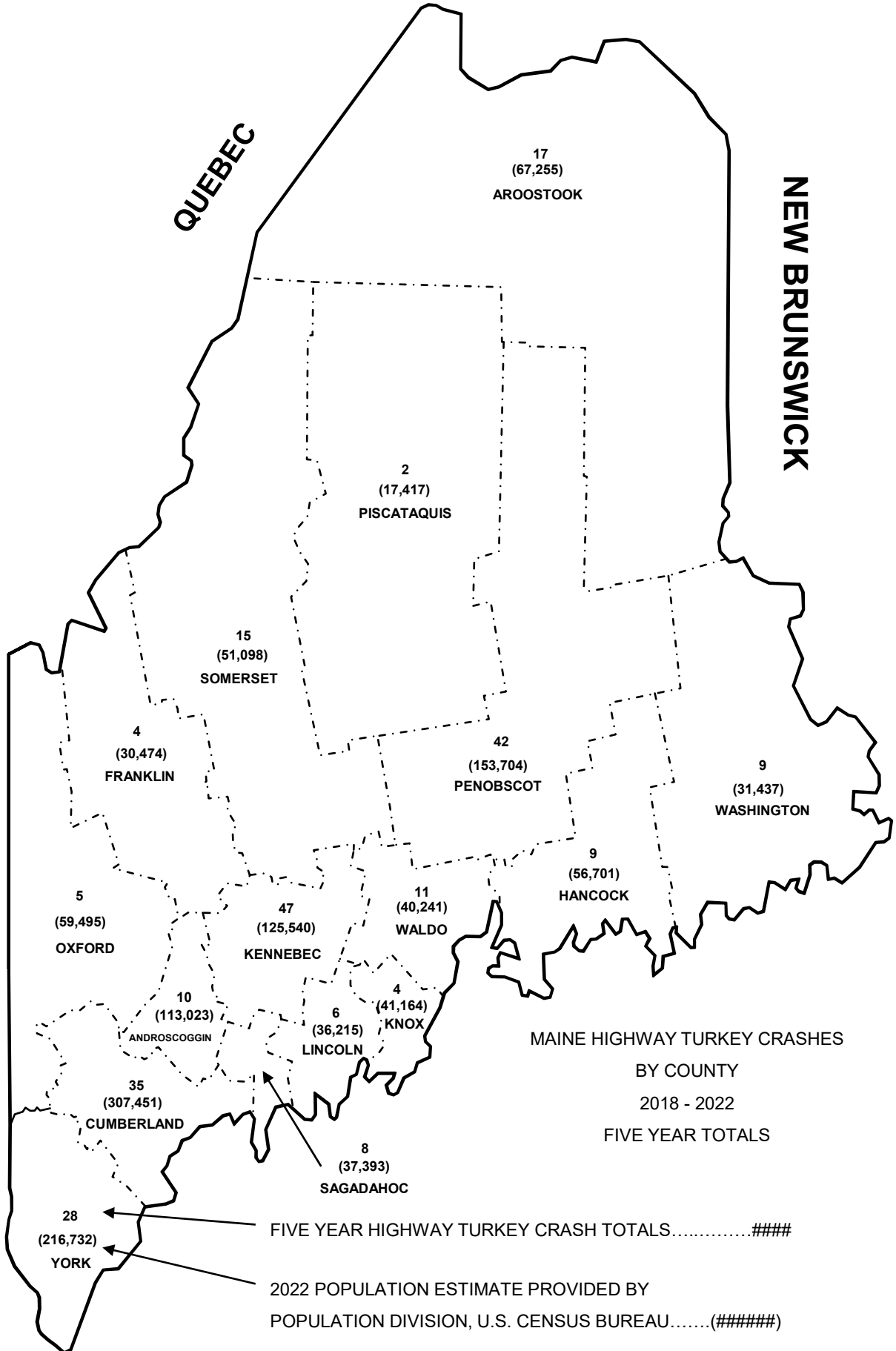
MAINE HIGHWAY TURKEY CRASHES

By County

2018 - 2022



NEW HAMPSHIRE



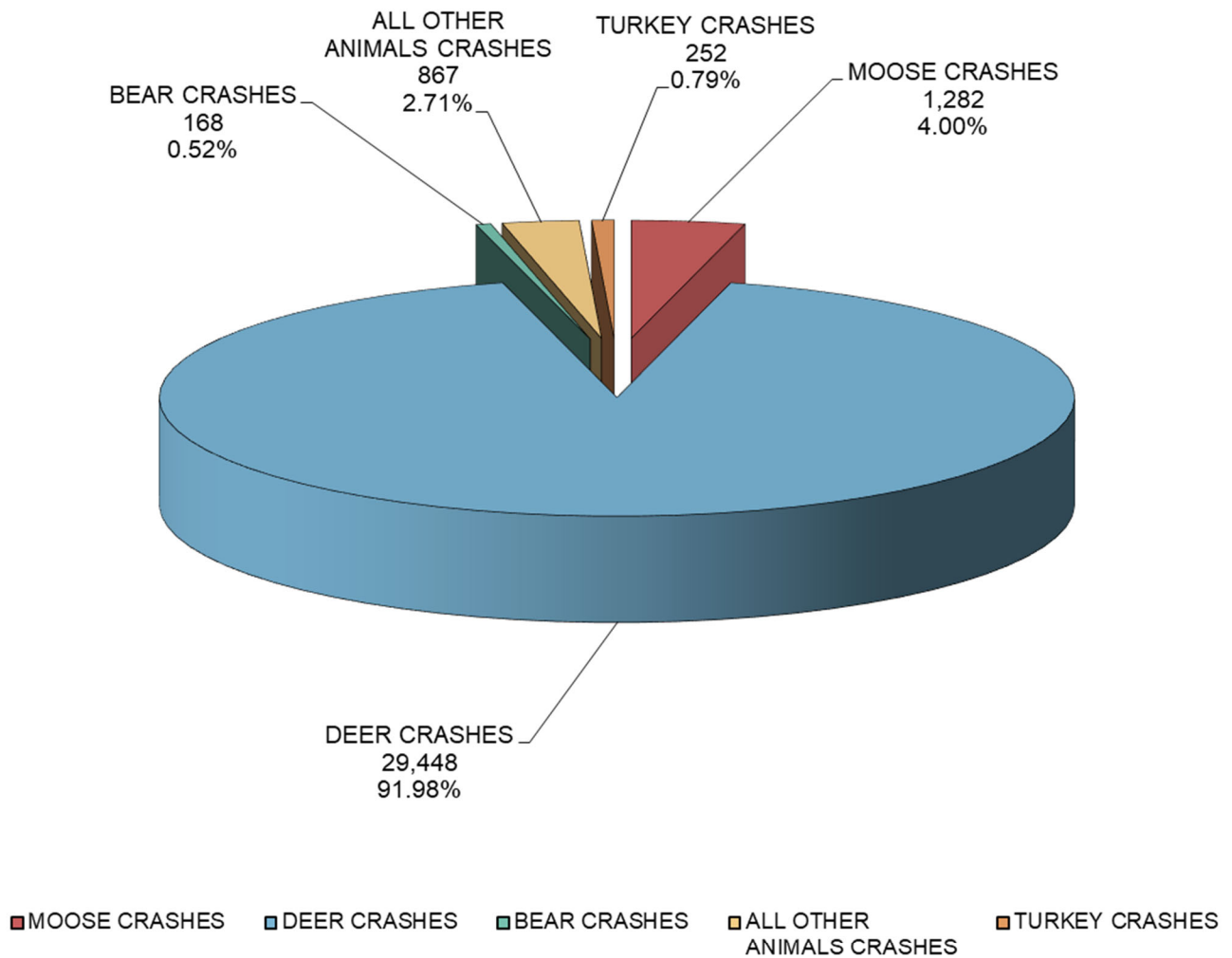
MAINE HIGHWAY TURKEY CRASHES
BY COUNTY
2018 - 2022
FIVE YEAR TOTALS

FIVE YEAR HIGHWAY TURKEY CRASH TOTALS.....####
2022 POPULATION ESTIMATE PROVIDED BY
POPULATION DIVISION, U.S. CENSUS BUREAU.....(#####)



MAINE HIGHWAY ANIMAL CRASHES 2018 - 2022

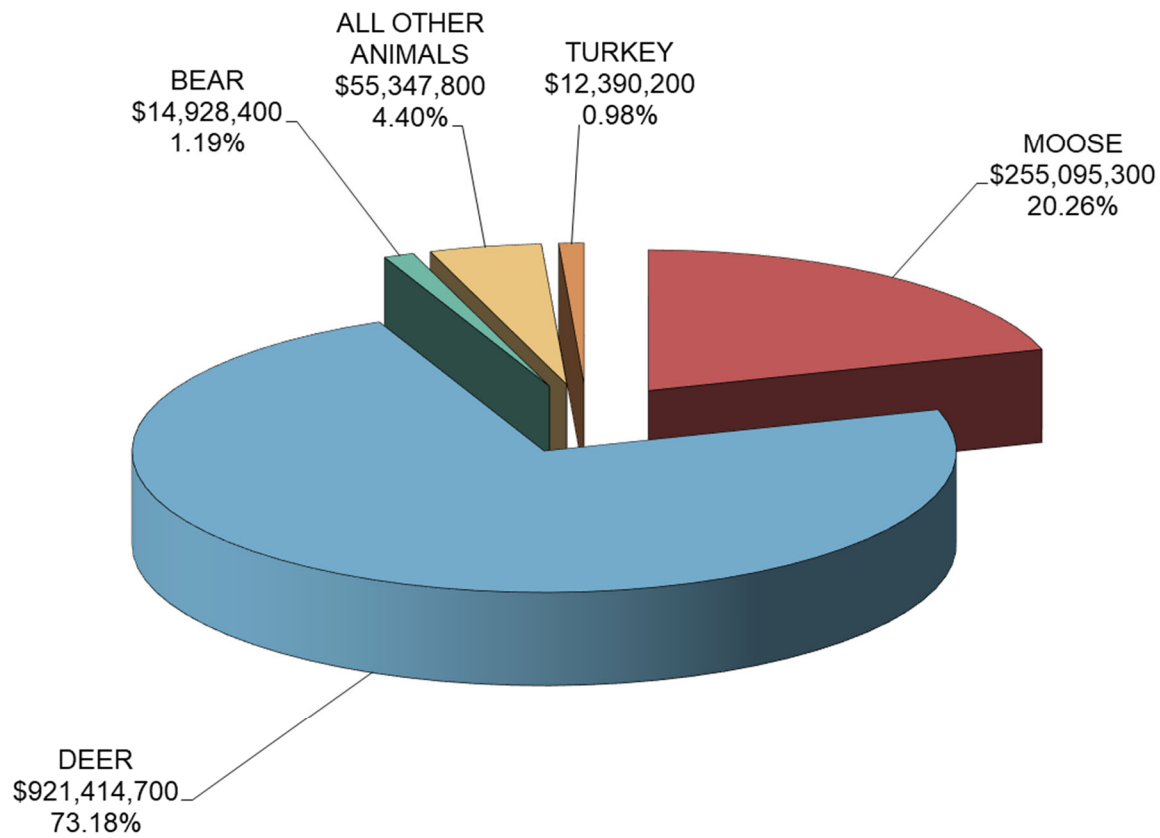
32,017 Total Animal Crashes



MAINE HIGHWAY ANIMAL CRASHES

ESTIMATED ECONOMIC LOSS

2018 - 2022



Average comprehensive costs are based on 2018 Federal Highway Administration estimates.

Death (Per Crash)	\$10,098,000
Suspected serious injury (Per Crash)	\$585,600
Suspected minor injury (Per Crash)	\$177,500
Possible injury (Per Crash)	\$122,300
Property damage only (Per Crash)	\$10,600



MAINE HIGHWAY ANIMAL CRASHES

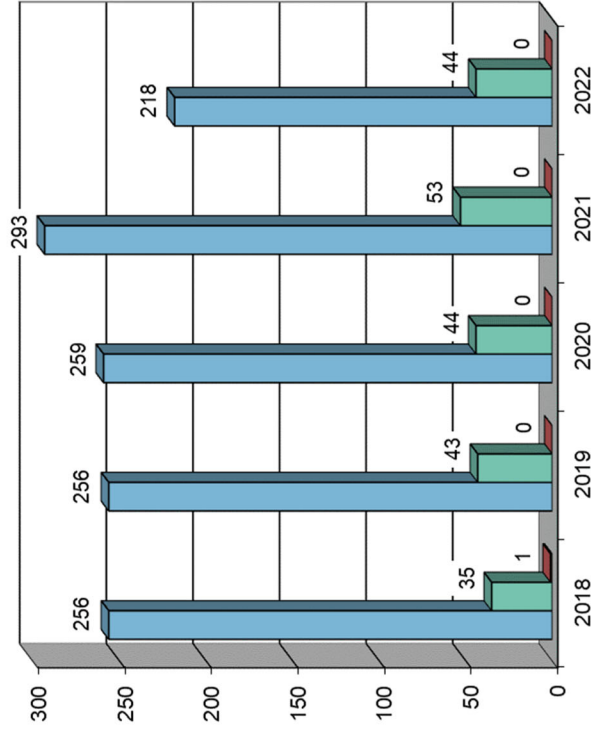
COMPARISON BY TOTAL, INJURY, AND FATAL

2018 - 2022

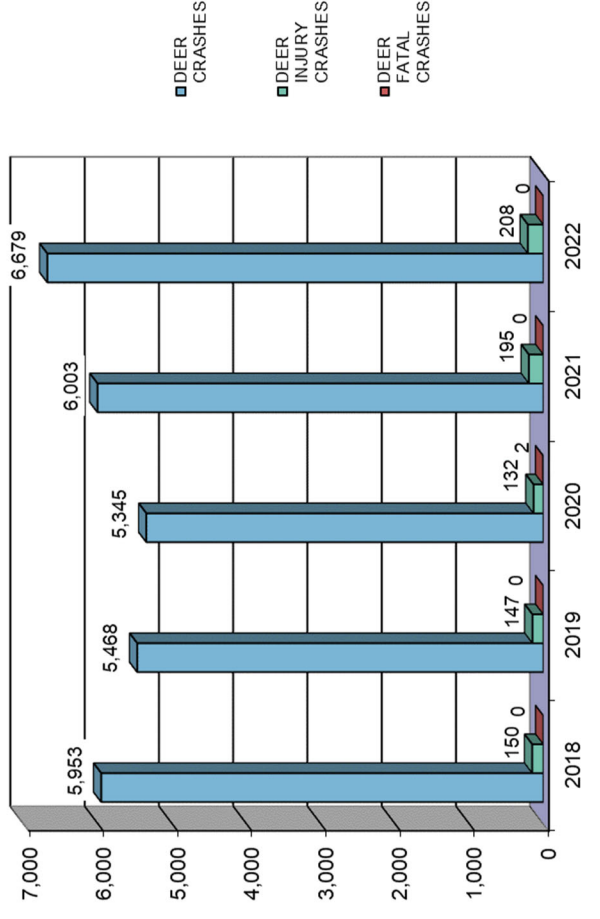
YEAR	MOOSE CRASHES	MOOSE FATAL CRASHES	MOOSE INJURY CRASHES	DEER CRASHES	DEER FATAL CRASHES	DEER INJURY CRASHES	BEAR CRASHES	BEAR FATAL CRASHES	BEAR INJURY CRASHES	ALL OTHER ANIMAL CRASHES	ALL OTHER ANIMAL FATAL CRASHES	ALL OTHER ANIMAL INJURY CRASHES	TURKEY CRASHES	TURKEY FATAL CRASHES	TURKEY INJURY CRASHES	TOTAL ANIMAL CRASHES	TOTAL FATAL ANIMAL CRASHES	TOTAL ANIMAL INJURY CRASHES
2018	256	1	35	5,953	0	150	28	0	3	182	0	8	49	0	5	6,468	1	201
2019	256	0	43	5,468	0	147	38	0	4	199	0	10	54	0	4	6,015	0	208
2020	259	0	44	5,345	2	132	30	0	1	169	0	4	32	0	5	5,835	2	186
2021	293	0	53	6,003	0	195	30	0	1	145	0	9	51	0	4	6,522	0	262
2022	218	0	44	6,679	0	208	42	0	3	172	0	11	66	0	6	7,177	0	272
TOTAL	1,282	1	219	29,448	2	832	168	0	12	867	0	42	252	0	24	32,017	3	1,129



Moose Crashes

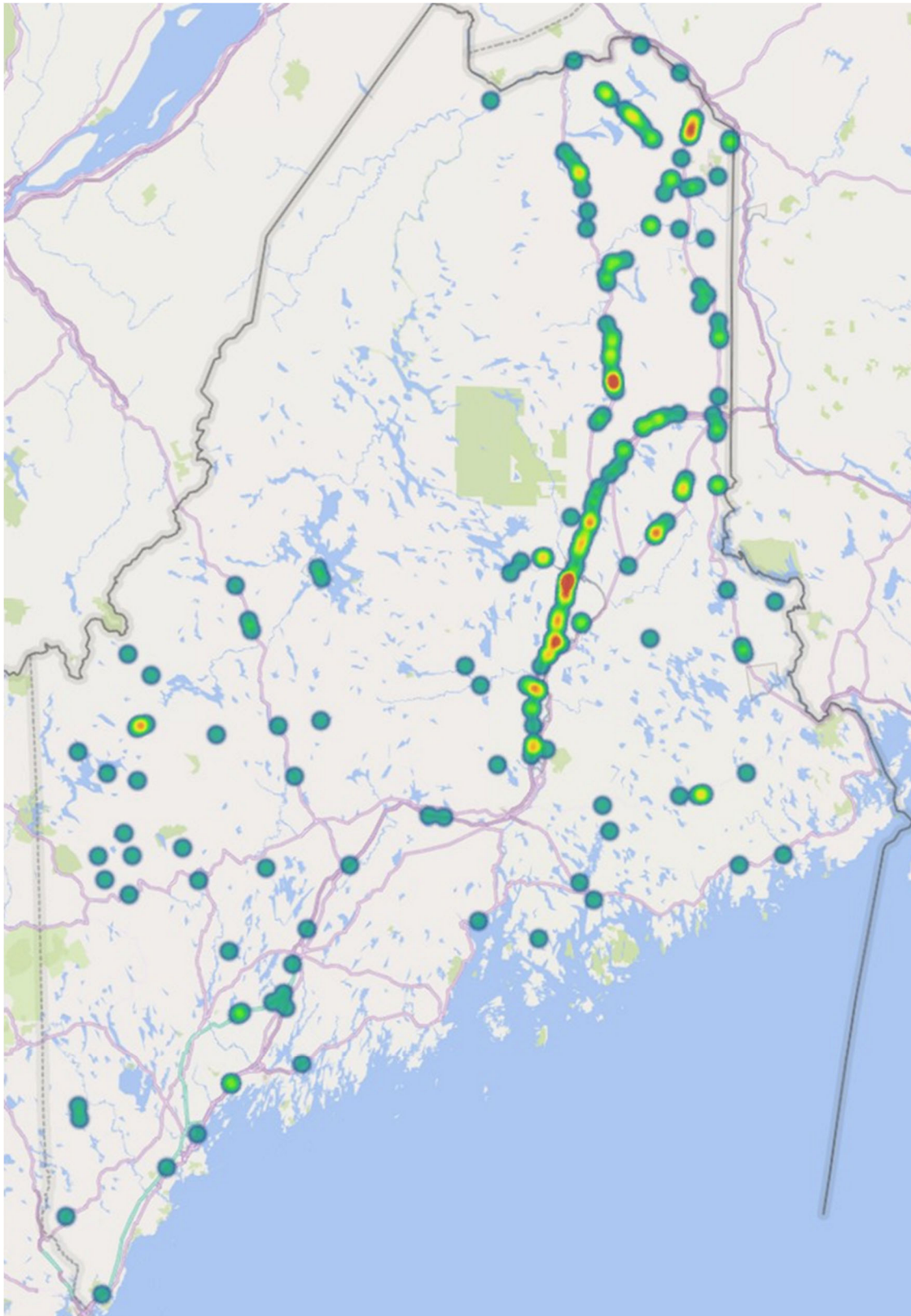


Deer Crashes

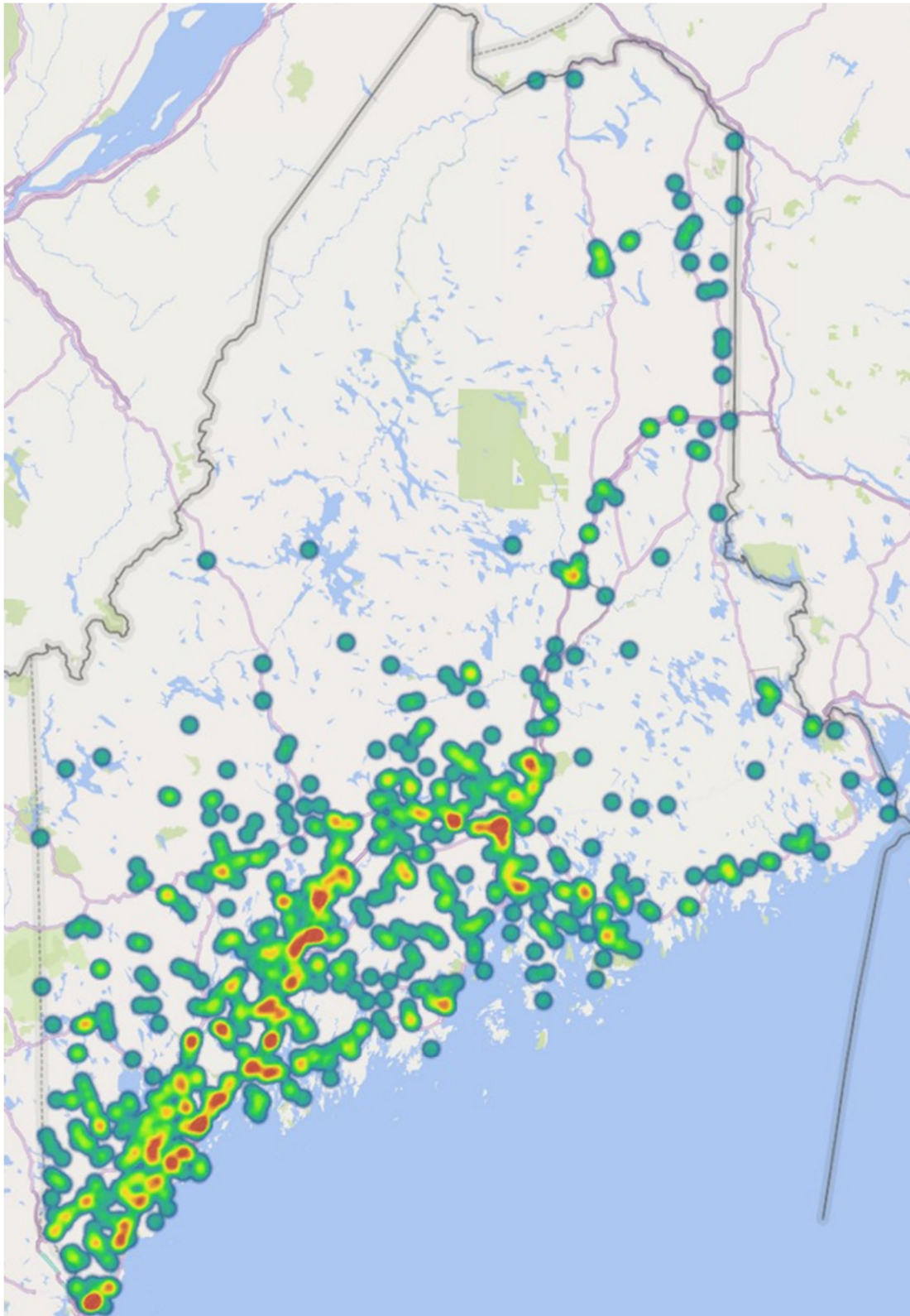


HEAT MAP BY LOCATION FOR MAINE HIGHWAY MOOSE CRASHES WHERE INJURIES OR FATALITIES OCCURRED

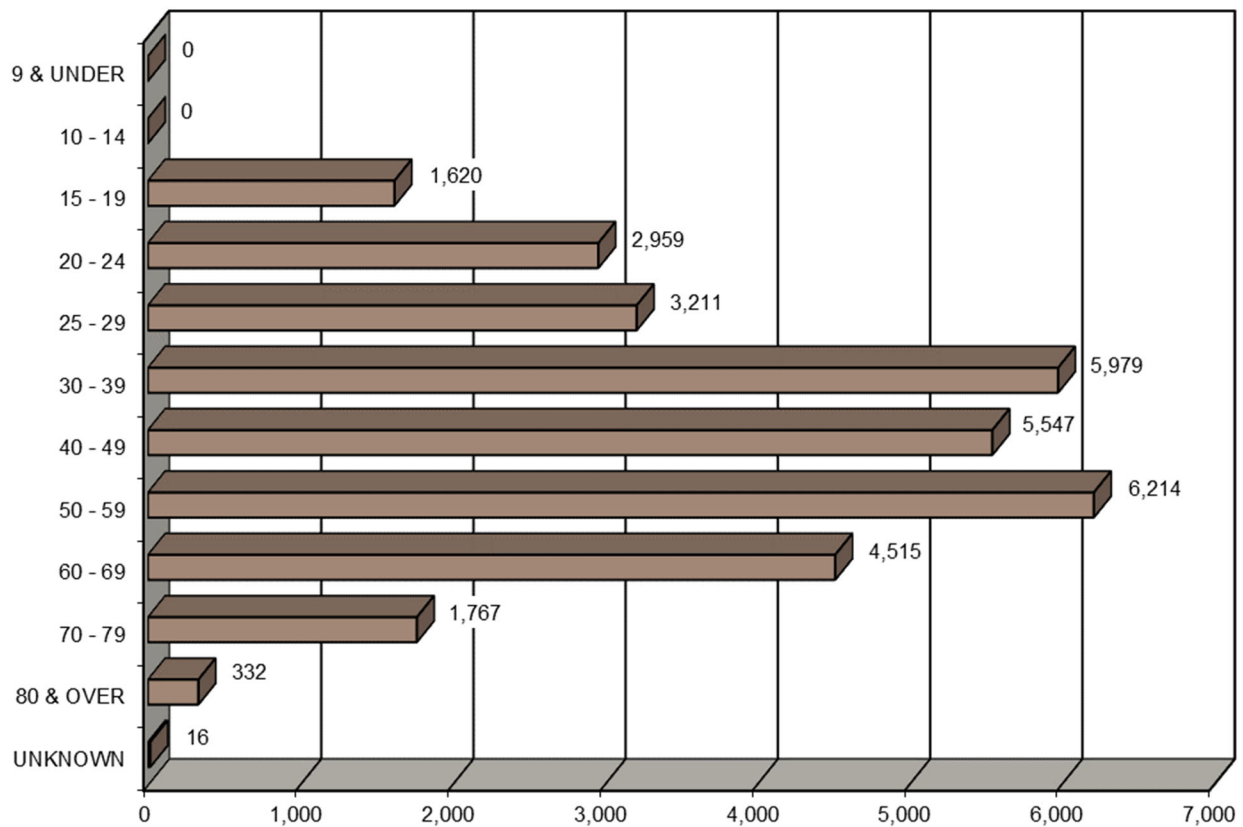
2018 - 2022



HEAT MAP BY LOCATION FOR MAINE HIGHWAY DEER
CRASHES WHERE INJURIES OR FATALITIES OCCURRED
2018 - 2022



DRIVERS INVOLVED IN MAINE HIGHWAY ANIMAL CRASHES BY AGE GROUP 2018 - 2022



AGE OF DRIVER	MOOSE	DEER	BEAR	ALL OTHER ANIMALS	TURKEY	FIVE YEAR TOTAL	PERCENT OF TOTAL
9 & UNDER	0	0	0	0	0	0	0.00%
10 - 14	0	0	0	0	0	0	0.00%
15 - 19	61	1,489	12	50	8	1,620	5.04%
20 - 24	101	2,735	13	91	19	2,959	9.20%
25 - 29	147	2,913	17	105	29	3,211	9.98%
30 - 39	209	5,527	30	173	40	5,979	18.59%
40 - 49	224	5,076	34	152	61	5,547	17.25%
50 - 59	282	5,712	38	137	45	6,214	19.32%
60 - 69	192	4,166	16	105	36	4,515	14.04%
70 - 79	80	1,630	8	41	8	1,767	5.49%
80 & OVER	9	307	3	13	0	332	1.03%
UNKNOWN	2	13	0	0	1	16	0.05%
FIVE YEAR TOTAL	1,307	29,568	171	867	247	32,160	100.00%



VEHICLES INVOLVED IN FATAL MAINE HIGHWAY ANIMAL CRASHES 2018 - 2022

VEHICLE TYPE INVOLVED	MOOSE	DEER	BEAR	ALL OTHER ANIMALS	TURKEY	FIVE YEAR TOTAL
PASSENGER CAR	3	0	0	0	0	3
(SPORT) UTILITY VEHICLE	1	0	0	0	0	1
PASSENGER VAN	0	1	0	0	0	1
CARGO VAN (10k or less)	0	0	0	0	0	0
PICKUP TRUCK	1	0	0	0	0	1
MOTOR HOME	0	0	0	0	0	0
SCHOOL BUS	0	0	0	0	0	0
TRANSIT BUS	0	0	0	0	0	0
MOTOR COACH	0	0	0	0	0	0
OTHER BUS	0	0	0	0	0	0
MOTORCYCLE	0	2	0	0	0	2
MOPED	0	0	0	0	0	0
LOW SPEED VEHICLE	0	0	0	0	0	0
AUTOCYCLE	0	0	0	0	0	0
EXPERIMENTAL	0	0	0	0	0	0
OTHER LIGHT TRUCK (10,000 lbs or less)	0	0	0	0	0	0
MEDIUM /HEAVY TRUCKS (more than 10,000 lbs)	0	1	0	0	0	1
ATV (2,3,4-WHEEL)	0	0	0	0	0	0
SNOWMOBILE	0	0	0	0	0	0
PEDESTRIAN	0	0	0	0	0	0
BICYCLE	0	0	0	0	0	0
OTHER	0	0	0	0	0	0
TOTAL VEHICLES INVOLVED	5	4	0	0	0	9



VEHICLES INVOLVED IN MAINE HIGHWAY ANIMAL CRASHES 2018 - 2022

VEHICLE TYPE INVOLVED	MOOSE	DEER	BEAR	ALL OTHER ANIMALS	TURKEY	FIVE YEAR TOTAL
PASSENGER CAR	429	14130	75	533	99	15,266
(SPORT) UTILITY VEHICLE	253	8466	50	220	75	9,064
PASSENGER VAN	22	672	4	15	2	715
CARGO VAN (10k or less)	11	283	3	6	2	305
PICKUP TRUCK	404	5508	31	75	61	6,079
MOTOR HOME	0	5	0	0	0	5
SCHOOL BUS	2	4	0	0	1	7
TRANSIT BUS	1	6	0	0	0	7
MOTOR COACH	1	1	0	0	0	2
OTHER BUS	1	4	0	1	0	6
MOTORCYCLE	8	149	2	18	7	184
MOPED	0	2	0	0	0	2
LOW SPEED VEHICLE	0	0	0	0	0	0
AUTOCYCLE	0	1	0	0	0	1
EXPERIMENTAL	0	0	0	0	0	0
OTHER LIGHT TRUCK (10,000 lbs or less)	6	34	1	0	0	41
MEDIUM /HEAVY TRUCKS (more than 10,000 lbs)	163	307	5	5	7	487
ATV (2,3,4-WHEEL)	1	1	0	0	0	2
SNOWMOBILE	0	0	0	0	0	0
PEDESTRIAN	0	0	0	0	0	0
BICYCLE	0	1	0	0	0	1
OTHER	3	26	0	5	0	34
TOTAL VEHICLES INVOLVED	1,305	29,600	171	878	254	32,208



MAINE HIGHWAY ANIMAL CRASHES

BY MONTH

2018 - 2022

MOOSE

MONTH	2018	2019	2020	2021	2022	TOTAL
JANUARY	2	8	6	10	5	31
FEBRUARY	2	3	7	2	6	20
MARCH	0	0	4	4	2	10
APRIL	10	10	5	10	7	42
MAY	37	32	25	53	42	189
JUNE	67	78	66	58	45	314
JULY	28	32	40	34	27	161
AUGUST	28	16	20	28	13	105
SEPTEMBER	23	20	34	31	29	137
OCTOBER	27	33	28	30	23	141
NOVEMBER	22	15	12	23	13	85
DECEMBER	10	9	12	10	6	47
TOTAL	256	256	259	293	218	1,282

DEER

MONTH	2018	2019	2020	2021	2022	TOTAL
JANUARY	540	513	582	445	459	2,539
FEBRUARY	426	324	376	292	425	1,843
MARCH	361	467	391	433	468	2,120
APRIL	494	441	235	294	301	1,765
MAY	378	310	321	376	330	1,715
JUNE	431	443	446	594	578	2,492
JULY	291	360	288	339	430	1,708
AUGUST	164	237	196	224	261	1,082
SEPTEMBER	344	233	290	359	440	1,666
OCTOBER	628	544	639	607	940	3,358
NOVEMBER	957	917	990	1,321	1,338	5,523
DECEMBER	939	679	591	719	709	3,637
TOTAL	5,953	5,468	5,345	6,003	6,679	29,448

BEAR

MONTH	2018	2019	2020	2021	2022	TOTAL
JANUARY	0	0	0	0	0	0
FEBRUARY	0	0	0	0	0	0
MARCH	0	0	0	0	0	0
APRIL	2	1	1	1	3	8
MAY	6	2	2	4	5	19
JUNE	3	10	9	5	12	39
JULY	5	9	6	5	5	30
AUGUST	1	7	4	5	2	19
SEPTEMBER	3	3	2	4	7	19
OCTOBER	6	5	6	5	7	29
NOVEMBER	2	1	0	1	1	5
DECEMBER	0	0	0	0	0	0
TOTAL	28	38	30	30	42	168

ALL OTHER ANIMALS

MONTH	2018	2019	2020	2021	2022	TOTAL
JANUARY	17	21	23	11	11	83
FEBRUARY	12	15	14	8	14	63
MARCH	8	12	12	9	6	47
APRIL	13	14	6	9	11	53
MAY	15	11	11	11	17	65
JUNE	10	22	6	7	11	56
JULY	12	14	9	11	12	58
AUGUST	11	15	15	10	12	63
SEPTEMBER	11	9	10	15	17	62
OCTOBER	30	22	22	24	20	118
NOVEMBER	23	17	24	18	26	108
DECEMBER	20	27	17	12	15	91
TOTAL	182	199	169	145	172	867

TURKEY

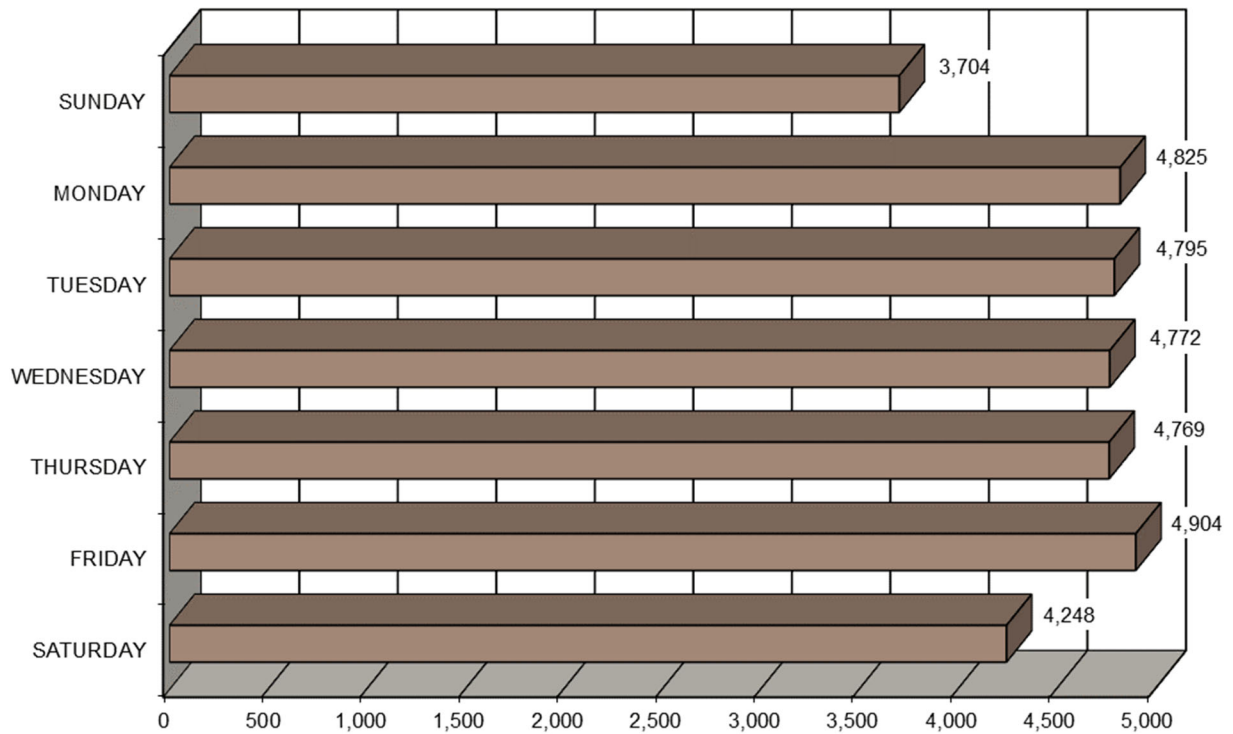
MONTH	2018	2019	2020	2021	2022	TOTAL
JANUARY	0	1	0	4	2	7
FEBRUARY	0	0	1	0	2	3
MARCH	5	4	5	5	7	26
APRIL	18	26	11	17	24	96
MAY	5	12	3	8	11	39
JUNE	1	3	4	5	5	18
JULY	2	2	2	1	2	9
AUGUST	1	3	1	4	1	10
SEPTEMBER	3	0	1	2	4	10
OCTOBER	7	2	1	4	3	17
NOVEMBER	3	0	2	0	1	6
DECEMBER	4	1	1	1	4	11
TOTAL	49	54	32	51	66	252



MAINE HIGHWAY ANIMAL CRASHES

BY DAY OF THE WEEK

2018 - 2022



DAY OF THE WEEK	MOOSE	DEER	BEAR	ALL OTHER ANIMALS	TURKEY	FIVE YEAR TOTAL	PERCENT OF TOTAL
SUNDAY	137	3,414	22	89	42	3,704	11.57%
MONDAY	198	4,438	28	126	35	4,825	15.07%
TUESDAY	170	4,427	21	139	38	4,795	14.98%
WEDNESDAY	206	4,387	23	114	42	4,772	14.90%
THURSDAY	195	4,388	24	124	38	4,769	14.90%
FRIDAY	207	4,532	24	116	25	4,904	15.32%
SATURDAY	169	3,862	26	159	32	4,248	13.27%
FIVE YEAR TOTAL	1,282	29,448	168	867	252	32,017	100.00%



MAINE HIGHWAY ANIMAL CRASHES BY TIME OF DAY 2018 - 2022

DEER

TIME	2018	2019	2020	2021	2022	TOTAL
12:00 A	191	156	131	163	169	810
1:00	111	101	93	102	117	524
2:00	106	84	104	105	114	513
3:00	130	114	124	150	130	648
4:00	237	204	257	258	279	1,235
5:00	363	341	359	427	445	1,935
6:00	443	394	485	489	531	2,342
7:00	271	259	274	292	329	1,425
8:00	136	169	170	166	174	815
9:00	106	106	126	115	147	600
10:00	87	111	75	93	119	485
11:00	81	88	78	102	100	449
12:00 P	72	89	72	79	122	434
1:00	70	71	55	75	78	349
2:00	62	66	55	81	96	360
3:00	71	81	73	74	94	393
4:00	318	304	284	299	356	1,561
5:00	627	550	538	545	673	2,933
6:00	521	453	501	555	609	2,639
7:00	480	406	415	446	507	2,254
8:00	529	475	380	516	528	2,428
9:00	418	386	300	389	439	1,932
10:00	300	234	212	261	289	1,296
11:00	223	226	184	221	234	1,088
TOTAL	5,953	5,468	5,345	6,003	6,679	29,448

MOOSE

TIME	2018	2019	2020	2021	2022	TOTAL
12:00 A	9	11	4	10	12	46
1:00	4	7	6	8	9	34
2:00	7	5	10	12	7	41
3:00	8	4	15	9	5	41
4:00	9	12	11	24	17	73
5:00	8	13	16	22	6	65
6:00	8	5	12	10	3	38
7:00	3	10	3	5	4	25
8:00	1	3	4	8	4	20
9:00	4	1	2	3	1	11
10:00	3	1	1	2	2	9
11:00	3	3	2	5	2	15
12:00 P	2	1	1	3	2	9
1:00	2	0	1	2	3	8
2:00	2	2	1	5	1	11
3:00	4	2	3	2	2	13
4:00	5	9	6	7	0	27
5:00	7	7	8	8	12	42
6:00	8	20	15	16	14	73
7:00	20	13	21	12	16	82
8:00	36	37	27	31	31	162
9:00	51	52	39	58	36	236
10:00	32	26	31	19	14	122
11:00	20	12	20	12	15	79
TOTAL	256	256	259	293	218	1,282

TURKEY

TIME	2018	2019	2020	2021	2022	TOTAL
12:00 A	0	0	0	0	0	0
1:00	0	0	0	0	0	0
2:00	0	0	0	0	0	0
3:00	0	1	0	0	0	1
4:00	0	0	0	0	0	0
5:00	0	0	2	1	1	4
6:00	2	5	2	2	3	14
7:00	10	2	5	4	8	29
8:00	9	5	4	5	6	29
9:00	3	1	0	2	7	13
10:00	0	2	1	5	2	10
11:00	5	3	2	6	2	18
12:00 P	2	6	3	1	8	20
1:00	3	3	1	4	5	16
2:00	2	5	1	3	2	13
3:00	3	5	4	1	7	20
4:00	2	3	1	4	7	17
5:00	4	5	3	5	5	22
6:00	3	4	2	5	2	16
7:00	0	2	0	3	1	6
8:00	0	2	1	0	0	3
9:00	0	0	0	0	0	0
10:00	0	0	0	0	0	0
11:00	1	0	0	0	0	1
TOTAL	49	54	32	51	66	252

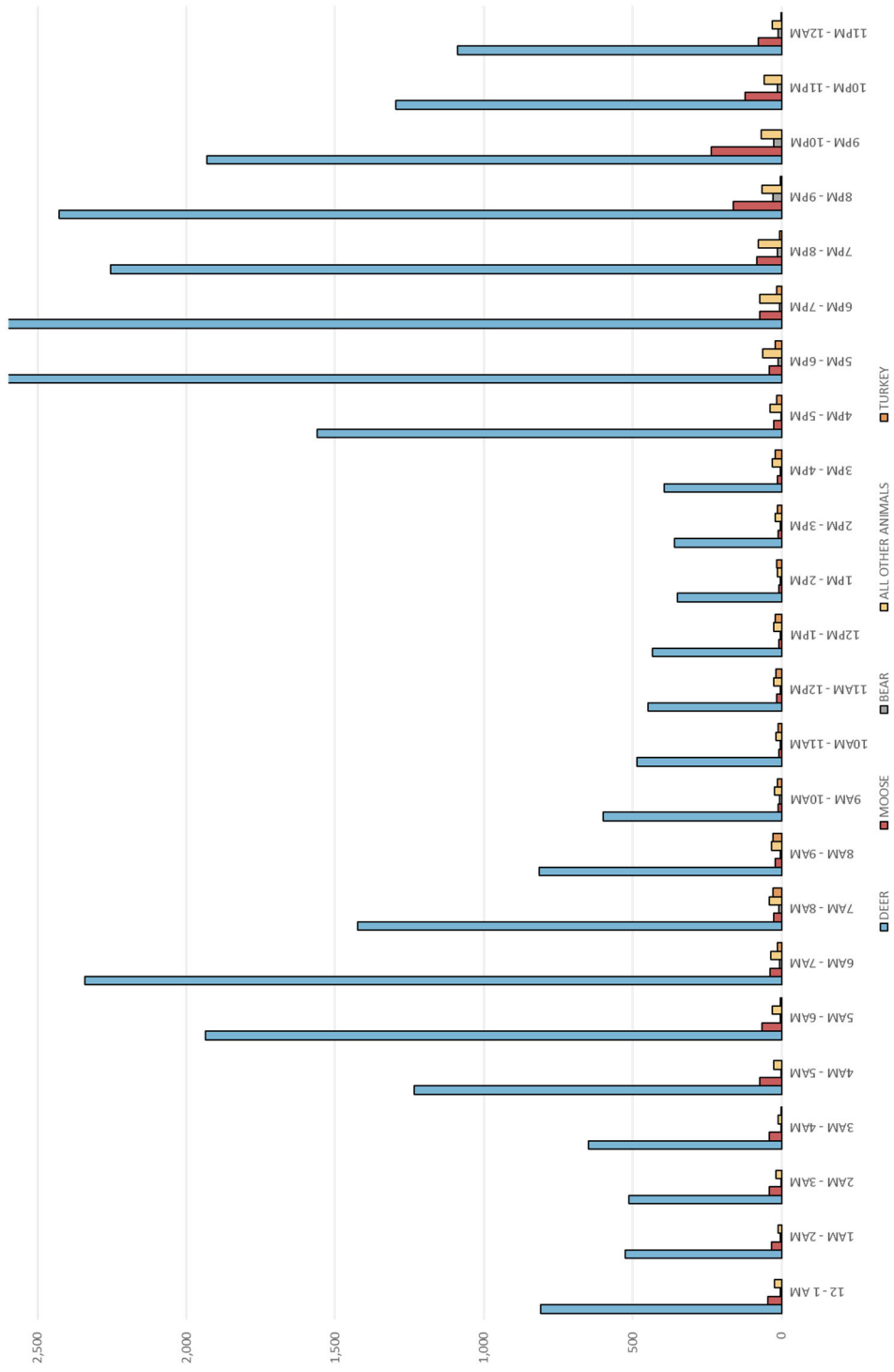
BEAR

TIME	2018	2019	2020	2021	2022	TOTAL
12:00 A	2	0	0	1	0	3
1:00	0	0	0	1	2	3
2:00	1	0	0	0	0	1
3:00	0	1	0	1	0	2
4:00	0	0	1	0	0	1
5:00	2	0	1	1	0	4
6:00	1	4	0	0	1	6
7:00	2	1	1	2	2	8
8:00	0	2	0	0	1	3
9:00	1	2	1	2	0	6
10:00	0	0	2	0	2	4
11:00	0	1	1	1	0	3
12:00 P	0	0	1	1	1	3
1:00	0	1	0	0	2	3
2:00	1	2	0	0	0	3
3:00	1	0	1	1	1	4
4:00	0	0	1	1	0	2
5:00	1	4	0	3	2	10
6:00	1	1	1	1	3	7
7:00	1	3	2	2	6	14
8:00	5	7	4	6	6	28
9:00	7	6	5	4	5	27
10:00	1	2	6	1	3	13
11:00	1	1	2	1	5	10
TOTAL	28	38	30	30	42	168

ALL OTHER ANIMALS

TIME	2018	2019	2020	2021	2022	TOTAL
12:00 A	8	5	4	0	6	23
1:00	4	2	2	1	3	12
2:00	4	4	4	2	4	18
3:00	0	2	5	2	2	11
4:00	4	6	6	3	8	27
5:00	6	4	4	9	8	31
6:00	12	8	7	3	7	37
7:00	9	9	7	8	7	40
8:00	6	8	5	7	7	33
9:00	4	9	1	6	3	23
10:00	1	4	5	4	4	18
11:00	4	9	1	6	5	25
12:00 P	2	4	5	7	7	25
1:00	3	2	1	3	5	14
2:00	4	7	3	3	5	22
3:00	6	6	8	4	8	32
4:00	6	11	8	5	9	39
5:00	20	11	6	11	15	63
6:00	13	17	19	12	11	72
7:00	16	22	16	13	12	79
8:00	17	7	17	20	5	66
9:00	14	20	13	7	14	68
10:00	9	13	15	9	11	57
11:00	10	9	7	0	6	32
TOTAL	182	199	169	145	172	867

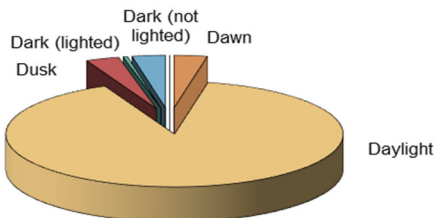
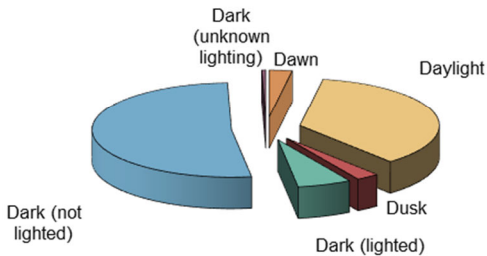
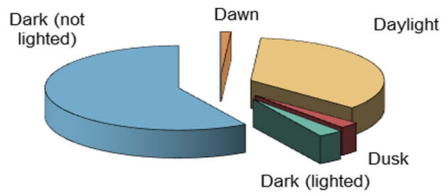
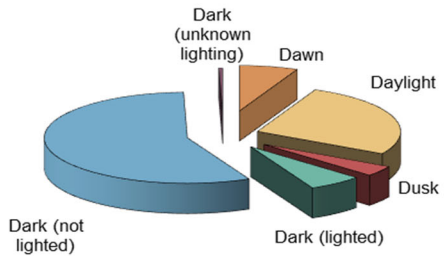
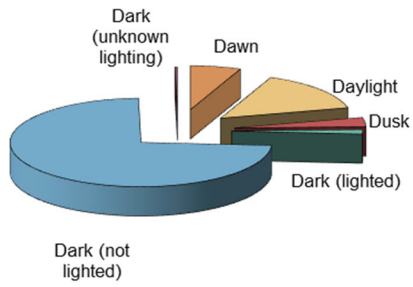
MAINE HIGHWAY ANIMAL CRASHES BY TIME OF DAY 2018 - 2022



MAINE HIGHWAY ANIMAL CRASHES

BY LIGHT CONDITION

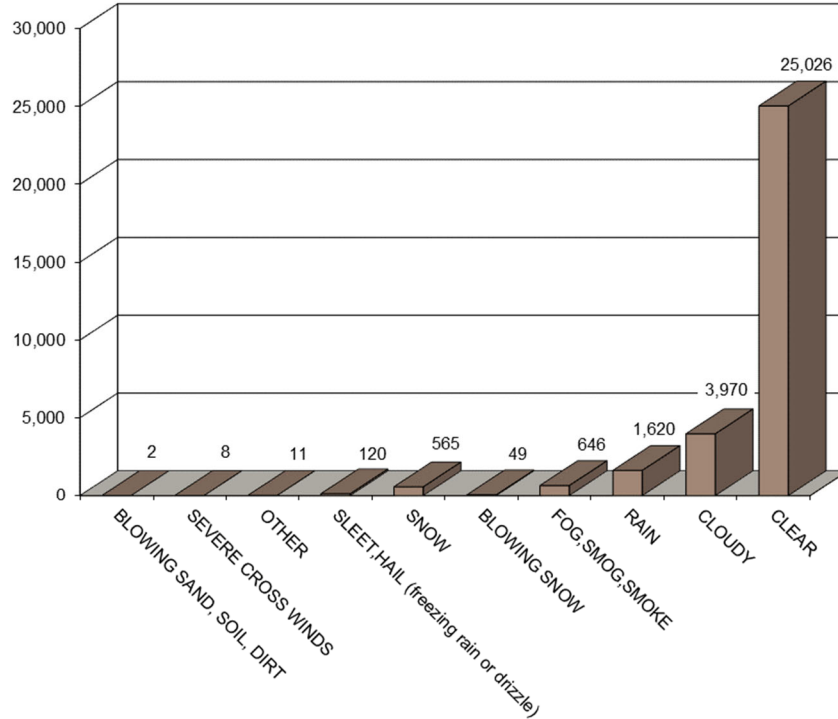
2018 - 2022



MOOSE	2018	2019	2020	2021	2022	TOTAL
Dawn	11	10	22	27	10	80
Daylight	36	41	36	51	27	191
Dusk	7	10	9	11	6	43
Dark (lighted)	1	5	2	7	5	20
Dark (not lighted)	200	190	187	194	170	941
Dark (unknown lighting)	1	0	2	1	0	4
Unknown	0	0	1	2	0	3
TOTALS	256	256	259	293	218	1,282
DEER	2018	2019	2020	2021	2022	TOTAL
Dawn	373	356	365	406	446	1,946
Daylight	1,415	1,524	1,458	1,584	1,835	7,816
Dusk	222	184	200	235	245	1,086
Dark (lighted)	368	368	313	332	406	1,787
Dark (not lighted)	3,546	3,019	2,978	3,416	3,716	16,675
Dark (unknown lighting)	26	14	29	28	29	126
Unknown	3	3	2	2	2	12
TOTALS	5,953	5,468	5,345	6,003	6,679	29,448
BEAR	2018	2019	2020	2021	2022	TOTAL
Dawn	2	0	0	0	0	2
Daylight	7	17	11	12	12	59
Dusk	0	1	1	0	2	4
Dark (lighted)	2	0	2	1	0	5
Dark (not lighted)	17	20	16	17	28	98
Dark (unknown lighting)	0	0	0	0	0	0
Unknown	0	0	0	0	0	0
TOTALS	28	38	30	30	42	168
ALL OTHER ANIMALS	2018	2019	2020	2021	2022	TOTAL
Dawn	7	7	3	2	4	23
Daylight	61	74	47	60	71	313
Dusk	3	7	3	5	5	23
Dark (lighted)	12	14	13	4	11	54
Dark (not lighted)	99	95	101	74	80	449
Dark (unknown lighting)	0	2	2	0	0	4
Unknown	0	0	0	0	1	1
TOTALS	182	199	169	145	172	867
TURKEY	2018	2019	2020	2021	2022	TOTAL
Dawn	1	1	4	1	1	8
Daylight	44	46	28	44	64	226
Dusk	2	3	0	3	0	8
Dark (lighted)	1	0	0	0	0	1
Dark (not lighted)	1	4	0	2	1	8
Dark (unknown lighting)	0	0	0	0	0	0
Unknown	0	0	0	1	0	1
TOTALS	49	54	32	51	66	252



MAINE HIGHWAY ANIMAL CRASHES BY WEATHER CONDITIONS 2018 - 2022



WEATHER CONDITIONS	MOOSE	DEER	BEAR	ALL OTHER ANIMALS	TURKEY	FIVE YEAR TOTAL
BLOWING SAND, SOIL, DIRT	0	2	0	0	0	2
SEVERE CROSS WINDS	0	8	0	0	0	8
OTHER	2	8	0	1	0	11
SLEET, HAIL (freezing rain or drizzle)	2	117	0	1	0	120
SNOW	23	526	0	13	3	565
BLOWING SNOW	3	45	0	1	0	49
FOG, SMOG, SMOKE	34	588	3	18	3	646
RAIN	61	1,483	8	51	17	1,620
CLOUDY	162	3,644	20	101	43	3,970
CLEAR	995	23,027	137	681	186	25,026
TOTAL	1,282	29,448	168	867	252	32,017

