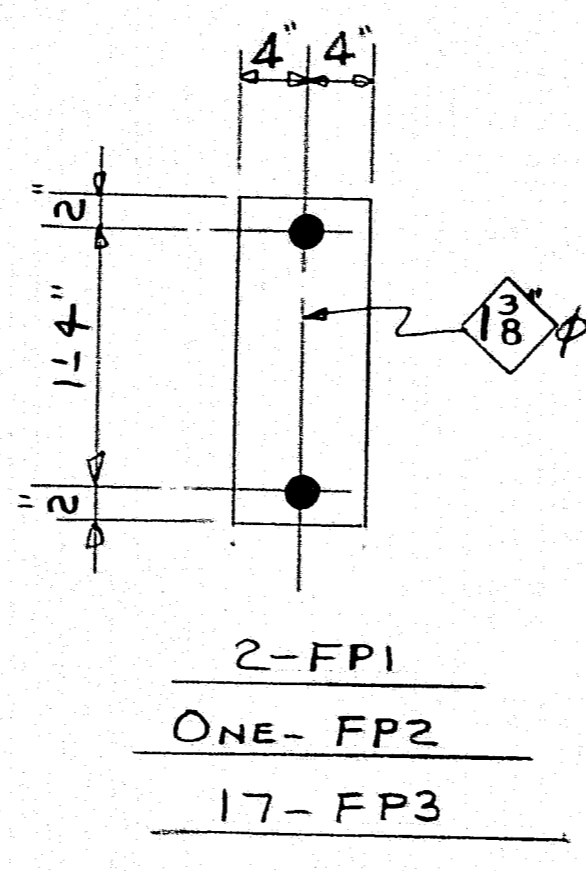


SHIP		BILL OF MATERIAL			DWG. B61-344-54E	
MARK	NO.	MARK	SHAPE	LENGTH	WT.	REMARKS
FP1	2		R-8x $\frac{3}{2}$	18		
FP2	1		R-8x $\frac{3}{2}$	18		
FP3	17		R-8x1	18		




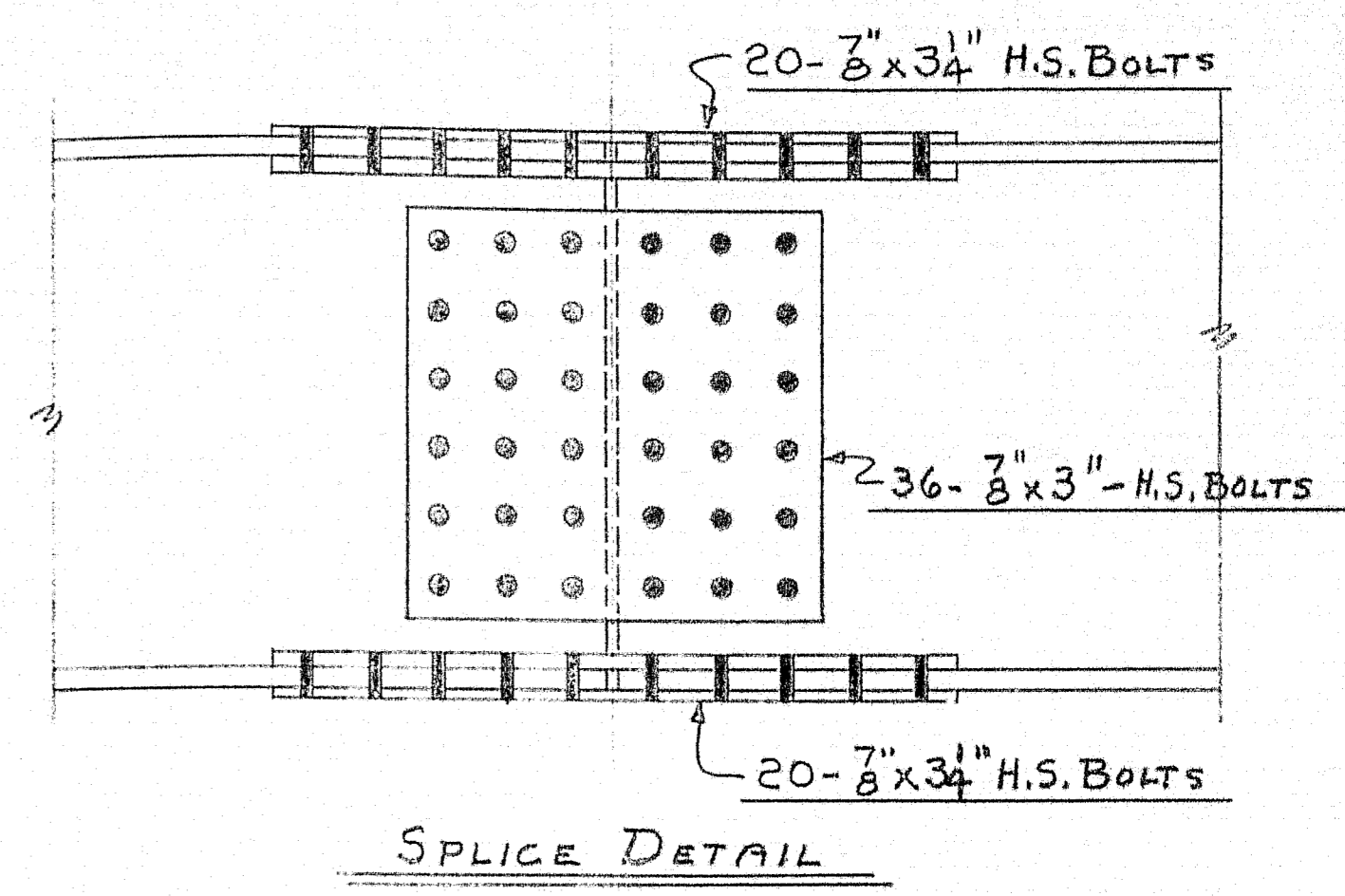
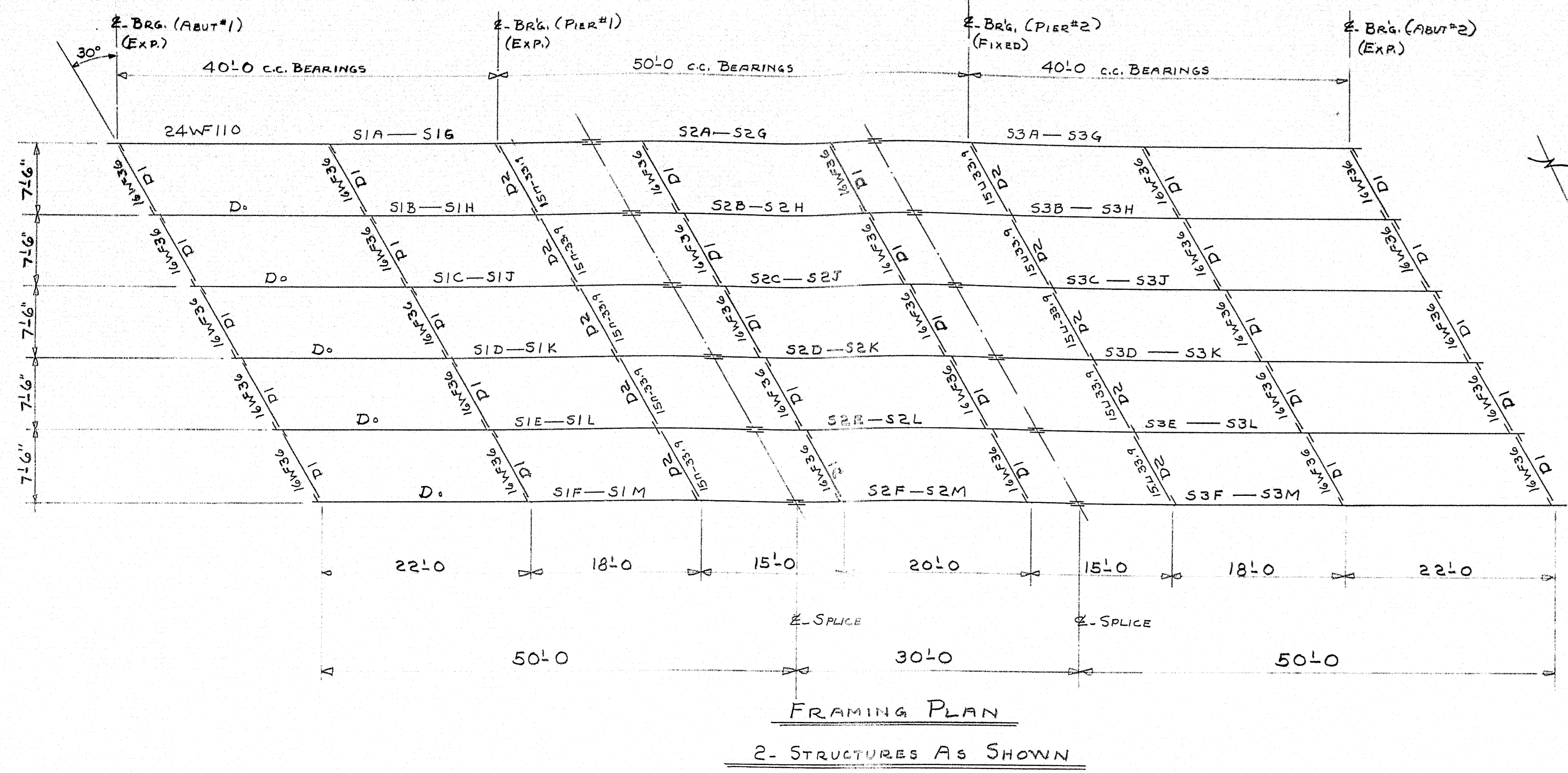
WANTED MON. FEB. 26

- SHOP CONNECTIONS:
- FIELD CONNECTIONS:
- HOLES:
- PAINT: NO PAINT

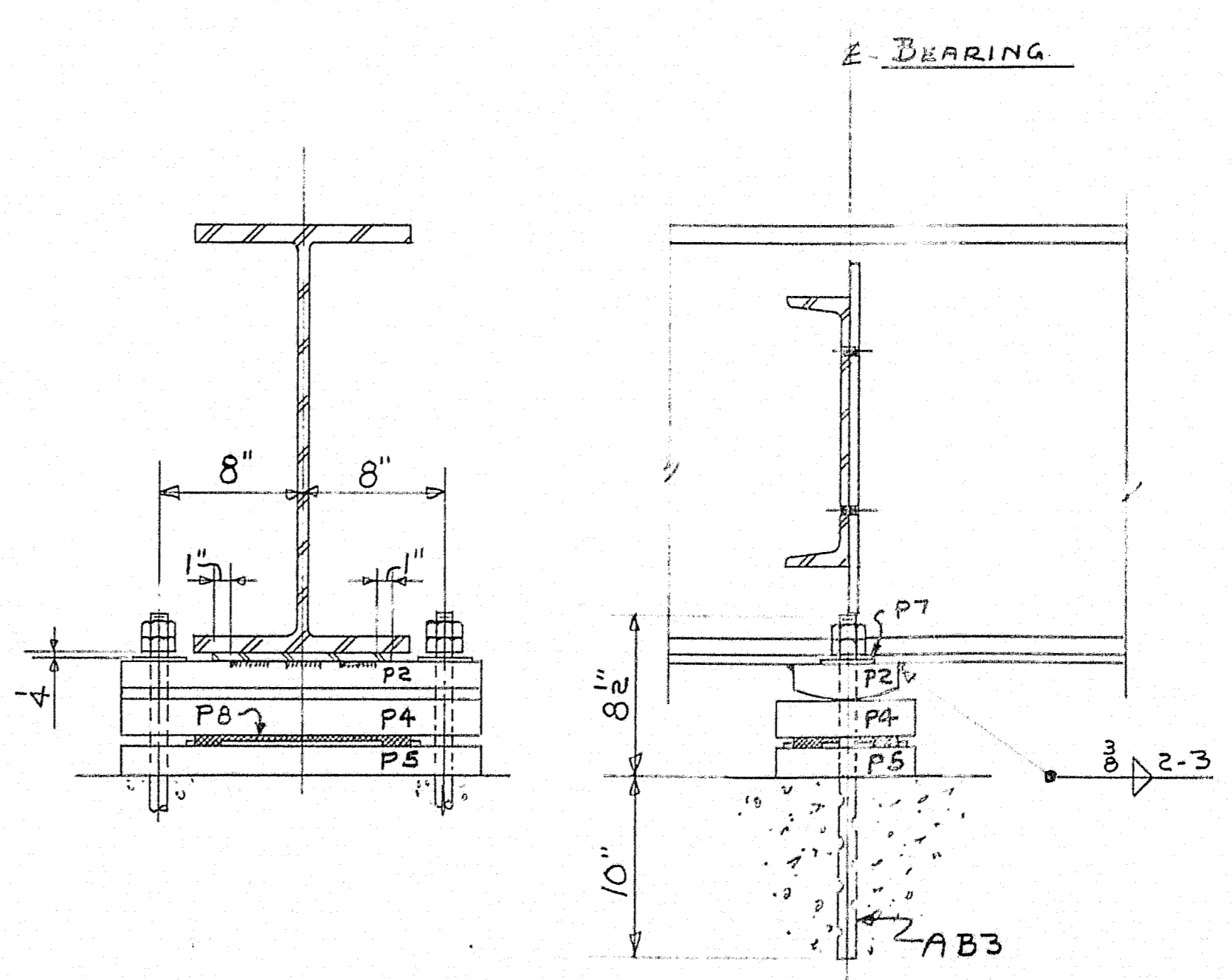
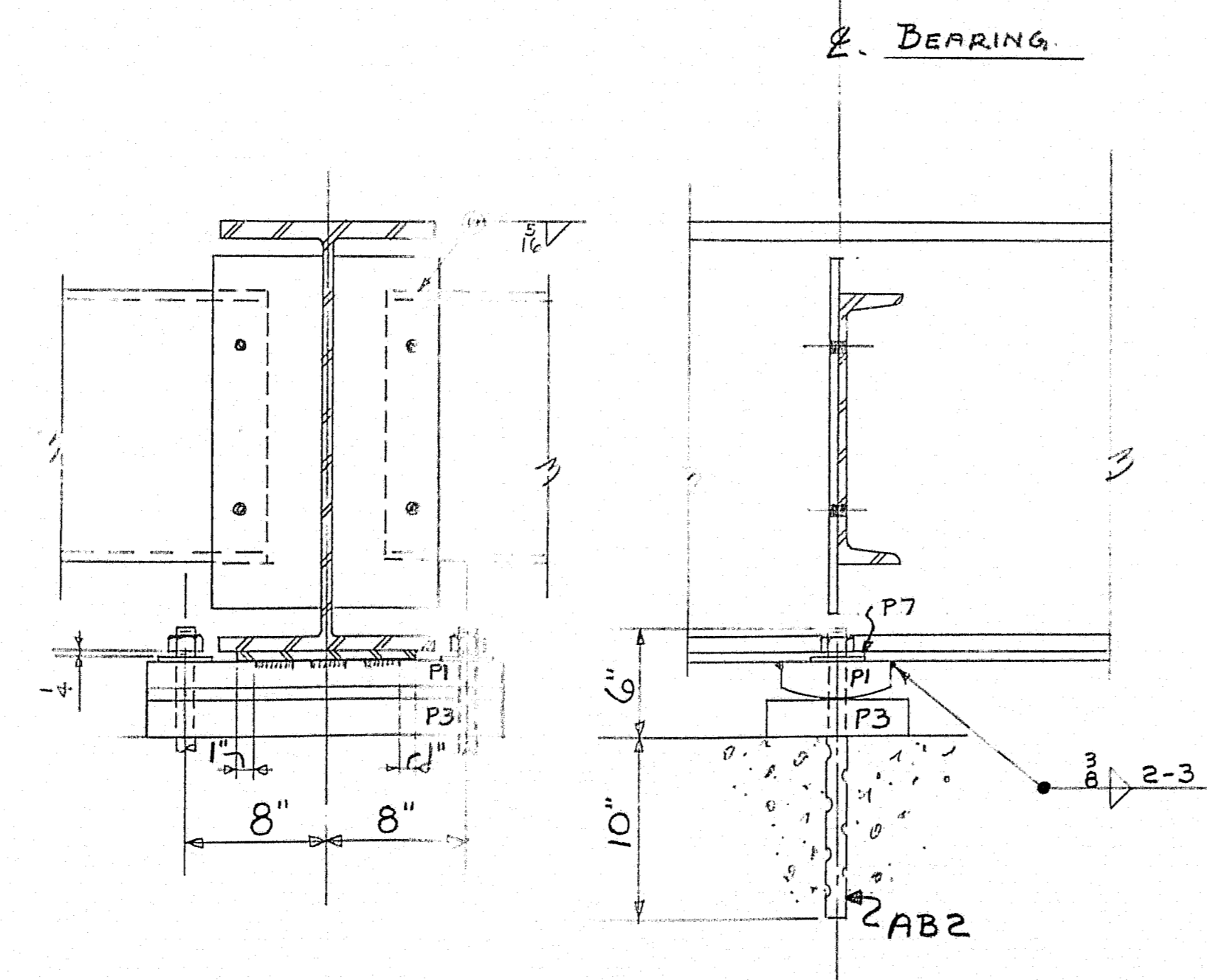
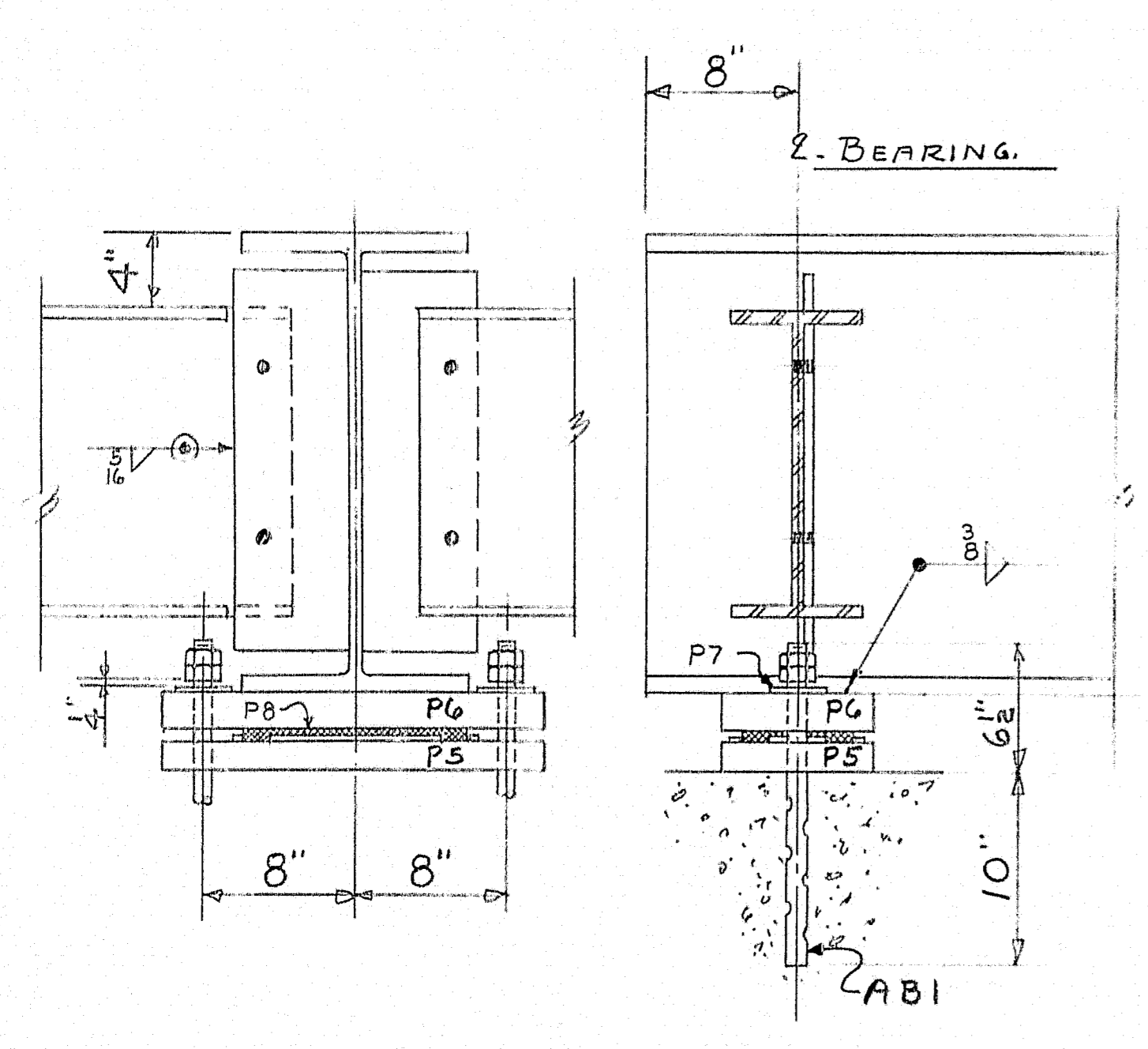
SHIMS FOR EAST BRIDGE			
PRINT ISSUE		<i>Bancroft & Martin Rolling Mills Company</i> Brewer, Maine	
		HAMPDEN BRIDGES HAMPDEN MAINE	
5 SHOP	2-21-62	CUSTOMER <u>A.P. WYMAN INC.</u>	
DRAWN	2-21-62 D.C.	DESIGNER <u>STATE HIGHWAY COMM.</u>	
REVISION		ORDER	DWG. B61-344-54E
VISION			

84-117






NOTE: SUB PUNCH & REAM SPLICES ASSEMBLED
NO PAINT ON SPLICES



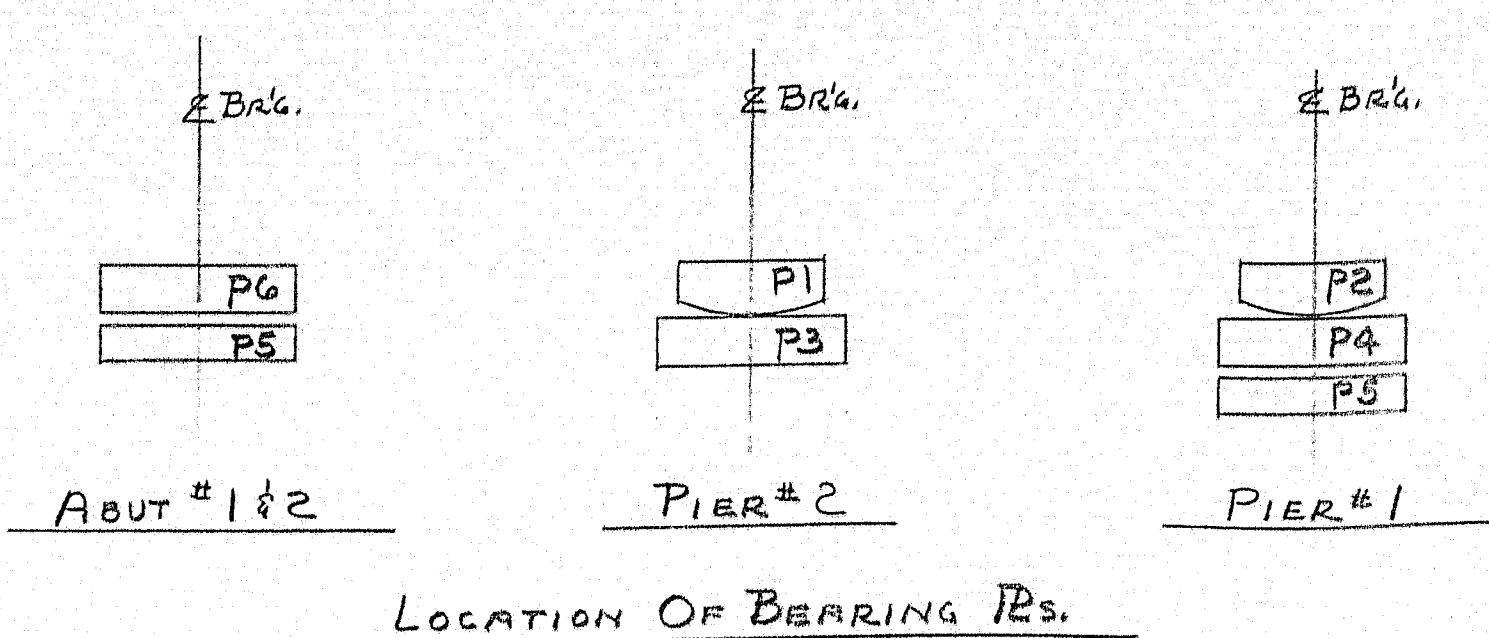
SHOP CONNECTIONS:
FIELD CONNECTIONS:
HOLES:
PAINT:

APP'D AS NOTED 11/6/61

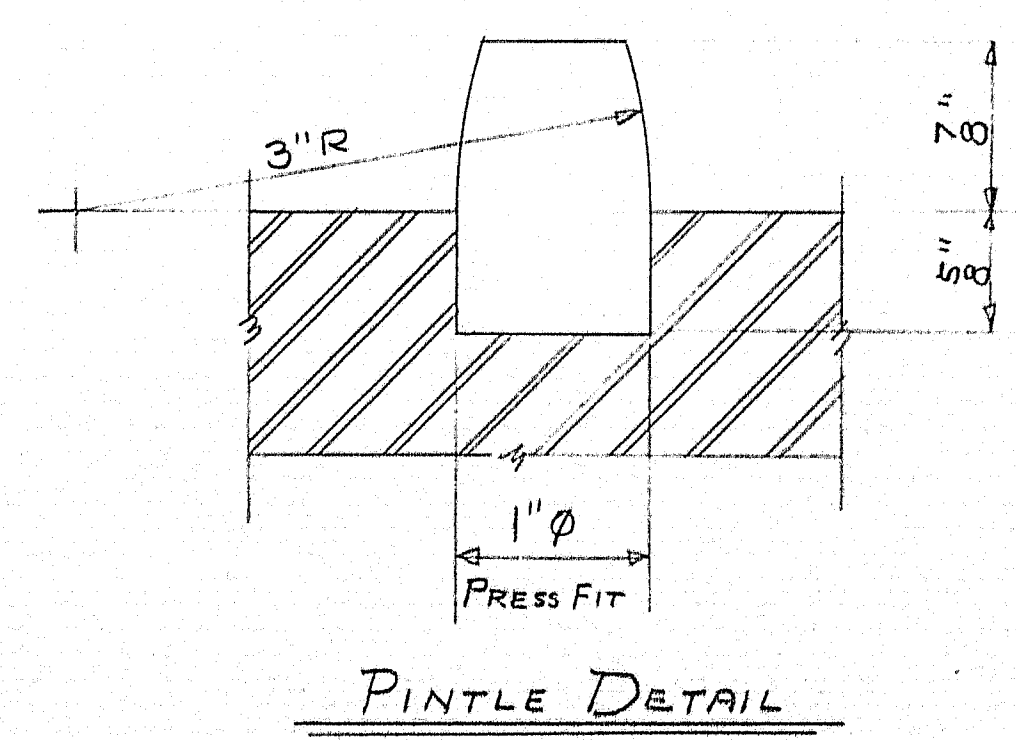
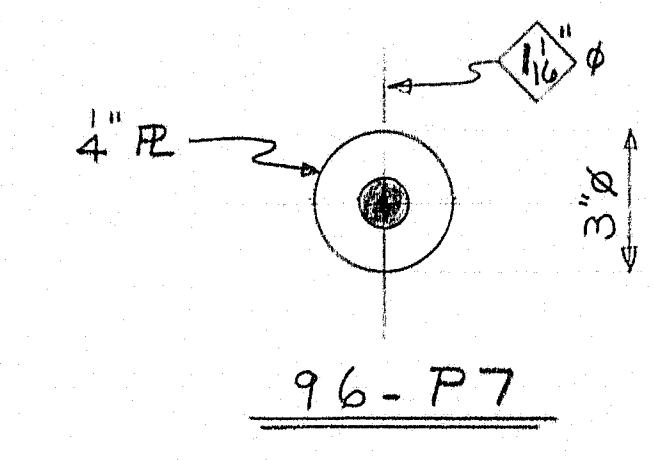
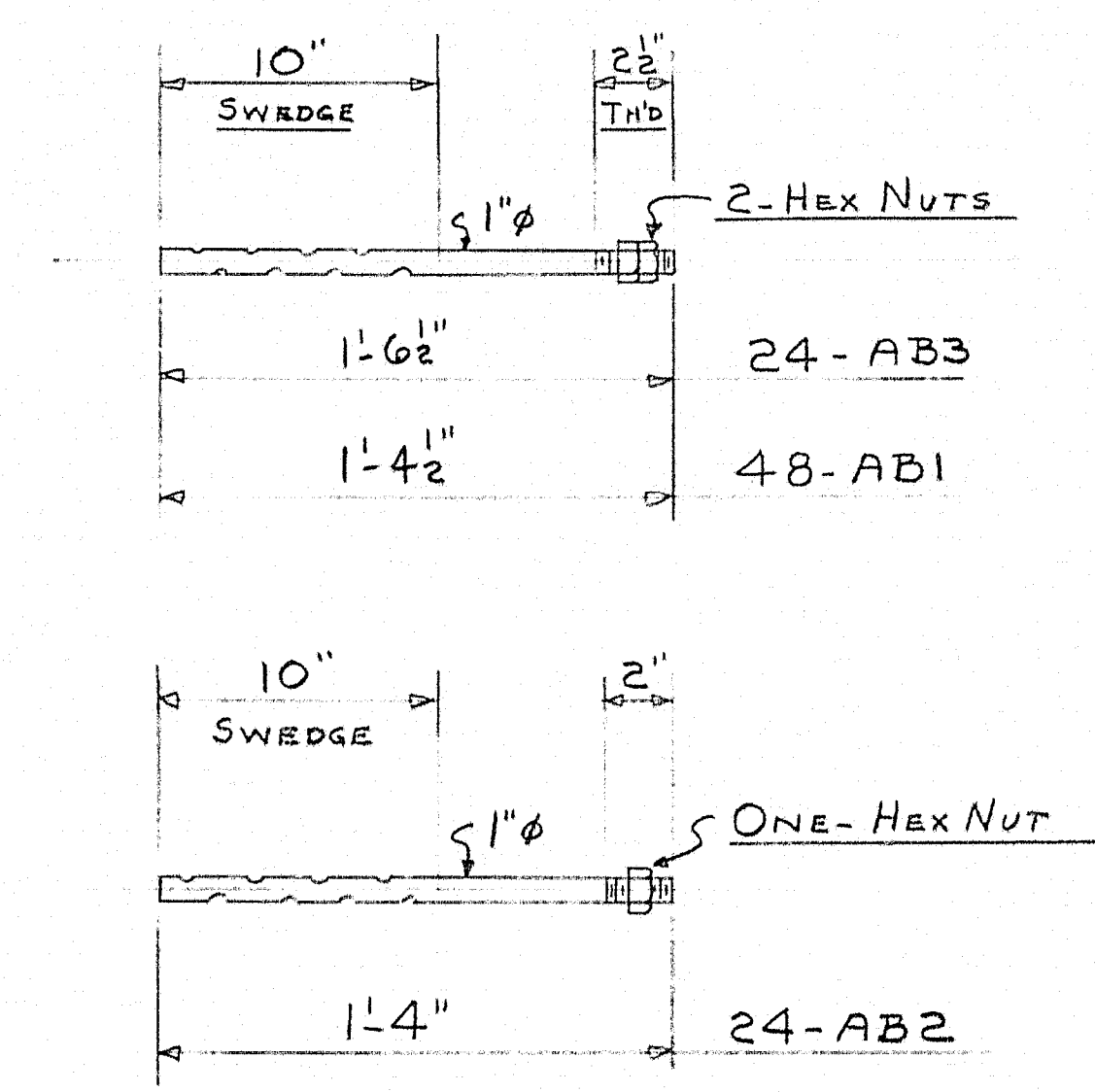
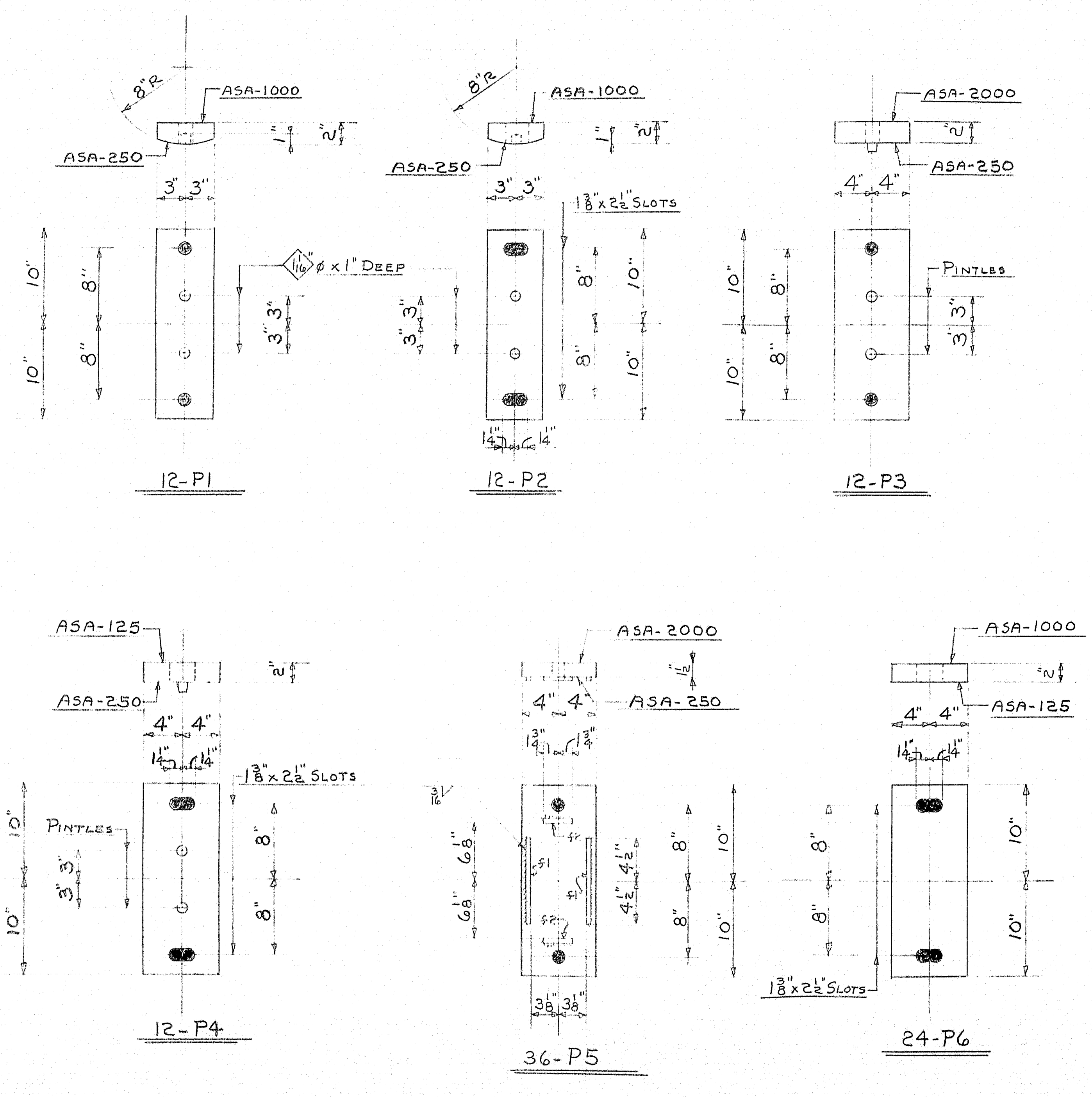
PRINT ISSUE		FRAMING PLAN FOR WEST BRIDGE	
		<i>Ranney & Martin Rolling Mills Company</i> Brewer, Maine	
3	DIST. 11/17/61	PROJECT I-95-7 (14)170	
1	SHOP 11/17/61	INTERSTATE BRIDGES	
2	F/A 10-25-61	HAMDEN MAINE	
	DRAWN 10-17-61 D.C.	CUSTOMER THOMAS DICENZO	
	REVISION	DESIGNER STATE HIGHWAY COMM.	
	REVISION	ORDER VERBAL DWG. B61-344-E1	



84-110



LOCATION OF BEARING PBs.

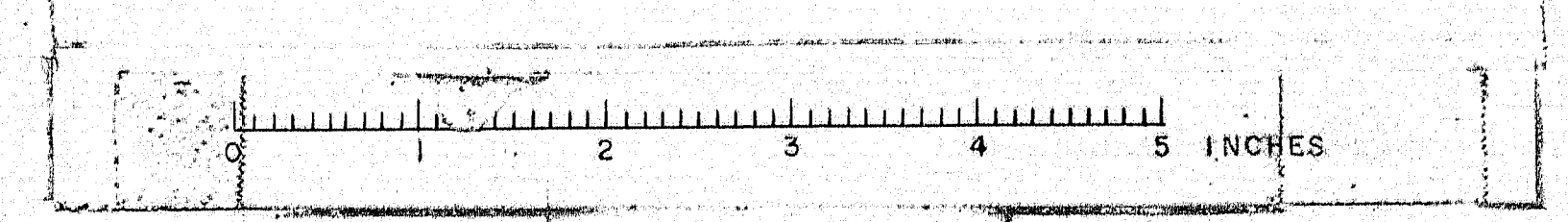


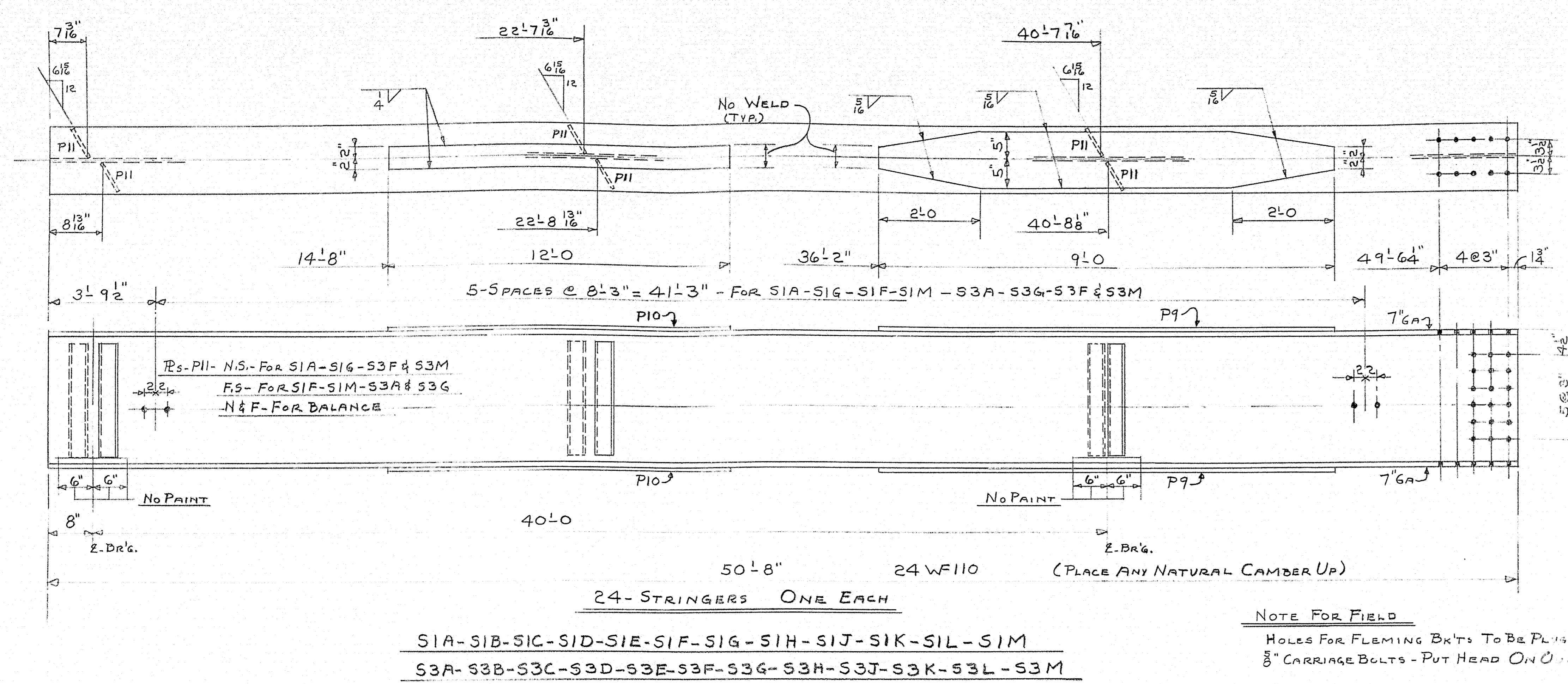
SHIP		BILL OF MATERIAL				DWG. B61-344-S1W
MARK	NO.	MARK	SHAPE	LENGTH	WT.	REMARKS
P1	12		R-6x2	1	8	A7
P2	12		D.	1	8	
P3	12		R-8x2	1	8	
P4	12		D.	1	8	
P6	24		D.	1	8	
P5	36		R-8x1 1/2	1	8	
P7	96		R-3x4	0	3	
	72	f1	BAR 2x4	0	9	
	72	f2	D.	0	3 1/2	
AB1	48		1" φ ROD	1	4 1/2	
AB2	24		D.	1	4	
AB3	24		D.	1	6 1/2	
	48	PINTLE	D.	0	1 1/2	
	168		1" HEX NUTS			SCALE WT.
P8	36		R-6x2	1	0	SELF LOCK BRONZE-REQ. 1324
STRUCT. STEEL IS ITEM 702-103						
BRONZE PB ARE ITEM 703-9						

SHOP CONNECTIONS: WELD
 FIELD CONNECTIONS: D.
 HOLES: 1 3/8" φ UNLESS NOTED
 PAINT: STATE OF MAINE SPEC'S.

BEARING PBs & ANCHOR BOLTS (WEST BRIDGE)	
PRINT ISSUE	<i>Ranocraft & Martin Rolling Mills Company</i> Brewer, Maine
3 DIST. 11/17/61	PROJECT I-95-7 (14) 170
4 Req. 1339 11/17/61	INTERSTATE BRIDGES
2 F/A 10-25-61	HAMPDEN MAINE
DRAWN 10-18-61 D.C.	CUSTOMER THOMAS DICENZO
REVISION	DESIGNER STATE HIGHWAY COMM.
REVISION	ORDER VERBAL
REVISION	DWG. B61-344-S1W

84-119





NOTE FOR FIELD
 HOLES FOR FLEMING BKTS TO BE PLACED WITH
 5/8" CARRIAGE BOLTS - PUT HEAD ON OUTSIDE OF BRIDGE

SHIP		BILL OF MATERIAL				DWG. B61-344-S2W	
MARK	NO.	MARK	SHAPE	LENGTH	WT.	DEDUCT	REMARKS
S1A	1		24WF110	50 8			A373
S1B	1		D.	50 8			
S1C	1		D.	50 8			
S1D	1		D.	50 8			
S1E	1		D.	50 8			
S1F	1		D.	50 8			
S1G	1		D.	50 8			
S1H	1		D.	50 8			
S1J	1		D.	50 8			
S1K	1		D.	50 8			
S1L	1		D.	50 8			
S1M	1		D.	50 8			
S2A	1		D.	29 11 1/2			
S2B	1		D.	29 11 1/2			
S2C	1		D.	29 11 1/2			
S2D	1		D.	29 11 1/2			
S2E	1		D.	29 11 1/2			
S2F	1		D.	29 11 1/2			
S2G	1		D.	29 11 1/2			
S2H	1		D.	29 11 1/2			
S2J	1		D.	29 11 1/2			
S2K	1		D.	29 11 1/2			
S2L	1		D.	29 11 1/2			
S2M	1		D.	29 11 1/2			
S3A	1		D.	50 8			
S3B	1		D.	50 8			
S3C	1		D.	50 8			
S3D	1		D.	50 8			
S3E	1		D.	50 8			
S3F	1		D.	50 8			
S3G	1		D.	50 8			
S3H	1		D.	50 8			
S3J	1		D.	50 8			
S3K	1		D.	50 8			
S3L	1		D.	50 8			
S3M	1		D.	50 8			
48	P9	1E-10 x 3/8		9 0		735#	
72	P10	1E-4 x 1 1/2		12 0			
160	P11	1E-6 x 3/8		1 8		18#	A7
48	P12	1E-18 x 1/8		1 6 1/2			A7
48	P13	1E-12 x 3/8		2 6 1/2			A7
96	P14	1E-4 x 3/8		2 6 1/2			A7
1		5/8" WELD		1074 0		@.166" PER. FT.	
1		1/4" WELD		1776 0		@.106" PER. FT.	

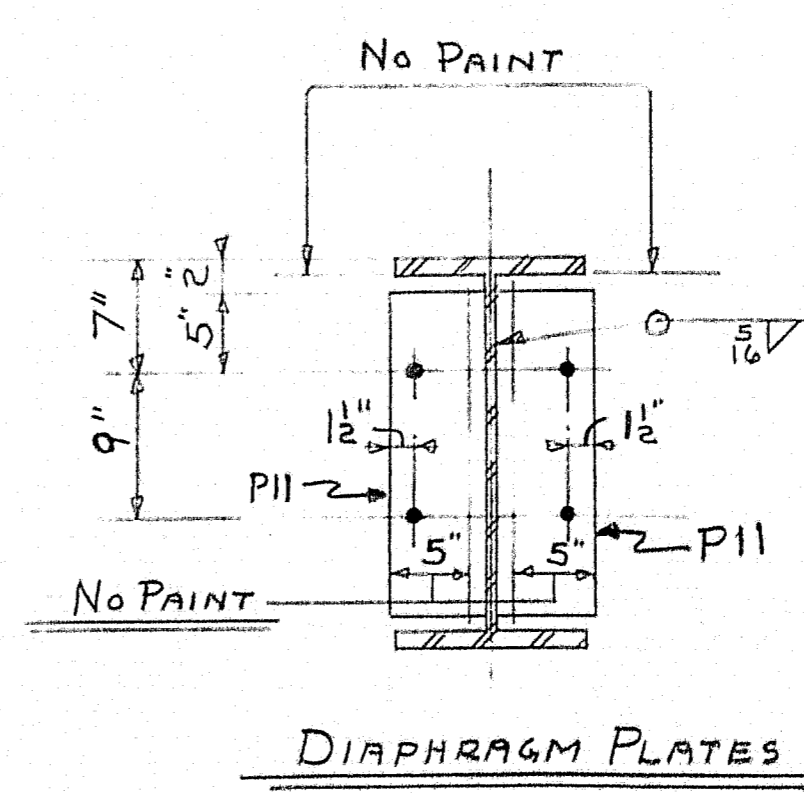
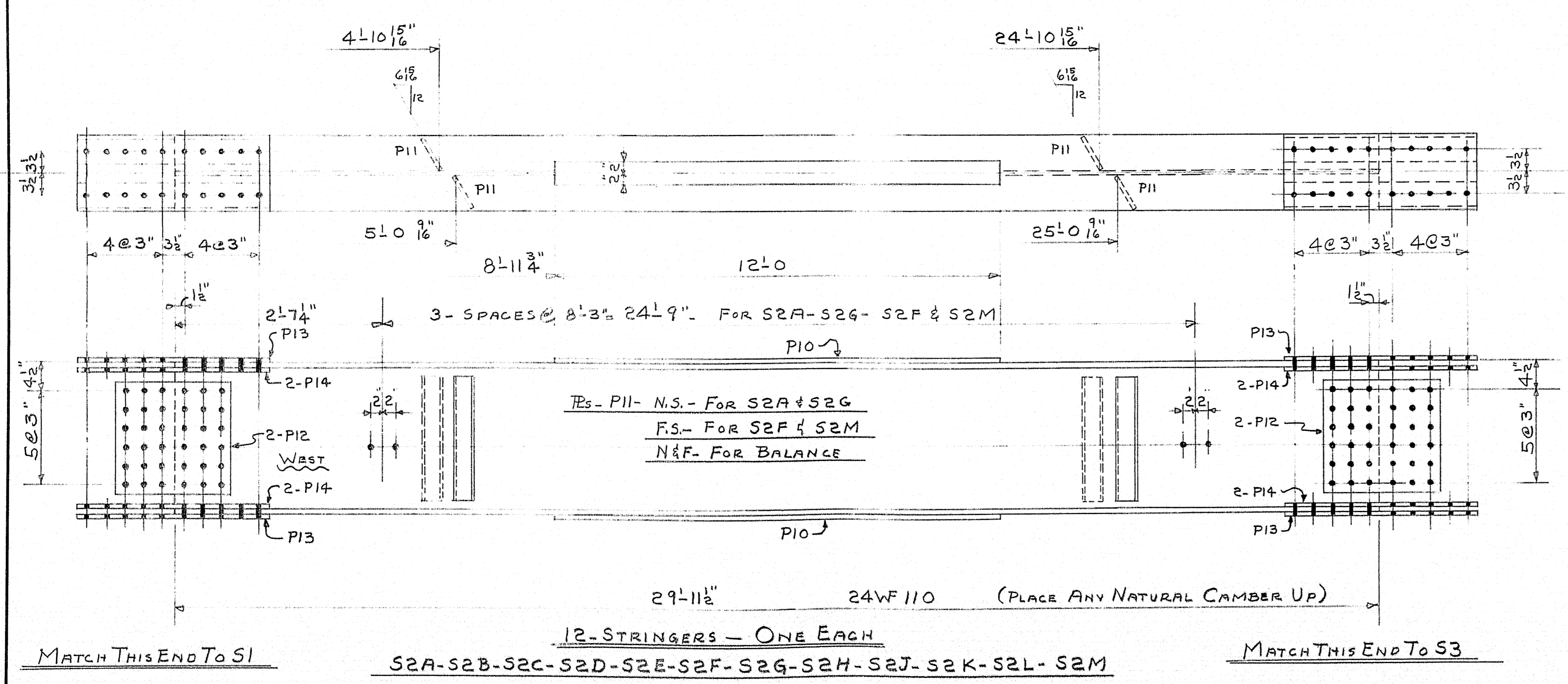
STRUCT. STEEL IS ITEM 702-103

SHOP CONNECTIONS: WELD
 FIELD CONNECTIONS: 7/8 H.S. BOLTS
 HOLES: 1/8" φ
 PAINT: STATE OF MAINE SPEC'S.

APP'D AS NOTED 11/16/61


STRINGERS FOR WEST BRIDGE

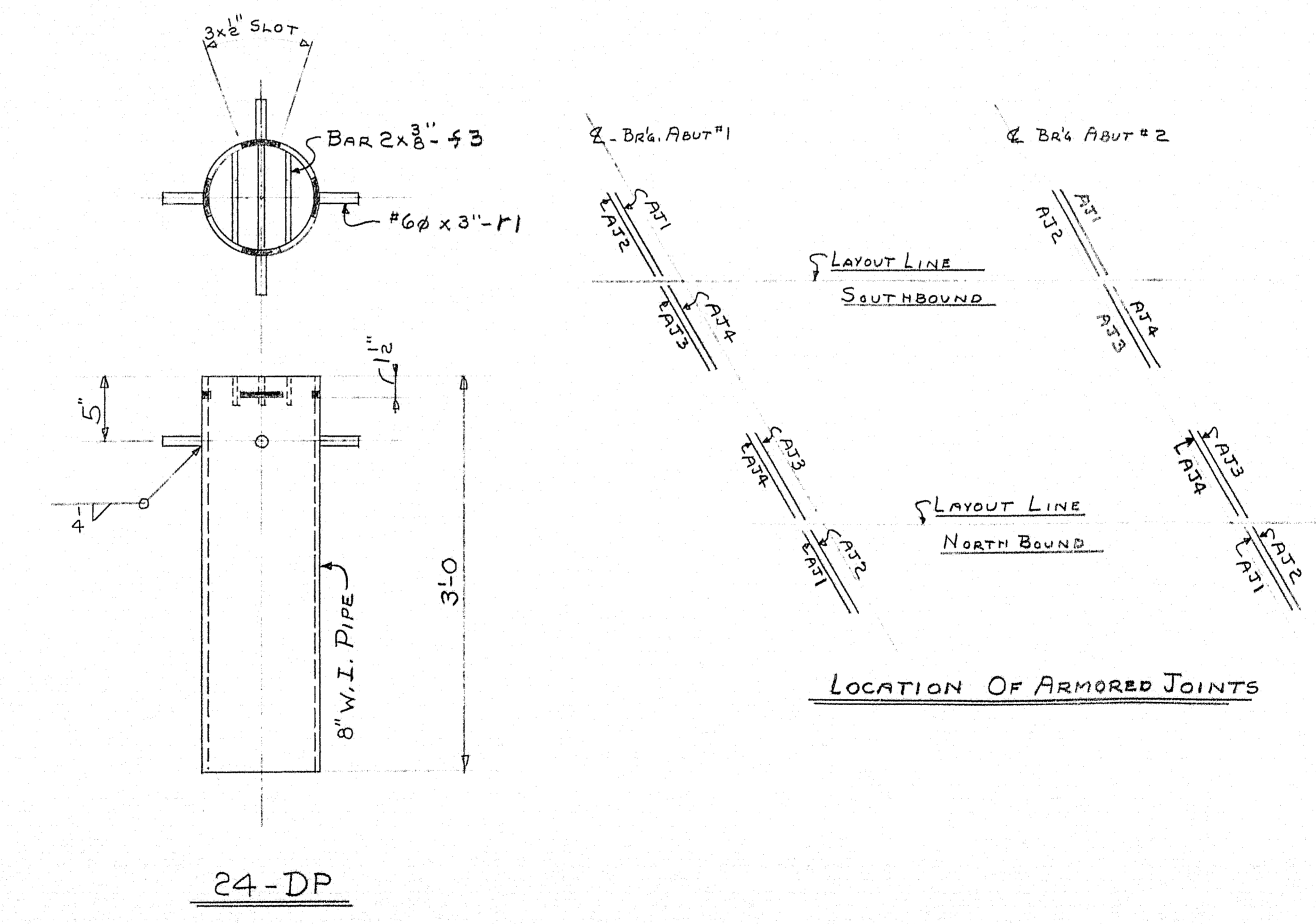
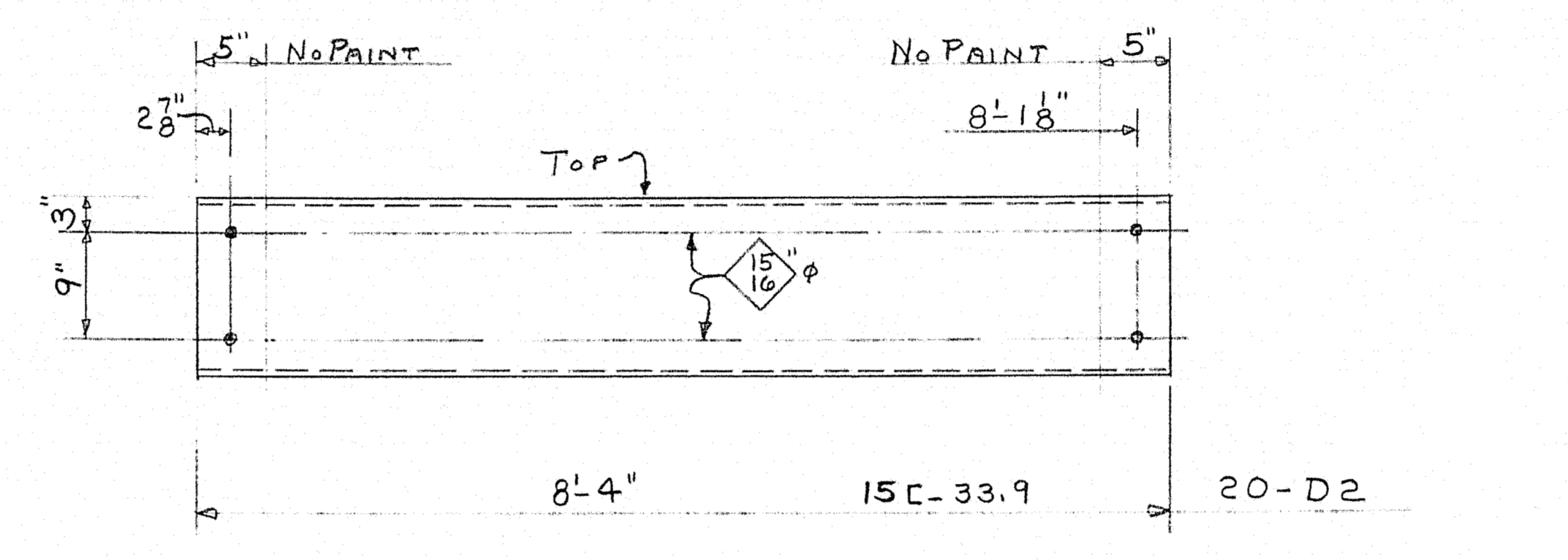
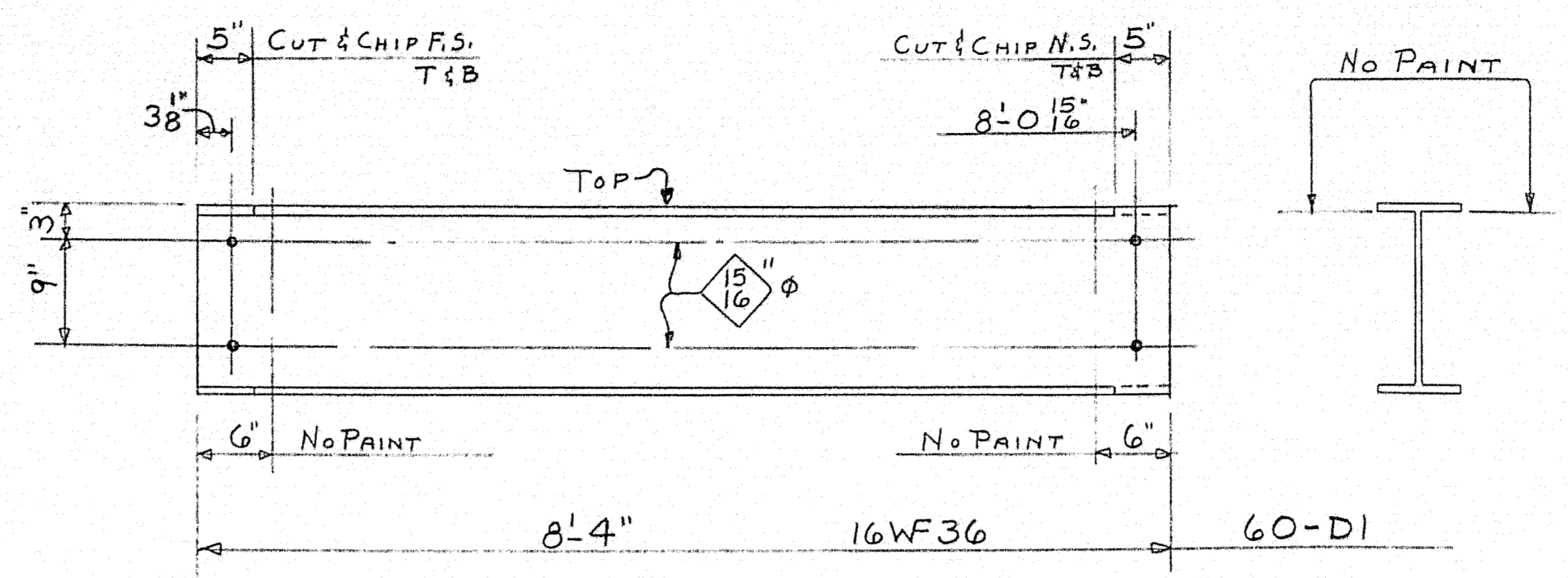
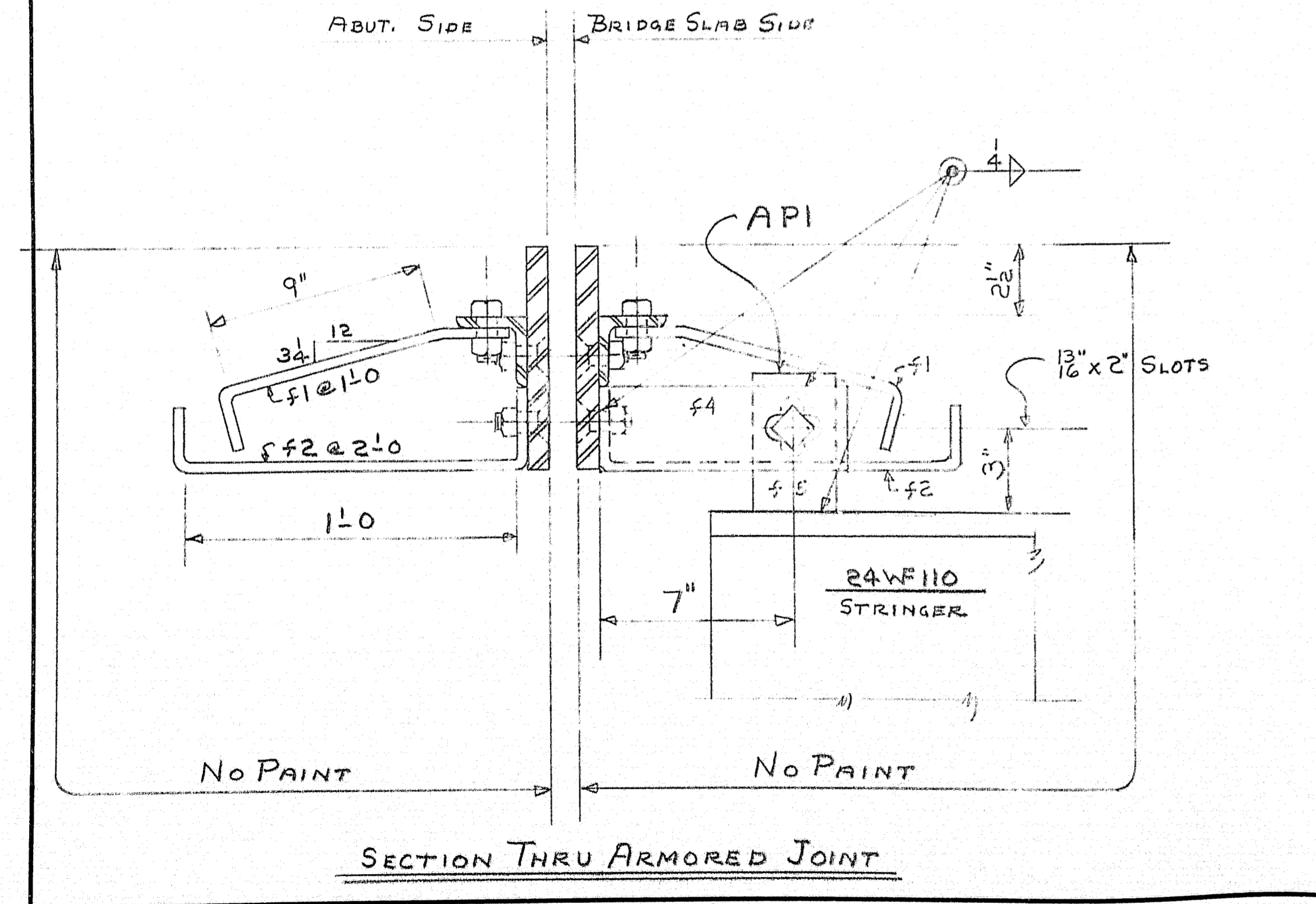
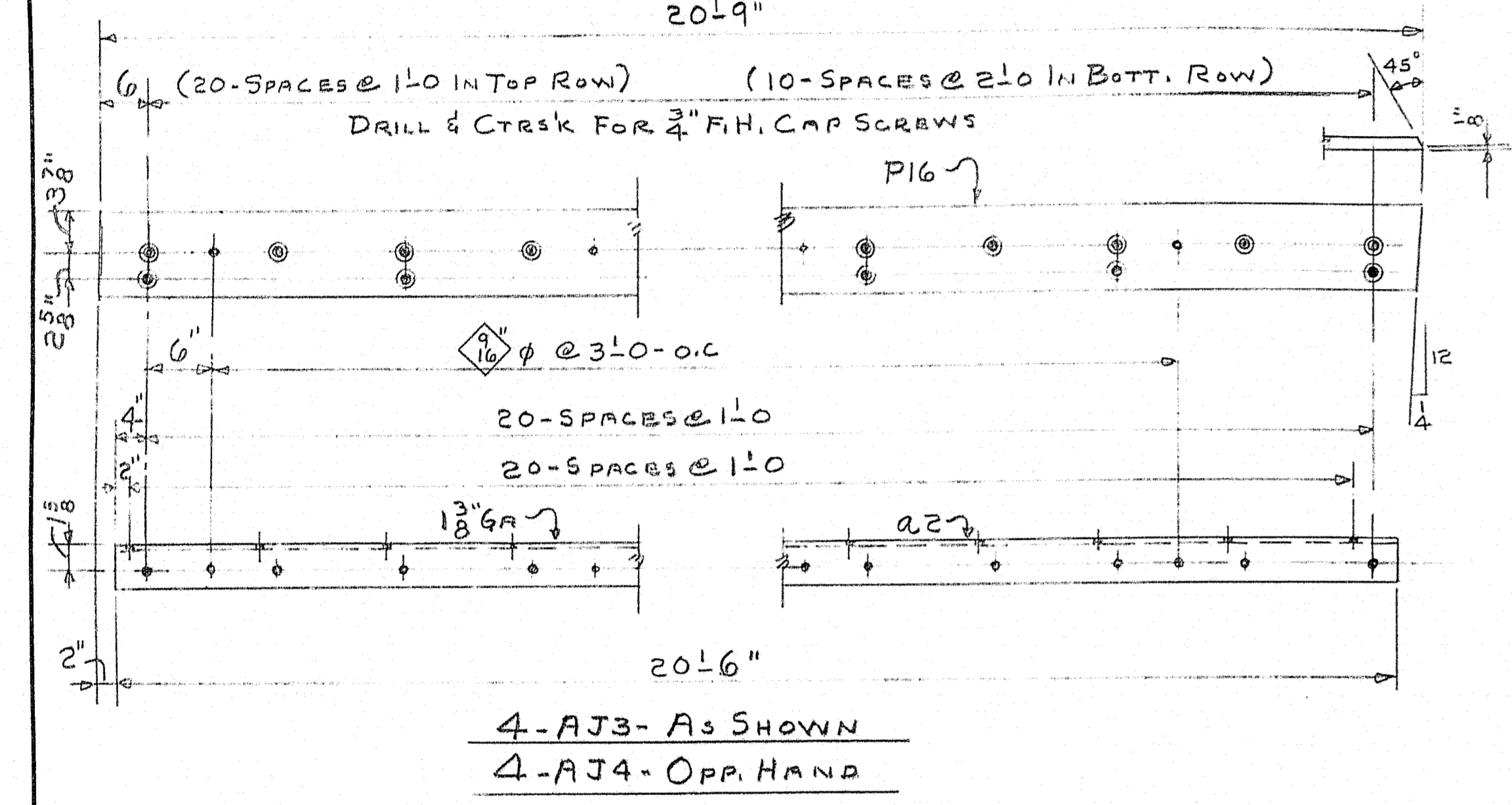
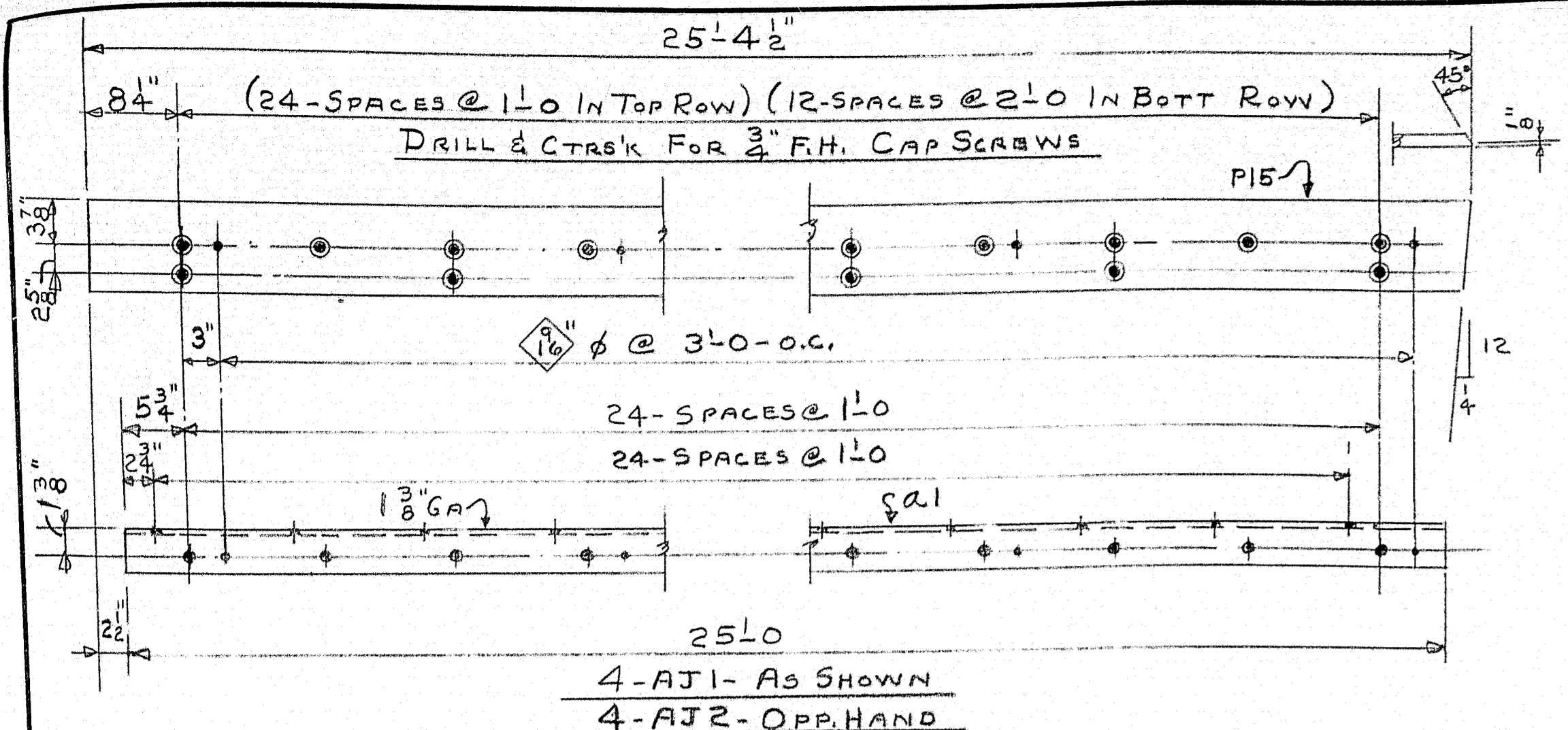
PRINT ISSUE		Bancroft & Martin Rolling Mills Company Brewer, Maine
4 SHOP 11/20/61		
3 DIST 11/17/61		PROJECT I-95-7 (14) 170
4 SHOP 11/17/61		INTERSTATE BRIDGES
2 FIA 10-25-61		HAMPDEN MAINE
DRAWN 10-19-61 D.C.		CUSTOMER THOMAS DICENZO
REVISION		DESIGNER STATE HIGHWAY COMM.
REVISION		ORDER VERBAL DWG. B61-344-S2W
REVISION		



MATCH THIS END TO S1

MATCH THIS END TO S3





SHIP		BILL OF MATERIAL				DWG. 84-344-S3W	
MARK	NO.	MARK	SHAPE	LENGTH	WT.	DEDUCT	REMARKS
AJ1	4		ARMORED JOINT				A7
AJ2	4		Do				
AJ3	4		Do				
AJ4	4		Do				
	4	P15R	12-8 x 3/4	25 4 1/2		2"	
	4	P15L	Do	25 4 1/2		2"	
	4	P16R	Do	20 9		1 1/2"	
	4	P16L	Do	20 9		1 1/2"	
	8	a1	2 1/2 x 2 1/2 x 3/8	25 0		2"	4R
	8	a2	Do	20 6		1 1/2"	4L
	368	f1	BAR 1 1/2 x 3/8	1 1			
	192	f2	Do	1 4 1/2			
API	24		ADJ- RS.				
	24	f4	BAR 3 x 3/8	0 9			
	24	f5	Do	0 5			
D1	60		16WF36	8 4		460*	
D2	20		15C-33.9	8 4		7*	
DP	24		8" W.I. PIPE	3 0			A72
	72	f3	BAR 2 x 3/8	0 8			FIT
	96	r1	1/6" RE-BAR	0 3			
	392	SHOP	3/4" M. BOLT	0 1 1/2			@ 24" PER 100
	560	Do	3/4" F.H. BOLT	0 2			@ 12" D.
FIELD	900		3/8" H.S. BOLT	0 3 1/4			@ 36" PER 100
Do	1000		Do	0 3 1/2			Do
Do	3800		7/8" H.S. WASHERS				
Do	340		3/4" M. BOLTS	0 1 1/2			NOT IN PAY WT.
STRUCT. STEEL IS ITEM 702-103							

SHOP CONNECTIONS: WELD
 FIELD CONNECTIONS: Do
 HOLES: 1 3/8" φ UNLESS NOTED
 PAINT: STATE OF MAINE SPEC'S.

APP'D AS NOTED 11-27-61

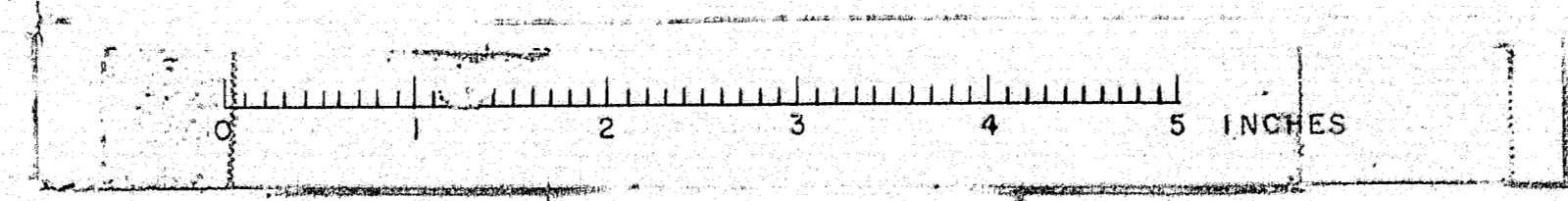
ARMORED JOINTS & DIAPHRAGMS (WEST)		
PRINT ISSUE		
3	DIST.	12/4/61
4	SHOP	12/4/61
3	DIST.	11/17/61
2	FIA	11/17/61
2	FIA	10-25-61
	DRAWN	10/24/61 D.C.
	REVISION	11/17/61 D.C.
	REVISION	12/4/61 D.C.
	REVISION	

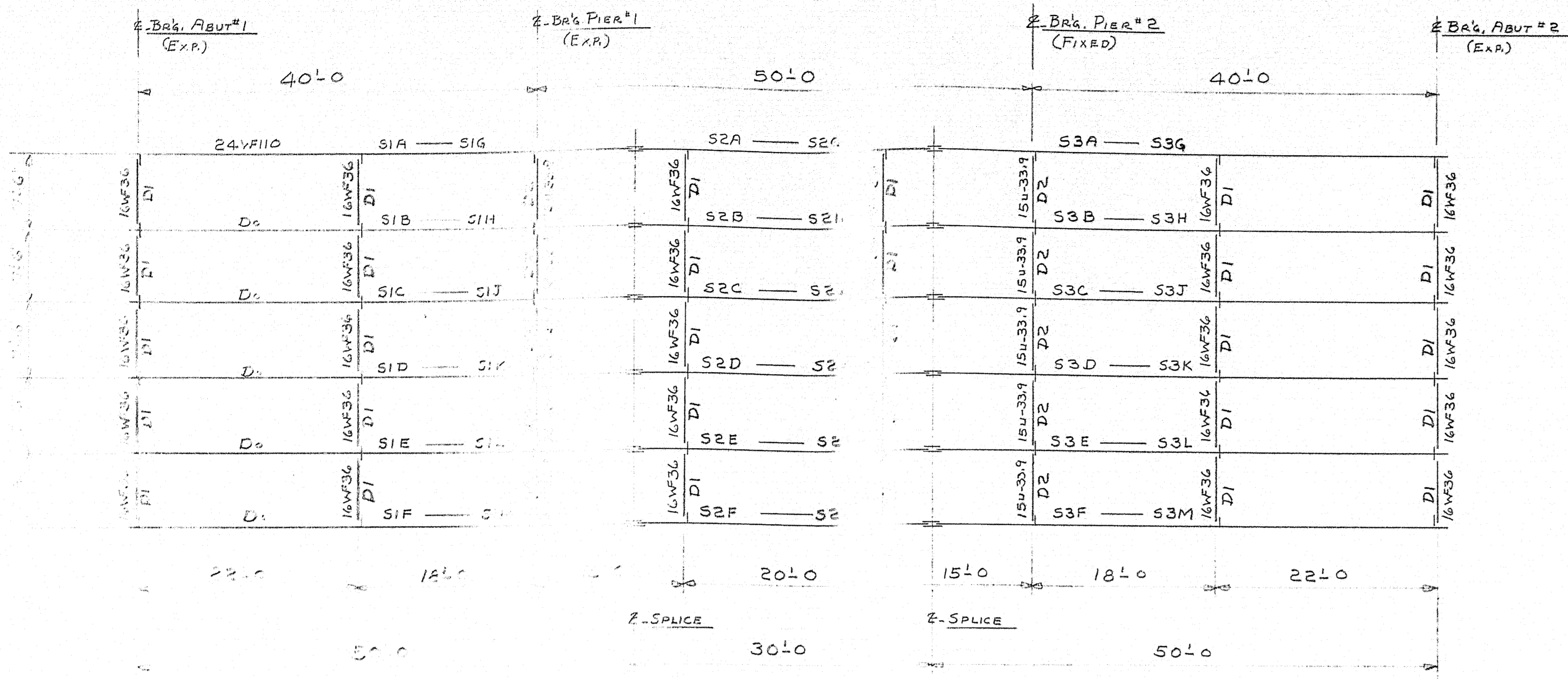
Bancroft & Martin Rolling Mills Company
 Brewer, Maine

PROJECT I-95-7(14) 170
 INTERSTATE BRIDGES
 HAMPDEN MAINE

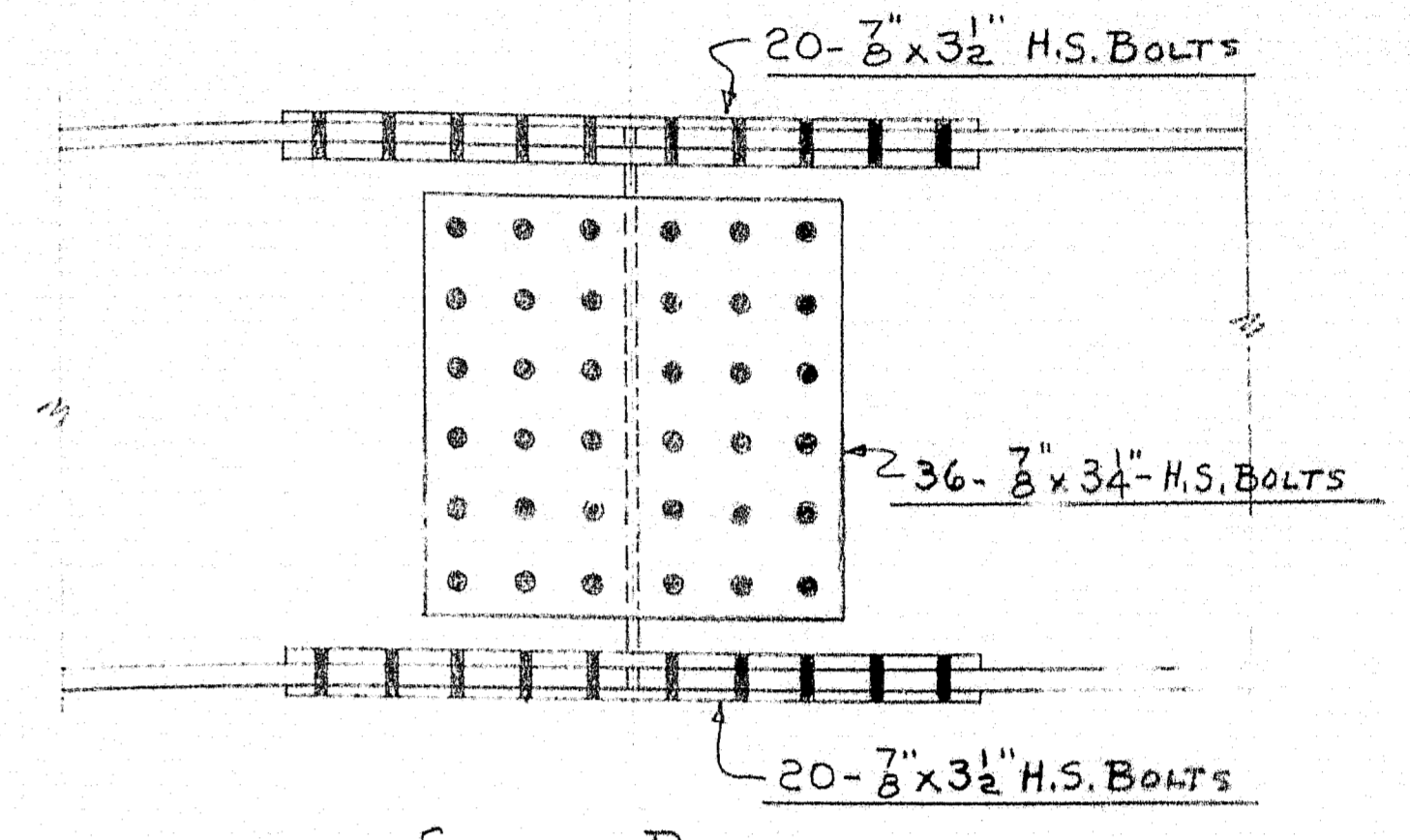
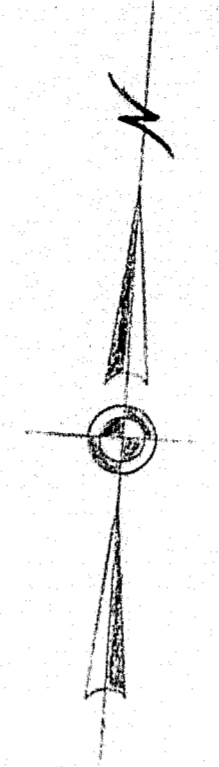
CUSTOMER THOMAS DICENZO
 DESIGNER STATE HIGHWAY COMM.

ORDER VERBAL DWG. 84-344-S3W

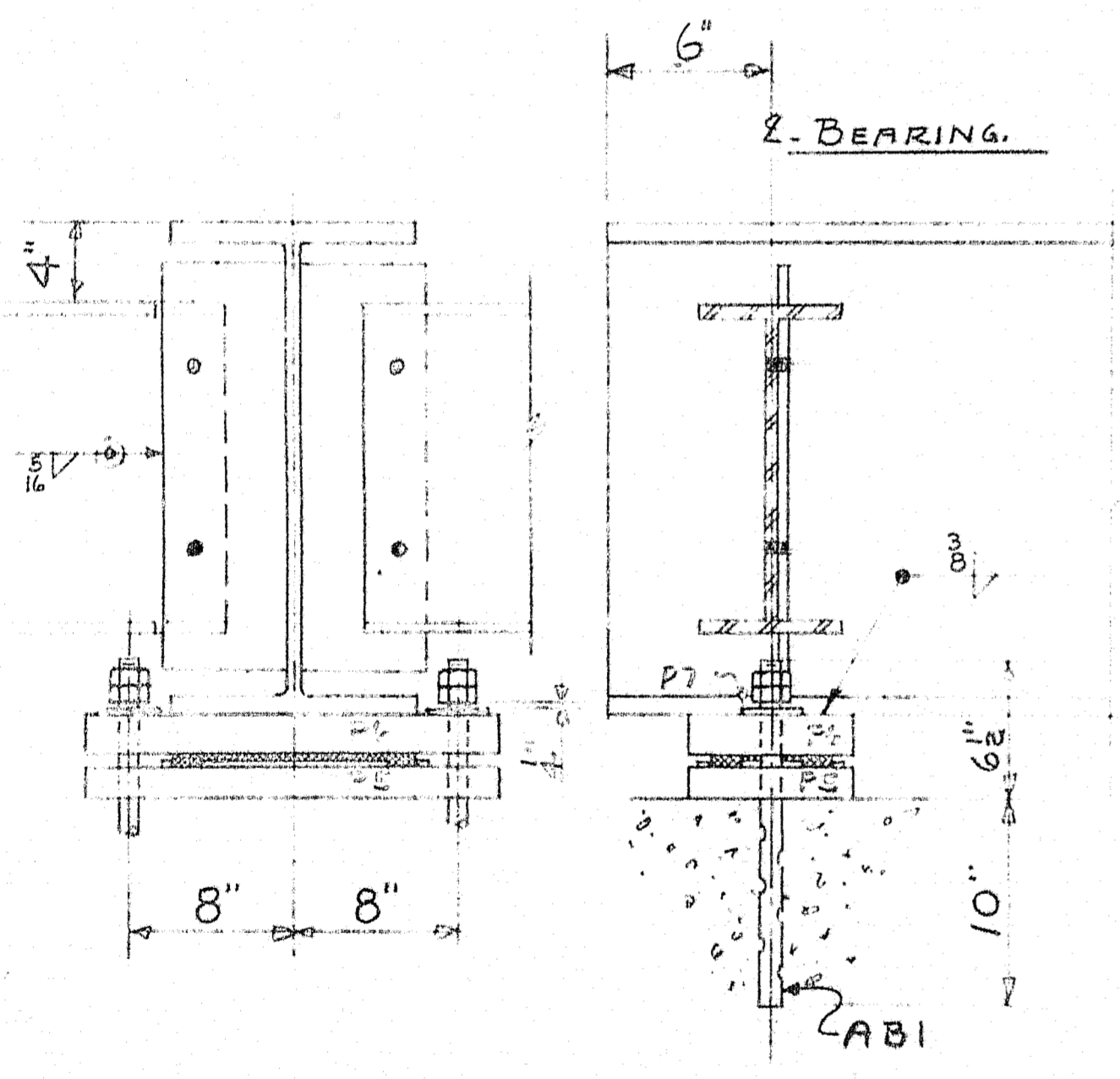




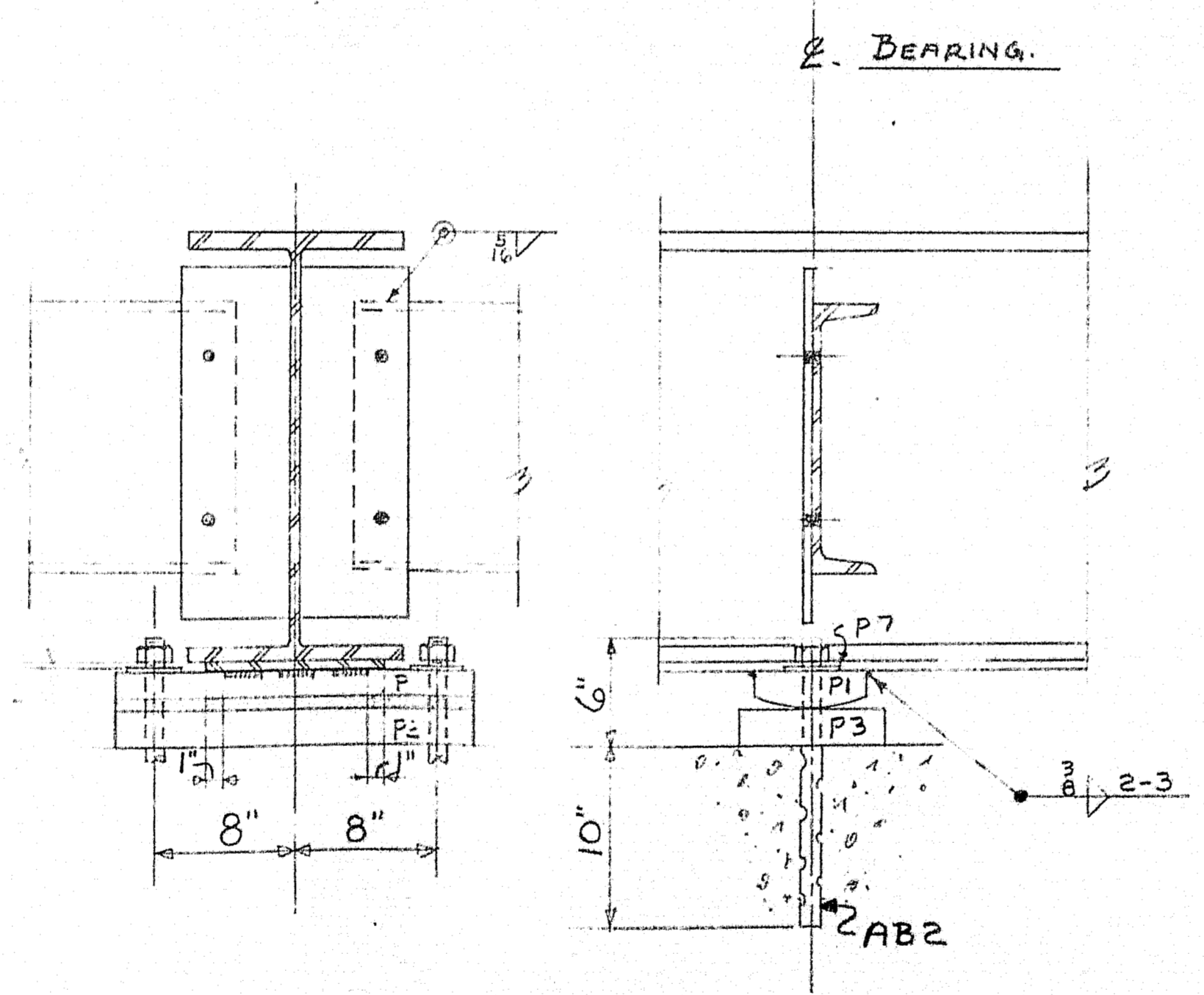
FRAMING PLAN
STRUCTURES ABOVE MAIN



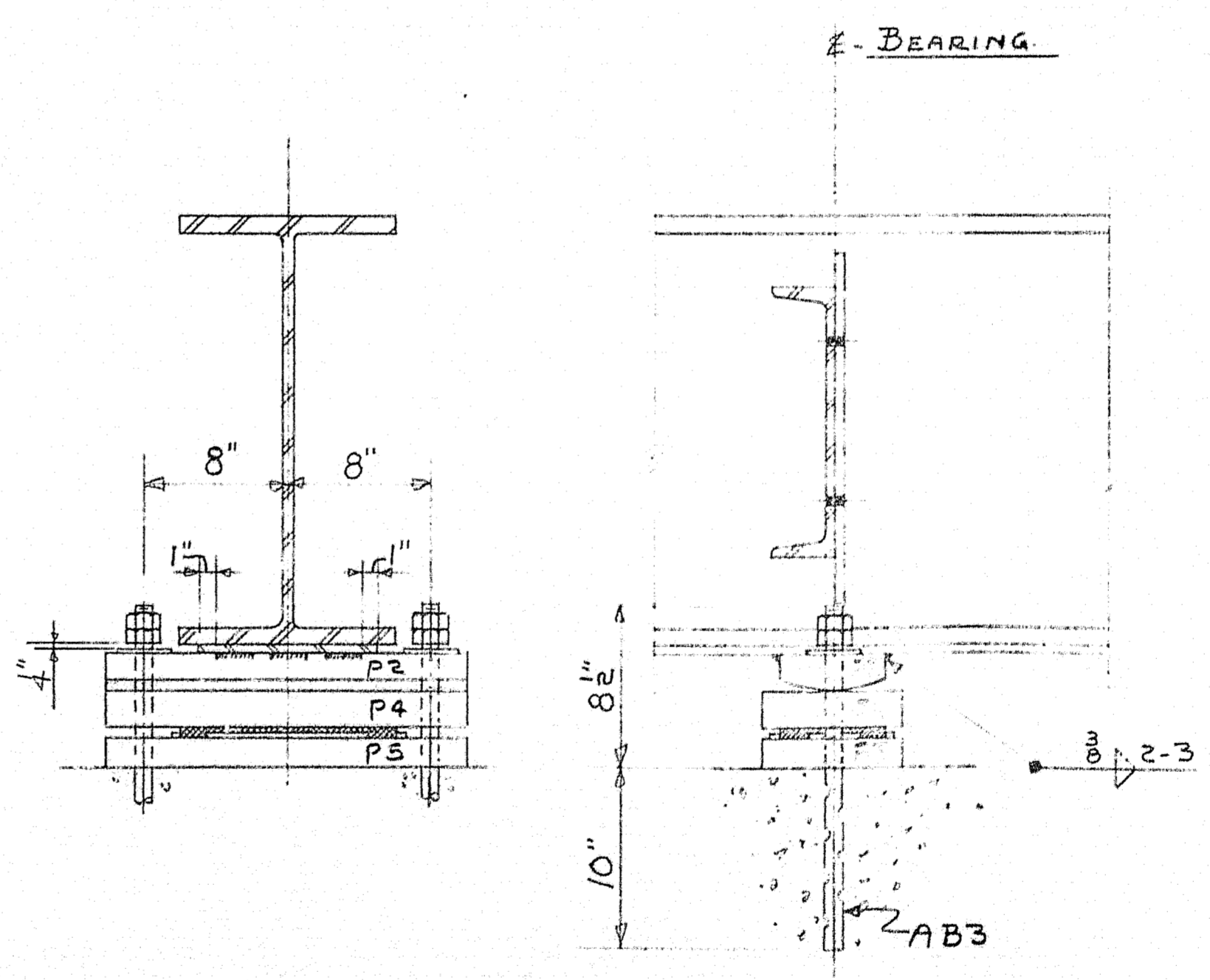
SPLICE DETAIL
NOTE: ALL BEAM SPLICES ASSEMBLED
ON SPICES



BEARING PLATES
AT ABUT #1 & ABUT #2



BEARING PLATES
AT PIER #2



BEARING PLATES
AT PIER #1

SHOP CONNECTIONS:
FIELD CONNECTIONS:
HOLES:
PAINT:

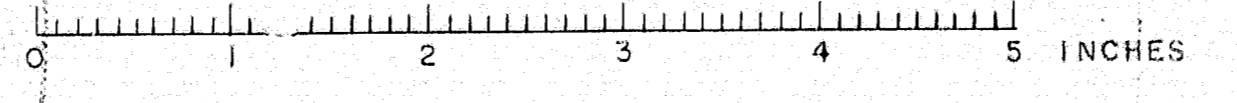
FRAMING PLAN FOR CENTER BRIDGE	
PRINT	ISSUE
1	11/17/61
2	10-27-61
DRAWN	10-17-61 D.C.
REVISION	
REVISION	
REVISION	

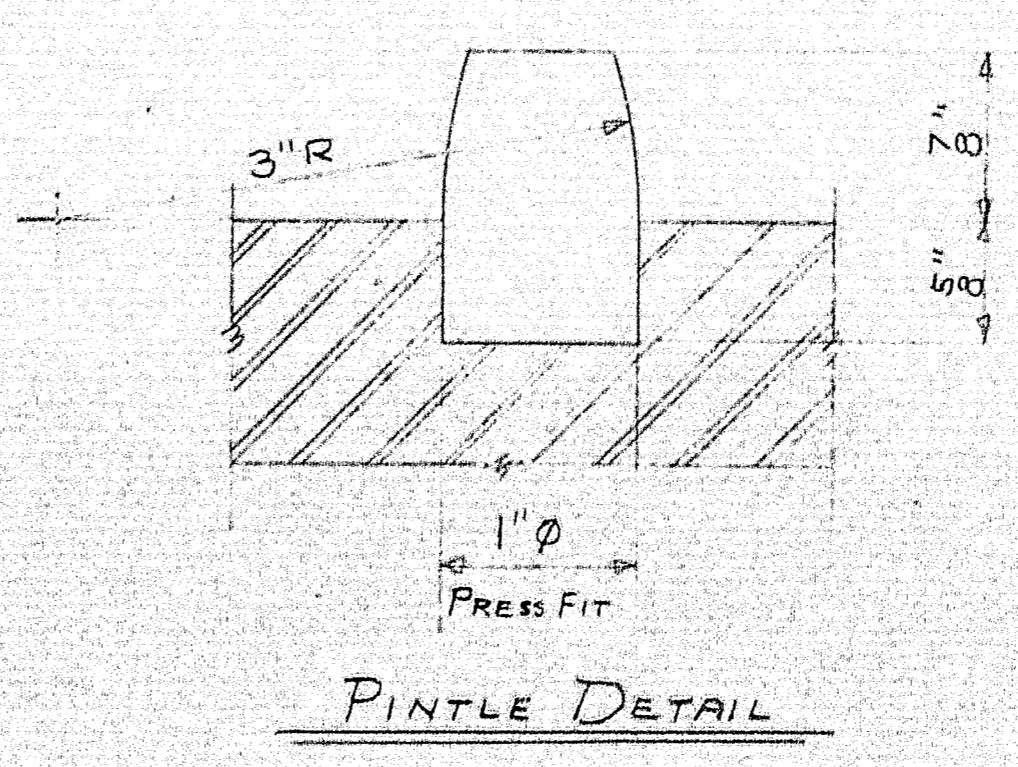
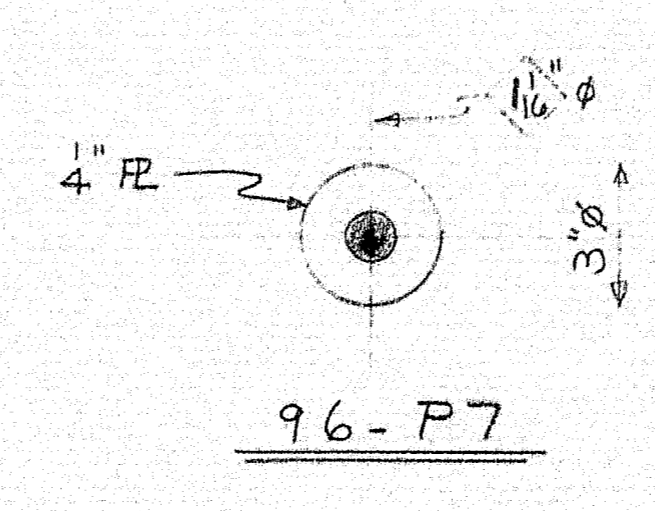
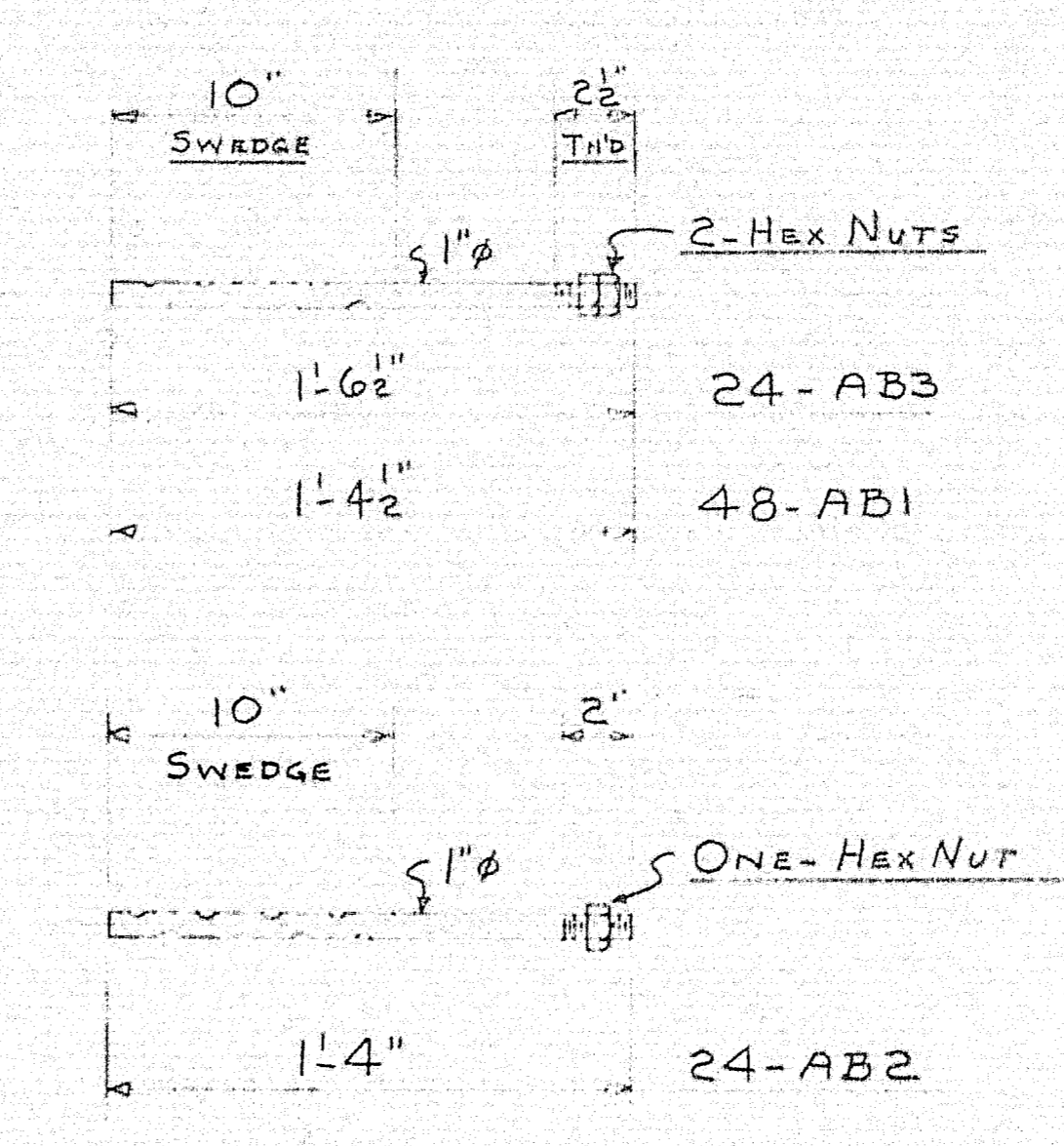
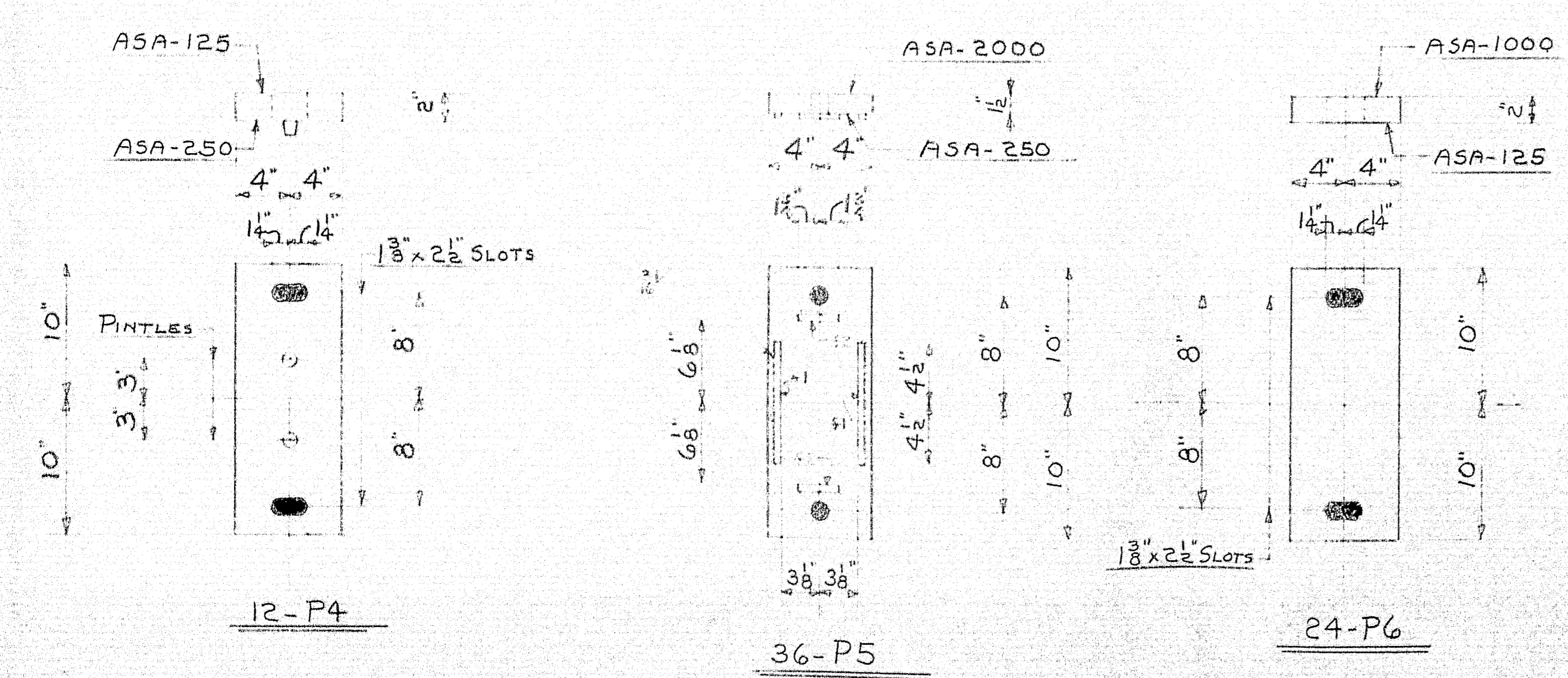
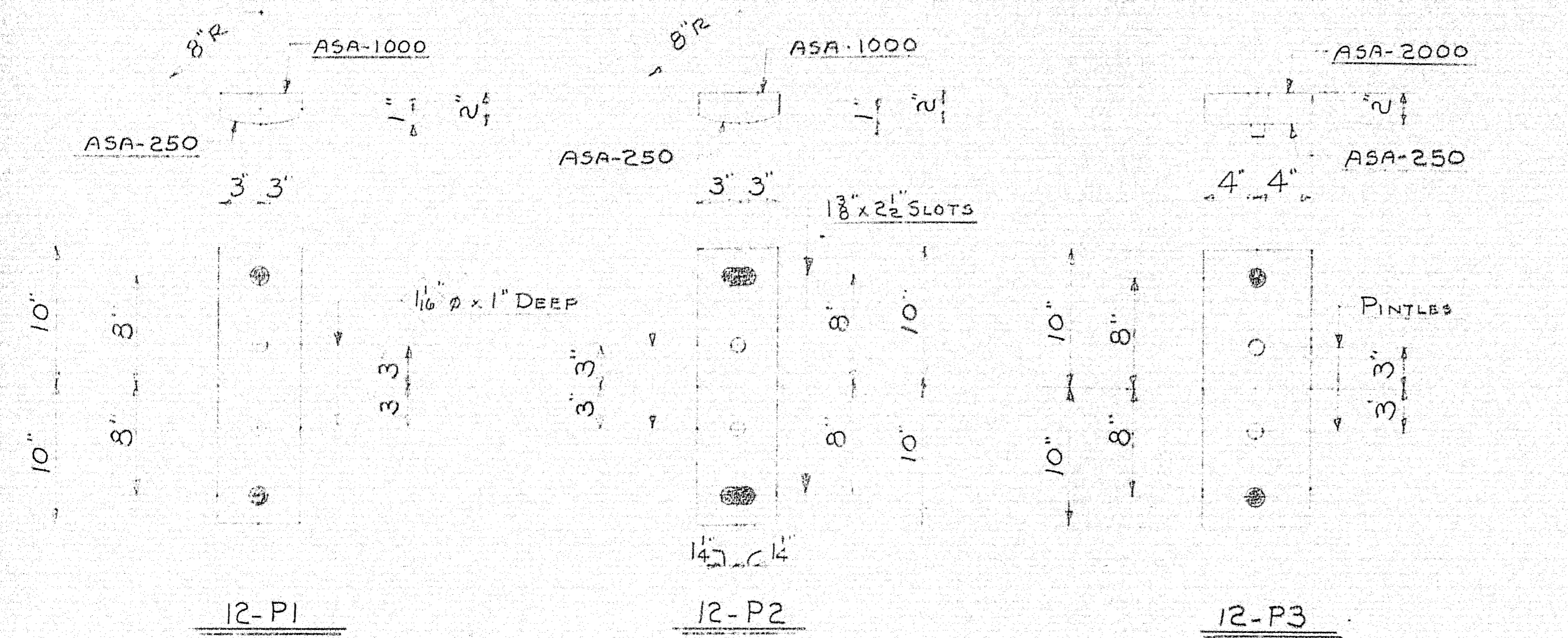
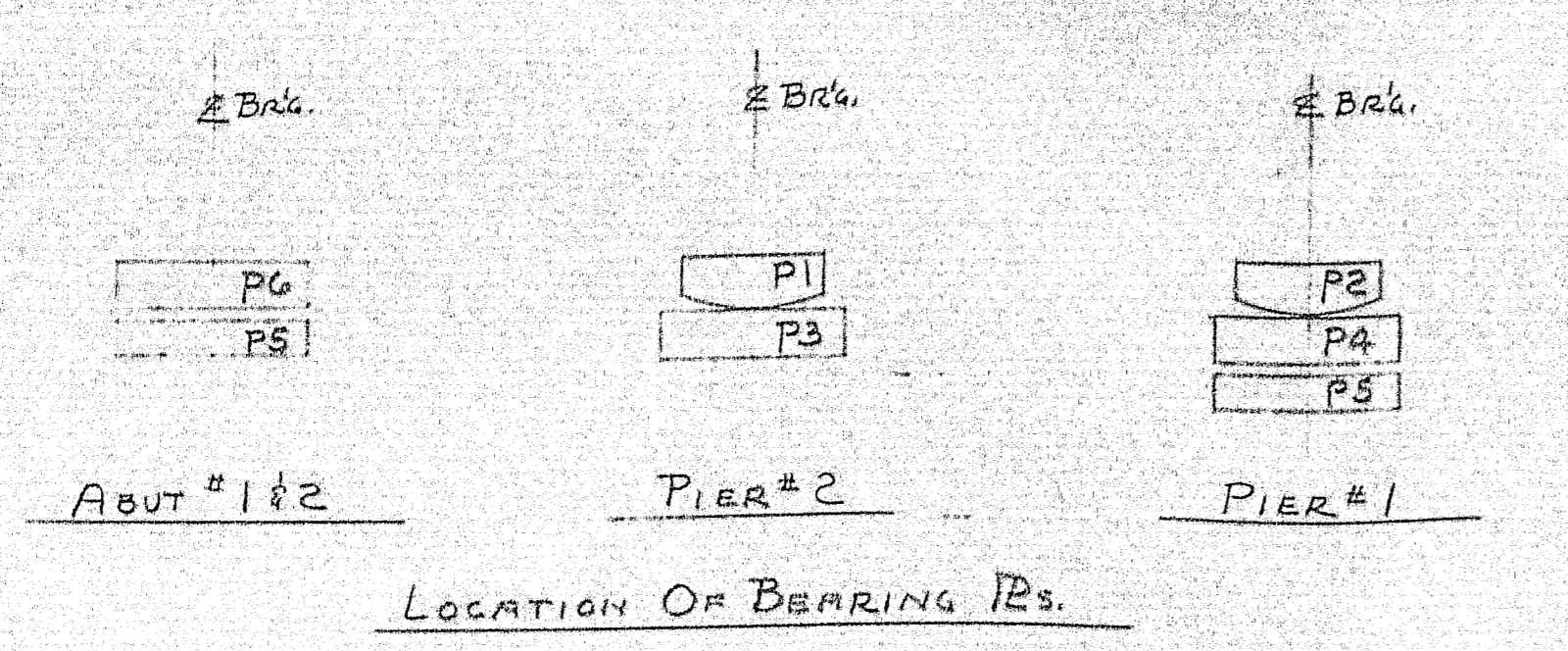
Branco & Martin Rolling Mills Company
Brewer, Maine

PROJECT I-95-7 (14) 170
INTERSTATE BRIDGES
HAMDEN MAINE

CUSTOMER THOMAS DICENZO
DESIGNER STATE HIGHWAY CO.

ORDER VERBAL DWG. B61-35-2






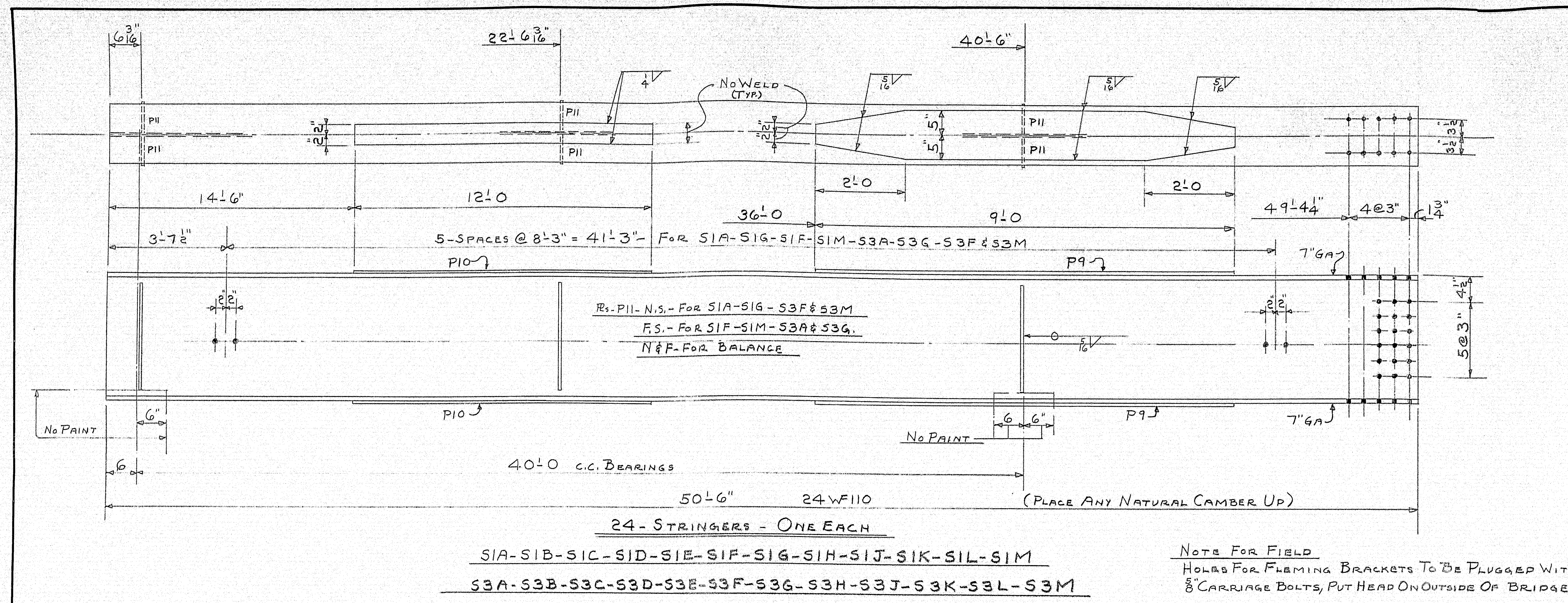
SHIP		BILL OF MATERIAL				DWG. B61-344-51
MARK	NO.	MARK	SHAPE	LENGTH	WT.	REMARKS
P1	12		R-6x2	1 8		
P2	12		D.	1 8		
P3	12		R-8x2	1 8		
P4	12		D.	1 8		
P6	24		D.	1 8		
P5	36		R-8x1 1/2	1 8		
P7	96		R-3x 1/2	0 3		
	72	f1	BAR 2x4	0 9		
	72	f2	D.	0 3 1/2		
AB1	48		1" Rod	1 4 1/2		
AB2	24		D.	1 4		
AB3	24		D.	1 6 1/2		
	48	PINTLE	D.	0 1 1/2		
	168		1" HEX NUTS			SCALE WT.
P8	36		R-6x 1/2	1 0		Self-Lubricating - Req. 1324

STRUCT. STEEL IS ITEM 702-103
BRONZE REARS ARE ITEM 703-9

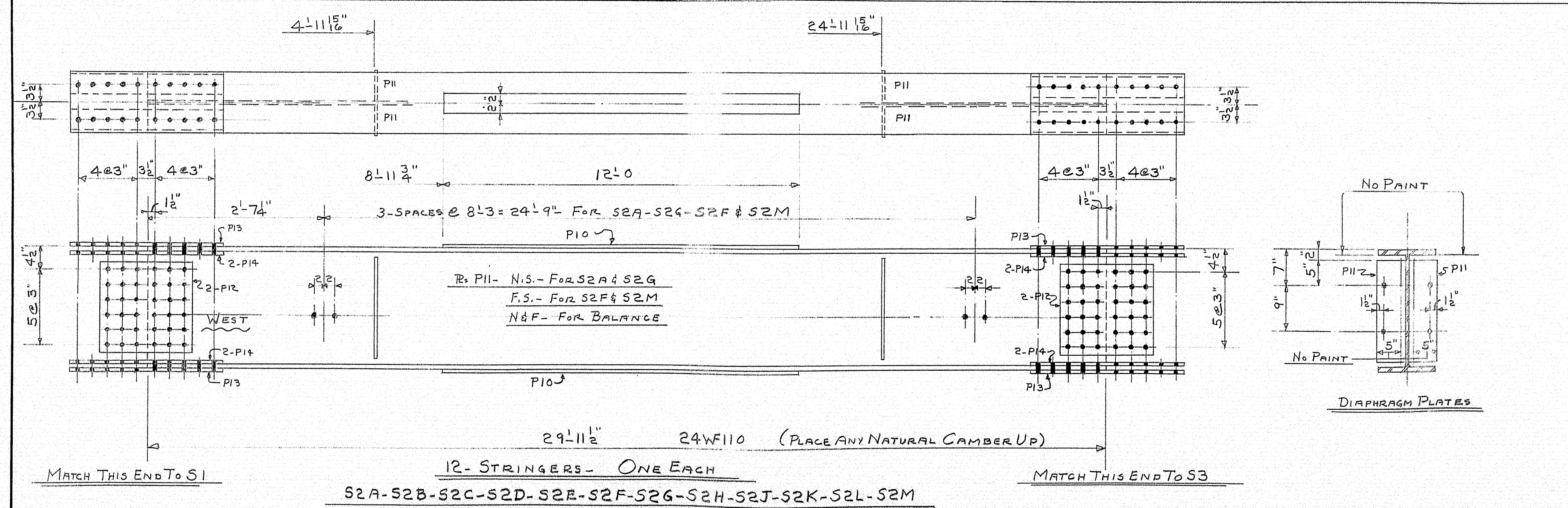
SHOP CONNECTIONS: WELD
FIELD CONNECTIONS: D.
HOLES: 1/8" ϕ UNLESS NOTED
PAINT: STATE OF MAINE SPEC'S.

BEARING IRs & ANCHOR BOLTS (CENTER BRIDGE)	
PRINT ISSUED	Brewer & Martin Rolling Mills Company Brewer, Maine
3 DIST. 11/17/61	PROJECT I-95-7 (14) 170
4 REO 1340 11/17/61	INTERSTATE BRIDGES
2 FIA 10-25-61	HAMPDEN MAINE
DRAWN 10-18-61 D.C.	CUSTOMER THOMAS DICENZO
REVISION	DESIGNER STATE HIGHWAY COMM.
REVISION	ORDER VERBAL
REVISION	DWG. B61-344-51C





SHIP		BILL OF MATERIAL				DWG. B61-344-S2C	
MARK	NO.	MARK	SHAPE	LENGTH	WT.	DEDUCT	REMARKS
S1A	1		24W110	50' 6"			A375
S1B	1		D.	50' 6"			
S1C	1		D.	50' 6"			
S1D	1		D.	50' 6"			
S1E	1		D.	50' 6"			
S1F	1		D.	50' 6"			
S1G	1		D.	50' 6"			
S1H	1		D.	50' 6"			
S1J	1		D.	50' 6"			
S1K	1		D.	50' 6"			
S1L	1		D.	50' 6"			
S1M	1		D.	50' 6"			
S2A	1		D.	29' 11 1/2"			
S2B	1		D.	29' 11 1/2"			
S2C	1		D.	29' 11 1/2"			
S2D	1		D.	29' 11 1/2"			
S2E	1		D.	29' 11 1/2"			
S2F	1		D.	29' 11 1/2"			
S2G	1		D.	29' 11 1/2"			
S2H	1		D.	29' 11 1/2"			
S2J	1		D.	29' 11 1/2"			
S2K	1		D.	29' 11 1/2"			
S2L	1		D.	29' 11 1/2"			
S2M	1		D.	29' 11 1/2"			
S3A	1		D.	50' 6"			
S3B	1		D.	50' 6"			
S3C	1		D.	50' 6"			
S3D	1		D.	50' 6"			
S3E	1		D.	50' 6"			
S3F	1		D.	50' 6"			
S3G	1		D.	50' 6"			
S3H	1		D.	50' 6"			
S3J	1		D.	50' 6"			
S3K	1		D.	50' 6"			
S3L	1		D.	50' 6"			
S3M	1		D.	50' 6"			
48	P9	R-10x3/8		9' 0"		735#	
72	P10	R-4x5/16		12' 0"			
160	P11	R-6x3/8		1' 8"		18#	A7
48	P12	R-18x1/8		1' 6 1/2"			A7
48	P13	R-12x3/8		2' 6 1/2"			A7
96	P14	R-4x5/8		2' 6 1/2"			A7
1		5/16" WELD		1074' 0"			@ .166# PER FT.
1		4" WELD		1776' 0"			@ .106# PER FT.



STRUCT. STEEL IS ITEM 702-103

SHOP CONNECTIONS: WELD
 FIELD CONNECTIONS: 7/8" H.S. BOLTS
 HOLES: 1/8" Ø
 PAINT: STATE OF MAINE SPEC'S.

APPROX. AS NOTED 11/6/61

PRINT ISSUE


STRINGERS FOR CENTER BRIDGE

Bancroft & Martin Rolling Mills Company
 Brewer, Maine

PROJECT I-95-7 (14) 170
 INTERSTATE BRIDGES
 HAMPDEN MAINE

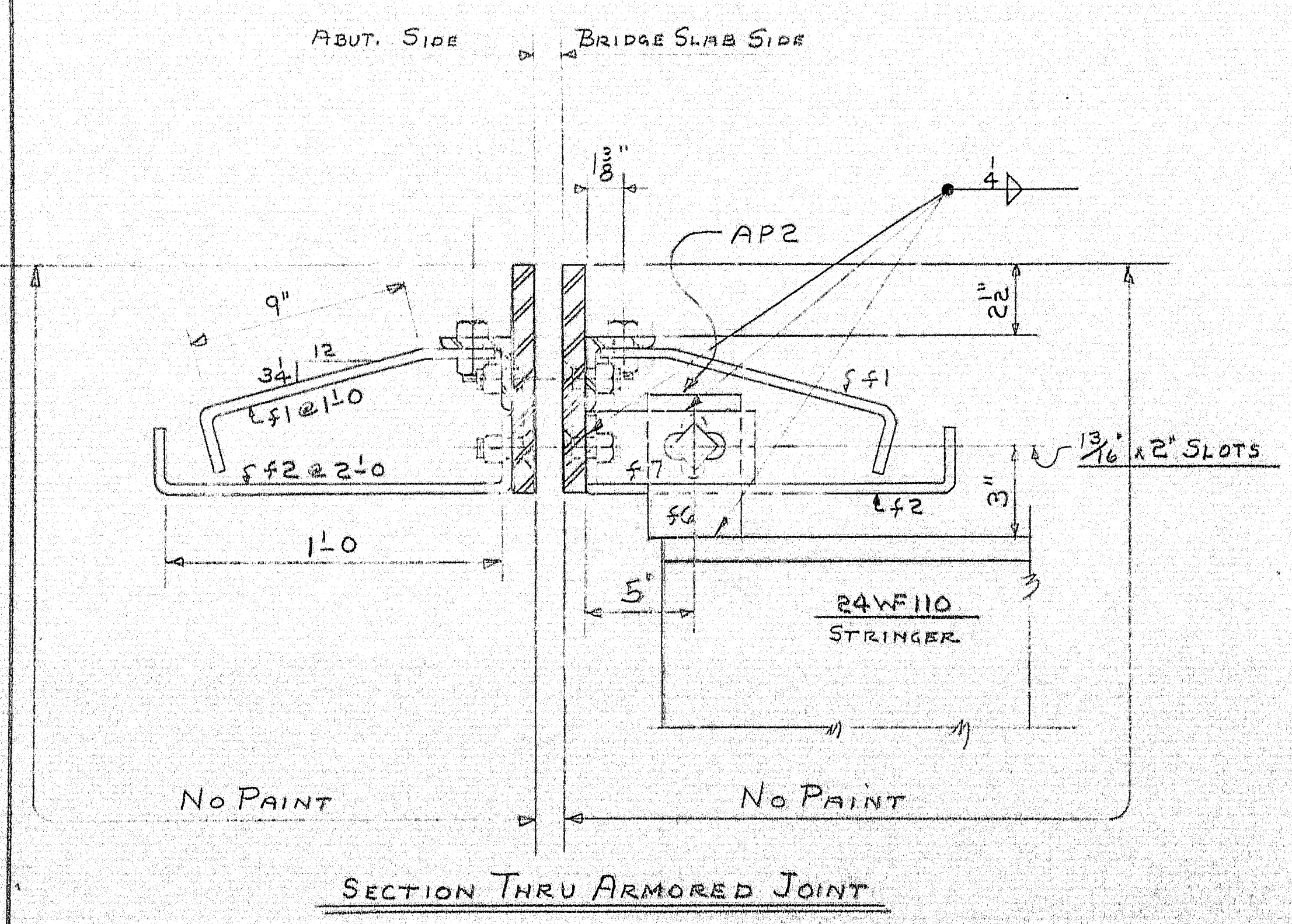
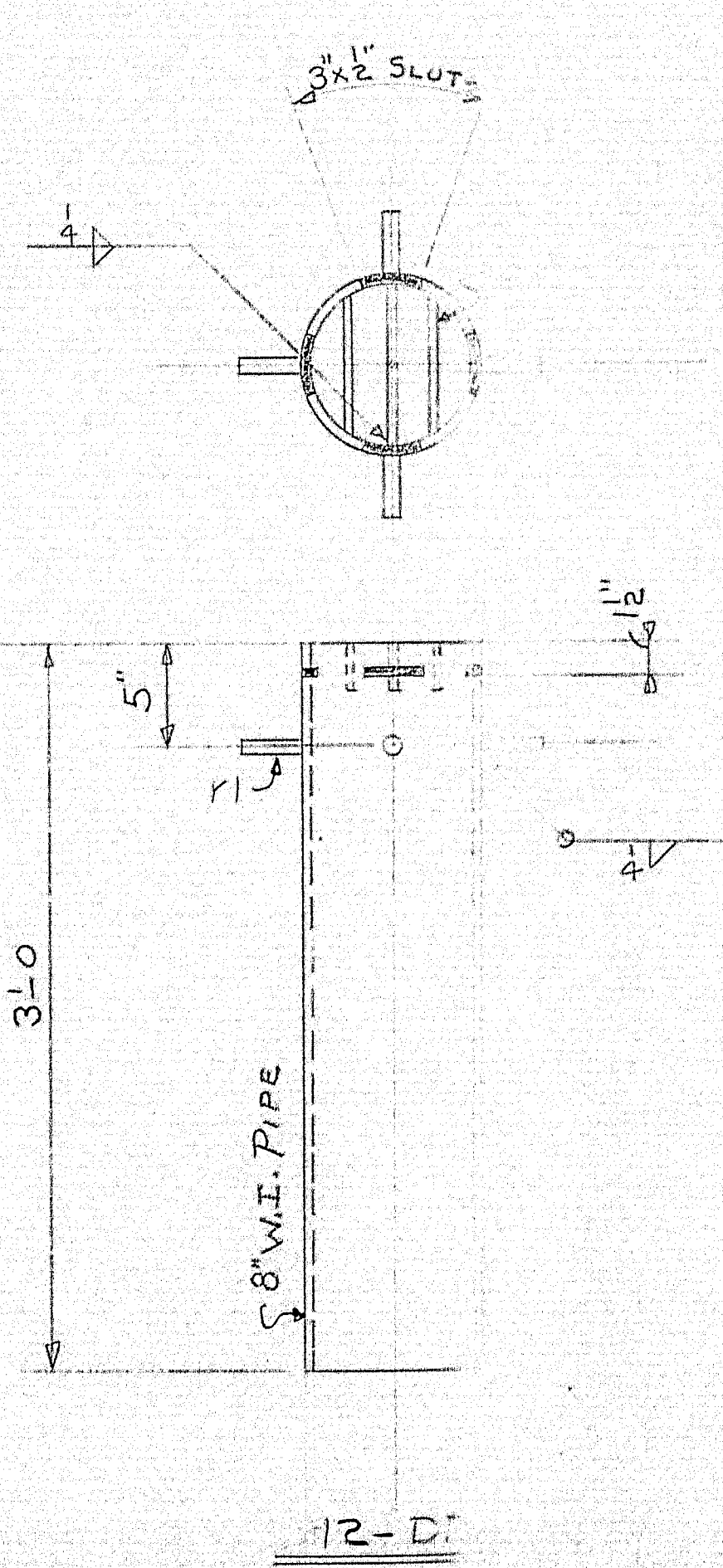
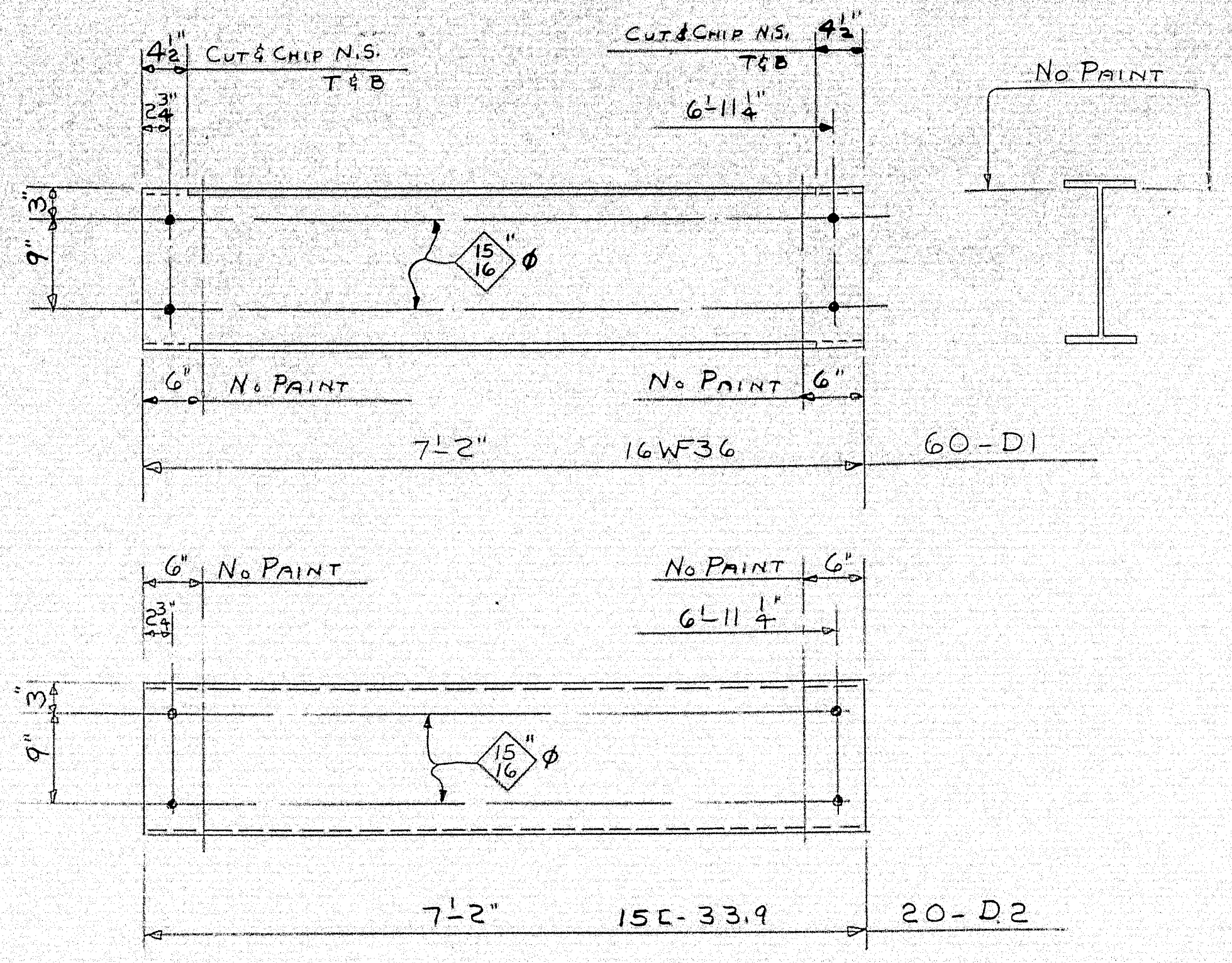
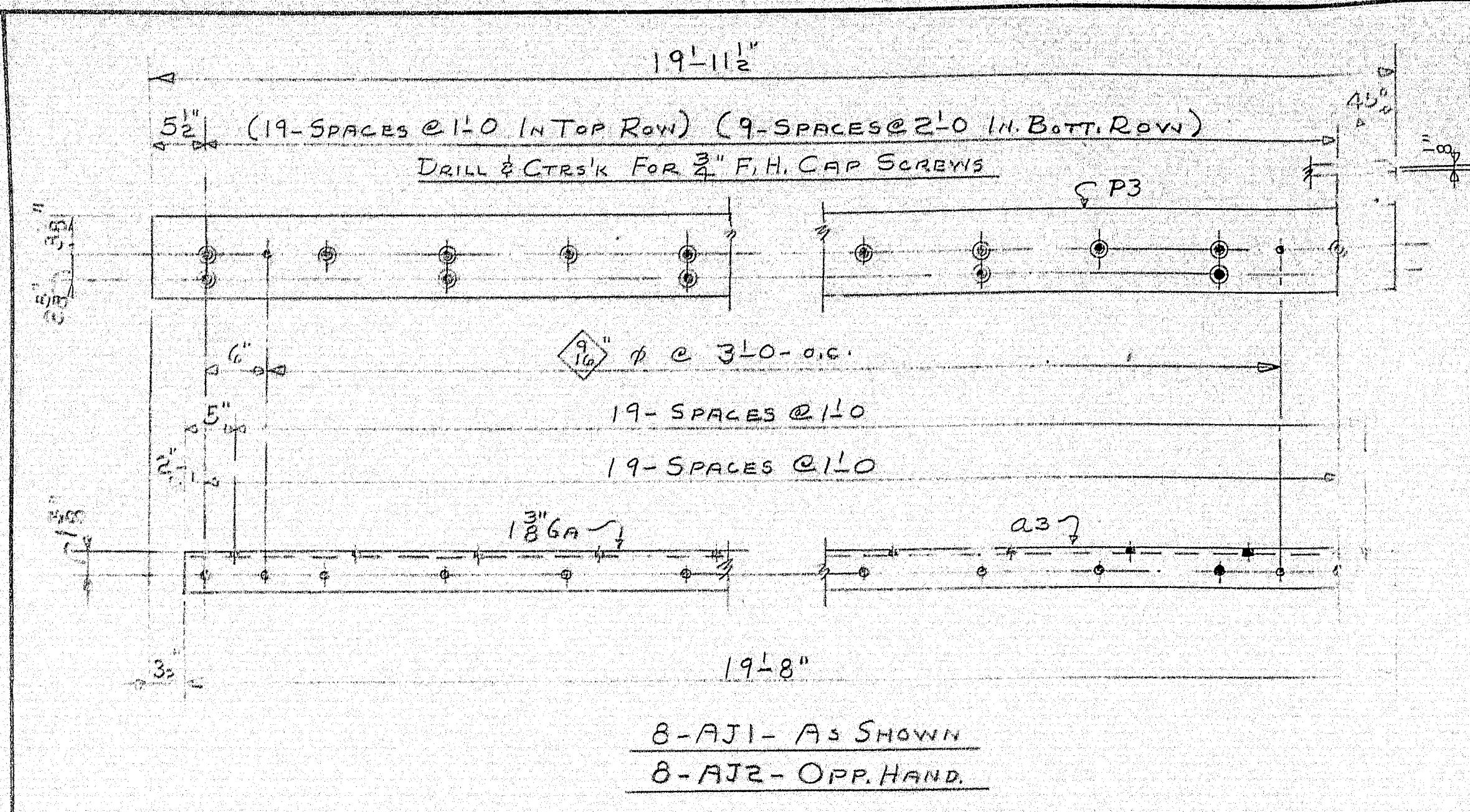
CUSTOMER THOMAS DICENZO
 DESIGNER STATE HIGHWAY COMM.

ORDER VERBAL DWG. B61-344-S2C



04-124


SHIP		BILL OF MATERIAL				DWG. 361-344-53C	
MARK	NO.	MARK	SHAPE	LENGTH	WT.	DEDUCT	REMARKS
AJ1	8		ARMORED JOINT				A7
AJ2	8		Do				
	8	P3R	12-8x3/4	19 11/2		3#	
	8	P3L	Do	19 11/2		3#	
	8	U3R	12-8x3/4	19 8		1 1/2#	
	8	U3L	Do	19 8		1 1/2#	
	100	#1	BAR 1/2x3/8	1			
	100	#2	Do	1 1/2			
AFC	24		AN. RES.				
	24	#1	BAR-3x3/8	0 7			
	24	#2	BAR-3x3/8	0 5			
D1	10		16WF36	7 2		460#	
D2	10		15C-33.9	7 2		7#	
			8" W.I. PIPE	3 0			A72
			BAR 3x3/8	0 8			FIT
			1/2" R. BAR	0 3			
			1/2" BOLT	0 1 1/2		@ 24# PER 100	
			3/4" BOLT	0 2		@ 12# PER 100	
			1/2" BOLTS	0 3 1/2		@ 36# PER 100	
			Do	0 3 1/2		Do	
			1/2" WASHERS				
			1/2" BOLTS	0 1 1/2			NOT IN PAY WT.
STEEL IS ITEM 702-103							



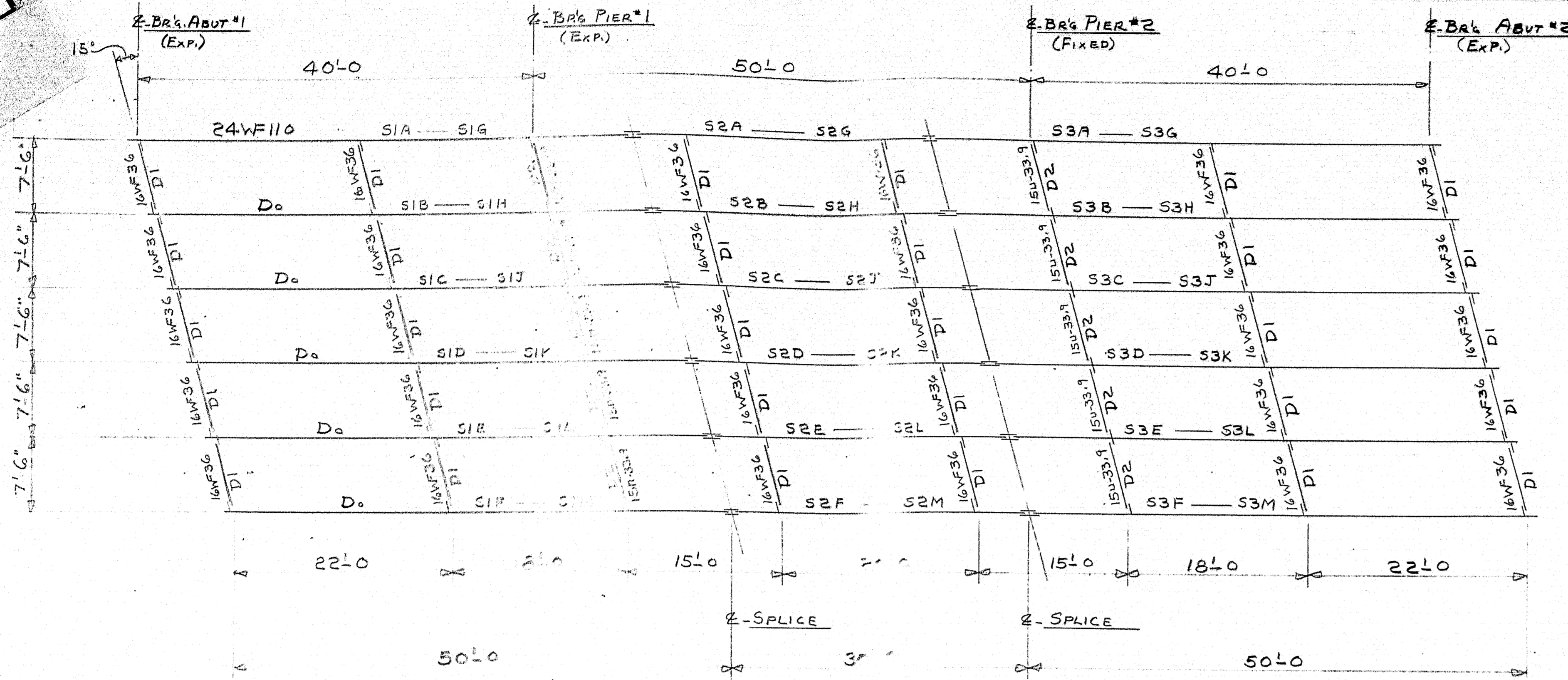
SHOP CONNECTIONS: WELT
 FIELD CONNECTIONS: DO
 HOLES: 1/8" UNLESS NOTED
 PAINT: STATE OF MAINE SPECS.

APP. AS NOTED 11/27/61

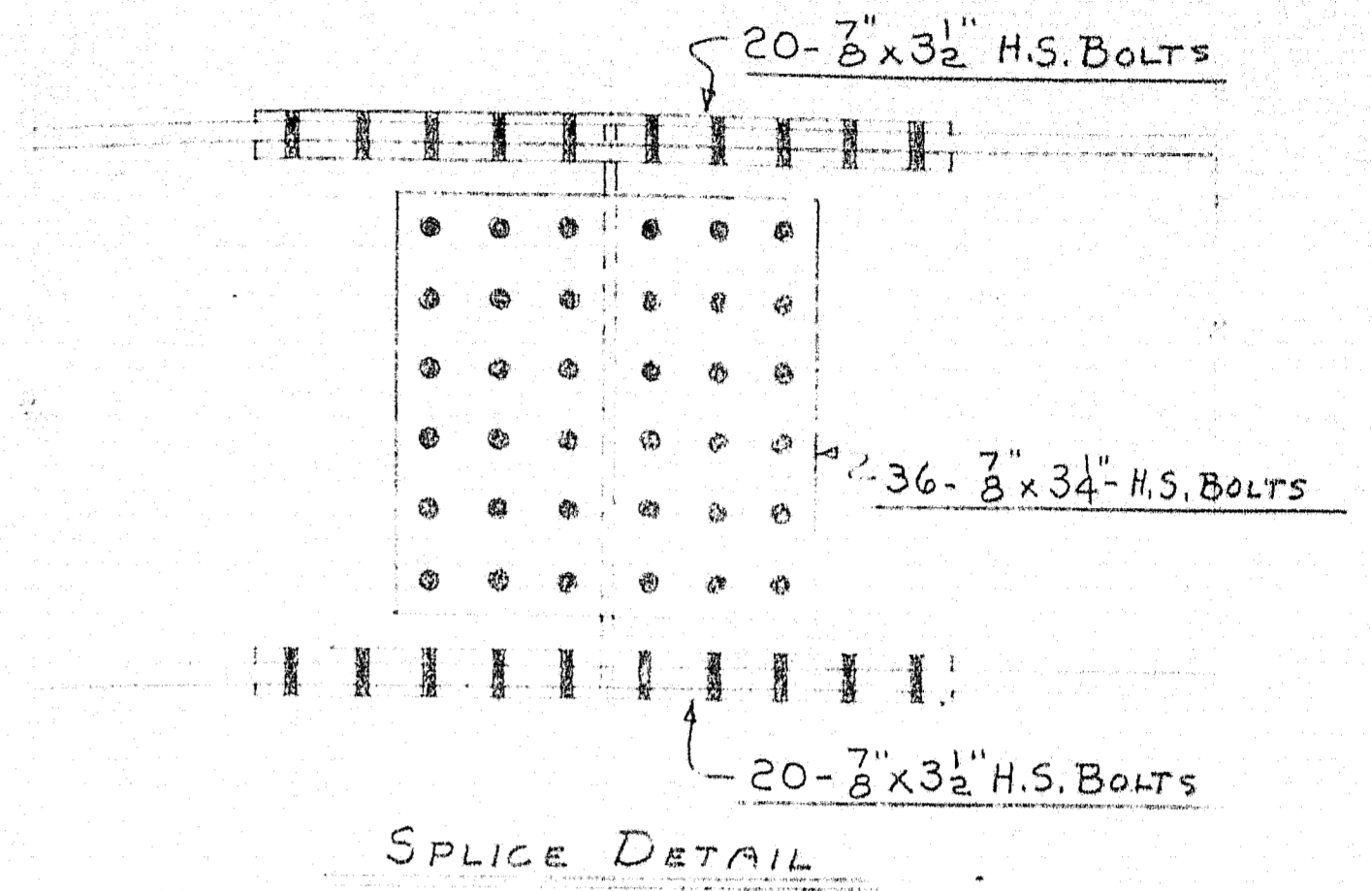

PRINT ISSUE		ARMORED JOINT & DIAPHRAGMS (CENTER BRIDGE)	
4	SHOP 12/4-61	Bromcraft's Martin Rolling Mills Company Brewer, Maine	
3	DIST. 11/17/61	PROJECT I-45-7(14)170 INTERSTATE BRIDGES HAMDEN MAINE	
2	F/A 11/17/61	CUSTOMER THOMAS DICENZO DESIGNER STATE HIGHWAY COMM.	
2	F/A 10-25-61	ORDER VERBAL DWG. 361-344-53C	
REVISION	10-25-61 D.C.		
REVISION	11/17/61 D.C.		
REVISION			
REVISION			



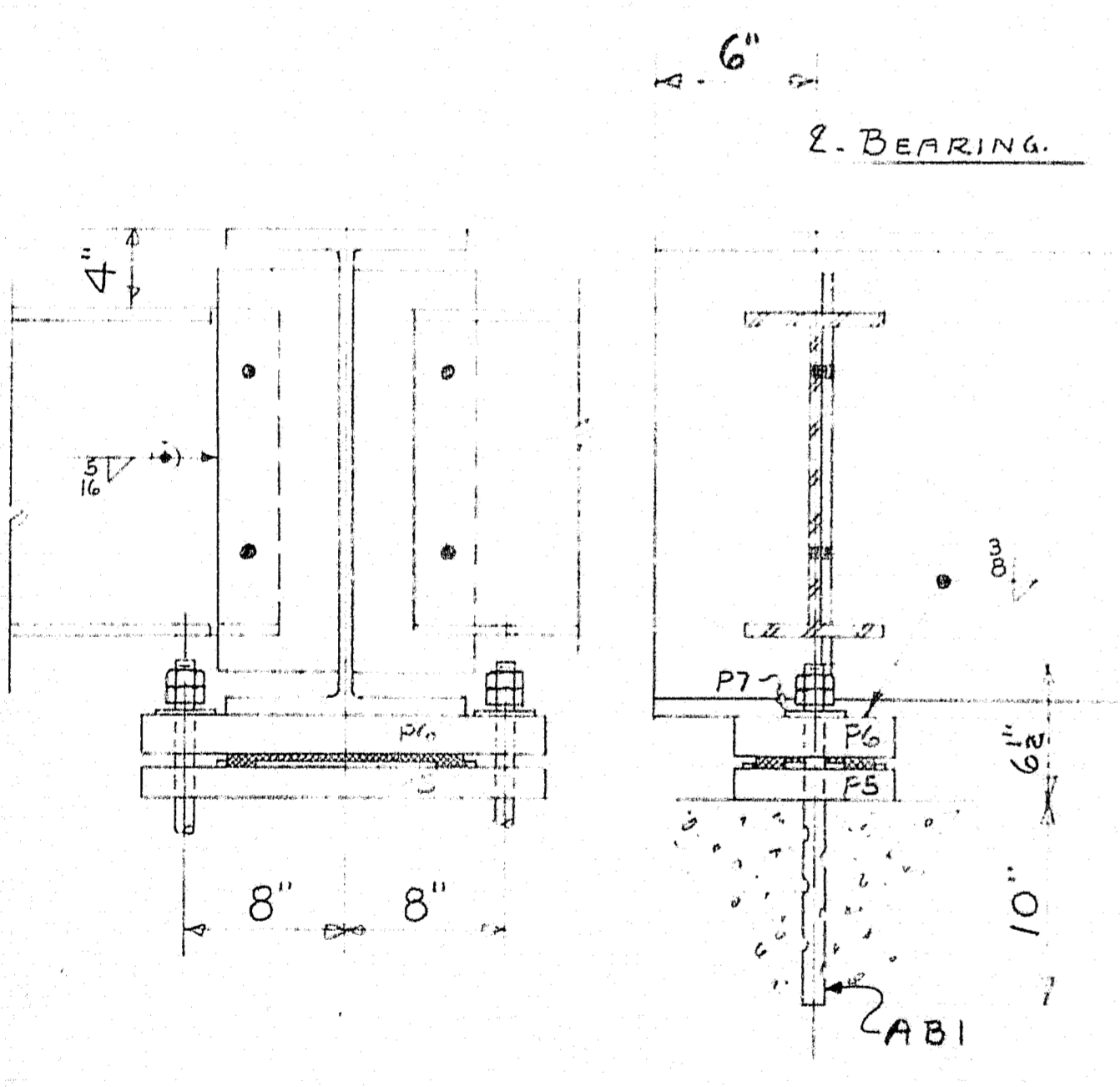
84-125



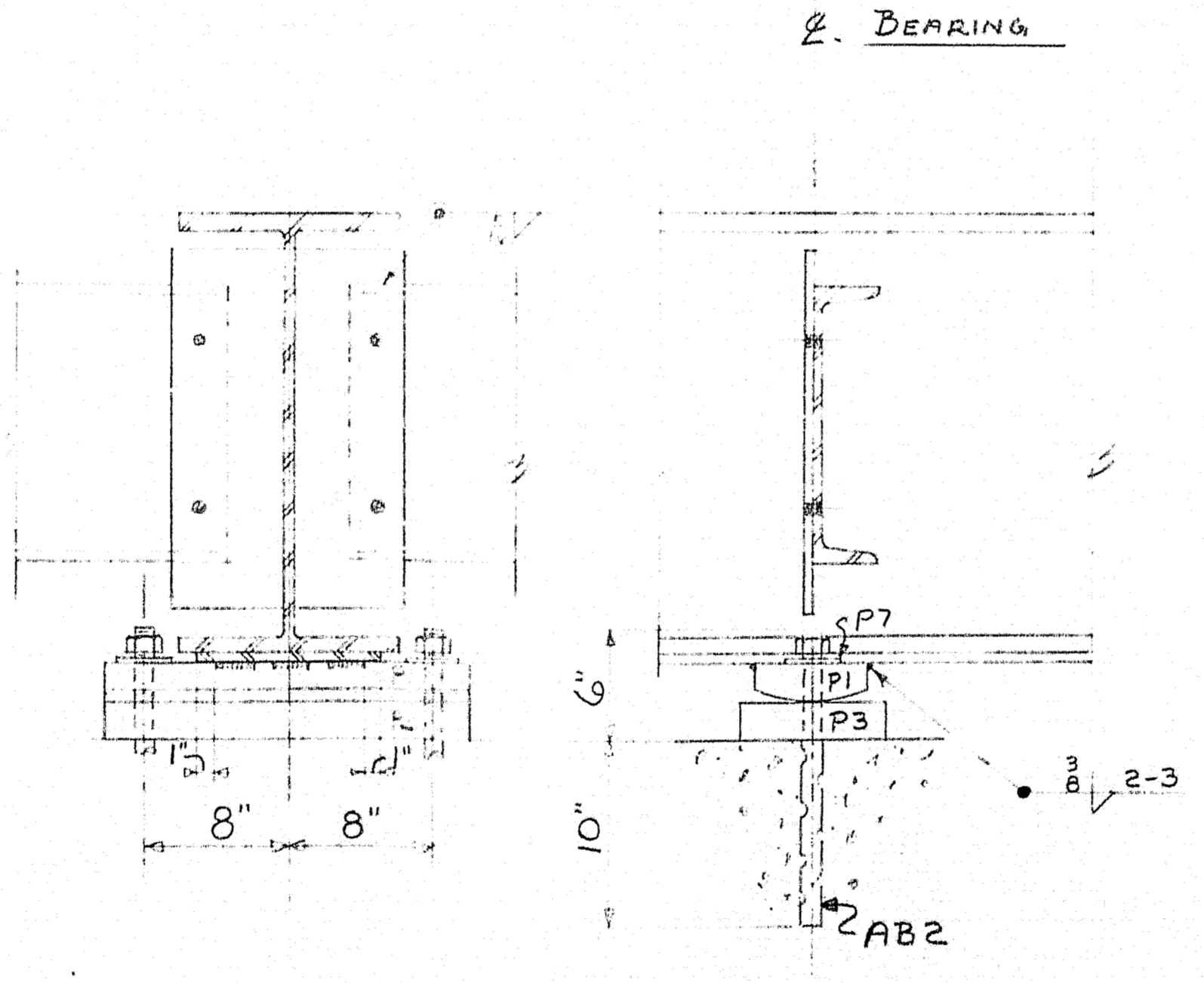
FRAMING PLAN
2- STRUCTURE AS SHOWN



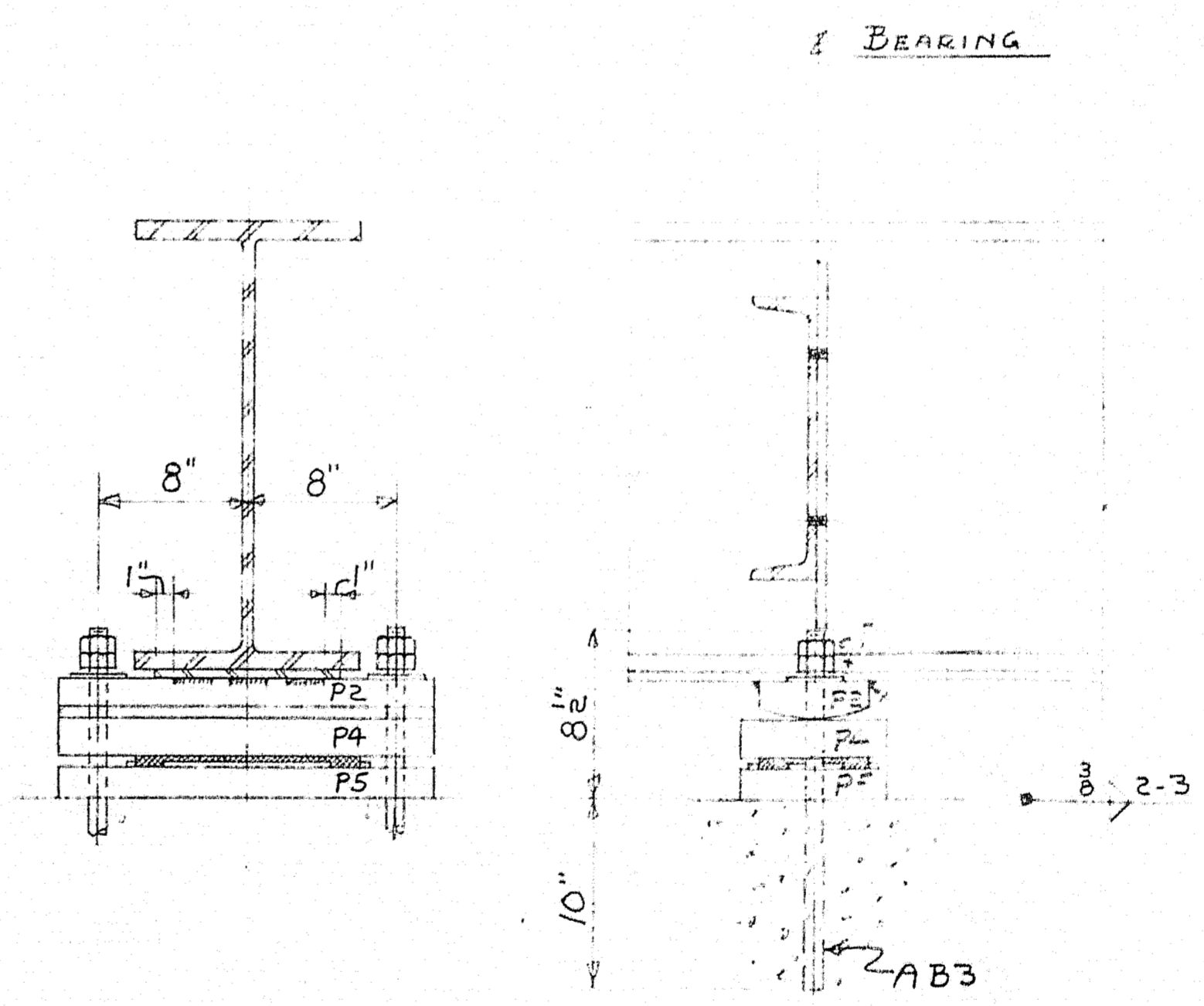
NOTE: S&F PLATE MANUFACTURED ASSEMBLED
NOT SHOWN IN SPICE



BEARING PLATES
AT ABUT #1 & ABUT #2



BEARING PLATES
AT PIER #2

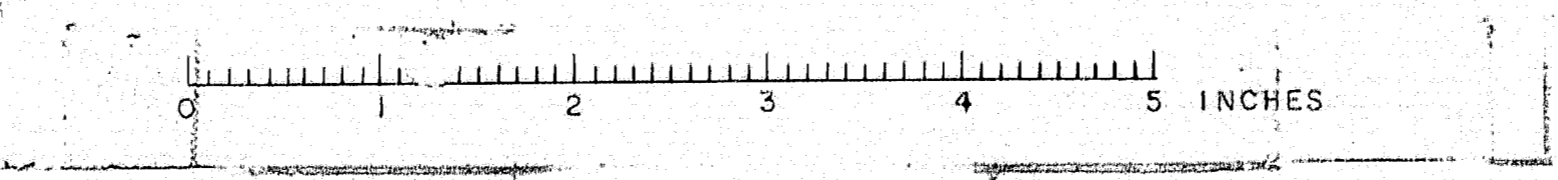


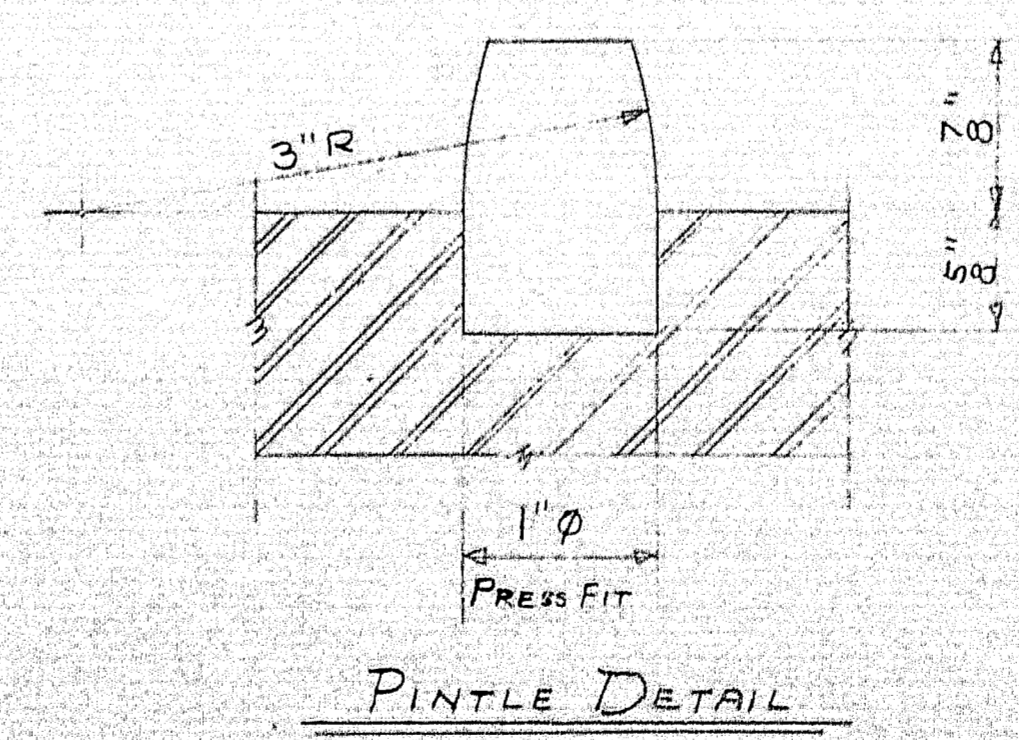
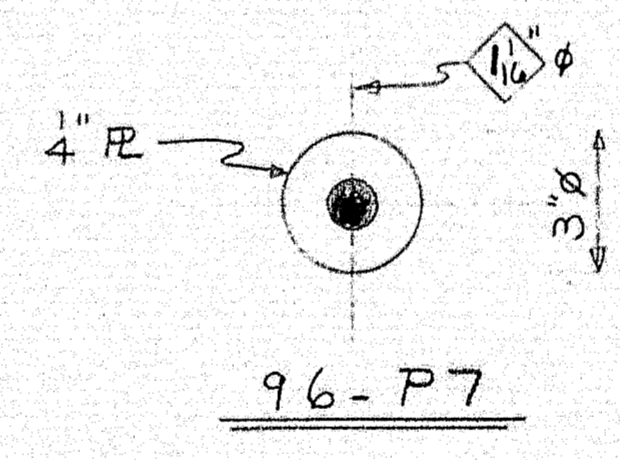
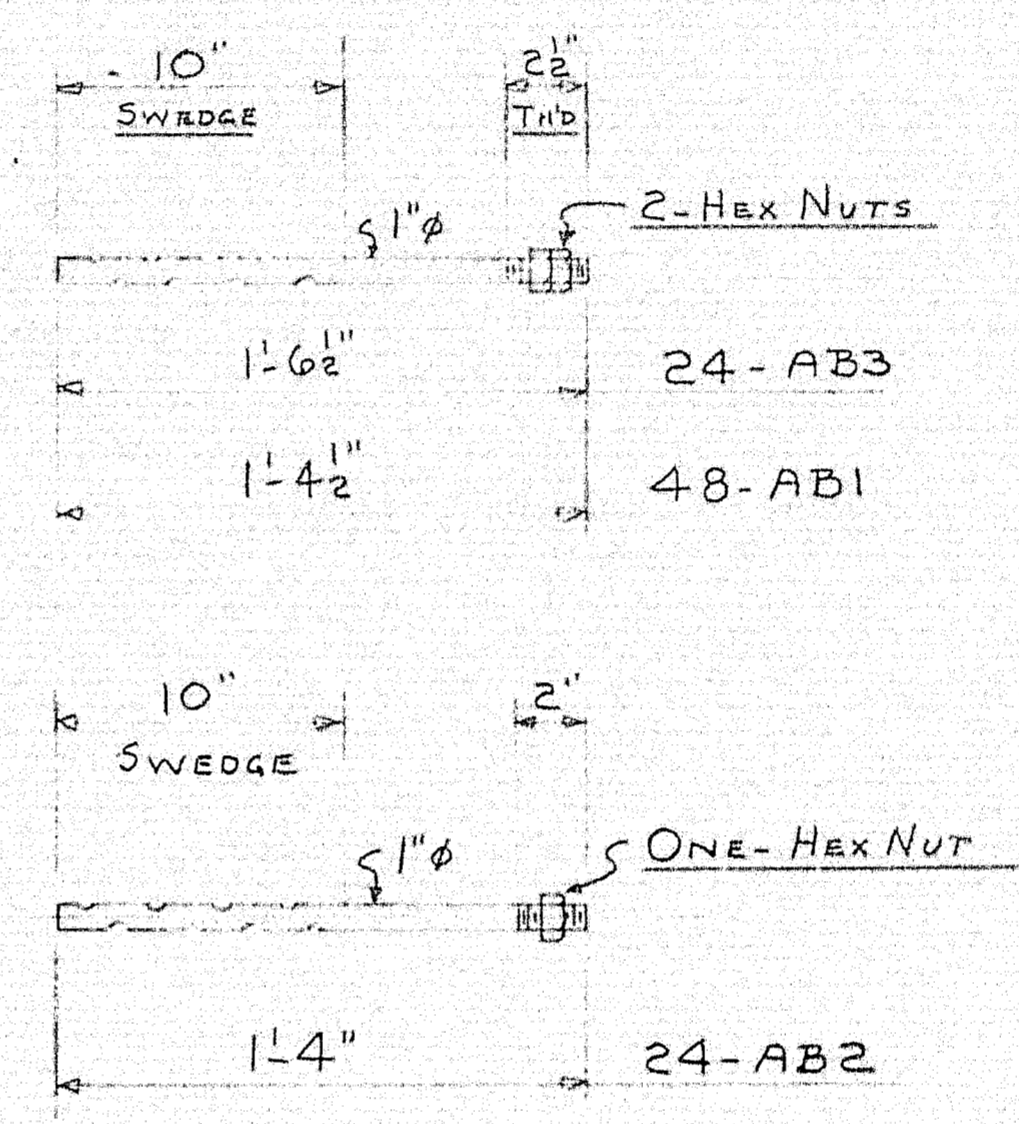
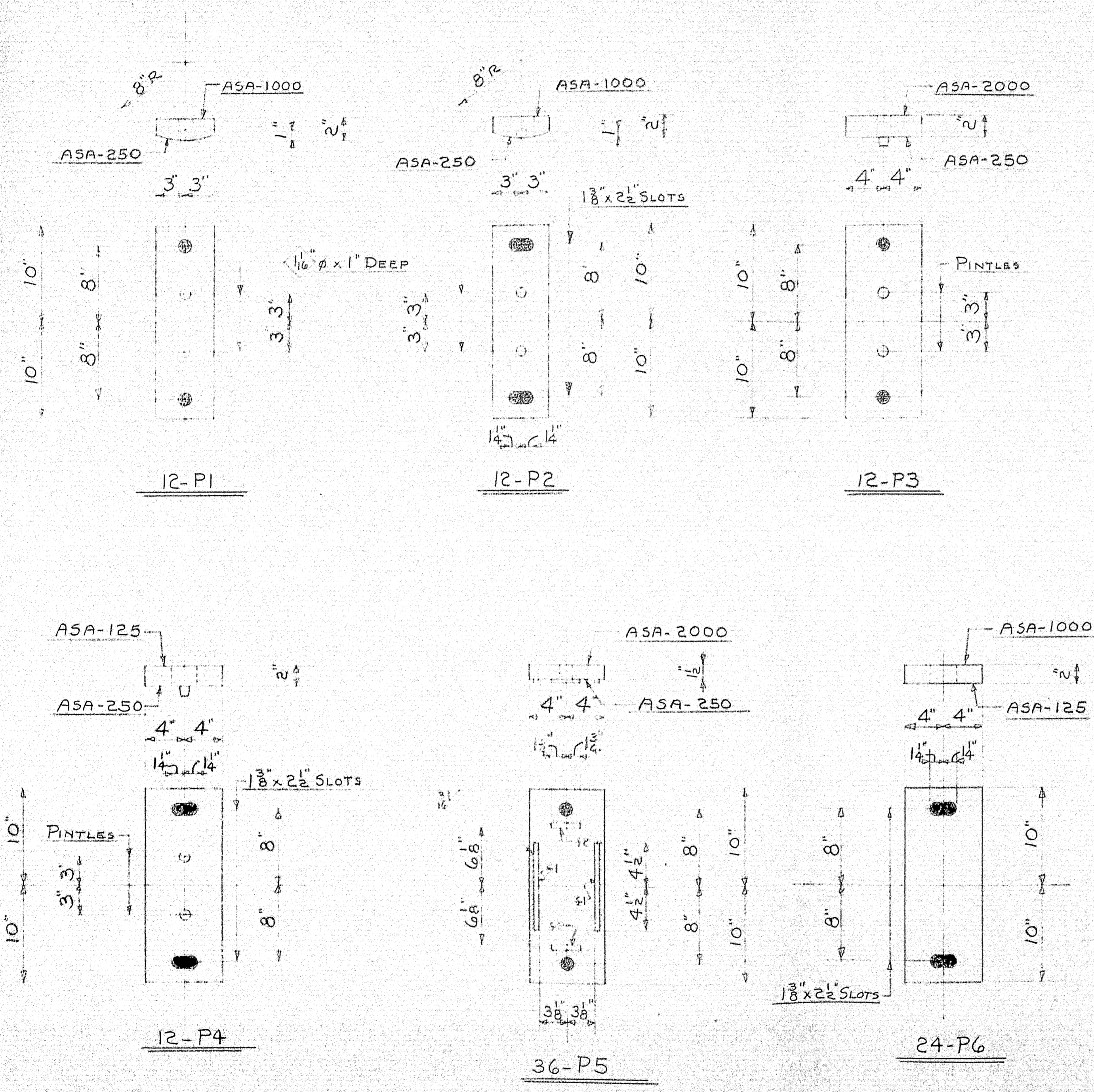
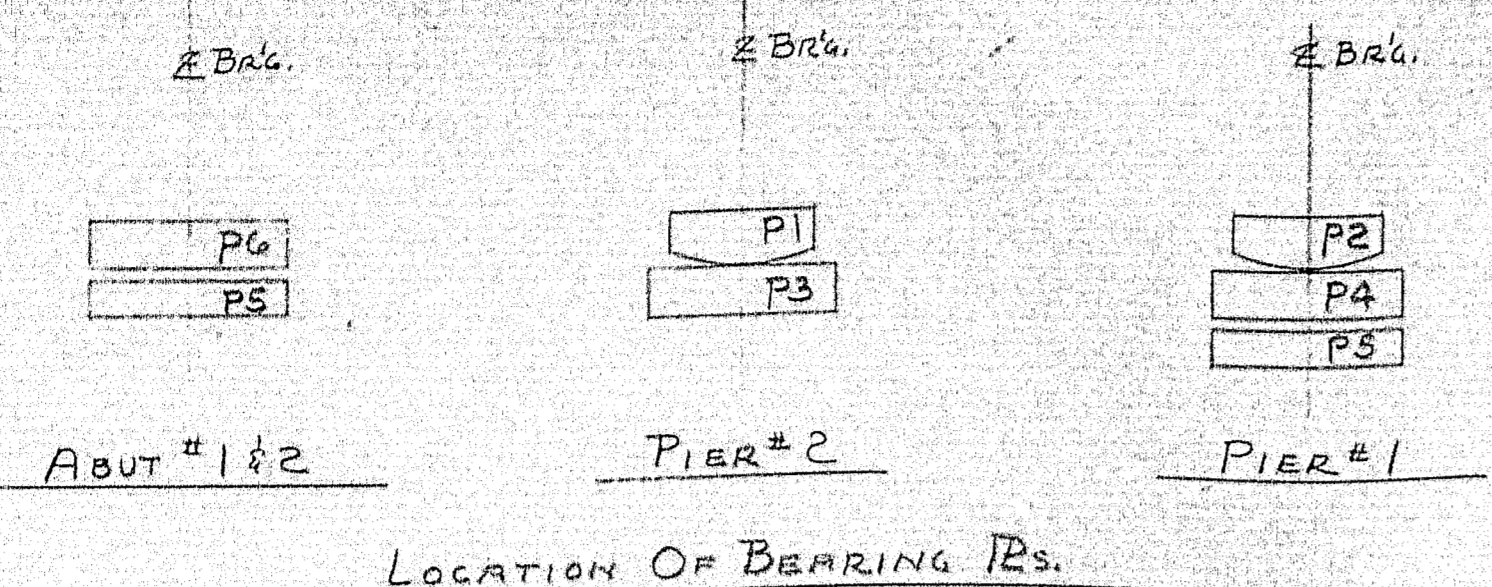
BEARING PLATES
AT PIER #1

SHOP CONNECTIONS:
FIELD CONNECTIONS:
HOLES:
PAINT:

FRAMING PLAN FOR EAST BRIDGE	
PRINT ISSUED	Brancoff & Martin, Rolling Mills Company Brewer, Maine
DATE	PROJECT I-95-7 (14) 170
11-7-61	INTERSTATE BRIDGES
11/7/61	HAMPDEN MAINE
10-22-61	CUSTOMER THOMAS DICENZO
10-17-61 D.G.	DESIGNER STATE HIGHWAY COMM.
REVISION	ORDER VERBAL DWG. B61-344-E3
REVISION	
REVISION	

84-126





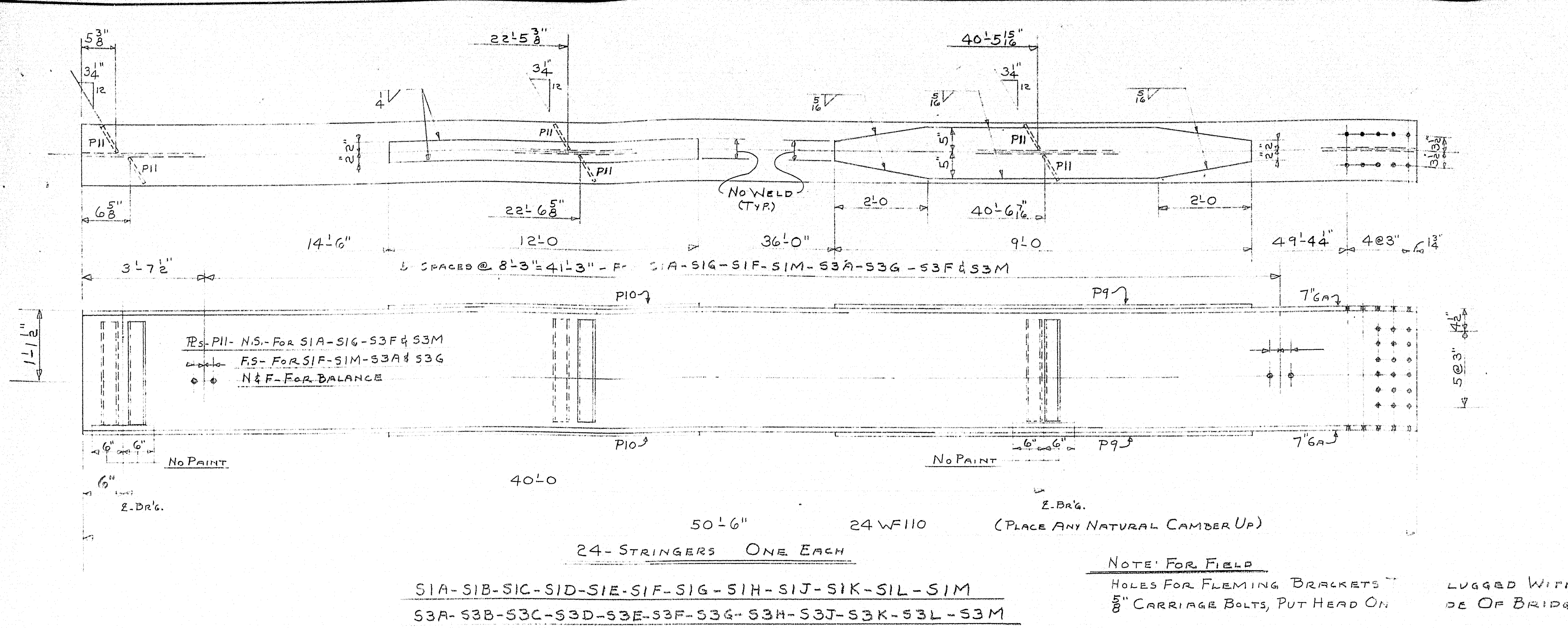
SHIP		BILL OF MATERIAL				DWG. B61-344-5
MARK	NO.	MARK	SHAPE	LENGTH	WT.	REMARKS
P1	12		R-6x2	1 8		
P2	12		D _o	1 8		
P3	12		R-8x2	1 8		
P4	12		D _o	1 8		
P6	24		D _o	1 8		
P5	36		R-8x1 1/2	1 8		
P7	96		R-3x 1/4	0 3		
	72	f1	BAR 2x4	0 9		
	72	f2	D _o	0 3 1/2		
AB1	48		1" ROD	1 4 1/2		
AB2	24		D _o	1 4		
AB3	24		D _o	1 6 1/2		
	48	PINTLE	D _o	0 1 1/2		
	168		1" HEX NUTS			SCALE WT. ↓
P8	36		R-6x2	1 0		SELF LUB & BRONZE-REQ-1324

STRUCT. STEEL IS ITEM 702-103
BRONZE PLATES ARE ITEM 703-9

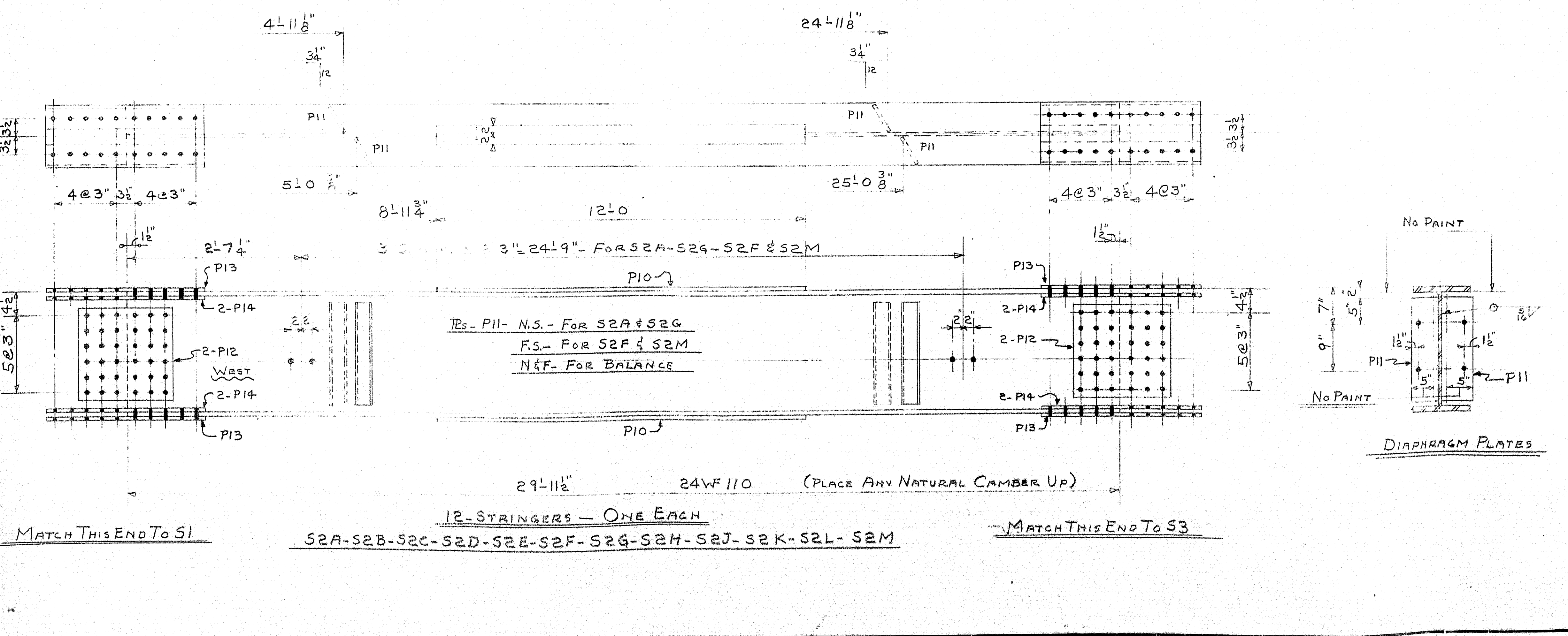
SHOP CONNECTIONS: WELD
FIELD CONNECTIONS: D_o
HOLES: 1/8" ϕ UNLESS NOTED
PAINT: STATE OF MAINE SPEC'S.

BEARING PLATES & ANCHOR BOLTS (EAST BRIDGE)	
PRINT ISSUE	Branco & Martin Rollings Mills Company Brewer, Maine
3 1957 11/17/61	PROJECT I-95-7 (14) 170
4 1959 134 11/17/61	INTERSTATE BRIDGES
2 1971 10-25-61	HAMPDEN MAINE
DRAWN 10-18-61 D.C.	CUSTOMER THOMAS DICENZO
REVISION	DESIGNER STATE HIGHWAY COMM.
REVISION	ORDER VERBAL DWG. B61-344-51E
REVISION	





SHIP MARK	NO.	MARK	SHAPE	LENGTH	WT.	DEDUCT	REMARKS
S1A			24WF110	50	6		
S1B			D.	50	6		
S1C			D.	50	6		
S1D			D.	50	6		
S1E			D.	50	6		
S1F			D.	50	6		
S1G			D.	50	6		
S1H			D.	50	6		
S1J			D.	50	6		
S1K			D.	50	6		
S1L			D.	50	6		
S1M			D.	50	6		
S2A			D.	29	11 1/2		
S2B			D.	29	11 1/2		
S2C			D.	29	11 1/2		
S2D			D.	29	11 1/2		
S2E			D.	29	11 1/2		
S2F			D.	29	11 1/2		
S2G			D.	29	11 1/2		
S2H			D.	29	11 1/2		
S2J			D.	29	11 1/2		
S2K			D.	29	11 1/2		
S2L			D.	29	11 1/2		
S2M			D.	29	11 1/2		
S3A			D.	50	6		
S3B			D.	50	6		
S3C			D.	50	6		
S3D			D.	50	6		
S3E			D.	50	6		
S3F			D.	50	6		
S3G			D.	50	6		
S3H			D.	50	6		
S3J			D.	50	6		
S3K			D.	50	6		
S3L			D.	50	6		
S3M			D.	50	6		
48	P9		IR-10 x 3/8	9	0		735 ^{LB}
72	P10		IR-4 x 5/8	12	0		
160	P11		IR-6 x 3/8	1	8		18 ^{LB}
48	P12		IR-18 x 1/2	1	6 1/2		A7
48	P13		IR-12 x 3/8	2	6 1/2		A7
96	P14		IR-4 x 5/8	2	6 1/2		A7
1			5/16" WELD	1074	0		@.106 ^{LB} PER FT.
1			1/4" WELD	1776	0		@.106 ^{LB} PER FT.



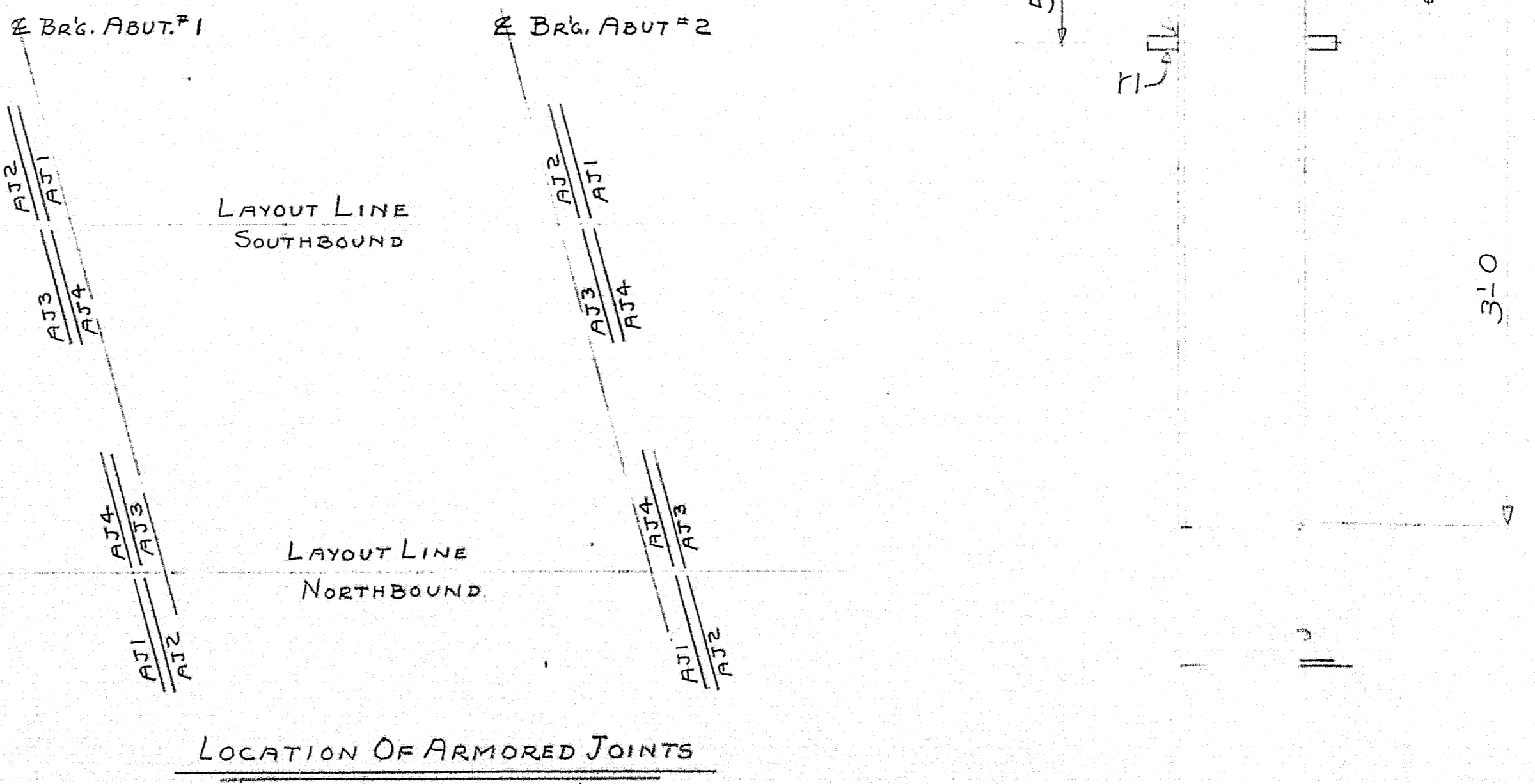
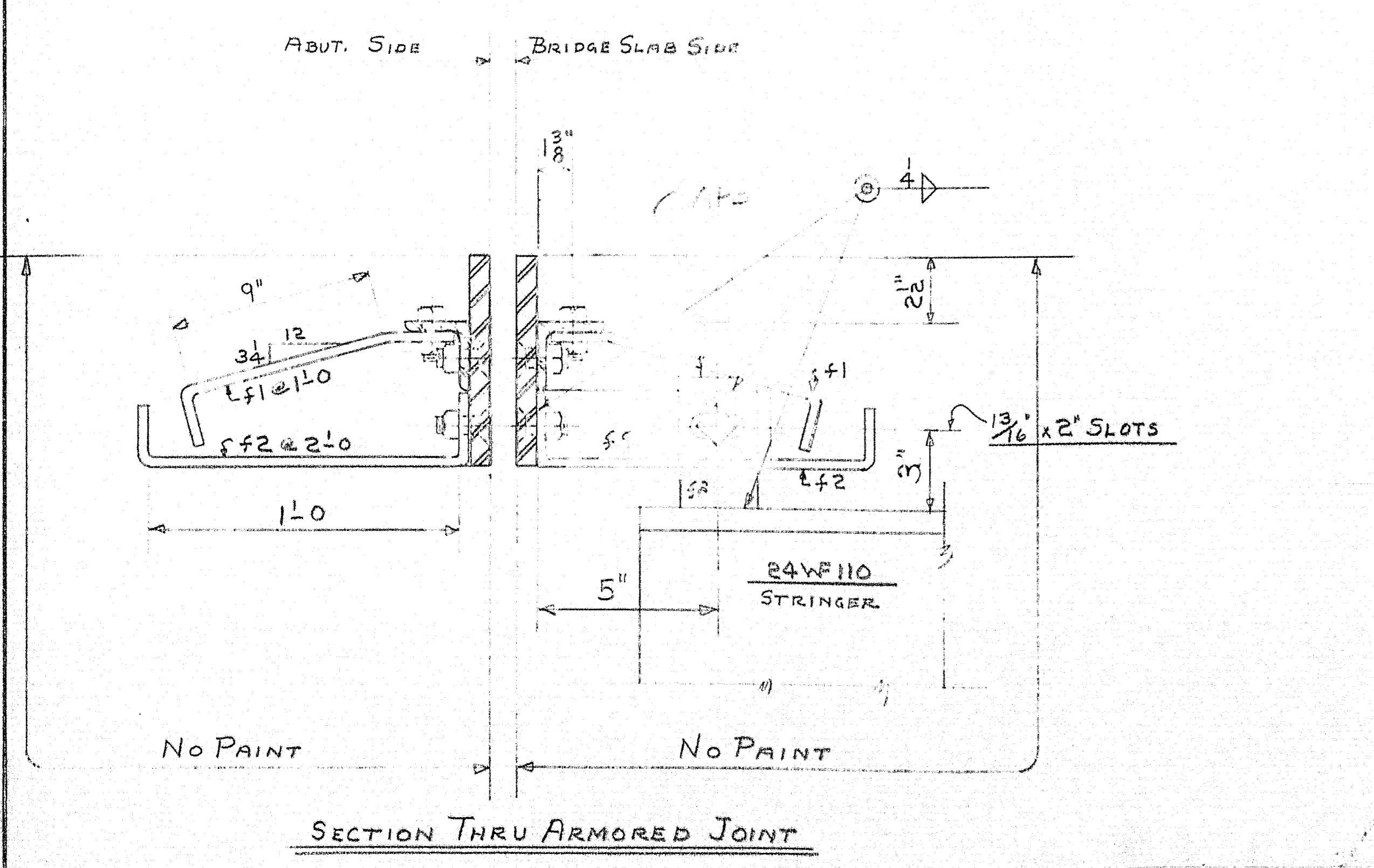
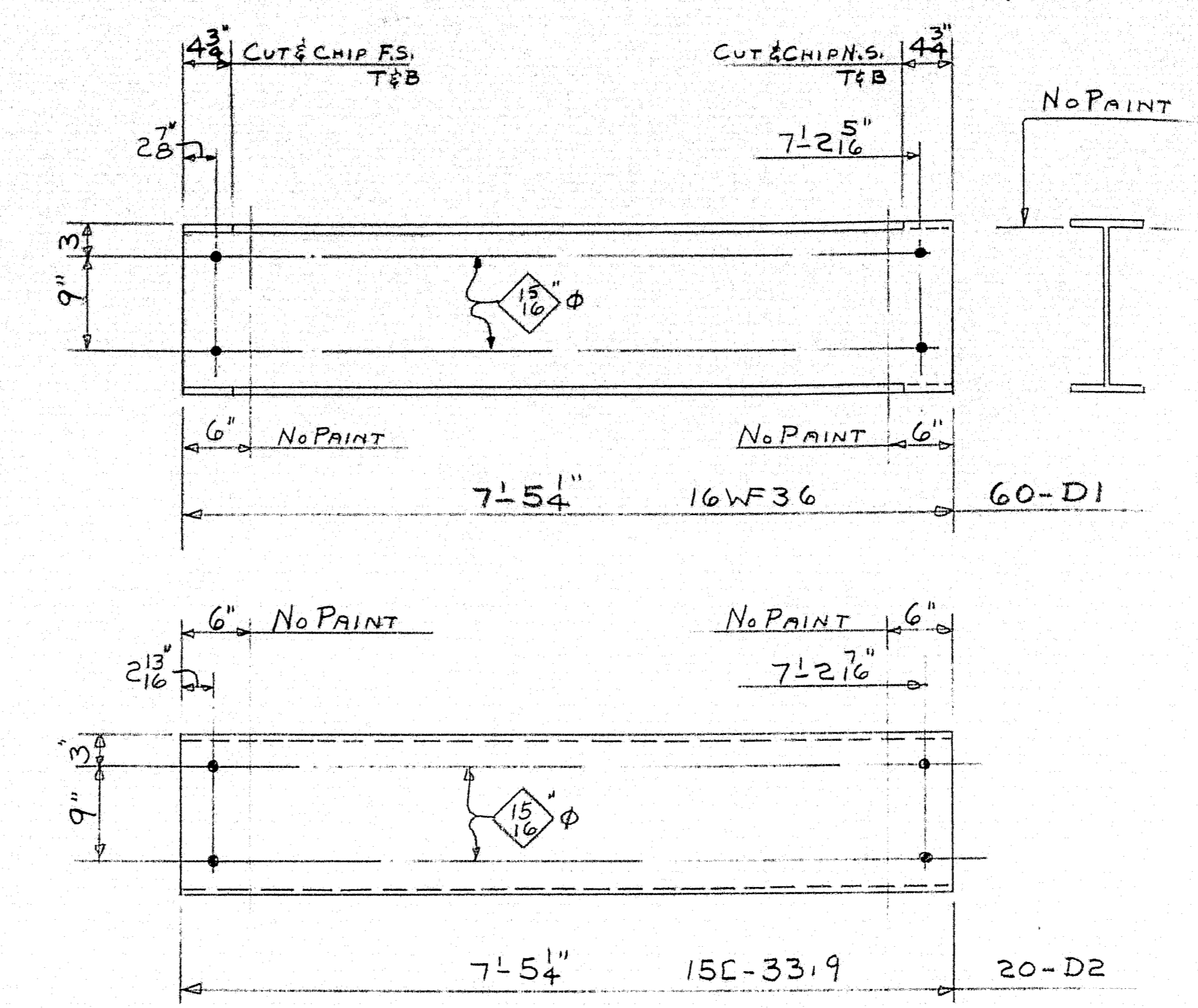
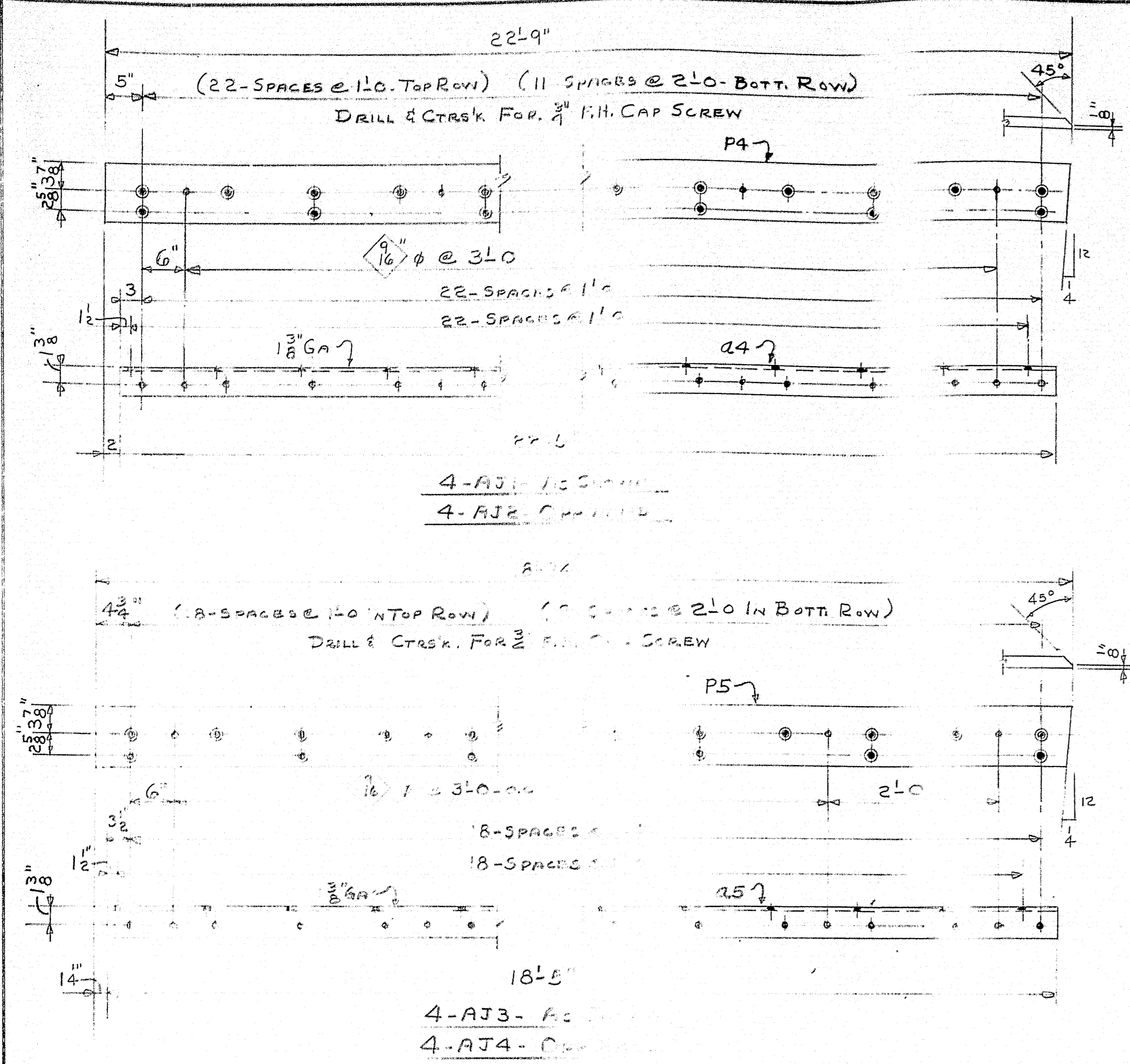
STRUCT. STEEL IS ITEM 702-103

SHOP CONNECTIONS: WELD
 FIELD CONNECTIONS: 7/8 H.S. BOLTS
 HOLES: 1/8" ϕ
 PAINT: STATE OF MAINE SPEC'S.

FOR D FS NOTED 11/6/61

STRINGERS FOR EAST BRIDGE	
PRINT ISSUE	<i>Ramcraft & Martin-Rolling Mills Company</i> Brewer, Maine
4 SHOP 11-20-61	PROJECT I-95-7 (14) 170
3 DIST. 11-17-61	INTERSTATE BRIDGES
4 SHOP 11-17-61	HAMPDEN MAINE
2 F/A 10-25-61	CUSTOMER THOMAS DICENZO
DRAWN 10-23-61 DC	DESIGNER STATE HIGHWAY COMM.
REVISION	ORDER VERBAL
REVISION	DWG. B61-344-S2

SHIP		BILL OF MATERIAL				DWG. 861-344-53E	
MARK	NO.	MARK	SHAPE	LENGTH	WT.	DEDUCT	REMARKS
AT1	4		ARMORED JOINT				
AT2	4		D _o				
AT3	4		D _o				
AT4	4		D _o				
		P4R	12-2x3/4	22.9		2#	A7
		P4L	D _o	22.9		2#	
		P5R	D _o	18.74		1 1/2#	
		P5L	D _o	18.74		1 1/2#	
		4A	2x3x3/8	22.5		1#	
		4B	D _o	22.5		1#	
		4C	D _o	18.5		1#	
		4D	D _o	18.5		1#	
		4E	2x3x3/8	1.1			
		4F	D _o	4 1/2			
			AD. 2s.				
		1B	3x3x3/8	0.7			
		1C	D _o	0.5			
			16WF36	7.54		460#	
			15L-33.9	7.54		7#	
			3W.I.Pipe	3.0			A7B
			BAR 2x3/8	0.8			F.7
			#6-RE-BAR	0.3			
			3/4" H.P.	3/4" M.BOLT	0.1 1/2		@ 24" PER 100
			1/2" H.P.	3/4" H.BOLT	0.2		@ 12" PER 100
			3/4" H.S.BOLT	0.3 1/2			@ 36" PER 100
			D _o	0.3 1/2			D _o
			3/4" H.S.WASHERS				
			3/4" M.BOLTS	0.1 1/2			NOT IN PAY WT.
			DUCT. STEEL IN ITEM 700-102				



SHOP CONNECTIONS: WELD
FIELD CONNECTIONS: D_o
HOLES: 1/8" UNLESS NOTED
PAINT: STATE OF MAINE SPEC'S.

AS NOTED 11/27/61

ARMORED JOINTS & DIAPHRAGMS (FIRST BRIDGE)

PRINT ISSUE		<i>Brancoff & Martin Rolling Mills Company</i>
		<i>Brewer, Maine</i>
4 SHOP 12/4/61		PROJECT I-95-T-1A) 170
3 DIST. 11/17/61		INTERSTATE BRIDGES
2 FIA 11-17-61		HAMPDEN MAINE
1 FIA 10-25-61		CUSTOMER THOMAS DICENZO
DRAWN 10-25-61 D.C.		DESIGNER STATE HIGHWAY COMM.
REVISION 11-17-61 D.C.		
REVISION 12-4-61 D.C.		
REVISION	ORDER VERBAL	DWG. 861-344-53E

