

---

---

**BOARD OF LICENSURE IN MEDICINE**

---

---

**DATE:** FEBRUARY 11, 2025  
**TO:** BOARD MEMBERS  
**CC:**  
**FROM:** VALERIE HUNT  
**RE:** 2024 ANNUAL LICENSING REPORT

---

2024 saw several major accomplishments in the licensing department. These included:

- Introduction and Training of New Staff
  - Reorganization of the licensing unit to include the creation of a new Licensing Supervisor. Tracy Morrison was promoted to this position. This change opened an opportunity for a Licensing Specialist, which was filled by Nathan Fitts.
  - The Assistant Executive Director position was filled by Valerie Hunt who is responsible for oversight of the licensing department.
  - Tracy Morrison participated in the CMBLS (Certified Medical Board Licensing Specialist Training) and received her certification.
- Implementation of the Interstate Medical Licensure Compact (IMLC) API for initial applications.
  - This is expected to go live in Spring of 2025.
- Licenses Issued
  - 1038 MD and MDA licenses were issued in 2024.

### **Looking Forward**

The licensing staff is looking forward to continued progress in 2025. The goals include:

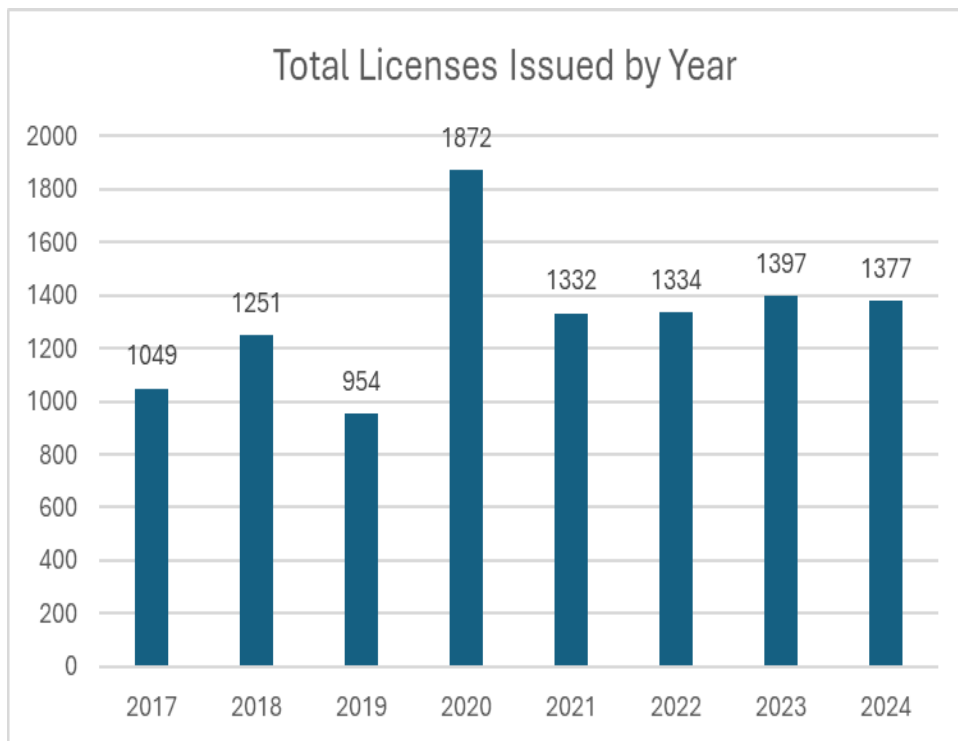
- Continuing the file clean-up and archiving process;
- Nathan Fitts and Savannah Okoronkwo will be participating in the CMBLS training to become Certified Licensing Specialists.
- Working with the IMLC to transition initial applications from manual to electronic process.

- Updating Chapter 1 to include a new pathway for physicians re-entering practice.

## Licensing Statistics

### Total Number of Licenses Issued

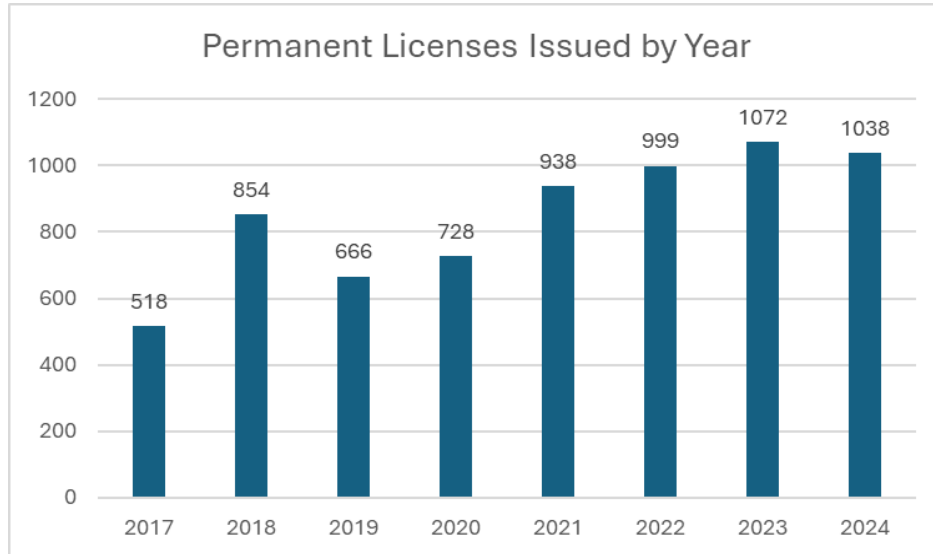
A summary of licenses issued by year



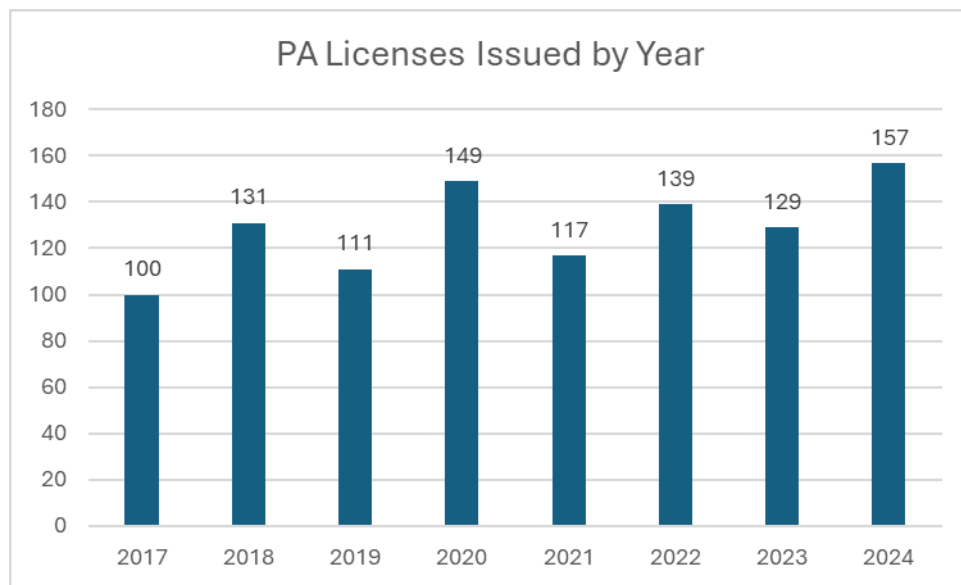
### Permanent Licenses Issued

The total number of Permanent MD licenses issued each year (MD and initial MDA) are:

## BOARD OF LICENSURE IN MEDICINE



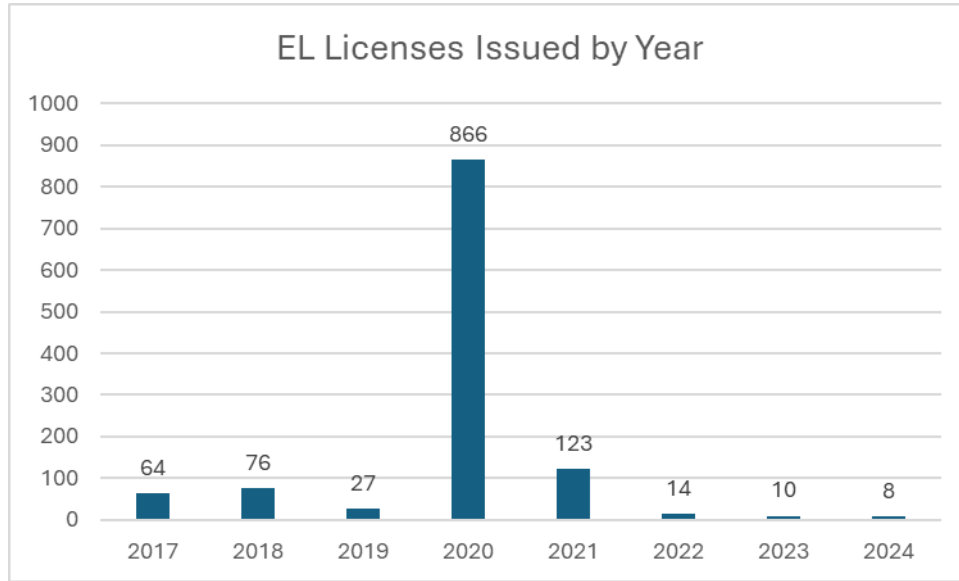
The total number of PA licenses issued each year are:



### **Emergency licenses**

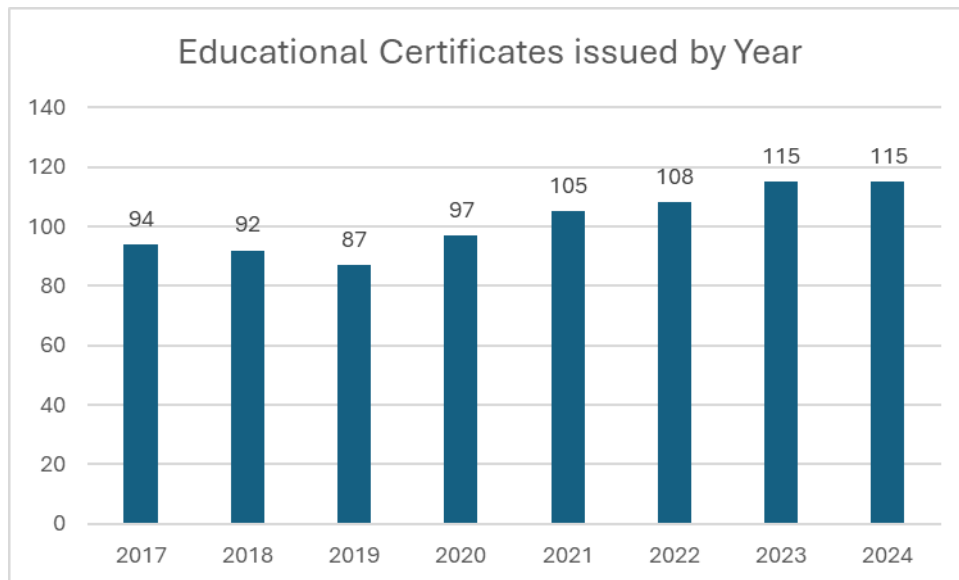
The number of emergency licenses decreased in 2019 as we continued to refine our processes for permanent licensure. This trend was completely reversed in 2020 with the creation of the COVID 19 emergency license. For the first time ever, more emergency licenses were issued than any other type of license. In 2021 COVID 19 emergency licenses continued to be issued through June and accounts for the majority of emergency licenses issued in 2021. The number of emergency licenses issued are lower than pre-pandemic levels. The numbers are:

## BOARD OF LICENSURE IN MEDICINE



### Educational Certificates

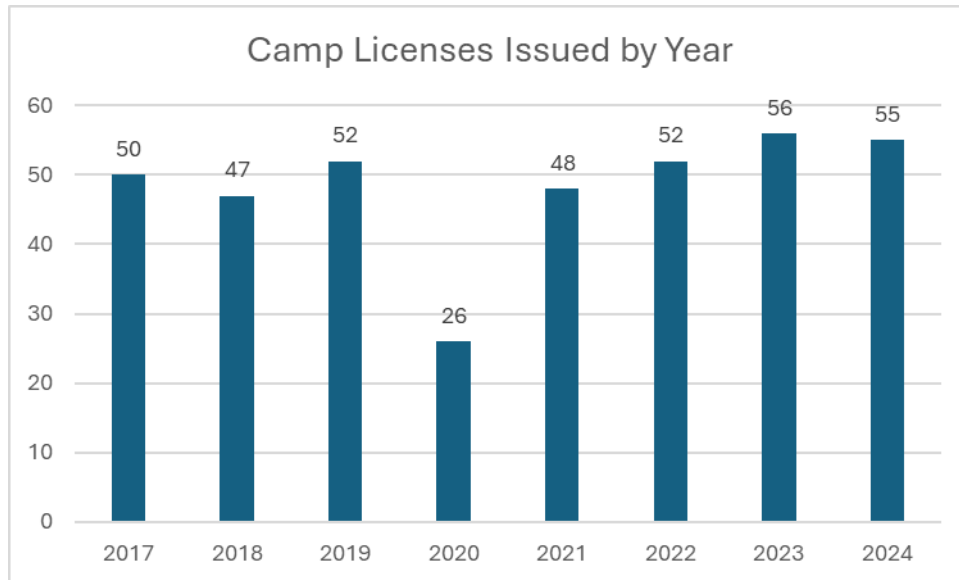
Educational Certificates have remained stable. The numbers are:



## BOARD OF LICENSURE IN MEDICINE

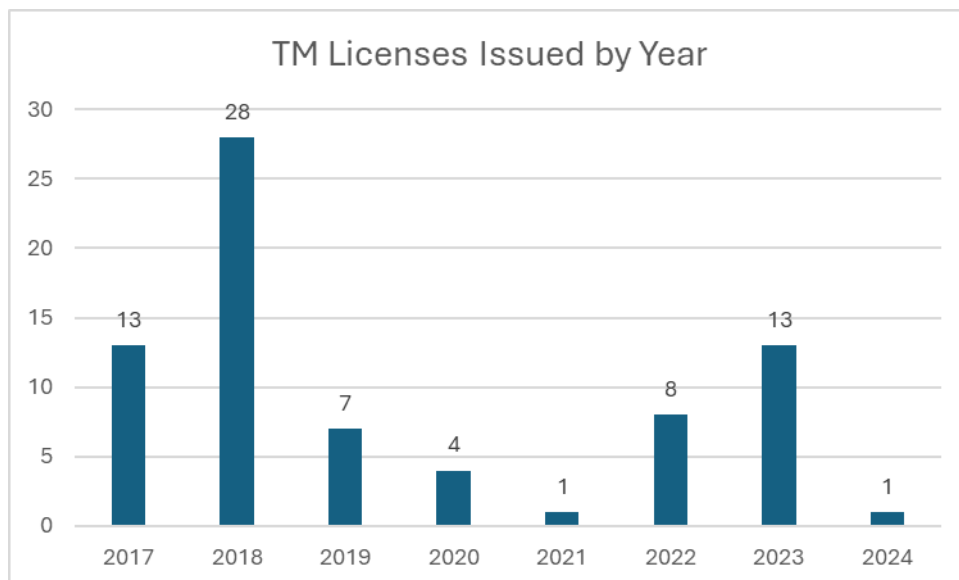
### Camp License

The number of Camp Licenses have remained stable. The numbers are:



### Consultative Telemedicine

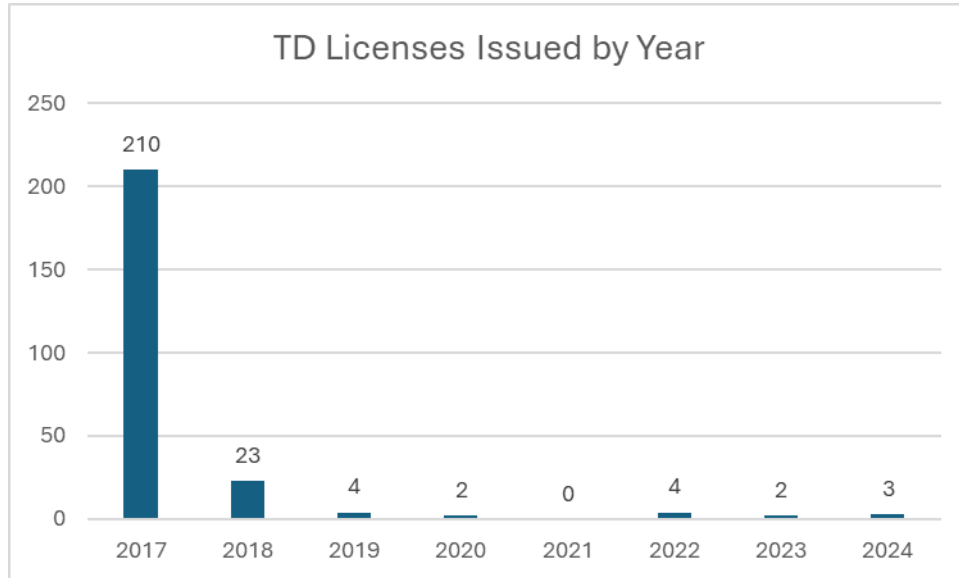
Staff continues to educate physicians who apply for this license about its limitations. Once educated the majority of physicians request a permanent license. The total number of Consultative Telemedicine licenses issued each year are:



## BOARD OF LICENSURE IN MEDICINE

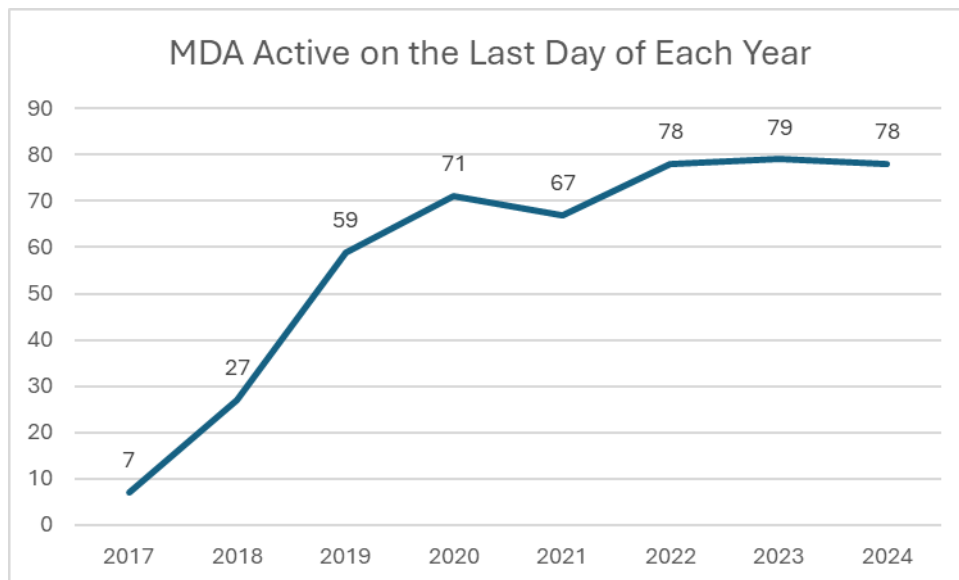
### Temporary License

Temporary license applications issued are negligible. The total number of Temporary licenses issued each year are:



### Administrative License

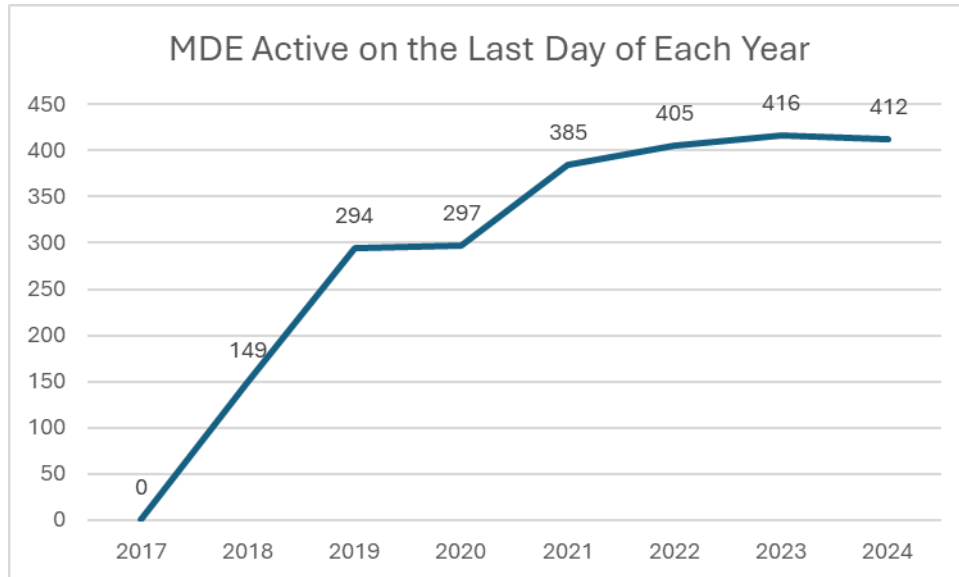
Administrative licenses can either be obtained through an initial license application or through conversion of an already active license. This means that the number issued do not equal the number active. The total number of active Administrative licenses at the end of each year are:



## BOARD OF LICENSURE IN MEDICINE

### Emeritus License

Starting in January 2018 the Board offered the Emeritus license to its licensees. This license type continues to be a popular option. At the end of each year the following amount of Emeritus licenses were active.

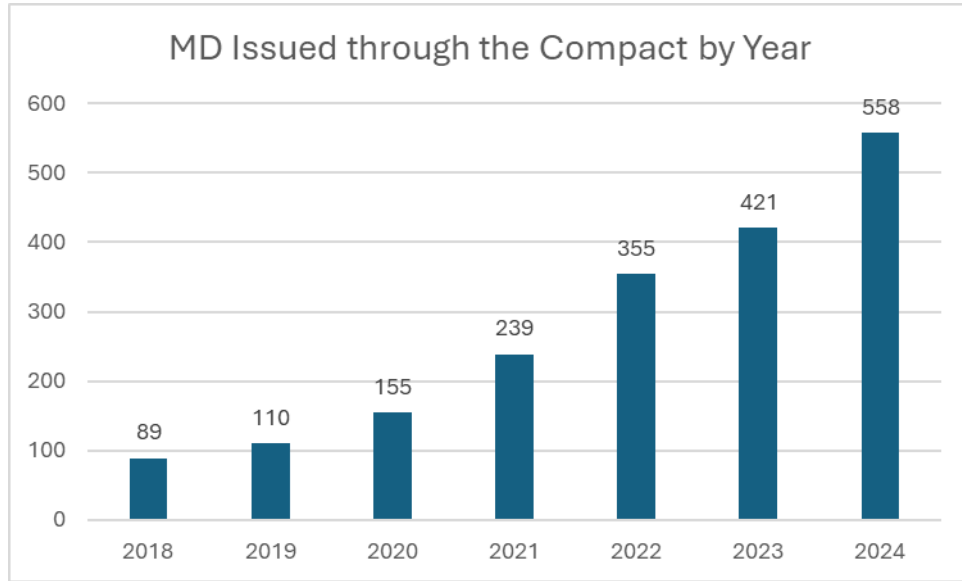


### Interstate Medical Licensure Compact

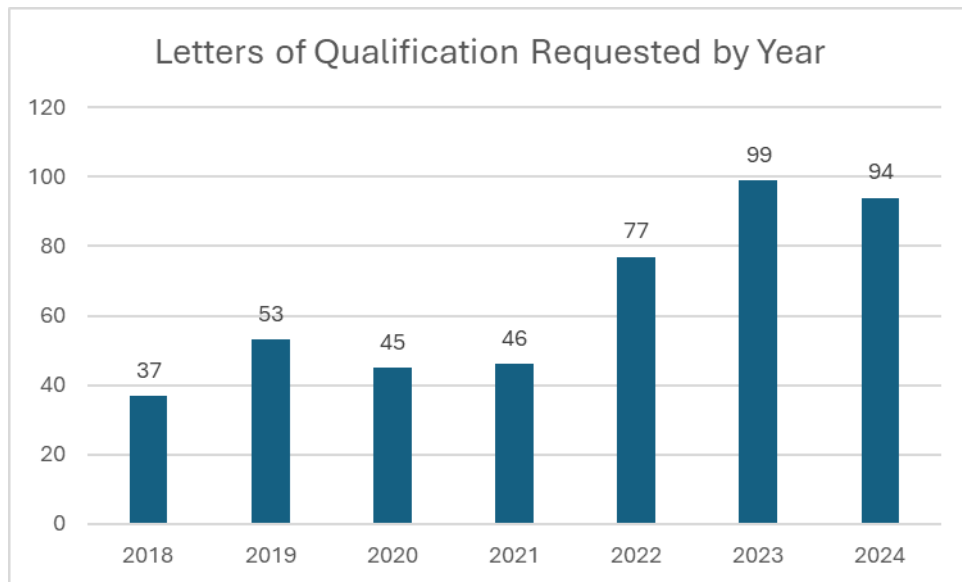
Use of the Compact continues to grow. Approximately 53.8% of permanent licenses issued in 2024 were issued through the compact process. This is up from 39.3% in 2023. Although a faster process for physicians, the compact applications continue to be paper and must be manually entered. This has resulted in an increase of data entry for staff.

In addition, the number of Letter of Qualification (LOQ) remains stable with 94 requests in 2024. LOQs allow Maine licensed physicians to obtain other licenses through the compact. Each applicant must have their education, training, examination history, criminal background, physical residence and work verified before an LOQ can be issued. As more states enter the compact this number is expected to continue growing, resulting in an increased workload for staff.

## BOARD OF LICENSURE IN MEDICINE



Letters of Qualification:

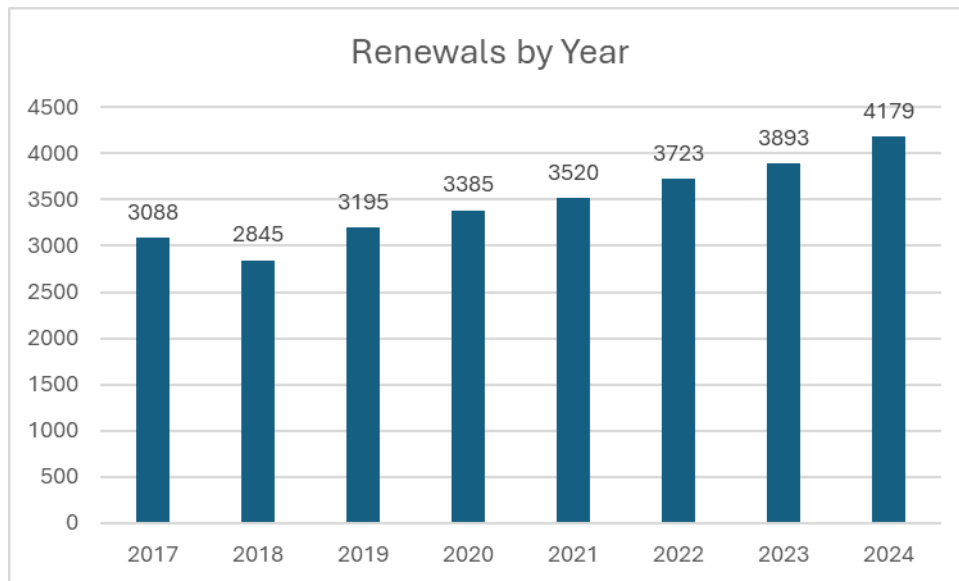




## BOARD OF LICENSURE IN MEDICINE

### Renewals

As the total number of licensees increases each year, so does the number of renewals processed. The total number of licenses renewed each year are:



### Workforce in Maine

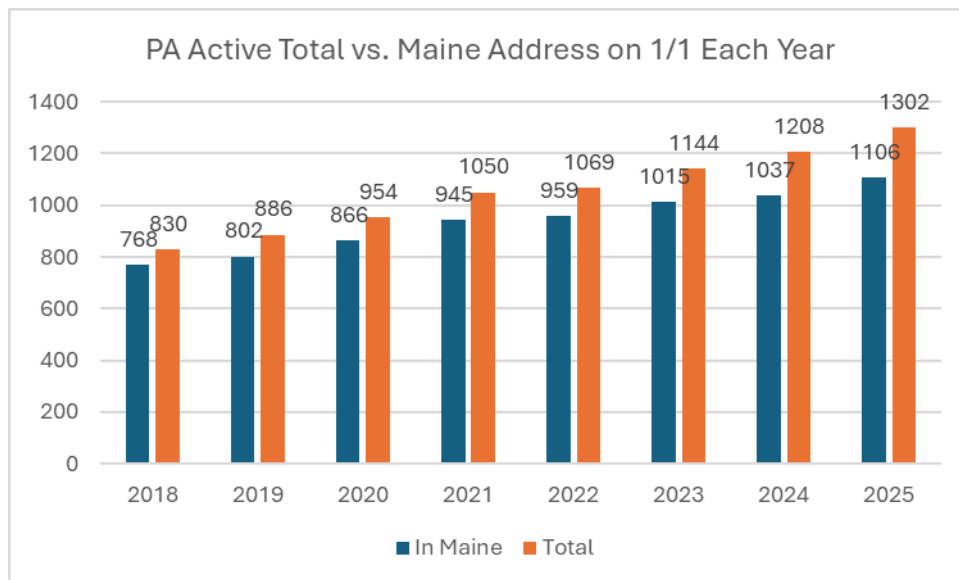
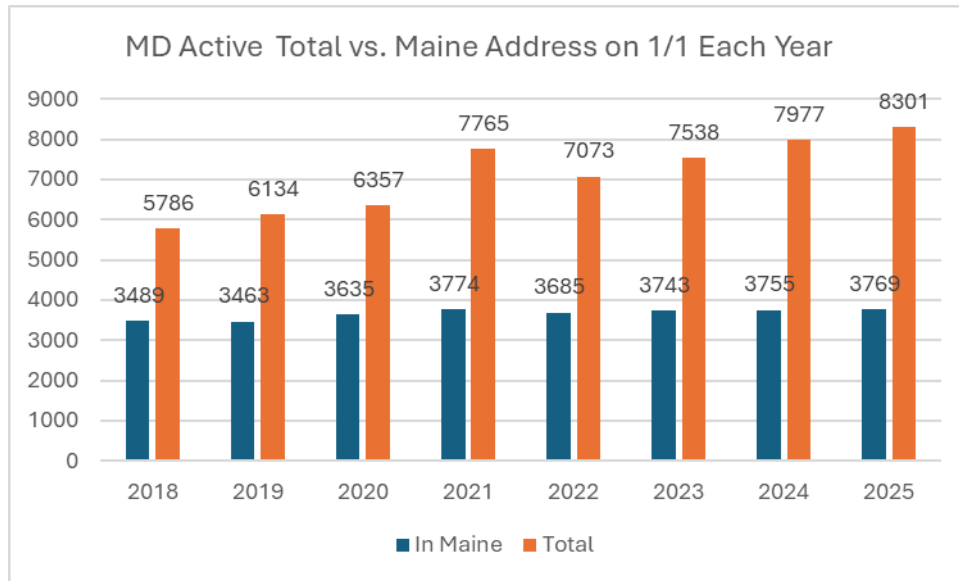
Maine has seen a dramatic increase in active physician licenses with this Board from 5,786 on January 1, 2018 to 8,301 on January 1, 2025. This is an increase of 2,515 active physician licenses. However, the number of active physician licenses with a Maine address has increased at a much smaller rate, 3,489 on January 1, 2018 to 3,769 on January 1, 2025. This is an increase of 280 active physician licenses with a Maine address.

Physician assistants have also seen an increase with active physician assistant licenses going from 830 on January 1, 2018 to 1,302 on January 1, 2025. This is an increase of 472 active physician assistant licenses. The number of active physician assistant licenses with a Maine address has kept pace, with 768 on January 1, 2018 and 1,106 on January 1, 2025. This is an increase of 338 active physician assistant licenses with a Maine address.

This data illustrates the need to look more closely at the numbers when considering the physician and physician assistant workforce in Maine.

Please note that active physician licenses include active license types such as administrative and emeritus, but not educational certificates.

## BOARD OF LICENSURE IN MEDICINE



### Licensing Times

The overall time to process a license application in 2024 increased from 54.01 days in 2023 to 61.91 days in 2024. If you factor out applications that are later abandoned, voided, or withdrawn the average time increased from 50.33 days in 2023 to 56.83 days in 2024. When looking at these increases, three things should be kept in mind, (1) the increase in permanent applications and licenses issued; (2) the staffing issues experienced in 2024; and (3) licenses issued through the IMLC are **not** counted in this statistic. Because of the manual nature of the process for IMLC licenses, they do not have pending times for calculation. However, the vast majority of IMLCC licenses were issued within 5 business days.

# BOARD OF LICENSURE IN MEDICINE

A table by license type can be found below:

## Average Time to Licensure in Days

License Type	2019 All	2020 All	2021 All	2022 All	2023 All	2023 Excluding Void/Abandoned/Withdrawn	2024 All	2024 Excluding Void/Abandoned/Withdrawn
Youth Camp	61.73	61.61	51.51	98.2	60.91	60.91	65.93	65.93
Educational Certificate	60.49	74.91	84.17	81.24	83.16	83.16	84.04	85.52
Emergency	20.47	19.02	25.38	37.69	25.43	5.29	22.39	16.14
Permanent	46.48	48.24	61.68	61.03	50.87	46.07	59.32	51.67
Administrative	6	86.75	74.33	60.00	117	117	55	55
PA-Clinical	65.91	50.78	48.90	46.99	50.74	42.06	60.35	53.71
PA Non-Clinical	37.63	24.46						
Temporary	95	24		62.5	37	37	72.5	72.5
Telemedicine	41.29	37.50	49.90	32.06	35.43	28.62	50.4	0
Temporary PA	77	39						
<b>Average</b>	<b>47.16</b>	<b>49.56</b>	<b>60.09</b>	<b>60.59</b>	<b>54.01</b>	<b>50.33</b>	<b>61.91</b>	<b>56.83</b>

