
BOARD OF LICENSURE IN MEDICINE

DATE: FEBRUARY 12, 2024
TO: BOARD MEMBERS
CC:
FROM: TIMOTHY TERRANOVA
RE: 2023 ANNUAL LICENSING REPORT

2023 saw several major accomplishments in the licensing department. These included:

- Introduction and Training of New Staff
 - Lisa Reny left BOLIM in 2023. Savannah Okoronkwo moved from the Consumer Assistant position to the licensing staff shortly after and is learning her new duties.
- Piloting and implementation of the Interstate Medical Licensure Compact (IMLC) API for renewal applications.
 - This has streamlined the process for staff and licensees, converting the IMLC renewals from manual to online the same as regularly licensed physicians.
- Increased participation in the Accreditation Council for Continuing Medical Education (ACCME) Program and Activity Reporting System (PARS) program.
 - PARS allows staff to see if licensees selected for random CME audits have completed the required hours prior to requesting documentation from the licensee. If the licensee has enough hours, the audit is documented as passed and the licensee does not have to submit certificates. The system is still new and not all CME is included. To date, three licensees have passed the audit based on information in PARS.
- Piloting FSMB's new Physician Data Center (PDC) interface
 - Nathan has been an integral part of FSMB's redesign and launch of the updated PDC system. Part of the system is in use and Nathan continues to provide feedback as FSMB updates the remaining parts of the program.
- Licenses Issued
 - 1072 MD and MDA licenses were issued in 2023. This was accomplished without an increase in staff support.

Looking Forward

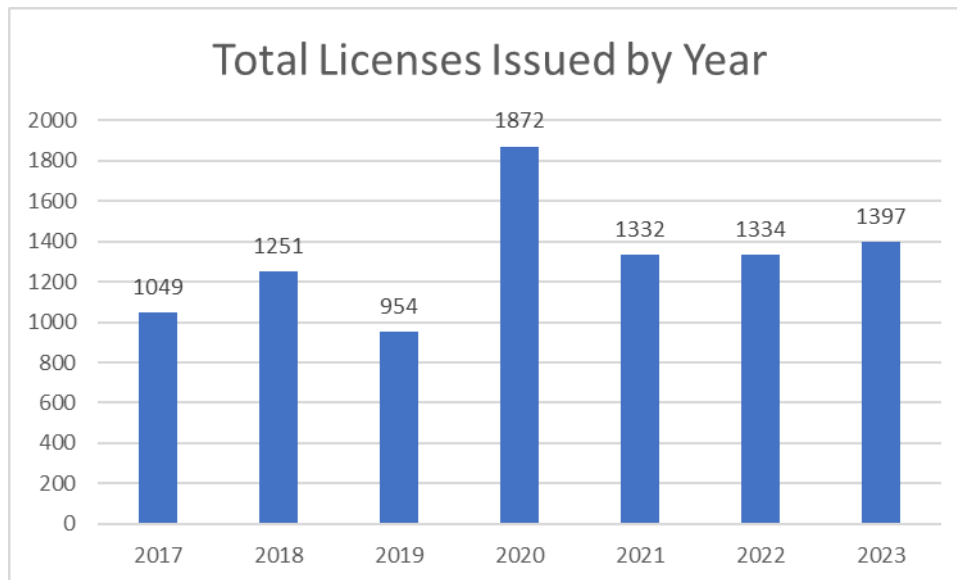
The licensing staff is looking forward to continued progress in 2024. The goals include:

- Continuing the file clean-up and archiving process;
- Continuing to work with FSMB on creating a better process for emergency situations; and
- Working with IMLC to transition initial applications from manual to electronic process.

Licensing Statistics

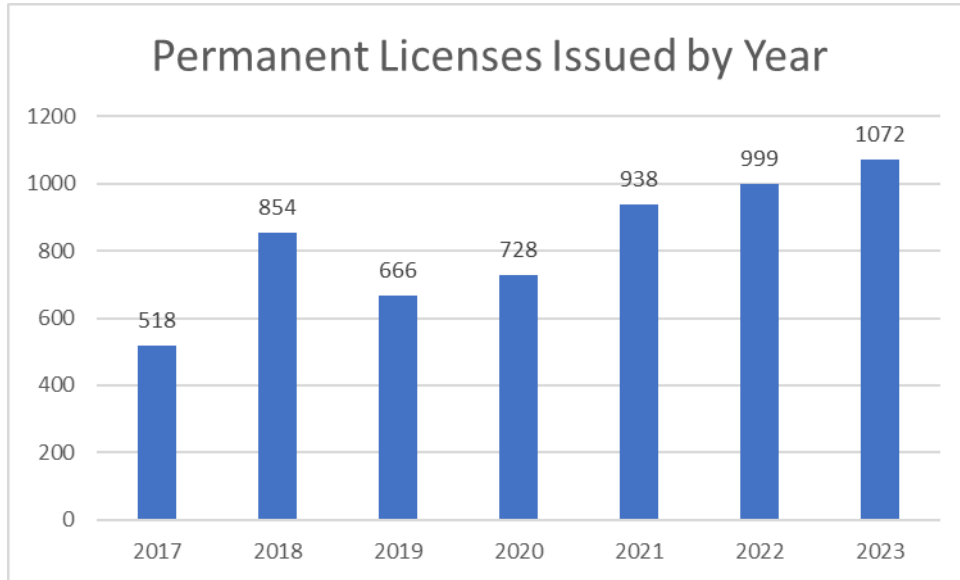
Total Number of Licenses Issued

A summary of licenses issued by year

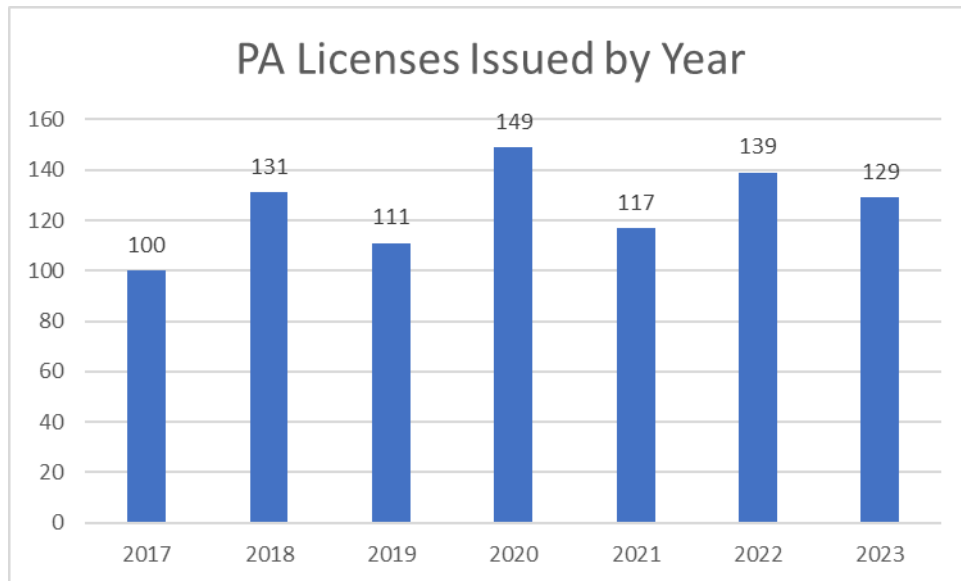


Permanent Licenses Issued

The total number of Permanent MD licenses issued each year (MD and initial MDA) are:



The total number of PA licenses issued each year are:

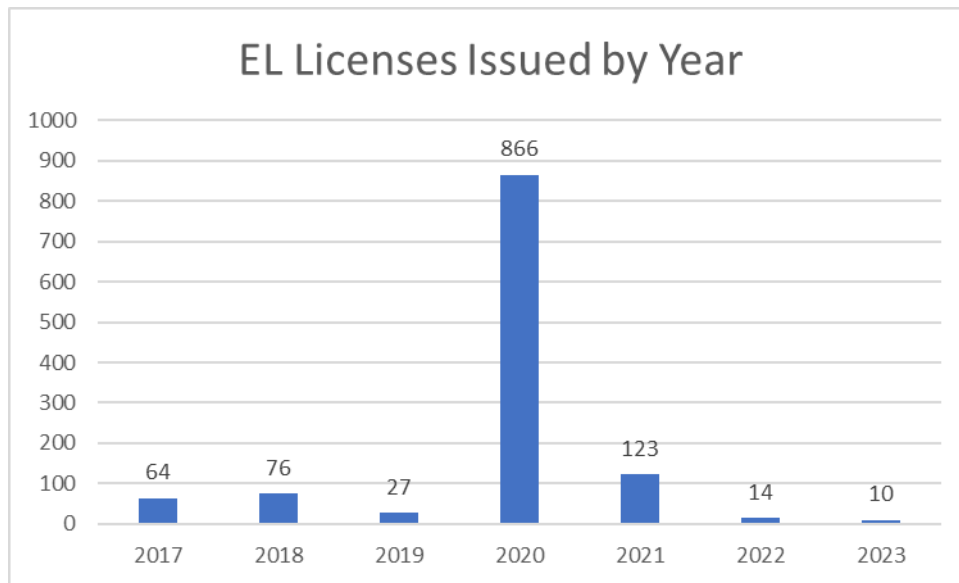


Emergency licenses

The number of emergency licenses decreased in 2019 as we continued to refine our processes for permanent licensure. This trend was completely reversed in 2020 with the creation of the COVID 19 emergency license. For the first time ever, more emergency licenses were issued than any other type of license. In 2021 COVID 19 emergency licenses continued to be issued through June and

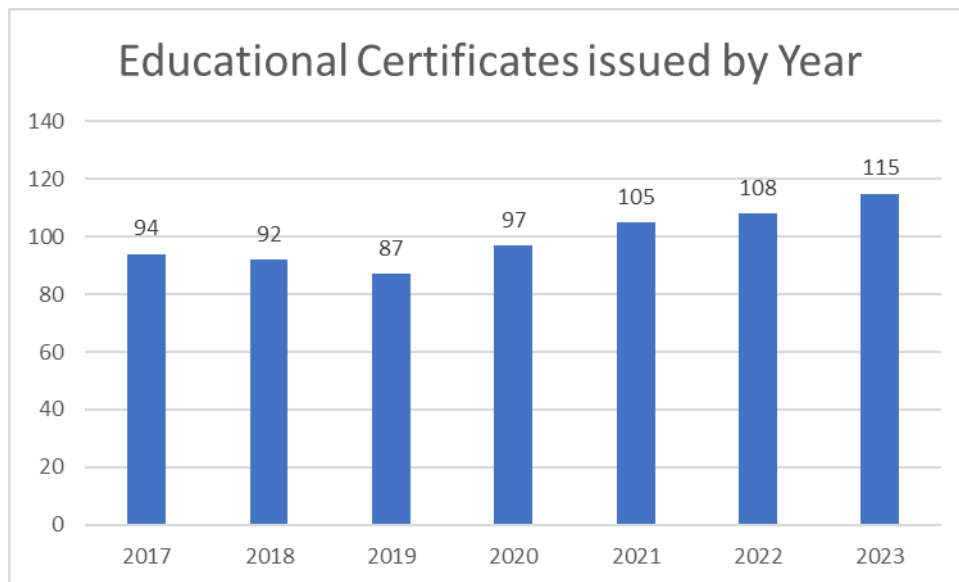
BOARD OF LICENSURE IN MEDICINE

accounts for the majority of emergency licenses issued in 2021. The number of emergency licenses issued returned to pre-pandemic levels in 2022 and 2023. The numbers are:



Educational Certificates

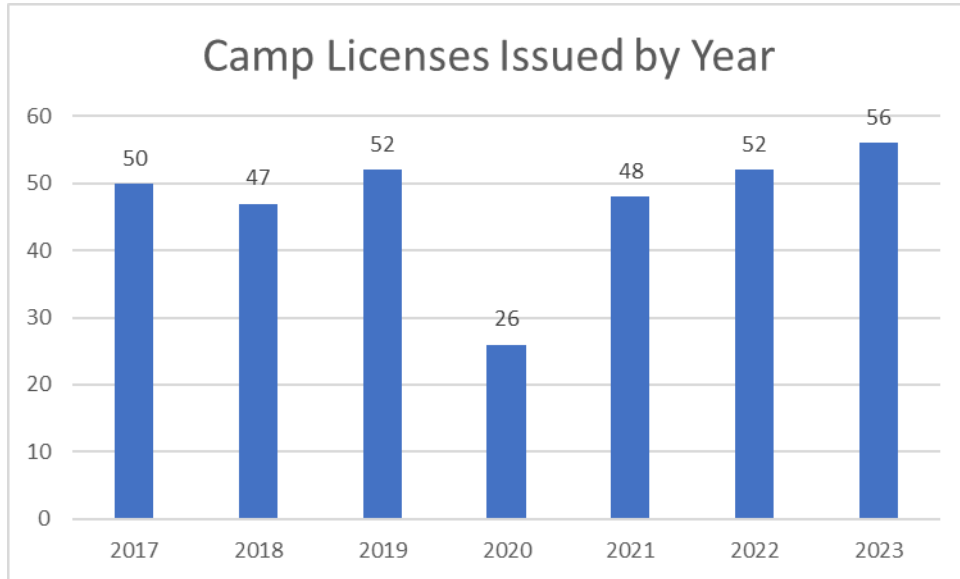
Educational Certificates have remained stable. The numbers are:



BOARD OF LICENSURE IN MEDICINE

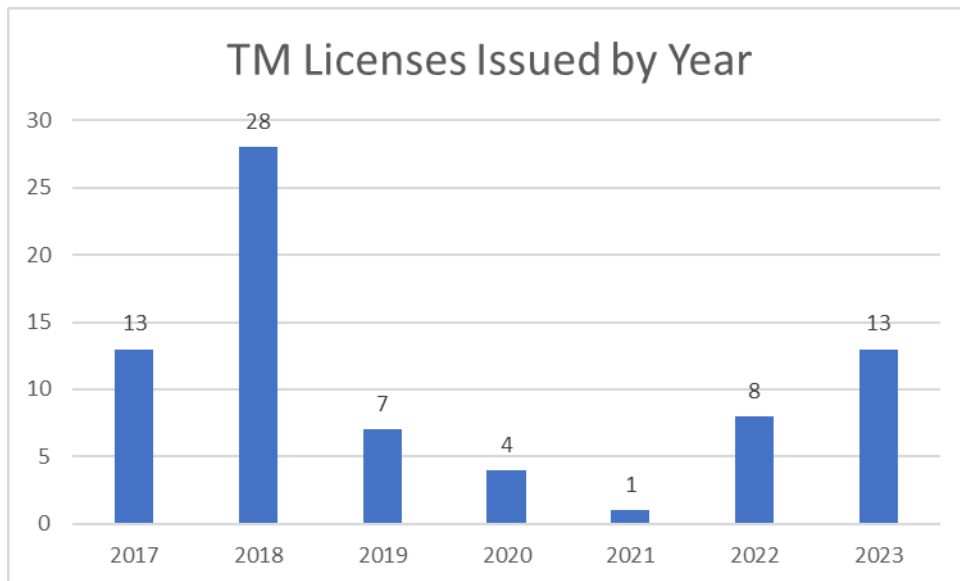
Camp License

The number of Camp Licenses have remained stable. The numbers are:



Consultative Telemedicine

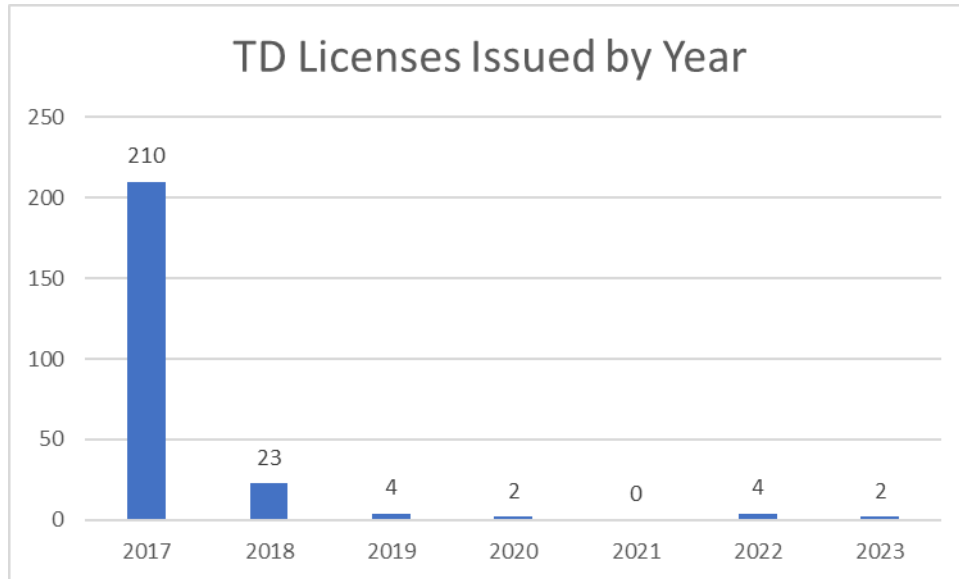
Staff continues to educate physicians who apply for this license about its limitations. Once educated the majority of physicians request a permanent license. In 2023, despite the continued education of applicants, an increasing number requested to continue with the consultative telemedicine license. The total number of Consultative Telemedicine licenses issued each year are:



BOARD OF LICENSURE IN MEDICINE

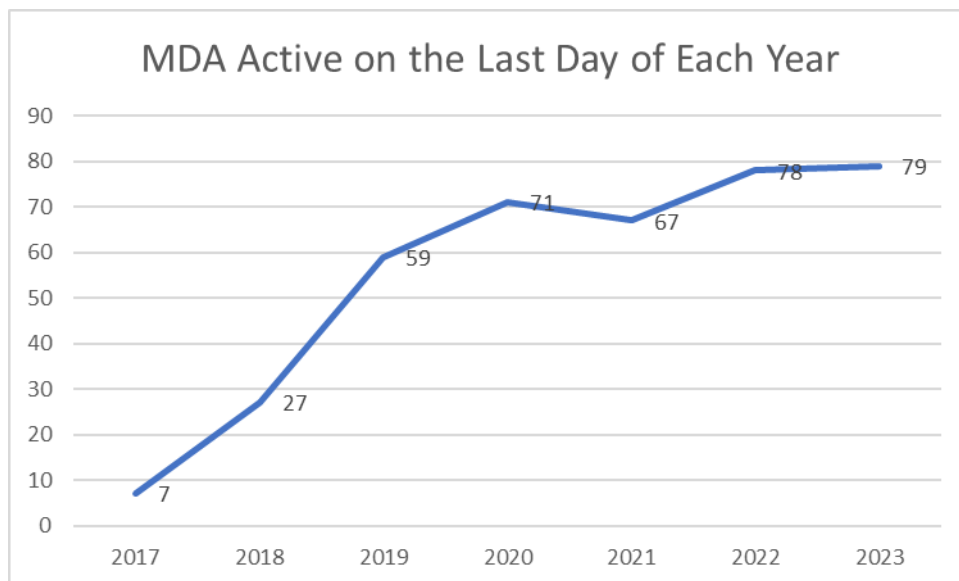
Temporary License

Temporary license applications have seen a steady decline and none were issued in 2021. There was a slight increase in 2022 and a decrease in 2023. The amount is still negligible. The total number of Temporary licenses issued each year are:



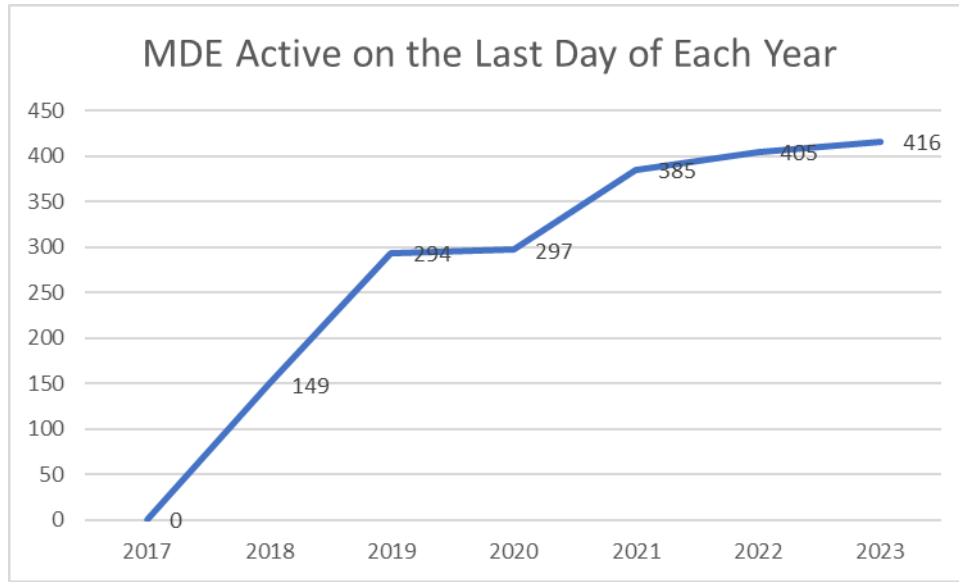
Administrative License

Administrative licenses can either be obtained through an initial license application or through conversion of an already active license. This means that the number issued do not equal the number active. The total number of active Administrative licenses at the end of each year are:



Emeritus License

Starting in January 2018 the Board offered the Emeritus license to its licensees. This license type continues to be a popular option. At the end of each year the following amount of Emeritus licenses were active.

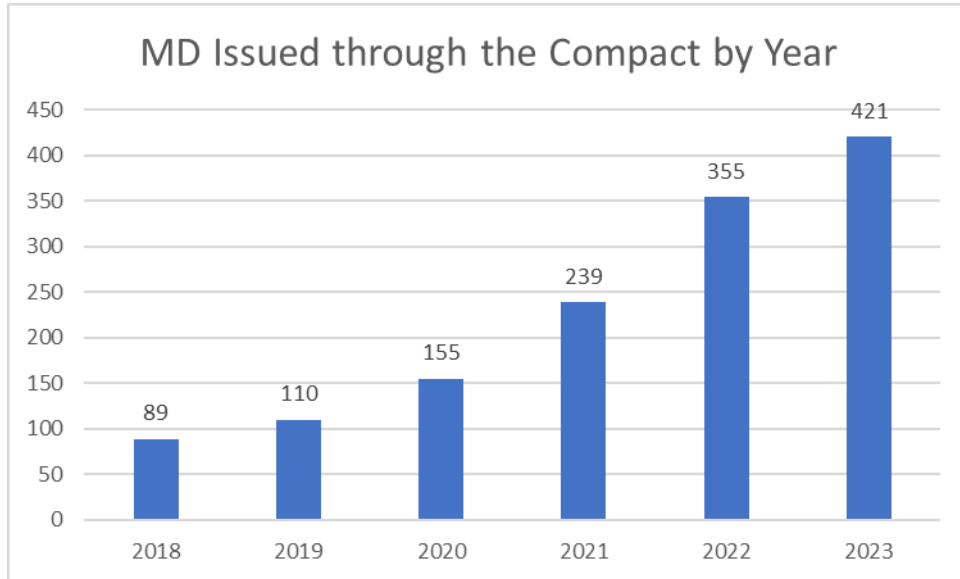


Interstate Medical Licensure Compact

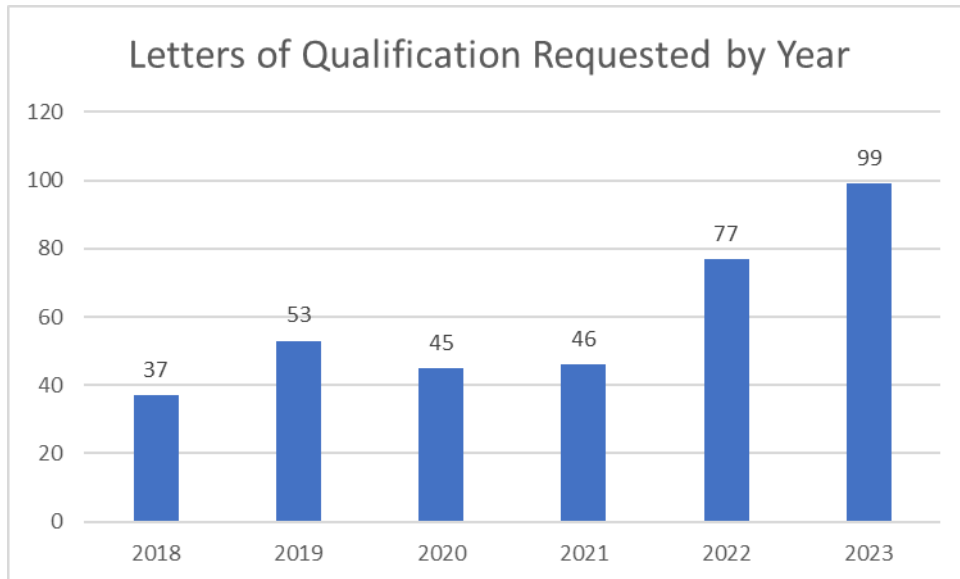
Use of the Compact continues to grow. Approximately 39.3% of permanent licenses issued in 2023 were issued through the compact process. This is up from 35% in 2022. Although a faster process for physicians, the compact applications continue to be paper and must be manually entered. This has resulted in an increase of data entry for staff.

In addition, the number of Letter of Qualification (LOQ) have continued to grow with 99 requests in 2023. LOQs allow Maine licensed physicians to obtain other licenses through the compact. Each applicant must have their education, training, examination history, criminal background, physical residence and work verified before an LOQ can be issued. As more states enter the compact this number is expected to continue growing, resulting in an increased workload for staff.

BOARD OF LICENSURE IN MEDICINE

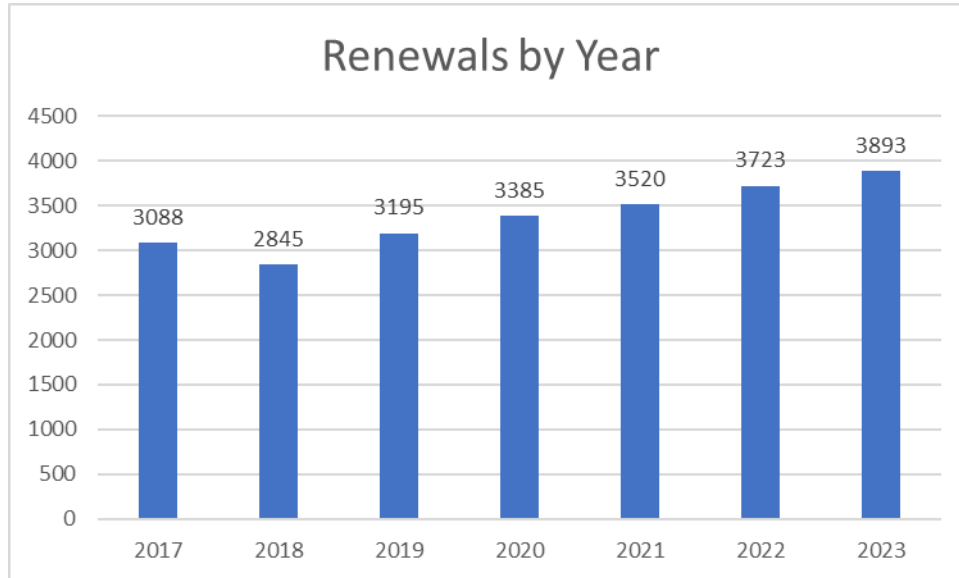


Letters of Qualification



Renewals

As the total number of licensees increases each year, so does the number of renewals processed. The total number of licenses renewed each year are:



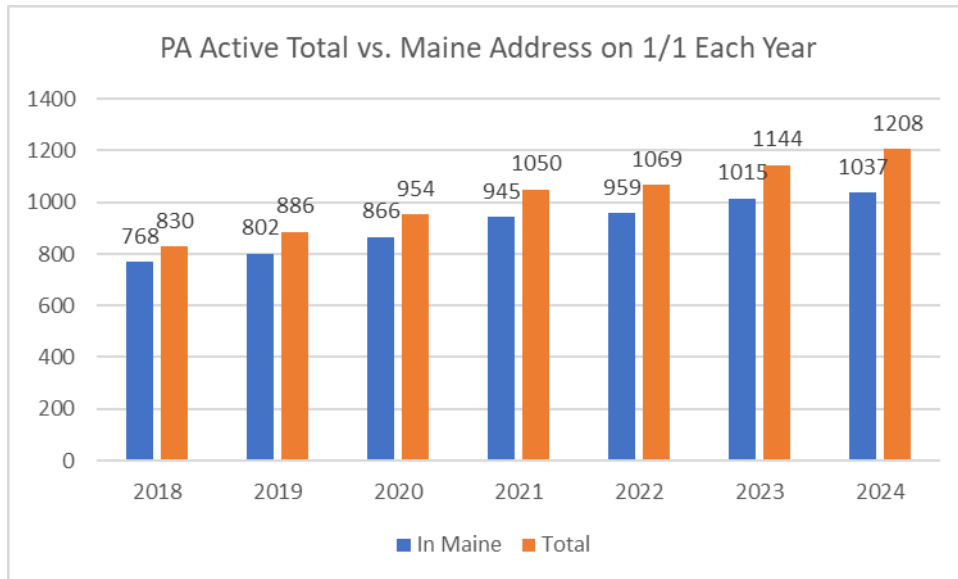
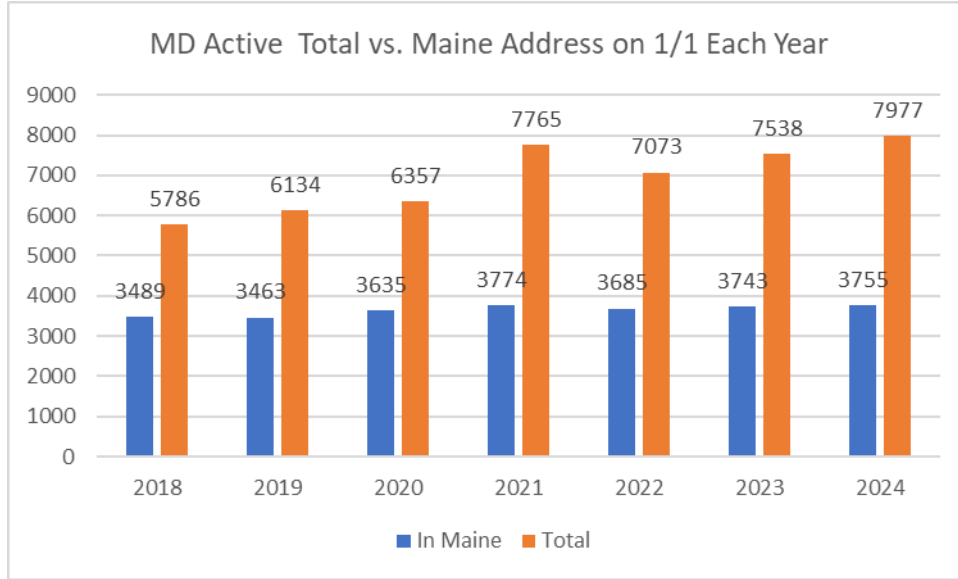
Workforce in Maine

Maine has seen a dramatic increase in active physician licenses with this Board from 5,786 on January 1, 2018 to 7,977 on January 1, 2024. This is an increase of 2,191 active physician licenses. However, the number of active physician licenses with a Maine address has increased at a much smaller rate, 3,489 on January 1, 2018 to 3,755 on January 1, 2024. This is an increase of 266 active physician licenses with a Maine address.

Physician assistants have also seen an increase with active physician assistant licenses going from 830 on January 1, 2018 to 1,208 on January 1, 2024. This is an increase of 378 active physician assistant licenses. The number of active physician assistant licenses with a Maine address has kept pace, with 768 on January 1, 2018 and 1,037 on January 1, 2024. This is an increase of 269 active physician assistant licenses with a Maine address.

This data illustrates the need to look more closely at the numbers when considering the physician and physician assistant workforce in Maine.

BOARD OF LICENSURE IN MEDICINE



Licensing Times

The overall time to process a license application in 2023 decreased from 60.59 days in 2022 to 54.01 days in 2023. If you factor out applications that are later abandoned, voided, or withdrawn the average time decreased from 55.77 days in 2022 to 50.33 days in 2023. When looking at these increases, three things should be kept in mind, (1) the increase in permanent applications and licenses issued; (2) the staffing issues experienced in 2023; and (3) licenses issued through the IMLC are **not** counted in this statistic. Because of the manual nature of the process for IMLC licenses, they do not have pending times for calculation. However, the vast majority of IMLCC licenses were issued within 4 business days.

BOARD OF LICENSURE IN MEDICINE

A table by license type can be found below.

Average Time to Licensure in Days

License Type	2019 All	2020 All	2021 All	2022 All	2022 Excluding Void/Abandoned/Withdrawn	2023 All	2023 Excluding Void/Abandoned/Withdrawn
Youth Camp	61.73	61.61	51.51	98.2	107.61	60.91	60.91
Educational Certificate	60.49	74.91	84.17	81.24	83.01	83.16	83.16
Emergency	20.47	19.02	25.38	37.69	13.08	25.43	5.29
Permanent	46.48	48.24	61.68	61.03	54.02	50.87	46.07
Administrative	6	86.75	74.33	60.00	60.00	117	117
PA-Clinical	65.91	50.78	48.90	46.99	41.86	50.74	42.06
PA Non-Clinical	37.63	24.46					
Temporary	95	24		62.5	100	37	37
Telemedicine	41.29	37.50	49.90	32.06	25.22	35.43	28.62
Temporary PA	77	39					
Average	47.16	49.56	60.09	60.59	55.77	54.01	50.33

