

---

---

**BOARD OF LICENSURE IN MEDICINE**

---

---

**DATE:** FEBRUARY 14, 2022  
**TO:** BOARD MEMBERS  
**CC:**  
**FROM:** TIMOTHY TERRANOVA  
**RE:** 2022 ANNUAL LICENSING REPORT

---

2022 saw major changes in the licensing department. These included:

- Introduction and Training of New Staff
  - Elena Crowley left BOLIM in 2022. Lisa Reny joined our staff shortly after and has spent the year learning the licensing process.
  - Nathan Fitts transitioned from the Clubhouse position to a permanent part time position with the Board.

### **Licensing Staff Accomplishments**

Tracy, Lisa and Nathan have worked incredibly hard. The most significant accomplishments included:

- Archiving and File Clean-up
  - Thanks in large part to Nathan a massive cleanup of old files was undertaken. Nathan ensured old paper files were scanned and attached in the system before appropriately disposing of the paper files. He organized the paper filing system and has made it more manageable and useful. During this process Nathan often questioned why files were stored in certain ways and made suggestions to streamline the process. Nathan is still working on this project. In addition, Tracy and Maureen sent a large batch of files to archives for microfilming (per our retention schedule). The microfilming is still not up to date and we will continue to work on this during the coming year.
- Licenses Issued
  - 999 MD and MDA licenses were issued in 2022. This is the most ever in a year, 61 more than 2021, and close to double the amount in 2017. This was accomplished without an increase in staff support.

### **Looking Forward**

## BOARD OF LICENSURE IN MEDICINE

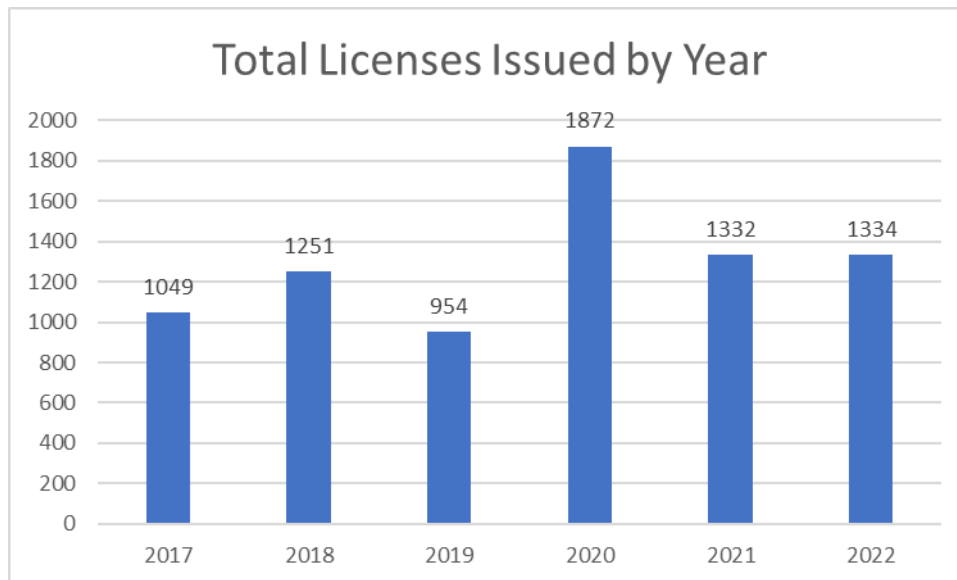
The licensing staff is looking forward to continued progress in 2023. The goals include:

- Continuing the file clean-up and archiving process: and
- Continuing to work with FSMB on creating a better process for emergency situations
- Working with the Interstate Medical Licensure Compact to transition from paper applications to an electronic process

## Licensing Statistics

### Total Number of Licenses Issued

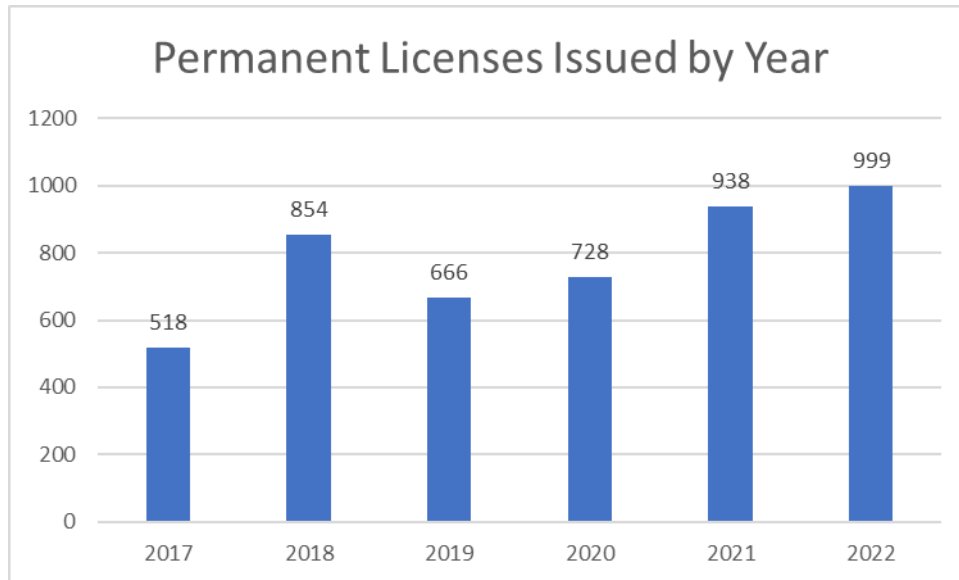
A summary of licenses issued by year



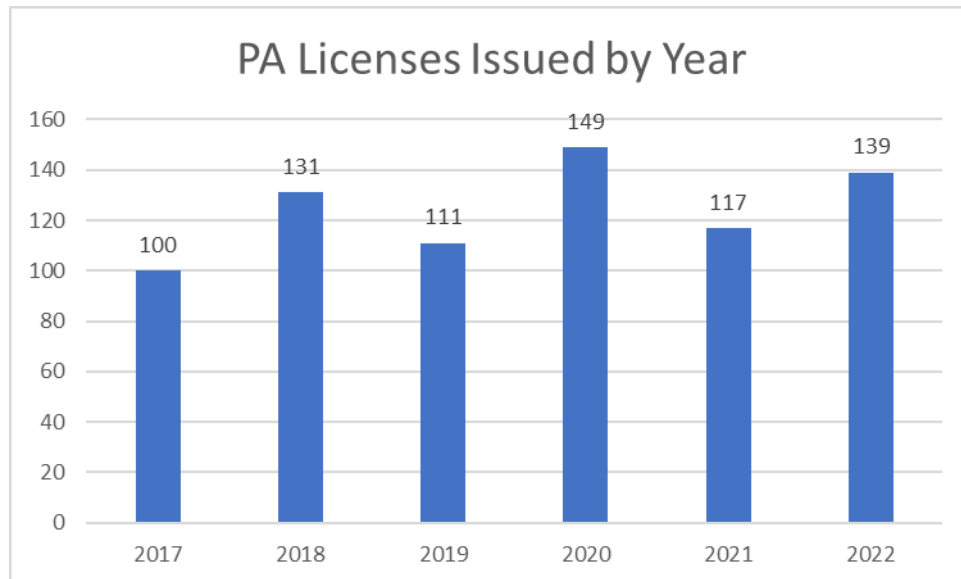
## BOARD OF LICENSURE IN MEDICINE

### Permanent Licenses Issued

The total number of Permanent MD licenses issued each year (MD and initial MDA) are:



The total number of PA licenses issued each year are:

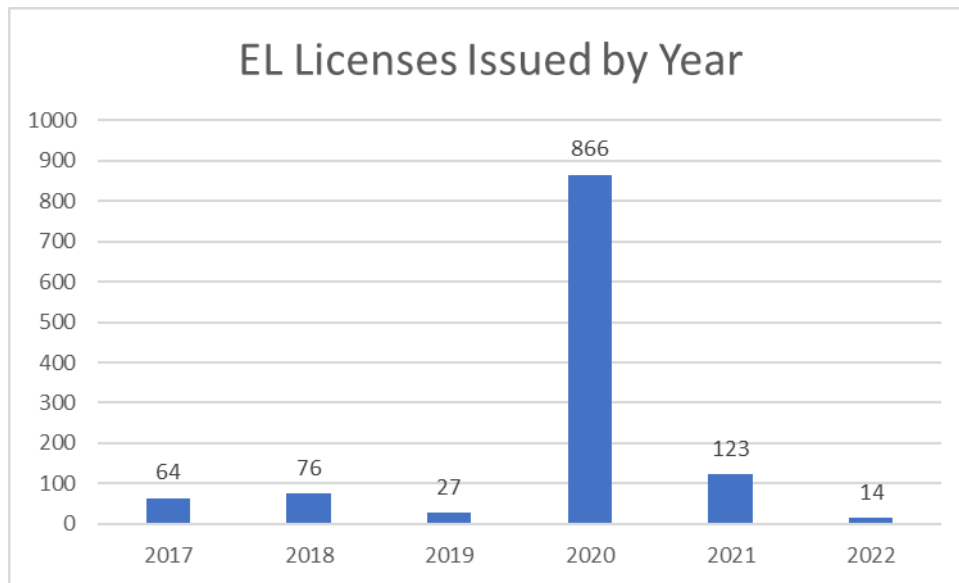


### Emergency licenses

The number of emergency licenses decreased in 2019 as we continued to refine our processes for permanent licensure. This trend was completely reversed in 2020 with the creation of the COVID 19 emergency license. For the first time ever, more emergency licenses were issued than any other type of license. In 2021 COVID 19 emergency licenses continued to be issued through June and

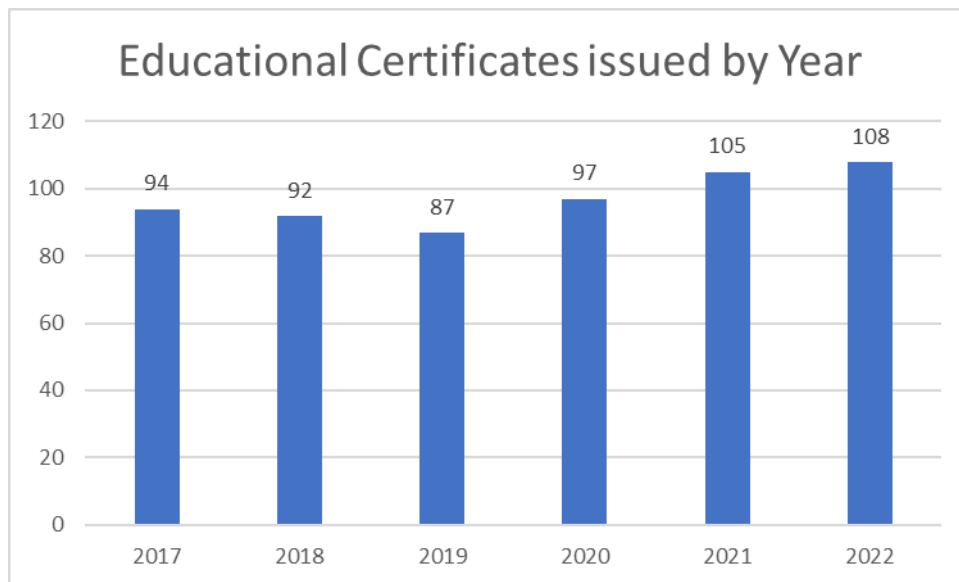
## BOARD OF LICENSURE IN MEDICINE

accounts for the majority of emergency licenses issued in 2021. The number of emergency licenses issued returned to pre-pandemic levels in 2022. The numbers are:



### **Educational Certificates**

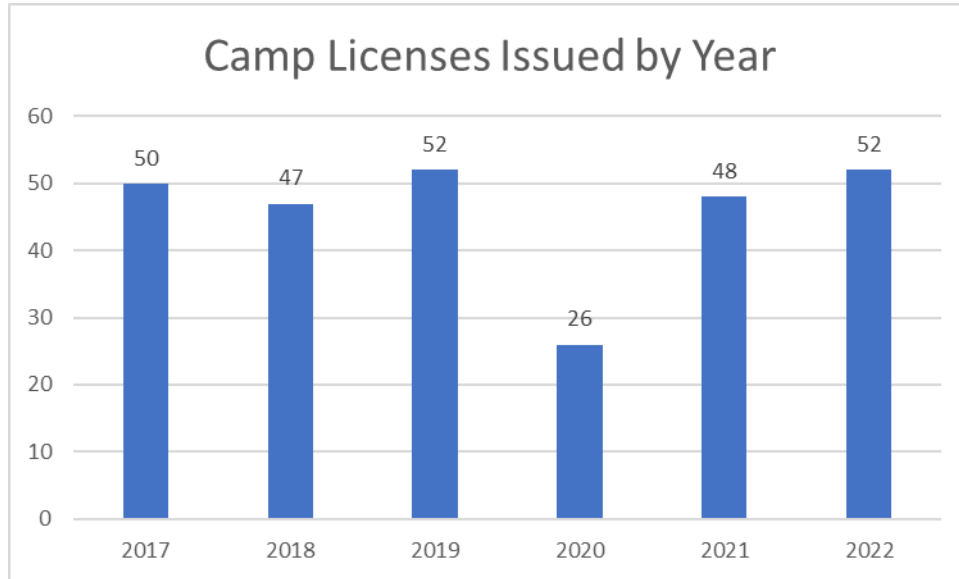
Educational Certificates have remained stable. The numbers are:



## BOARD OF LICENSURE IN MEDICINE

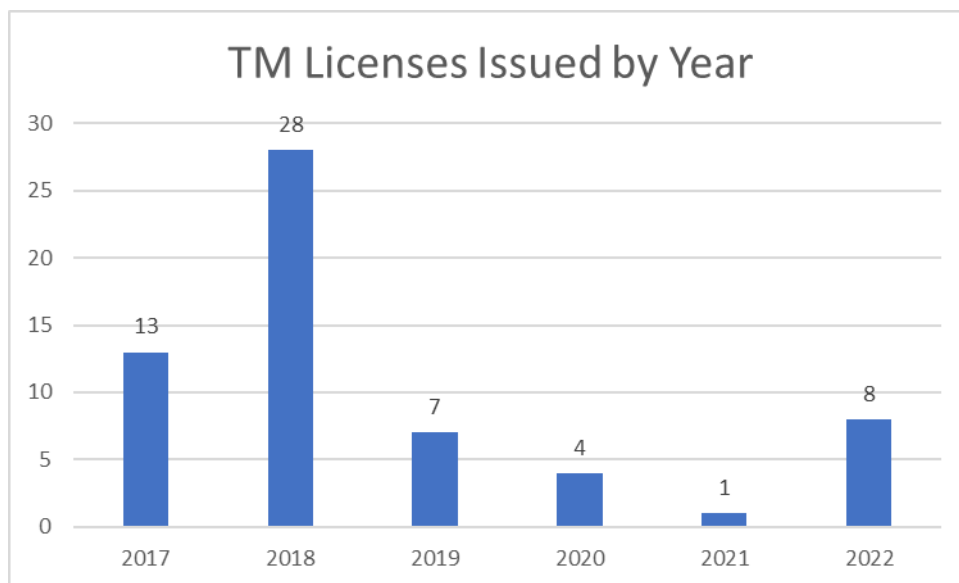
### Camp License

The number of Camp Licenses have remained stable. The numbers are:



### Consultative Telemedicine

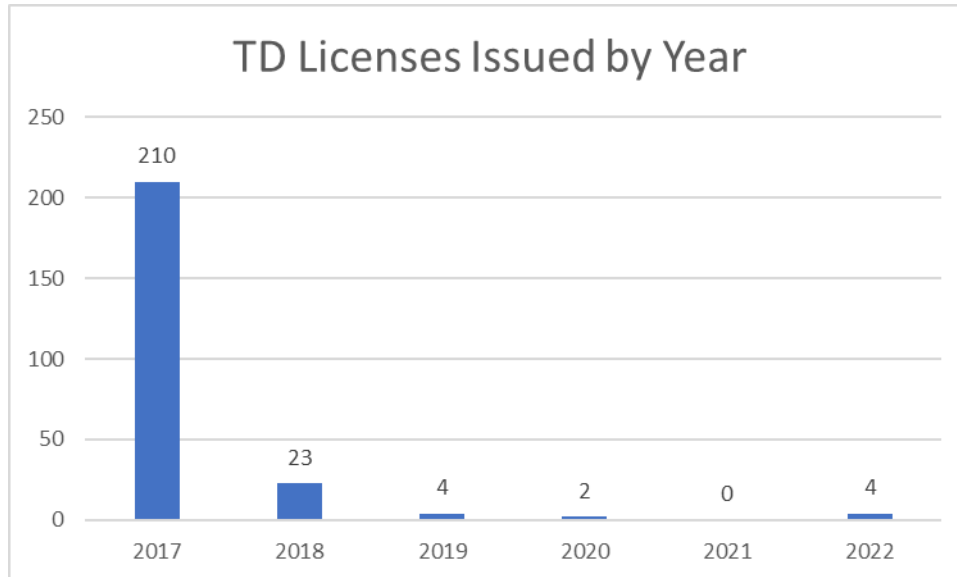
Staff continues to educate physicians who apply for this license about its limitations. Once educated the majority of physicians request a permanent license. The total number of Consultative Telemedicine licenses issued each year are:



## BOARD OF LICENSURE IN MEDICINE

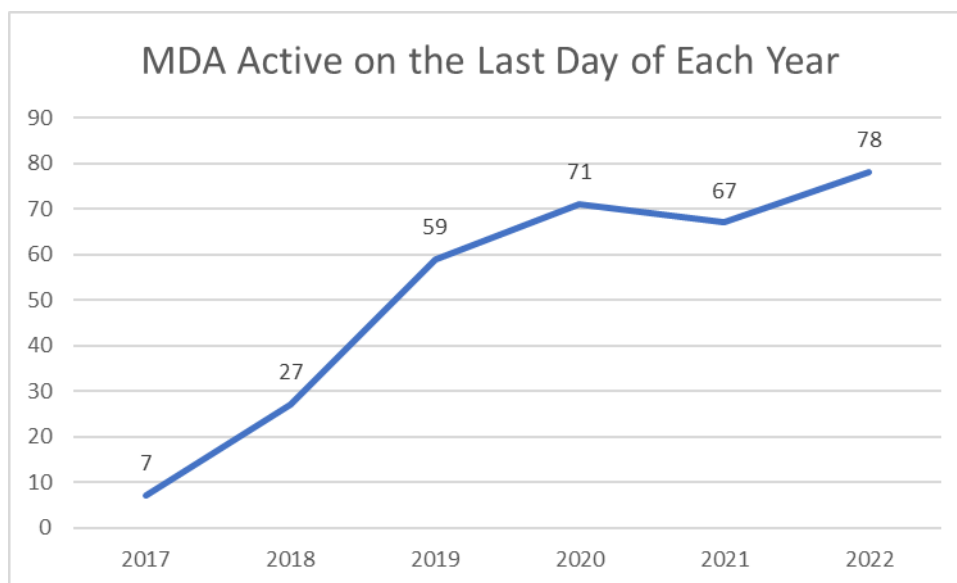
### Temporary License

Temporary license applications have seen a steady decline and none were issued in 2021. There was a slight increase in 2022, but the amount is still negligible. The total number of Temporary licenses issued each year are:



### Administrative License

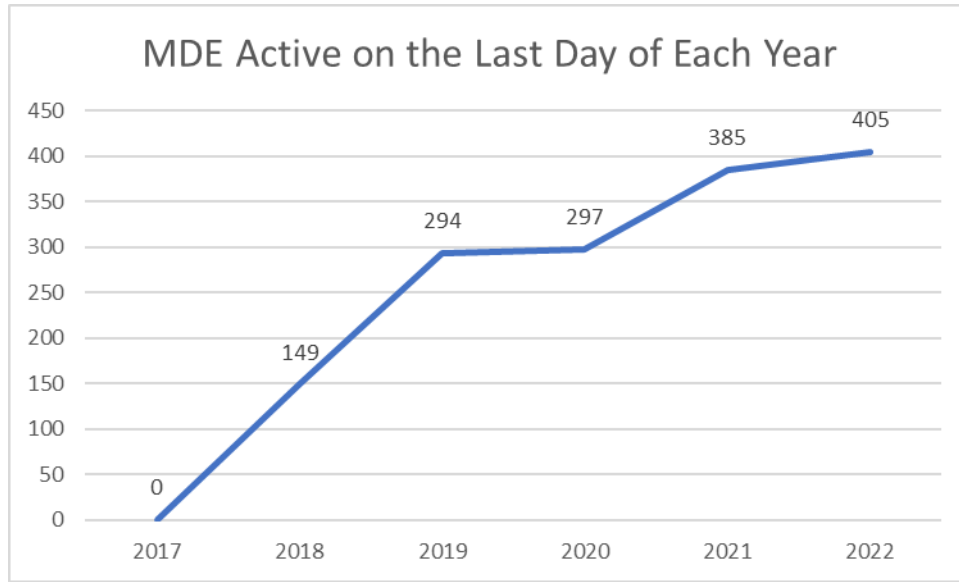
Administrative licenses can either be obtained through an initial license application or through conversion of an already active license. This means that the number issued do not equal the number active. The total number of active Administrative licenses at the end of each year are:



## BOARD OF LICENSURE IN MEDICINE

### Emeritus License

Starting in January 2018 the Board offered the Emeritus license to its licensees. This license type continues to be a popular option. At the end of each year the following amount of Emeritus licenses were active.

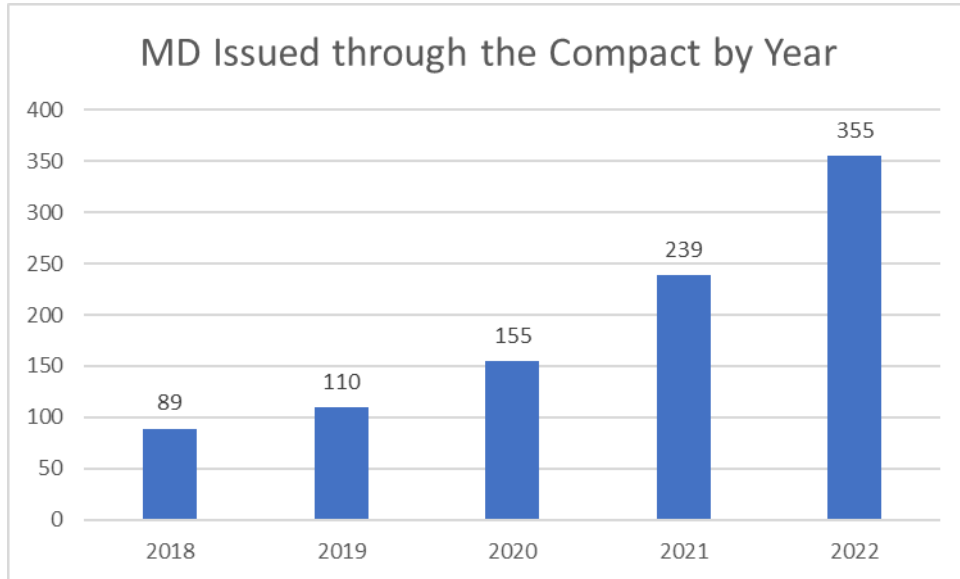


### Interstate Medical Licensure Compact

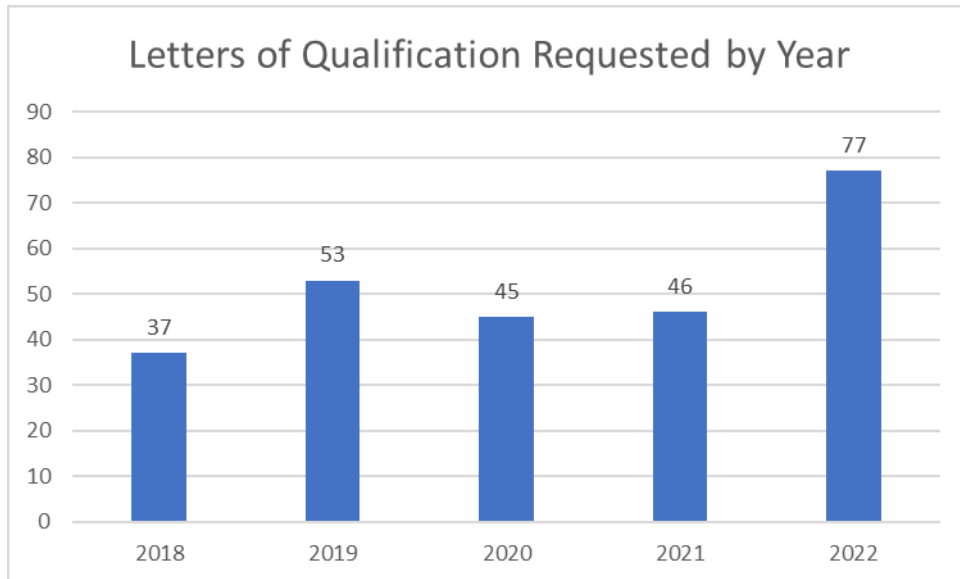
Use of the Compact continues to grow. Approximately 35.5% of permanent licenses issued in 2022 were issued through the compact process. This is up from 25% in 2021. Although a faster process for physicians, the compact applications continue to be paper and must be manually entered. This has resulted in an increase of data entry for staff.

In addition, the number of Letter of Qualification (LOQ) requests almost doubled in between 2021 and 2022. LOQs allow Maine licensed physicians to obtain other licenses through the compact. Each applicant has to have their education, training, examination history, criminal background, physical residence and work verified before an LOQ can be issued. As more states enter the compact this number is expected to continue growing, resulting in an increased workload for staff.

BOARD OF LICENSURE IN MEDICINE



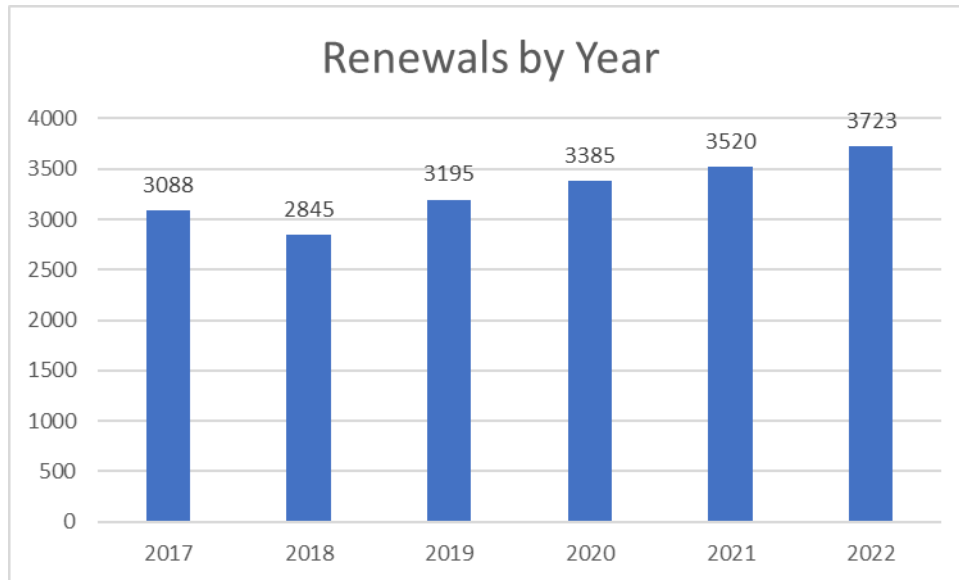
Letters of Qualification





### Renewals

The total number of licenses renewed each year are:



### Licensing Times

The overall time to process a license application in 2022 increased from 60.09 days in 2021 to 60.59 days in 2022. If you factor out applications that are later abandoned, voided, or withdrawn the average time decreased from 57.35 days in 2021 to 55.77 days in 2022. When looking at these increases, three things should be kept in mind, (1) the increase in permanent applications and licenses issued; (2) the staff issues experienced in 2022; and (3) licenses issued through the IMLC are **not** counted in this statistic. Because of the manual nature of the process for IMLC licenses, they do not have pending times for calculation. However, the vast majority of IMLCC licenses were issued within 2 business days.

A table by license type can be found below.

BOARD OF LICENSURE IN MEDICINE

**Average Time to Licensure in Days**

License Type	2019 All	2020 All	2021 All	2021 Excluding Void/Abandoned/Withdrawn	2022 All	2022 Excluding Void/Abandoned/Withdrawn
Youth Camp	61.73	61.61	51.51	50.07	98.2	107.61
Educational Certificate	60.49	74.91	84.17	84.94	81.24	83.01
Emergency	20.47	19.02	25.38	13.10	37.69	13.08
Permanent	46.48	48.24	61.68	58.14	61.03	54.02
Administrative	6	86.75	74.33	54.00	60.00	60.00
PA-Clinical	65.91	50.78	48.90	41.10	46.99	41.86
PA Non-Clinical	37.63	24.46				
Temporary	95	24			62.5	100
Telemedicine	41.29	37.50	49.90	45.00	32.06	25.22
Temporary PA	77	39				
<b>Average</b>	<b>47.16</b>	<b>49.56</b>	<b>60.09</b>	<b>57.35</b>	<b>60.59</b>	<b>55.77</b>

