

Maine's Nursing Workforce

Key Facts About the State's Licensed Practical Nurse, Registered Nurse & Advanced Practice Registered Nurse Workforce

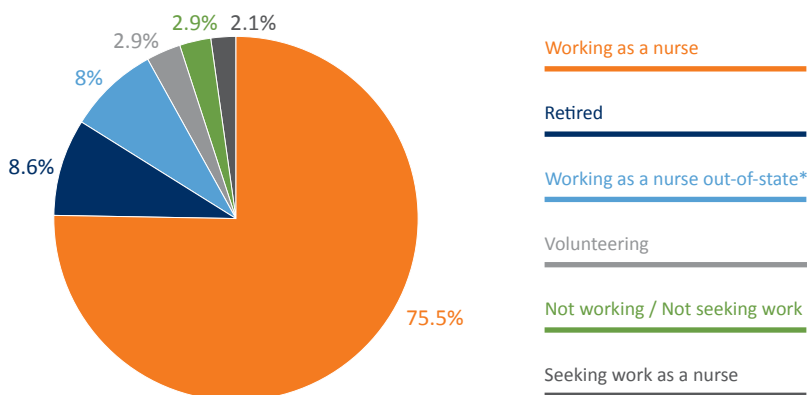
Licensed Nurses in the State - December 2015

23,371 RNs

2,028 APRNs

2,001 LPNs

Unemployment or Non-Employment is Very Low



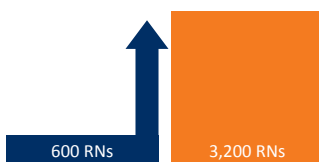
*6% of nurses who work in Maine live outside of Maine.

Supply & Demand

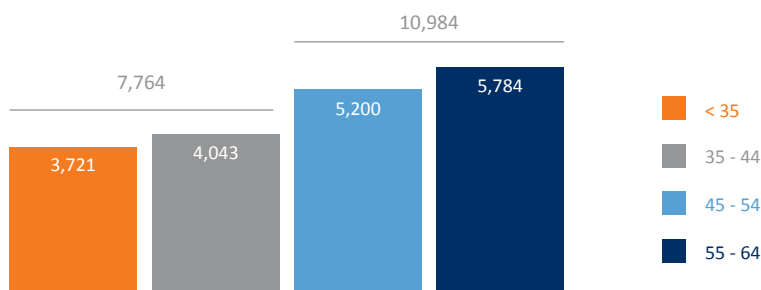
as indicated by Maine's Nursing Forecaster

2015 ▶ Shortage of 600 RNs

2025 ▶ Projected Shortage of 3,200 RNs

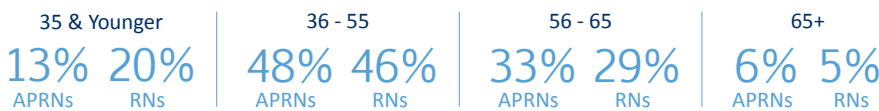


Age Group of RN Population | 7,764 RNs will eventually replace 10,984 RNs



Age

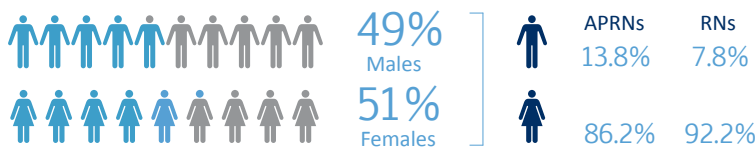
49 Median Age of Working RNs & APRNs



Nationally, 49% of RNs are age 50+ | 51% of Maine's RNs are age 50+

Diversity

Maine Population*



*Source: U.S. Census Bureau QuickFacts

The nursing workforce is projected to grow more diverse with time, given that nurses who are male make up a larger proportion of nurses with fewer years of experience.

Years of Experience	Male	Female
0-10	9.4%	90.6%
11-20	8.8%	91.2%
21-30	5.9%	94.1%
31-40	4.3%	95.7%
41+	1.3%	98.7%

Education

For two-thirds of nurses (RNs and APRNs) ages 35 and younger, the initial degree earned was a Baccalaureate degree in nursing.



The most common initial nursing degree...

35 & Younger	Baccalaureate Degree in Nursing	67%
Ages 36 - 55	Baccalaureate Degree in Nursing	44%
Ages 56 - 65	Associate Degree	34%
Ages 66+	Diploma	38%

Percent of RNs with advanced degrees (MS and beyond)

Ages 36 - 55	8.4%
Ages 56 - 65	13.6%

71% of working nurses with advanced degrees are over age 55.

The highest nursing degree obtained by Maine nurses...

31.2%	Baccalaureate Degree in Nursing	75%	of nursing faculty are over age 50.
24.6%	Associate Degree in Nursing		
8.7%	Master's Degree in Nursing	32%	of nursing faculty are over age 60.*
8.2%	Diploma RN		
0.8%	Doctorate		

*Presentation by Susan Sepples, PhD, Associate Professor of Nursing, University of Southern Maine; Jan. 30, 2017; Meeting of Nursing Action Coalition - Understanding and Planning Maine's Nurse Workforce.

Unemployment

2.1% of Maine nurses (RNs and APRNs) in 2015 were unemployed and seeking work as nurses.

Employment



Nurses working full time

82.4%

APRNs

78.2%

RNs

Nurses working for more than one employer

17.4%

APRNs

15.7%

RNs

Nurses working for more than 40 hours / week

25.4%

APRNs

15.3%

RNs

Employment Settings

	APRNs	RNs
Ambulatory Care	32.0%	10.0%
Education / Academic	2.8%	1.8%
Home Care	0.8%	7.1%
Community Health	10.8%	2.5%
Hospital	37.0%	52.2%
Nursing Home / Extended Care	2.6%	10.1%

Primary Nursing Practice

For APRNs

Certified Nurse Practitioner	71.0%
Certified Registered Nurse Anesthetist	18.5%
Certified Nurse Midwife	5.3%
Clinical Nurse Specialist	5.1%

For RNs

Staff Nurse	70.2%
Nurse Manager	10.9%
Executive	3.0%
Educator	2.3%
Researcher	2.3%
Nurse Faculty	2.3%
Other	9.0%

Most Common Practice Areas

For APRNs

Anesthesiology	17.2%
Adult / Family Health	27.7%
Critical Care	6.3%
Geriatrics	2.9%
Maternal / Child	1.7%
Pediatrics	4.7%
Psych / Mental Health	13.8%
Women's Health	5.3%

For RNs

Acute Care	20.5%
Adult / Family	4.2%
Geriatrics	8.0%
Home Health	6.2%
Maternal / Child	4.4%
Medical / Surgical	11.1%
Pediatrics	2.6%
Psych / Mental Health	5.0%
Rehab	3.3%
School	3.3%

Lynn Turnbull, MHA, BSN, RN | The Aroostook Medical Center | lturnbull@emhs.org | 207.768.4300

Lisa Harvey-McPherson, RN, MBA, MPPM | EMHS | lmcpherson@emhs.org | 207.861.3282

Donna DeBlois, RN, BSW, MSB, MBA, AHCA | MaineHealth Care at Home | ddeblois@mhcah.org | 207.284.4566