

Immigrants' Contribution to Maine's Workforce and Economy



Carla Dickstein, Ph.D.
Senior Vice President
Coastal Enterprises, Inc.



Task Force on Maine's 21st
Century Economy and Workforce
November 16, 2017

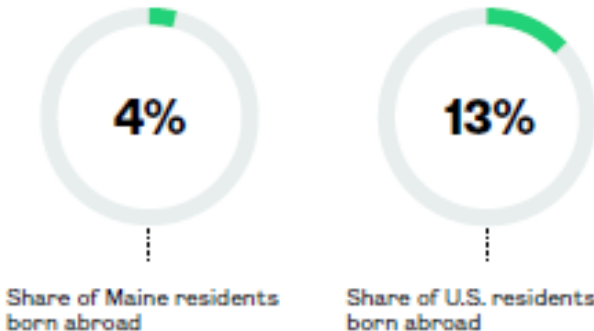


Capital for Opportunity *and* Change

Maine's Foreign-Born Population

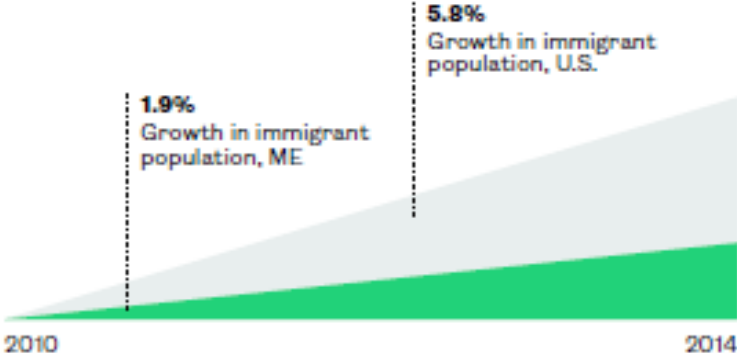
48,835

Maine residents were born abroad.



931

people immigrated to Maine between 2010 and 2014.



Source: The Partnership for a New American Economy, "The Contributions of New Americans in Maine," 2014 American Community Survey- 1 Year Sample.

The Role of Immigrants as Entrepreneurs

4,017

immigrants in Maine are self-employed

Immigrant-owned businesses generated **\$60.8M** in business income in 2014.



14,659 people in Maine are employed at firms owned by immigrants.

* This is a conservative estimate that excludes large, publicly owned firms.

Total Income & Tax Contributions 2014

Immigrants in Maine earned \$1.3B.

- \$116.2M – went to state and local taxes
- \$245.5M – went to federal taxes
- \$953.9M in remaining spending power

Source: The Partnership for a New American Economy, "The Contributions of New Americans in Maine,"
2014 American Community Survey- 1 Year Sample.

Income and Tax Contributions by Immigrant Group, 2014

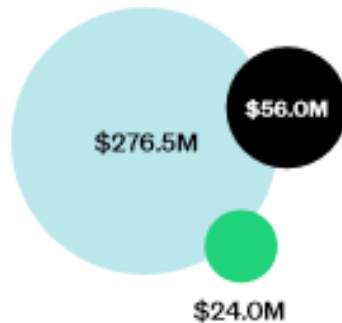
Asian

\$276.5M

Total Income in 2014

\$79.9M

Total amount paid in taxes



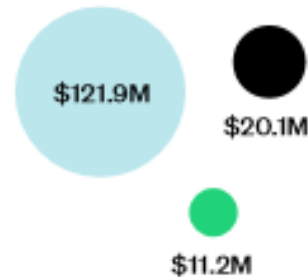
Hispanic

\$121.9M

Total Income in 2014

\$31.3M

Total amount paid in taxes



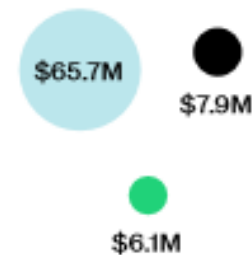
Middle Eastern & North African

\$65.7M

Total Income in 2014

\$14.0M

Total amount paid in taxes



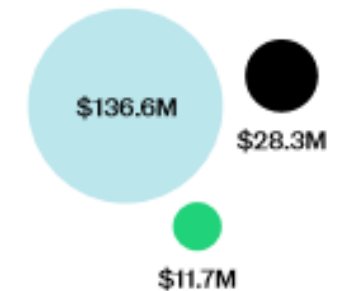
Sub-Saharan African

\$136.6M

Total Income in 2014

\$40.0M

Total amount paid in taxes



■ Total income ■ Amount paid in federal taxes ■ Amount paid in state and local taxes

Source: The Partnership for a New American Economy, "The Contributions of New Americans in Maine," 2014 American Community Survey- 1 Year Sample.

The Role of Immigrants in the Broader Workforce



23,708
immigrants in Maine were working in 2014.

Even though a large share of immigrants are retirement aged...

They are almost equally as likely to hold jobs as natives.

48.5%
of immigrants of all ages worked in 2014.



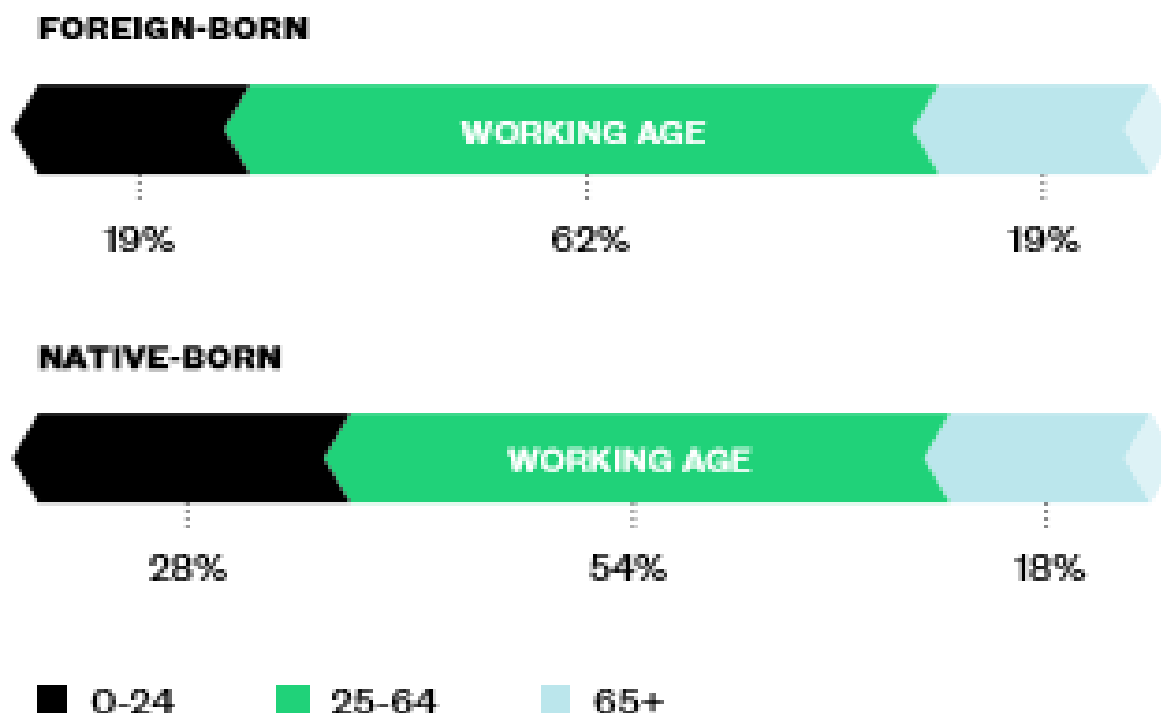
48.8%
of the native-born population worked.



Immigrants in Maine are almost **53%** more likely to hold a graduate degree than natives.

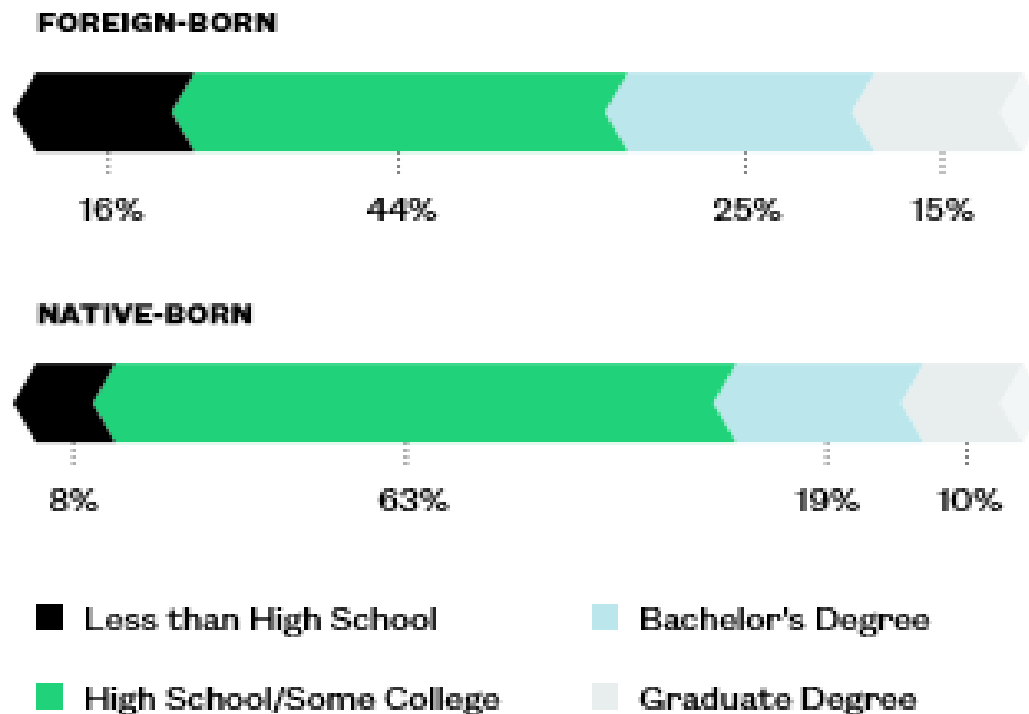
Source: The Partnership for a New American Economy, "The Contributions of New Americans in Maine," 2014 American Community Survey- 1 Year Sample.

Age of Maine's Foreign-Born and Native-Born Populations, 2014



Source: The Partnership for a New American Economy, "The Contributions of New Americans in Maine," 2014 American Community Survey- 1 Year Sample.

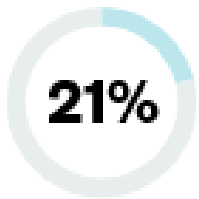
Education Attainment of Maine's Foreign-Born and Native-Born Populations, 2014



Source: The Partnership for a New American Economy, "The Contributions of New Americans in Maine," 2014 American Community Survey- 1 Year Sample.

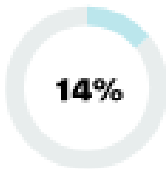
Industries with Largest Share of Foreign-born Workers, 2014

1. Computer Systems Design and Related Services



1,553 immigrant workers
7,324 total workers

2. Home Health Care Services



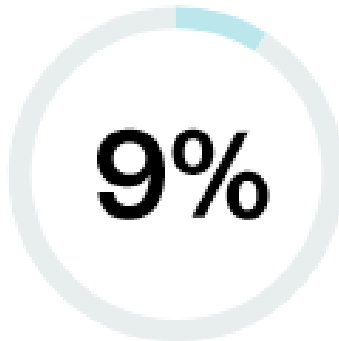
903 immigrant workers
6,532 total workers

3. Traveler Accommodation



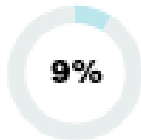
1,143 immigrant workers
11,492 total workers

4. Colleges, Universities, & Professional Schools



2,359 immigrant workers
25,277 total workers

5. Groceries & Related Products



366 immigrant workers
4,020 total workers

Source: The Partnership for a New American Economy, "The Contributions of New Americans in Maine," 2014 American Community Survey- 1 Year Sample.

Science, Technology and Engineering

10,116

available STEM jobs were advertised online in 2014, compared to **1,303** unemployed STEM workers.

The resulting ratio of open jobs to available workers was

7.8 to 1



Despite making up **3.7%** of the state's population, immigrants represented **9.3%** of all STEM workers in Maine in 2014.

Source: The Partnership for a New American Economy, "The Contributions of New Americans in Maine,"
2014 American Community Survey- 1 Year Sample.

Healthcare

17,313


available healthcare jobs were advertised online in 2014, compared to **1,102** unemployed healthcare workers.

The resulting ratio of open jobs to available workers was

15.7 to 1



Shortage of licensed practical nurses by 2025: **1,090**



Shortage of dentists projected by 2025: **75**



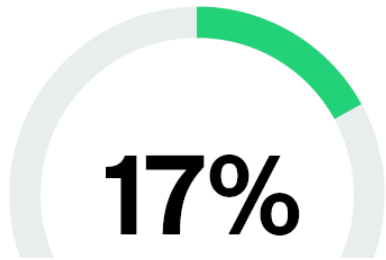
Source: The Partnership for a New American Economy, "The Contributions of New Americans in Maine," 2014 American Community Survey- 1 Year Sample.

Foreign-Born and Foreign-Educated Healthcare Professionals

Foreign-Educated

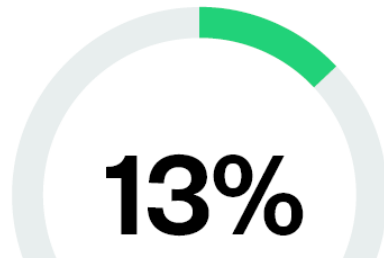
Doctors

701 graduates of foreign medical schools



Psychiatrists

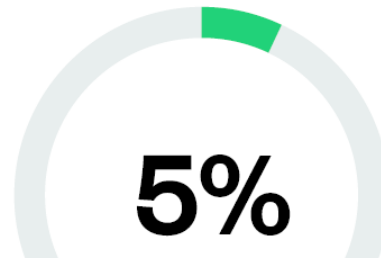
30 graduates of foreign medical schools



Foreign-Born

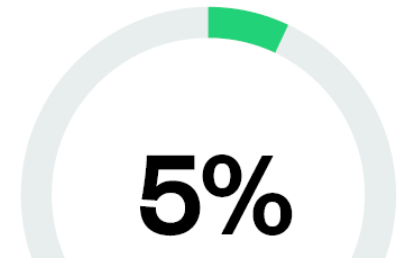
Nurses

836 foreign-born workers



Nursing, Psychiatric, and Home Health Aides

781 foreign-born workers



Source: The Partnership for a New American Economy, "The Contributions of New Americans in Maine,"
2014 American Community Survey- 1 Year Sample.

Visa Demand

H-1B

Number of positions:

1,583

Top Jobs:

Computer Systems Analysts
Computer Programmers
Computer Occupations

GREEN CARD

Number of positions:

77

Top Jobs:

Software Developers,
Applications
Internists, General
Computer Programmers

H-2A

Number of positions:

640

Top crops or Jobs:

Apples
Berries
Fruits and Vegetables

H-2B

Number of positions:

1,127

Top Jobs:

Housekeeping Cleaners
Cooks
Coaches and Scouts

Source: The Partnership for a New American Economy, "The Contributions of New Americans in Maine,"
2014 American Community Survey- 1 Year Sample.

Naturalization

6,142

Number of non-citizens eligible to naturalize in 2014

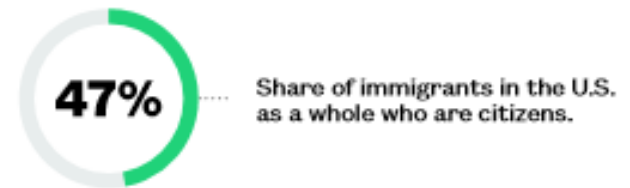
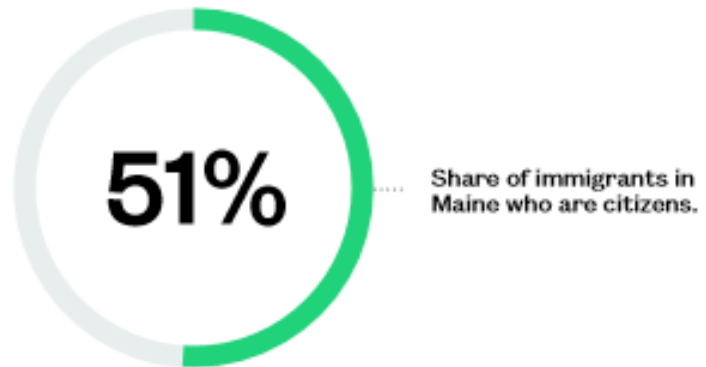


The average non-citizen in Maine earns **\$40,409** per year. If they naturalized, they each could earn an average of **\$3,233 more** per year.

\$19.9M

Aggregate additional earnings if eligible non-citizens naturalized.

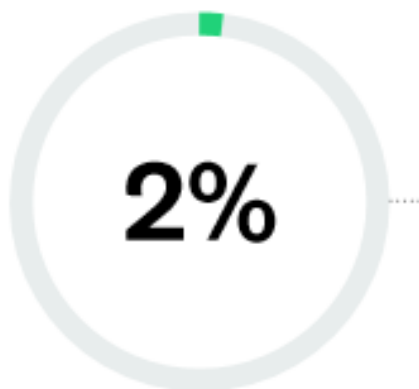
NATURALIZATION RATES IN MAINE



Source: The Partnership for a New American Economy, "The Contributions of New Americans in Maine," 2014 American Community Survey- 1 Year Sample.

International Students in Maine

International students represent a very small portion of all students in Maine, but they make a big impact...



International students make up only **2%** of all students in Maine.

\$58.4M

Economic contribution of international students to the state, 2015.

570

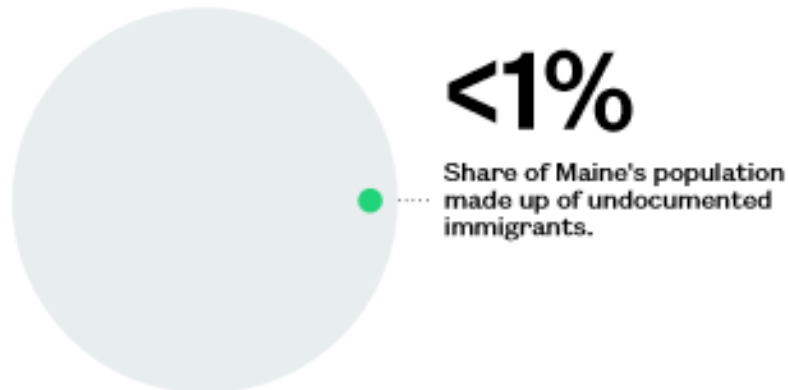
Jobs supported by international students, 2015.

Source: The Partnership for a New American Economy, "The Contributions of New Americans in Maine," 2014 American Community Survey- 1 Year Sample.

Undocumented Immigrants

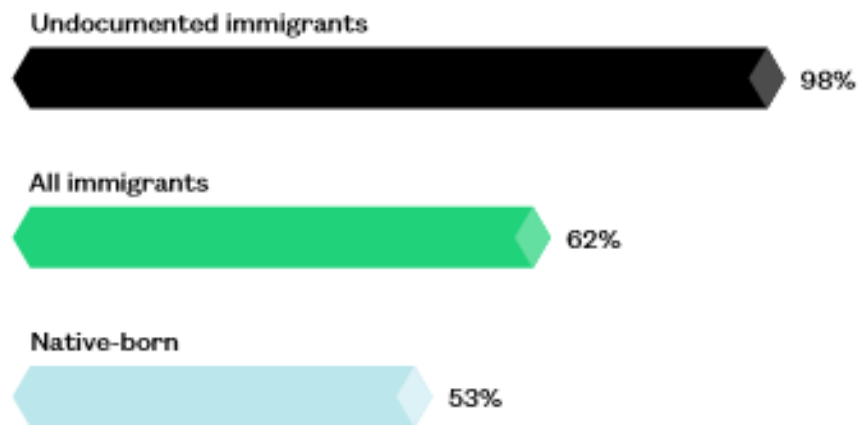
3,781

Estimated number of undocumented immigrants in Maine.



UNDOCUMENTED IMMIGRANTS ARE MORE LIKELY TO BE WORKING-AGED THAN NATIVES OR OTHER IMMIGRANTS

Share of population ages 25-64, 2014

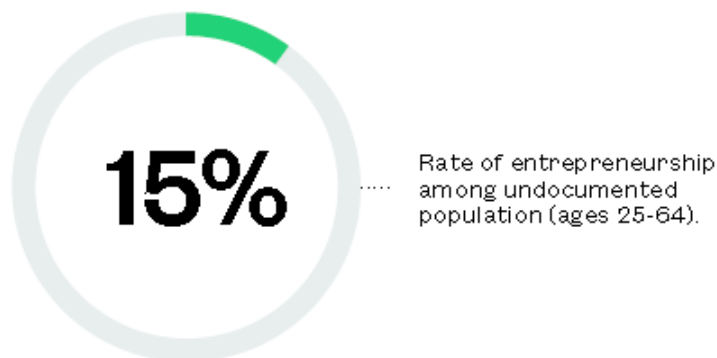


Source: The Partnership for a New American Economy, "The Contributions of New Americans in Maine," 2014 American Community Survey- 1 Year Sample.

Undocumented Entrepreneurs

542

Estimated number of undocumented entrepreneurs in Maine.



\$6.4M

Total business income of self-employed entrepreneurs.

Source: The Partnership for a New American Economy, "The Contributions of New Americans in Maine," 2014 American Community Survey- 1 Year Sample.

Foreign-Born Immigrants Not Fully Integrated into Maine's Economy

- They enter the labor market as soon as they can legally work.
- But in Portland between 2009 and 2013, they were three times more likely to be unemployed and 40% lived below the poverty level compared to 10% for native-born.

Source: U.S. Census Bureau, American Community Survey 2009-2013 Estimates.

Key Barriers to Employment

- Limited English skills or strong accent
- The U.S. specific and technological, job application process
- Lack of prior U.S. work experience
- Credential recognition and recertification challenges
- Lack of transportation and child care
- Difficulty transitioning from temporary to full-time work
- Higher-education financial challenges
- Cultural differences
- Racism and discrimination

LD 1492: State Bill to Help Immigrants Integrate into the Workforce

**“An Act to Attract, Educate and Retain New Mainers in Order
• to Strengthen the Workforce”**

Sponsor: Sen. Roger Katz, Augusta

LD 1492 will:

- Fund a full-time coordinator for a Welcome Center Initiative to attract and retain foreign professionals in Greater Androscoggin County.
- Create a Welcome Center Initiative by statute and provide grants to other communities across the state to establish centers.
- Create vocational-specific English language acquisition and workforce training programs
- Increase availability of classes for English for Speakers of Other Languages (ESOL)
- Provide local planning support for communities dealing with new immigrant populations and for communities that want to attract immigrants proactively to address depopulation and workforce shortages.

For More Information

Carla Dickstein, Ph.D., Sr. VP
Coastal Enterprises, Inc.
Carla.Dickstein@ceimaine.org
207-504-5854

Portland Press Herald, “From Away,” articles on immigrants.

<http://specialprojects.pressherald.com/from-away-stories-of-immigration-in-maine/>

Partnership for a New American Economy. “The Contributions of New Americans in Maine.”

<http://www.newamericaneconomy.org/wp-content/uploads/2017/02/nae-me-report.pdf>

Carla Dickstein, John Dorrer, Liz Love and Tae Chong. “Building Maine’s Economy: How Maine Can Embrace Immigrants and Strengthen the Workforce.”

<https://www.ceimaine.org/wp-content/uploads/2016/03/CEI-Immigration-Report-2016-WEB-PAGES.pdf>

LD 1492 (pending legislation to support immigrants in workforce)

https://legislature.maine.gov/legis/bills/display_ps.asp?LD=1492&snum=128