



2015 Annual Census of Maine's Fatal Occupational Injuries*

A Report Provided to the US Department of Labor:
Statistical Factors Regarding Maine's 2015 Work Related Fatalities



(*Preliminary) June 2023

Fifteen Maine Workers Died from Occupational/Work-Related Injuries in 2015.

The Bureau of Labor Standards of the Maine Department of Labor annually participates in the Census of Fatal Occupational Injuries (CFOI) conducted by the Bureau of Labor Statistics of the U.S. Department of Labor (US DOL). This informational report provides statistical data and charts derived from the 2015 census. It also presents key data points pertaining to Maine's fatalities.

Maine's participation in the CFOI is funded by the U.S. Bureau of Labor Statistics and the Safety Education and Training Fund (SETF) in Maine.

States collect data through conducting research, verifying occupational fatalities with supporting documentation and submitting case data to the Bureau of Labor Statistics for review and compilation.

The CFOI program limits counting occupational fatalities to those which result from injuries; the latency period of many occupational illnesses and the resulting difficulty of linking illnesses to work make it difficult to compile a complete account of all fatal illnesses in a given year.

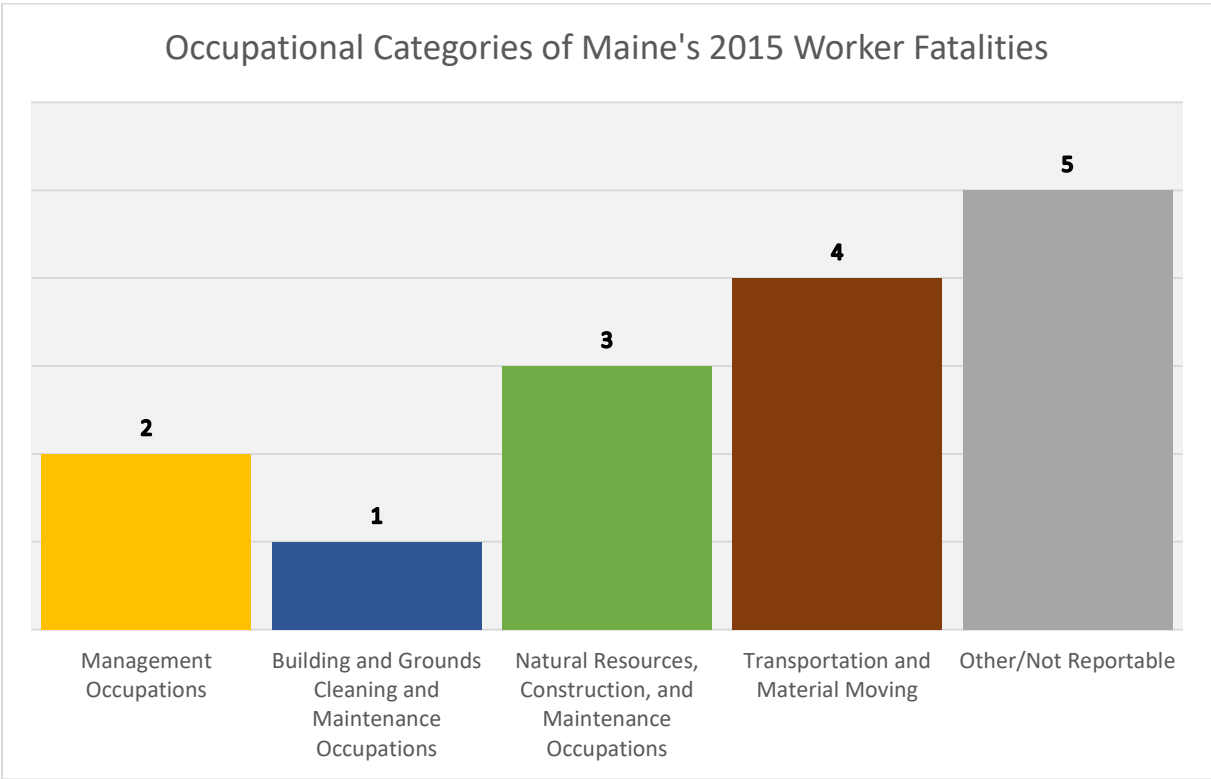
2006 – 2015 Occupational Fatalities

Table 1 lists Maine's annual totals of occupational fatalities for the years 2006 to 2015. There were 199 occupational fatalities in that period, averaging just short of 20 fatalities per year. The largest annual total of fatalities during this period, 26, occurred in 2011.

Table 1: Maine's Occupational Fatalities from 2006 – 2015										
Year	2015	2014	2013	2012	2011	2010	2009	2008	2007	2006
Total Fatalities	15	19	19	19	26	20	16	24	21	20

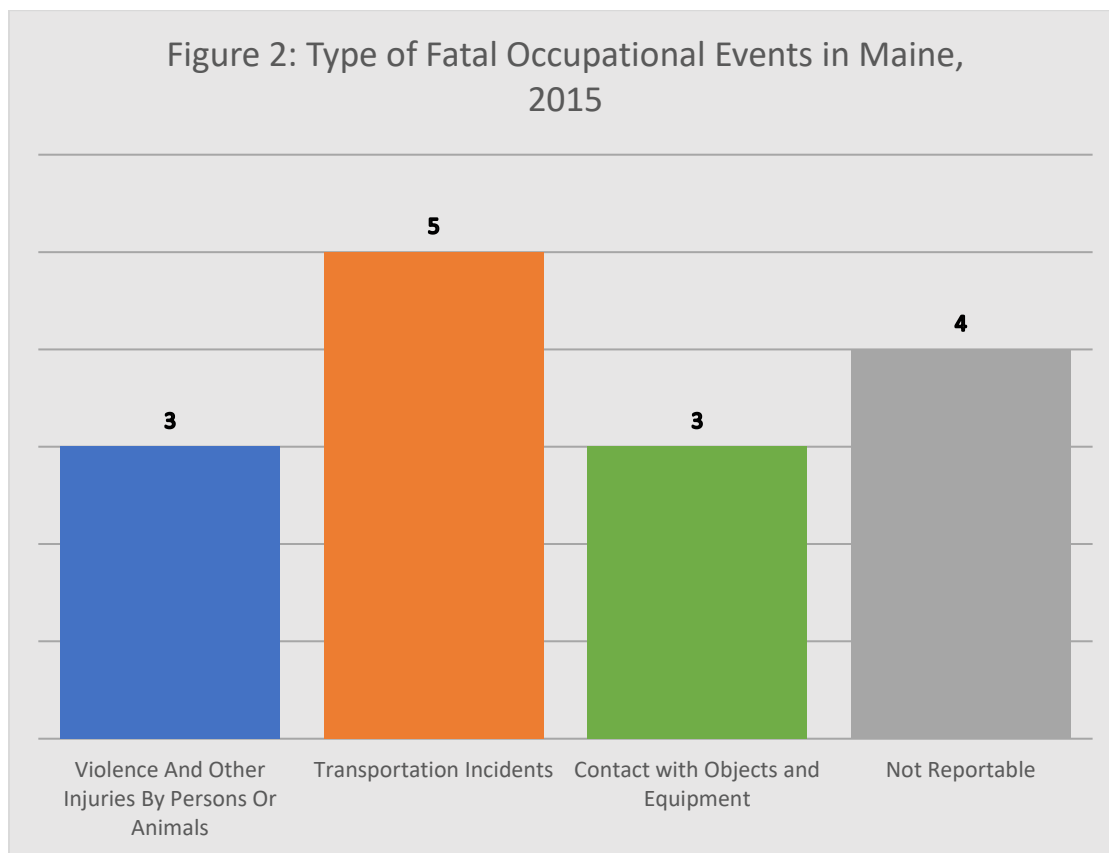
Fatalities within Occupational Categories

Figure 1 illustrates reportable data for Maine’s 2015 occupational fatalities in five occupational categories. In **Transportation and Material Moving**, there were four fatalities, or 27% of 2015’s occupational fatalities. **Natural Resources, Construction, and Maintenance** had three (20%), **Management Occupations** had two (13%) and **Building and Grounds Cleaning and Maintenance occupations** had one (7%). The remaining five fatalities were either in other occupation groupings or belonged to occupations that were not reportable.



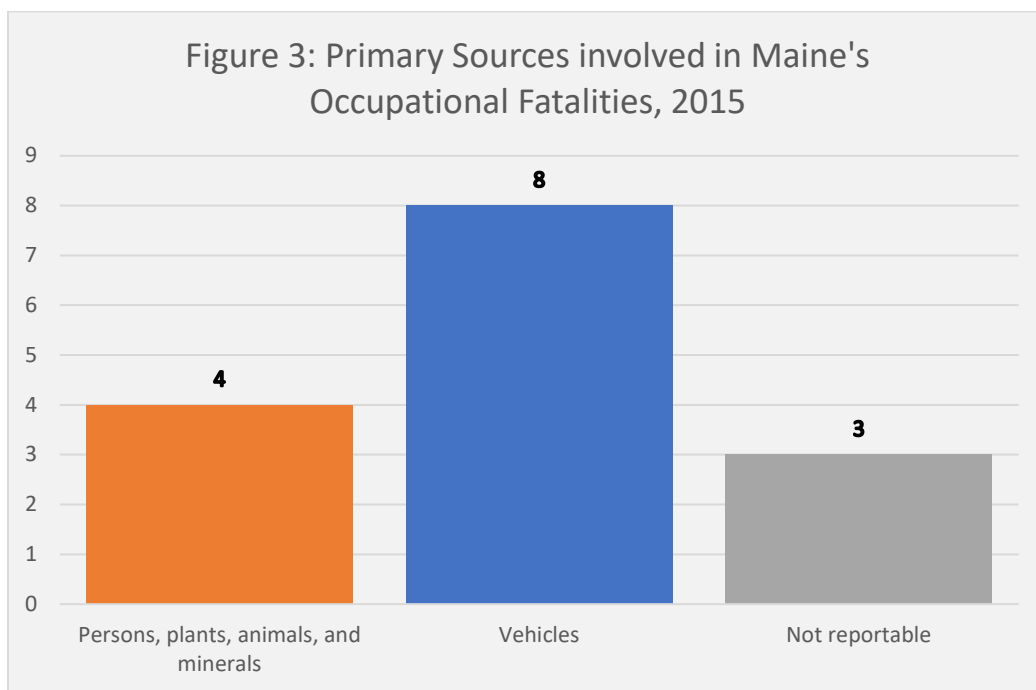
Types of Fatal Events

Figure 2 provides reportable data from Maine's 2015 types of fatal events. **Transportation Incidents** accounted for a plurality of five fatalities, 33 percent of all 2015 occupational fatalities. **Violence and Other Injuries by Persons or Animals** as well as **Contact with Objects and Equipment** accounted for three fatalities each (20 percent) while the types of the four remaining four fatalities were **Not Reportable**.




Primary Sources Causing Fatalities

Figure 3 provides reportable data for primary sources that contributed to Maine's 2015 occupational fatalities. **Vehicles** were involved in eight fatalities, 53 percent of the total. Three of these vehicles were trucks. **Persons, Plants, Animals and Minerals** were involved in four fatalities (27%) including one tree or limb. The primary sources for the remaining cases were not reportable.



Secondary Sources

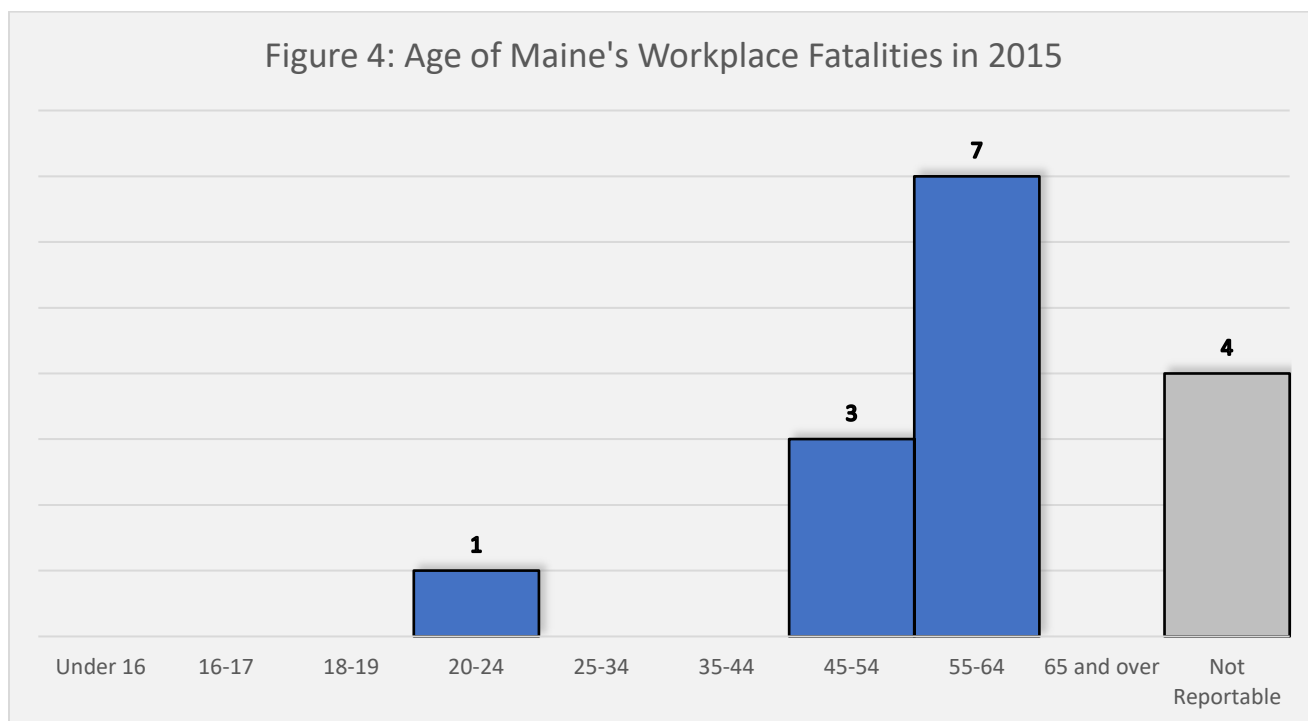
For secondary sources, there were four instances of **Tools, instruments, and equipment** and one of **Trees, logs, limbs**.



Age Categories

Figure 4 provides reportable data regarding age categories for Maine's 2015 occupational fatalities. Two thirds of fatalities were between 45 and 64 years old, with a plurality of seven (47% of the total) in the 55-64 group. There was one remaining between 20 and 24 years old, and four for which age was not reportable.

Nationally, these age groups were distributed a bit differently, but Maine's small sample size is probably the reason why. At the national level, there is one peak in the 45-54 year group, which accounted for around 23% of the total. The 55-64 year group was a little lower, at 21%. Maine's one fatality in the 20-24 year group does actually come close to the national rate though, which was just under 7%.



Other Key Points:

- ✓ A majority of fatalities in 2015 (8/15, or 53%) were self-employed workers.
- ✓ All fifteen fatalities were men, and all but one were white.
- ✓ All but one were employed in the private sector.
- ✓ One fatality occurred at a place for recreation and sport.

Sources:

Data for this report was extracted from the Census of Fatal Occupational Injuries (CFOI), Maine Department of Labor, 2015, or from the US Bureau of Labor Statistics' One-Screen Data Search tool at <https://data.bls.gov/PDQWeb/fw>.

CFOI is a federal program that, in most cases, is administered by the states.

For more information on fatal occupational injuries, contact
Blake Dauphinais, Statistician III
207-623-7904
TTY users call Maine Relay 711.

Research and Statistics Unit, Division of Technical Services
Bureau of Labor Standards
Maine State Department of Labor

Maine Department of Labor provides equal opportunity in employment and programs.
Auxiliary aids and services are available to individuals with disabilities upon request.