
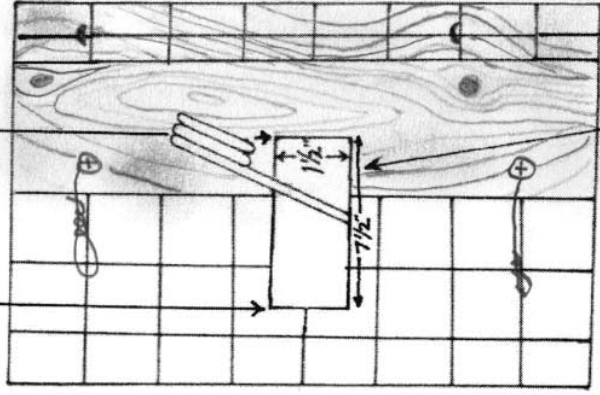
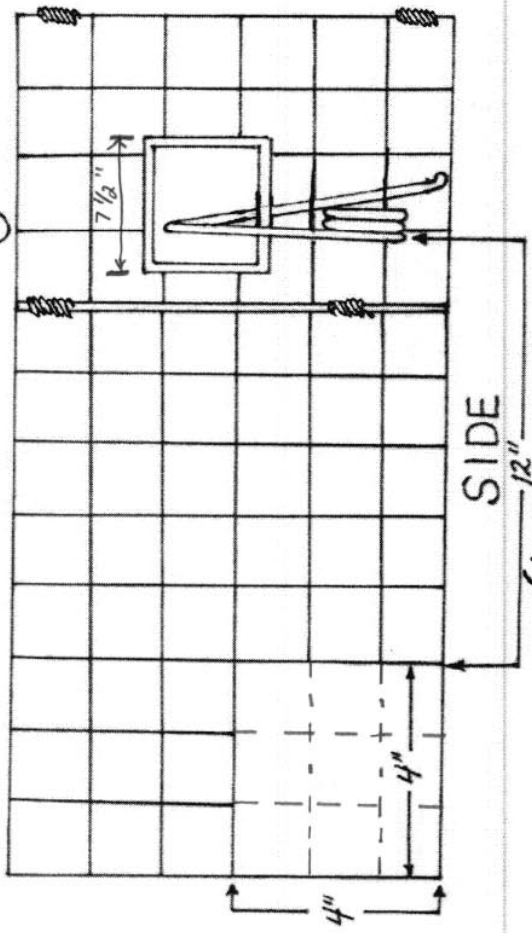
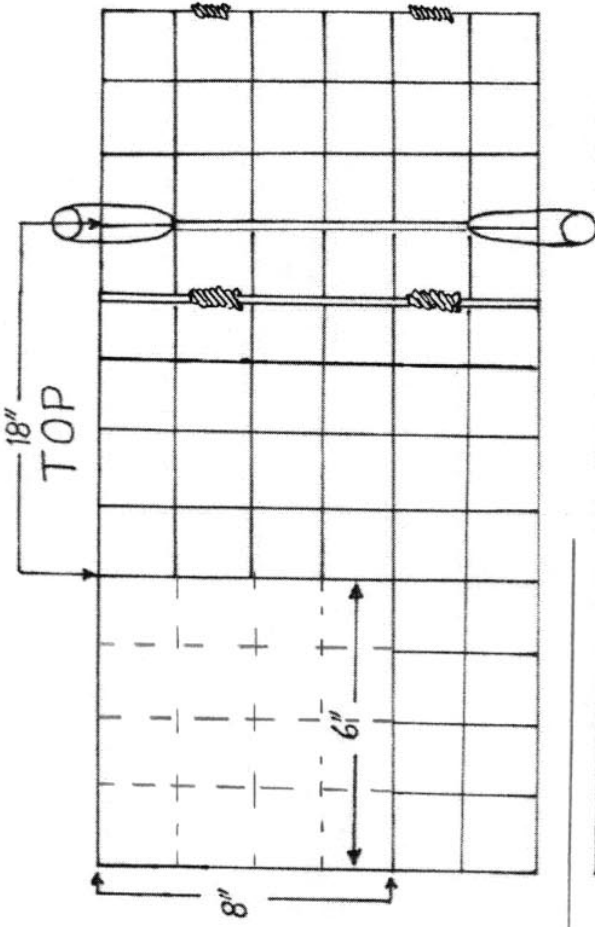


Lynx Exclusion Device Rule 8/18/2011

Notwithstanding the previous paragraph, in Wildlife Management Districts 7, 14, 18, and 19 killer-type traps with a jaw spread not to exceed 7 ½ inches may be used on the ground level if the trap is placed within a lynx exclusion device. The trap jaws must be completely within the device, the trap springs can be outside of the device. The lynx exclusion device must not have an opening greater than 6 inches by 8 inches, the set trap within the device must be a minimum of 18 inches from the closest edge of the opening to the trap (intended for 160 and 220 conibear traps) or; if the device has a 4 inches by 4 inches or less opening, the trap must be a minimum of 12 inches from the closest edge of the opening to the trap (intended for 120 conibear traps). The opening must not be directly in front of the trap rather on the top or on the side of the device. The back of the device must be secured to withstand heavy pulling; if using wire mesh with a wood box, the wire mesh must wrap around two opposite sides of the box and be secured. There must be at least 2 attachment points for each side of the device were there is a joint or panels come together. The exclusion device can be constructed of wood, or wire mesh that does not exceed 1½ inches openings (side to side). The wire mesh has to be 16 gauge or less (wire diameter of 0.05 or greater). The opening slot in the exclusion device that allows the trap springs to extend outside the device can be no more than 7 ½ inches wide and a height of no more than 1 ½ inches. The trap must be anchored outside of the exclusion device. Bait must not be visible from above.



(220 size)



NO GREATER
7 1/2" MAX.

SIDE -
(Wood bait box)

No greater than 1 1/2 inches
by 7 1/2 inch max.

SIDE
12"
(120 size)