

Maine Emergency Medical Services 2018 Statewide EMS Data Report



This data was assembled under the Maine EMS for Children Grant
by Marc Minkler, EMS-C Program Manager

August 12, 2019

CONTENTS

| | |
|--|----------|
| Definitions | 3 |
| <u>EMS Personnel</u> | |
| License Level | 4 |
| Gender | 4 |
| Age | 5 |
| County & License Level | 6 |
| <u>EMS Agencies</u> | |
| County & Type | 8 |
| Number of Transport, Non-Transport & Air | 8 |
| Organizational Type | 8 |
| <u>Hospitals</u> | |
| Number & Type of Transports | 52 |
| <u>Responses By:</u> | |
| Adult Top Transport Destinations | 21 |
| Age | 10 |
| Busiest Transporting Services | 27 |
| Busiest Non-Transporting Services | 27 |
| Care Level | 17 |
| County & Month (Pediatric) | 18 |
| County vs. Population | 16 |
| County | 14 |
| Day of the Week | 11 |
| Disposition | 17 |
| Emergency Transports by Month | 15 |
| Individual Services | 35 |
| Initial EKGs | 33 |
| Maine EMS Region | 14 |
| Month | 11 |
| Non-Emergency Transports by Month | 15 |
| Organization Type | 14 |
| Patient Gender | 13 |
| Pediatric Top Transport Destinations | 21 |
| Primary Impressions | 22 |
| Procedures & Medications | 28 |
| Scene Location By State | 10 |
| Staffing Level | 12 |
| Time of Day | 12 |
| Transport Destinations | 19 |
| Type of Response & Month | 9 |

Definitions

Types of Services

Transporting – An ambulance that is ground based and capable of transporting at least one patient.

Non-Transporting – A first response service that provides care on scene but does not have transport capabilities. Utilizes a partnership with a transporting service during response and care.

Aeromedical – a helicopter or fixed wing aircraft specially designed to transport patients at greater speeds and distances.

Levels of Care

ALS – Advanced Life Support – Staffing, medical interventions and care by an Advanced EMT or Paramedic

BLS – Basic Life Support – Staffing, medical interventions and care by an EMT, Advanced EMT or Paramedic

IFT – Interfacility Transport (or Transfer) – EMS care and transport of a patient between two medical care facilities (i.e. a skilled nursing care facility and a hospital). Typically, a non-emergency transport, although some emergency transports do occur.

PIFT – Paramedic interfacility Transport - EMS care and transport of a patient between two medical care facilities at the paramedic level (i.e. a smaller community hospital and a larger hospital). The paramedic has received specialized advanced training, extending their scope to manage established interventions and medications not used in 911 emergency medical responses. The service must also be a PIFT service. The patient must be stable with no expected deterioration during transport.

SCT – Specialty Care Transport - EMS care and transport of a patient between two medical care facilities (i.e. a smaller community hospital and a larger hospital) with the additional staffing of an RN, physician, advanced care provider or other hospital provider on the ambulance during the entire transport. The patient may or may not be considered “stable”.

License Levels

EMR – Emergency Medical Responder – Much of the same skills as an EMT without transport capabilities.

EMT – Emergency Medical Technician – the minimum level required for a transporting EMS agency. Demonstrates competency in assessing a patient, handling emergencies utilizing Basic Life Support equipment and procedures; perform CPR, control hemorrhage, provide non-invasive shock treatment, fracture and spinal stabilization, manage environmental emergencies, emergency childbirth, and use of semi-automatic defibrillator (AED).

Advanced EMT (AEMT) – Demonstrates competency in performing all of the EMT skills and competency in performing advanced life support airway techniques such as IV/IO therapy, cardiac monitoring/defibrillation, administration of medications and any other approved practices.

Paramedic - Must be capable of performing all of the above EMR, EMT, and AEMT skills. Capable of performing chest decompression, surgical cricothyrotomy, ACLS interventions and any other approved practices. The Paramedic is the highest level of prehospital licensure.

EMD – Emergency Medical Dispatcher - dispatch life support activities that includes professional and compassionate caller interrogation, detection and response to potential hazards, the provision of pre-arrival instructions and relay of relevant information accurately and completely

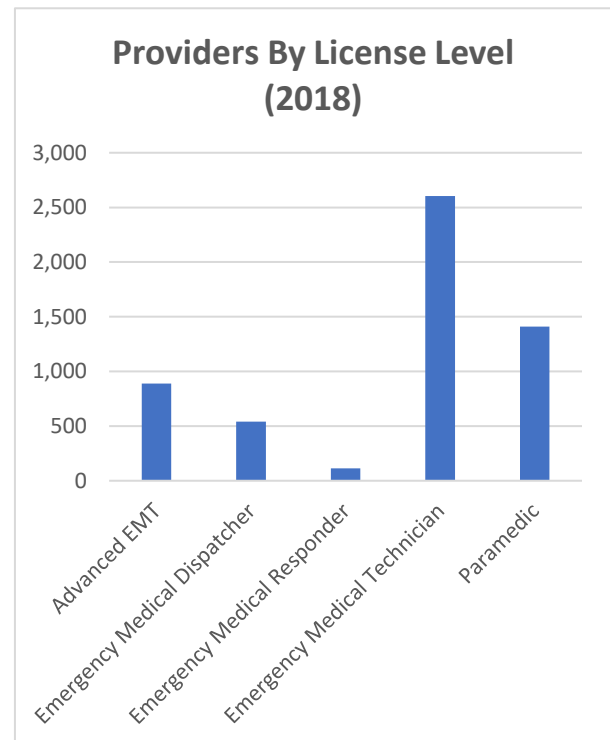
Maine EMS Run Data (2018)

The following data was generated through the work of the Maine EMS for Children program. Within the report is a snapshot of 2018 data of 278,220 EMS responses statewide. These responses and the care delivered to patients throughout Maine were done through the efforts of 5,557 licensed EMS providers and the 276 EMS services statewide. In 2019, EMS services throughout Maine, as well as throughout the United States, will be surveyed on pediatric training, quality assurance and resources. Pediatric patients are defined as 18 years old and younger. The information presented here is to assist agencies in that survey and allow for better reporting. As an additional benefit, agencies and interested stakeholders may find value in this report with the additional data provided.

Data was obtained through the Maine EMS statewide patient care run reporting system Maine EMS & Fire Incident Reporting System (MEFIRS) as well as from the previous reporting system Maine EMS Run Reports (MEMSRR) for services that were still transitioning to MEFIRS. Data accuracy is based on the submission by EMS agencies and EMS providers in Maine. Fields listed as “(blank)” had no data values entered in that field. Please also note that the number of personnel and services are dynamic. Several services listed in this data are no longer active (Aroostook Critical Care Transport, Arthur Jewel Health Center, County Ambulance Service, and Tri-Town Ambulance Service) or have changed names (American Ambulance Service is now Stewart’s Ambulance and Capital Ambulance is now Northern Light Medical Transport).

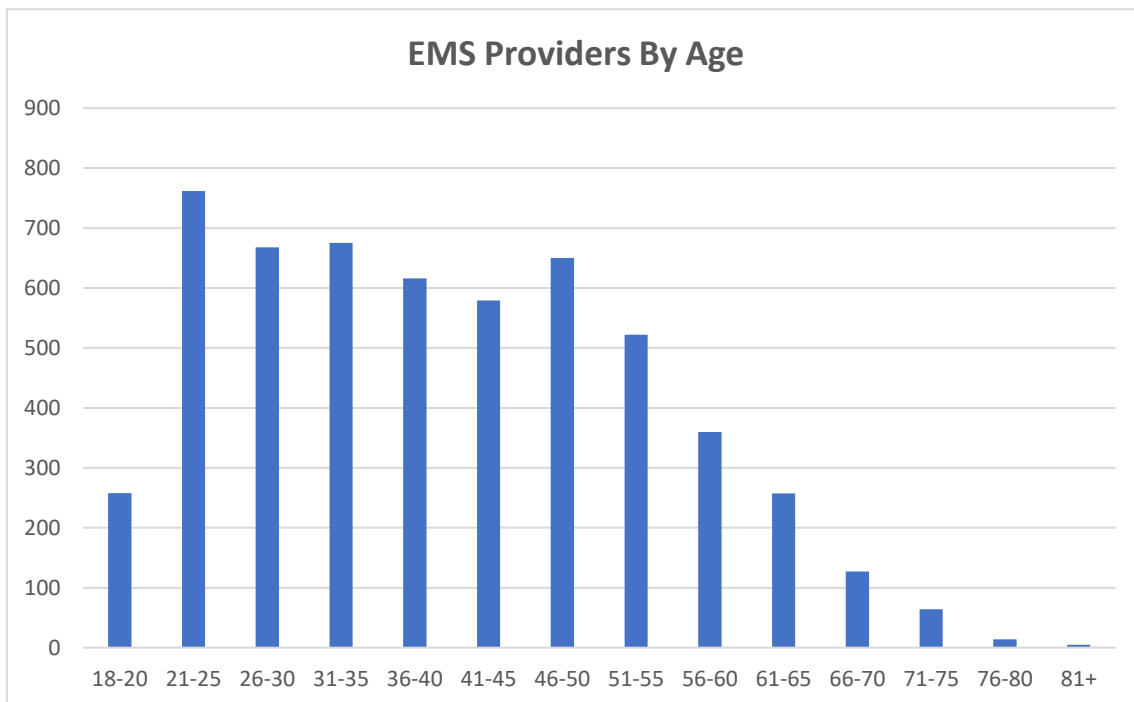

Personnel

| License Level | Providers |
|------------------------------|--------------|
| Advanced EMT | 890 |
| Emergency Medical Dispatcher | 537 |
| Emergency Medical Responder | 108 |
| Emergency Medical Technician | 2,614 |
| Paramedic | 1,408 |
| Grand Total | 5,557 |



| License Level By Gender | Providers |
|------------------------------|--------------|
| Female | 1,785 |
| Advanced EMT | 247 |
| Emergency Medical Dispatcher | 298 |
| Emergency Medical Responder | 22 |
| Emergency Medical Technician | 921 |
| Paramedic | 297 |
| Male | 3,772 |
| Advanced EMT | 643 |
| Emergency Medical Dispatcher | 239 |
| Emergency Medical Responder | 86 |
| Emergency Medical Technician | 1,693 |
| Paramedic | 1,111 |
| Grand Total | 5,557 |

| EMS Providers By Age | |
|-----------------------------|------------------|
| Age | Providers |
| 18-20 | 258 |
| 21-25 | 762 |
| 26-30 | 668 |
| 31-35 | 675 |
| 36-40 | 616 |
| 41-45 | 579 |
| 46-50 | 650 |
| 51-55 | 522 |
| 56-60 | 360 |
| 61-65 | 257 |
| 66-70 | 127 |
| 71-75 | 64 |
| 76-80 | 14 |
| 81+ | 5 |
| Total | 5,557 |



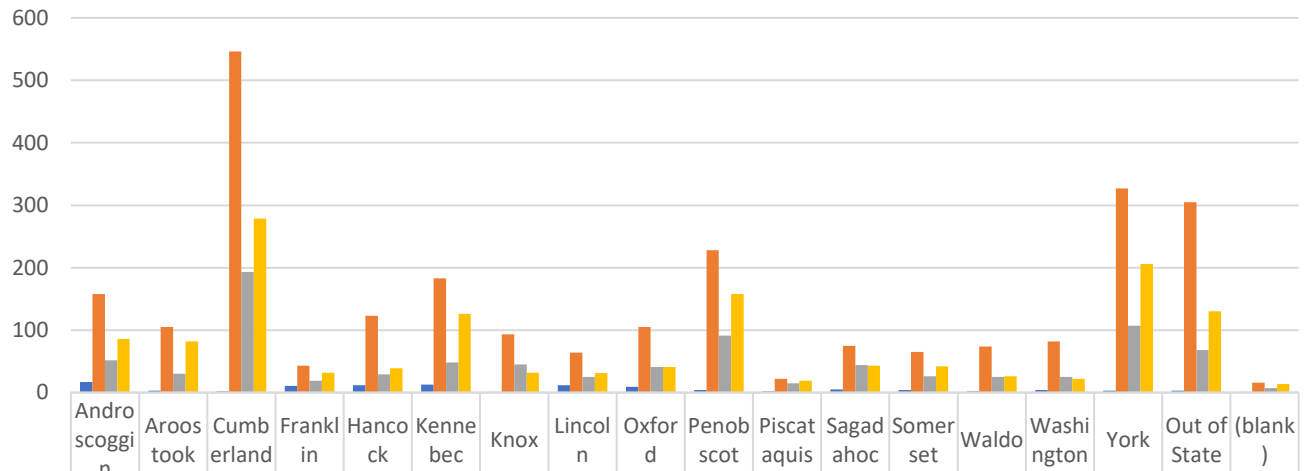
EMS Providers By County and License Level

| County | Field Providers | | | | Total Field Providers | Emergency Communications | Grand Total |
|--------------------|-----------------|--------------|------------|--------------|-----------------------|--------------------------|--------------|
| | EMR | EMT | AEMT | Paramedic | | EMD | |
| Androscoggin | 17 | 158 | 52 | 86 | 313 | 53 | 366 |
| Aroostook | 3 | 105 | 30 | 82 | 220 | 9 | 229 |
| Cumberland | 2 | 546 | 193 | 279 | 1,020 | 103 | 1,123 |
| Franklin | 11 | 43 | 19 | 32 | 105 | 17 | 122 |
| Hancock | 12 | 123 | 29 | 39 | 203 | 12 | 215 |
| Kennebec | 13 | 183 | 48 | 126 | 370 | 35 | 405 |
| Knox | 1 | 93 | 45 | 32 | 171 | 15 | 186 |
| Lincoln | 12 | 64 | 25 | 31 | 132 | 16 | 148 |
| Oxford | 9 | 105 | 41 | 41 | 196 | 25 | 221 |
| Penobscot | 4 | 228 | 91 | 158 | 481 | 61 | 542 |
| Piscataquis | 2 | 22 | 15 | 19 | 58 | 11 | 69 |
| Sagadahoc | 5 | 75 | 44 | 43 | 167 | 16 | 183 |
| Somerset | 4 | 65 | 26 | 42 | 137 | 18 | 155 |
| Waldo | 2 | 74 | 25 | 26 | 127 | 19 | 146 |
| Washington | 4 | 82 | 25 | 22 | 133 | 22 | 155 |
| York | 3 | 327 | 107 | 206 | 643 | 98 | 741 |
| Out of State | 3 | 305 | 68 | 130 | 506 | 3 | 509 |
| (blank) | 1 | 16 | 7 | 14 | 38 | 4 | 42 |
| Grand Total | 108 | 2,614 | 890 | 1,408 | 5,020 | 537 | 5,557 |

EMS Instructors By County and License Level

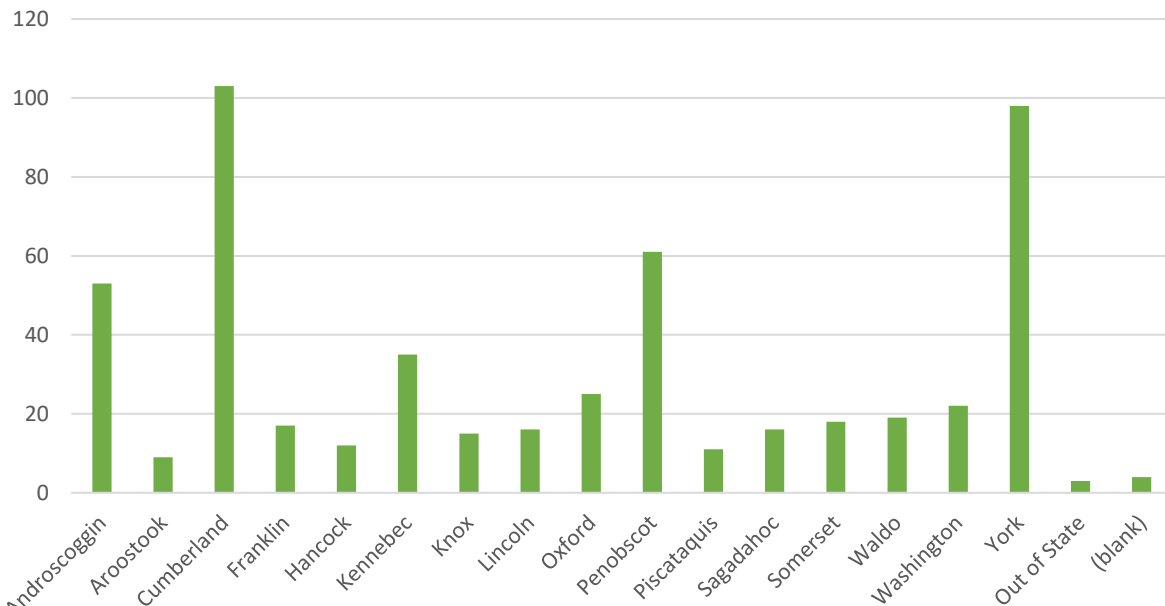
| County | Instructor Coordinator | | | Grand Total |
|--------------------|------------------------|------------|-----------------|-------------|
| | I/C - EMT | I/C - AEMT | I/C - Paramedic | |
| Androscoggin | 0 | 1 | 11 | 12 |
| Aroostook | 2 | 3 | 13 | 18 |
| Cumberland | 4 | 3 | 38 | 45 |
| Franklin | 0 | 0 | 5 | 5 |
| Hancock | 1 | 0 | 6 | 7 |
| Kennebec | 4 | 1 | 12 | 17 |
| Knox | 0 | 0 | 3 | 3 |
| Lincoln | 0 | 1 | 2 | 3 |
| Oxford | 1 | 1 | 5 | 7 |
| Penobscot | 6 | 2 | 15 | 23 |
| Piscataquis | 0 | 0 | 1 | 1 |
| Sagadahoc | 1 | 3 | 8 | 12 |
| Somerset | 2 | 0 | 2 | 4 |
| Waldo | 3 | 1 | 4 | 8 |
| Washington | 1 | 0 | 2 | 3 |
| York | 5 | 6 | 22 | 33 |
| Out of State | 0 | 2 | 3 | 5 |
| (blank) | 1 | 0 | 2 | 3 |
| Grand Total | 31 | 24 | 154 | 209 |

EMS Field Providers By County and License Level



| | Androscoggin | Aroostook | Cumberland | Franklin | Hancock | Kennebec | Knox | Lincoln | Oxford | Penobscot | Piscataquis | Sagadahoc | Somerset | Waldo | Washington | York | Out of State | (blank) |
|-----------|--------------|-----------|------------|----------|---------|----------|------|---------|--------|-----------|-------------|-----------|----------|-------|------------|------|--------------|---------|
| EMR | 17 | 3 | 2 | 11 | 12 | 13 | 1 | 12 | 9 | 4 | 2 | 5 | 4 | 2 | 4 | 3 | 3 | 1 |
| EMT | 158 | 105 | 546 | 43 | 123 | 183 | 93 | 64 | 105 | 228 | 22 | 75 | 65 | 74 | 82 | 327 | 305 | 16 |
| AEMT | 52 | 30 | 193 | 19 | 29 | 48 | 45 | 25 | 41 | 91 | 15 | 44 | 26 | 25 | 25 | 107 | 68 | 7 |
| Paramedic | 86 | 82 | 279 | 32 | 39 | 126 | 32 | 31 | 41 | 158 | 19 | 43 | 42 | 26 | 22 | 206 | 130 | 14 |

EMD Licenses By County



EMS Agencies

EMS Services By Organizational Type

| Organization Type | Services |
|---------------------------------|------------|
| College/Educational Institution | 3 |
| Community – Non-Profit | 41 |
| Fire Department | 166 |
| Governmental, Non-Fire | 40 |
| Hospital | 12 |
| Private - Non-Hospital | 12 |
| Tribal | 2 |
| Grand Total | 276 |

60 % of Maine EMS services are fire department based

EMS Services By County and Type

| County | Transporting Services | Non-Transporting Services | Air Services |
|--------------------|-----------------------|---------------------------|--------------|
| Androscoggin | 7 | 9 | 1* |
| Aroostook | 9 | 2 | 1 |
| Cumberland | 29 | 5 | 0 |
| Franklin | 1 | 9 | 0 |
| Hancock | 10 | 11 | 0 |
| Kennebec | 6 | 11 | 0 |
| Knox | 9 | 1 | 0 |
| Lincoln | 4 | 8 | 0 |
| Oxford | 8 | 7 | 0 |
| Penobscot | 17 | 21 | 1* |
| Piscataquis | 3 | 5 | 0 |
| Sagadahoc | 6 | 4 | 0 |
| Somerset | 6 | 9 | 0 |
| Waldo | 10 | 1 | 0 |
| Washington | 10 | 4 | 0 |
| York | 24 | 5 | 1* |
| Out of State | 3 | 0 | 0 |
| Grand Total | 162 | 112 | 4 |

*Note: 1 Air Service is in 3 locations

EMS Services Statewide

| Type | Services |
|------------------------------|------------|
| Ground Transporting Services | 162 |
| Non-Transporting Services | 112 |
| Aeromedical Services | 2 |
| Grand Total | 276 |

EMS Responses

EMS Responses By Type & Month

| Type of Response | January | February | March | April | May | June |
|---|---------------|---------------|---------------|---------------|---------------|---------------|
| 911 Response (Scene) | 14,402 | 12,938 | 13,308 | 13,090 | 14,106 | 14,094 |
| Community Paramedicine | 183 | 183 | 207 | 191 | 166 | 126 |
| Emergency Response | 2,617 | 2,165 | 2,219 | 2,223 | 2,292 | 2,255 |
| Intercept | 227 | 193 | 177 | 192 | 177 | 208 |
| Interfacility Transfer | 2,429 | 2,099 | 1,746 | 822 | 876 | 707 |
| Interfacility Transport | 2,682 | 2,482 | 2,608 | 2,828 | 2,930 | 2,952 |
| Medical Transport | 1,179 | 999 | 1,293 | 1,922 | 1,906 | 1,729 |
| Mutual Aid | 127 | 120 | 111 | 135 | 144 | 148 |
| PIFT (Paramedic Interfacility Transfer) | 309 | 288 | 280 | 268 | 294 | 287 |
| Public Assistance/Other Not Listed | 169 | 137 | 161 | 158 | 169 | 173 |
| Specialty Care Transport | 56 | 71 | 67 | 74 | 64 | 69 |
| Standby | 197 | 128 | 130 | 139 | 181 | 186 |
| (blank) | 16 | 28 | 48 | 66 | 55 | 65 |
| Grand Total | 24,593 | 21,831 | 22,355 | 22,108 | 23,360 | 22,999 |

| Type of Response | July | August | September | October | November | December | Grand Total |
|---|---------------|---------------|---------------|---------------|---------------|---------------|----------------|
| 911 Response (Scene) | 16,324 | 17,439 | 15,985 | 15,867 | 15,198 | 15,838 | 178,589 |
| Community Paramedicine | 126 | 145 | 119 | 155 | 135 | 121 | 1,857 |
| Emergency Response | 1,735 | 433 | 407 | 329 | 338 | 425 | 17,438 |
| Intercept | 255 | 258 | 224 | 197 | 173 | 198 | 2,479 |
| Interfacility Transfer | 437 | 486 | 429 | 349 | 276 | 436 | 11,092 |
| Interfacility Transport | 3,449 | 3,593 | 3,358 | 3,500 | 3,309 | 3,421 | 37,112 |
| Medical Transport | 1,636 | 1,732 | 1,630 | 1,747 | 1,556 | 1,458 | 18,787 |
| Mutual Aid | 181 | 184 | 136 | 120 | 132 | 138 | 1,676 |
| PIFT (Paramedic Interfacility Transfer) | 287 | 297 | 297 | 266 | 264 | 246 | 3,383 |
| Public Assistance/Other Not Listed | 177 | 214 | 179 | 198 | 188 | 170 | 2,093 |
| Specialty Care Transport | 108 | 109 | 94 | 96 | 100 | 103 | 1,011 |
| Standby | 173 | 213 | 223 | 171 | 127 | 153 | 2,021 |
| (blank) | 58 | 60 | 69 | 72 | 73 | 72 | 682 |
| Grand Total | 24,946 | 25,163 | 23,150 | 23,067 | 21,869 | 22,779 | 278,220 |

EMS Responses By Patient Age

| Age | Patients |
|--------------------|----------------|
| 1-30 days | 722 |
| 1-11 months | 1,076 |
| 1-5 years | 2,734 |
| 6-10 years | 2,014 |
| 11-15 years | 3,908 |
| 16-20 years | 7,751 |
| 21-25 years | 7,837 |
| 26-30 years | 8,549 |
| 31-35 years | 9,099 |
| 36-40 years | 8,529 |
| 41-45 years | 8,408 |
| 46-50 years | 11,463 |
| 51-55 years | 15,824 |
| 56-60 years | 19,109 |
| 61-65 years | 20,904 |
| 66-70 years | 23,345 |
| 71-75 years | 24,906 |
| 76-80 years | 22,275 |
| 81-85 years | 22,636 |
| 86-90 years | 20,175 |
| 91-95 years | 11,426 |
| 95-100 years | 3,078 |
| 101+ years | 372 |
| (blank) | 22,080 |
| Grand Total | 278,220 |

The 3 busiest days of 2018 were

December 28: 962 responses

January 9: 949 responses

October 9: 936 responses

Maine averaged
762 EMS
responses per
day for 2018

Patient Scene Location By State

| State | Responses |
|--------------------|----------------|
| ME | 274,357 |
| MA | 72 |
| NH | 858 |
| NY | 3 |
| VT | 2 |
| Canada | 3 |
| Other State | 4 |
| (blank) | 2,921 |
| Grand Total | 278,220 |

The 3 slowest

days of 2018 were

Thanksgiving: 526 responses

Christmas: 552 responses

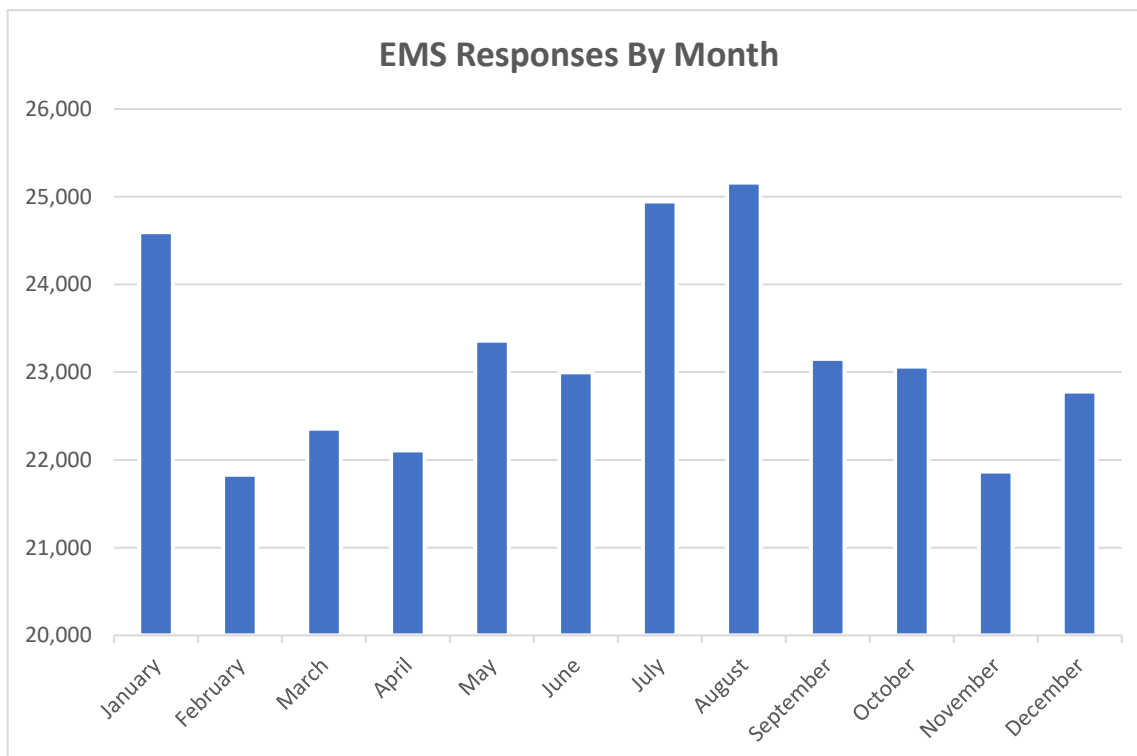
March 4: 554 responses

EMS Responses By Day of Week

| Day | Responses |
|--------------------|----------------|
| Sunday | 33,082 |
| Monday | 41,824 |
| Tuesday | 40,779 |
| Wednesday | 42,120 |
| Thursday | 40,801 |
| Friday | 43,476 |
| Saturday | 36,138 |
| Grand Total | 278,220 |

EMS Responses By Month

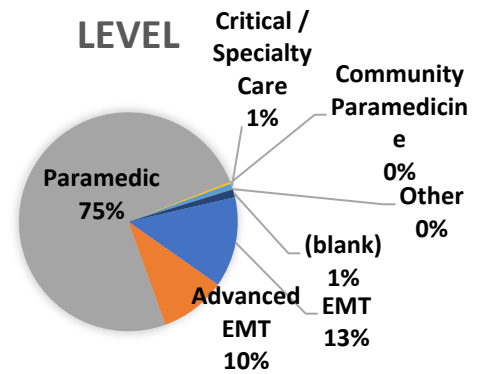
| Month | Responses |
|--------------------|----------------|
| January | 24,595 |
| February | 21,831 |
| March | 22,355 |
| April | 22,108 |
| May | 23,360 |
| June | 22,999 |
| July | 24,946 |
| August | 25,163 |
| September | 23,150 |
| October | 23,065 |
| November | 21,869 |
| December | 22,779 |
| Grand Total | 278,220 |



EMS Responses By Staffing Level

| Response Level | Responses |
|---------------------------|----------------|
| EMT | 37,191 |
| Advanced EMT | 27,166 |
| Paramedic | 207,386 |
| Community Paramedicine | 807 |
| Critical / Specialty Care | 2,252 |
| Other | 130 |
| (blank) | 3,288 |
| Grand Total | 278,220 |

EMS RESPONSES BY STAFFING



EMS Responses By Time of Day

| Time of Day | Responses |
|--------------------|----------------|
| 0000-0059 | 6,069 |
| 0100-0159 | 5,635 |
| 0200-0259 | 4,845 |
| 0300-0359 | 4,490 |
| 0400-0459 | 4,583 |
| 0500-0559 | 5,313 |
| 0600-0659 | 6,977 |
| 0700-0759 | 10,035 |
| 0800-0859 | 13,023 |
| 0900-0959 | 15,882 |
| 1000-1059 | 17,707 |
| 1100-1159 | 17,815 |
| 1200-1259 | 18,013 |
| 1300-1359 | 18,492 |
| 1400-1459 | 18,577 |
| 1500-1559 | 17,790 |
| 1600-1659 | 16,244 |
| 1700-1759 | 14,356 |
| 1800-1859 | 13,186 |
| 1900-1959 | 12,399 |
| 2000-2059 | 11,317 |
| 2100-2159 | 9,695 |
| 2200-2259 | 8,411 |
| 2300-2359 | 7,064 |
| (blank) | 302 |
| Grand Total | 278,220 |

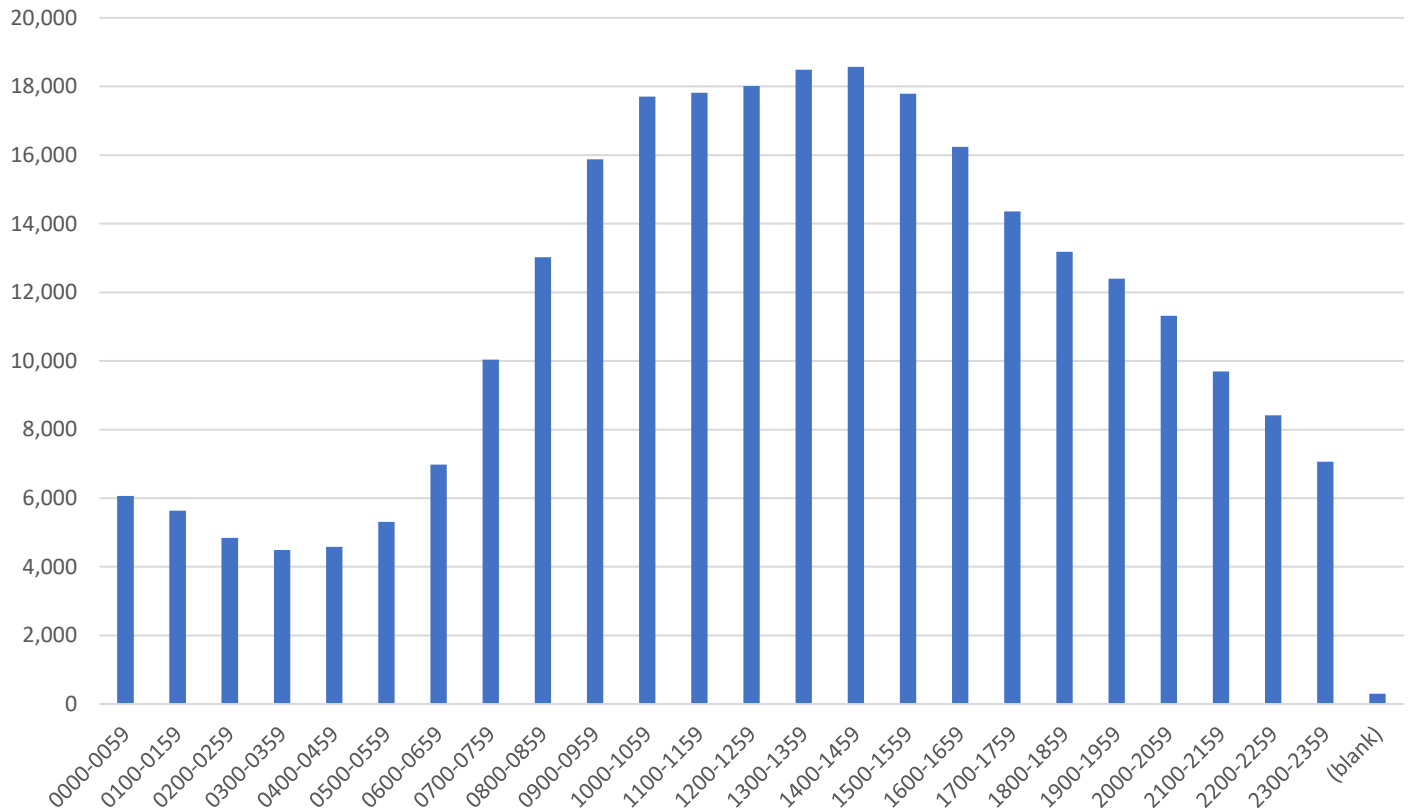
The busiest time of day for Maine EMS is between 2 and 3 pm.

32

Average number of EMS calls statewide, per hour, every day.

50% of all EMS calls in Maine occur in the 8 hours between 10 am and 6 pm

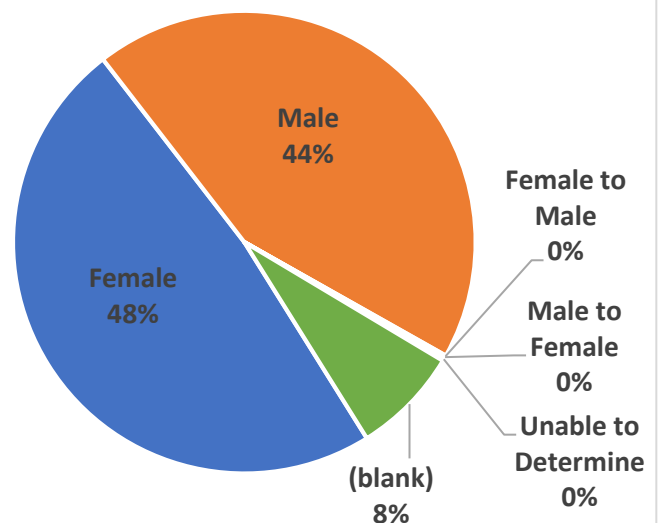
EMS Responses By Time of Day



EMS Responses By Patient Gender

| Gender | Responses |
|---------------------|----------------|
| Female | 134,692 |
| Male | 121,415 |
| Female to Male | 211 |
| Male to Female | 236 |
| Unable to Determine | 695 |
| (blank) | 20,971 |
| Grand Total | 278,220 |

EMS Patients By Documented Gender



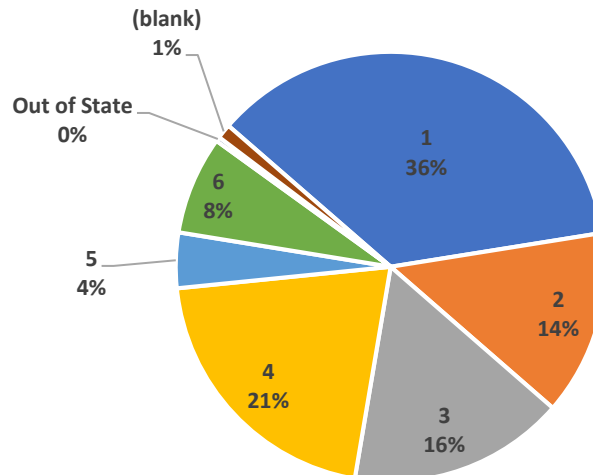
EMS Responses By County

| County | Responses |
|--------------------|----------------|
| Androscoggin | 22,291 |
| Aroostook | 11,595 |
| Cumberland | 55,101 |
| Franklin | 5,258 |
| Hancock | 9,906 |
| Kennebec | 34,152 |
| Knox | 7,453 |
| Lincoln | 7,281 |
| Oxford | 11,214 |
| Penobscot | 37,302 |
| Piscataquis | 3,962 |
| Sagadahoc | 5,917 |
| Somerset | 11,110 |
| Waldo | 5,849 |
| Washington | 6,499 |
| York | 39,368 |
| (NH) Belknap | 4 |
| (NH) Carroll | 140 |
| (NH) Coos | 10 |
| (NH) Grafton | 4 |
| (NH) Hillsborough | 1 |
| (NH) Merrimack | 2 |
| (NH) Rockingham | 26 |
| (NH) Strafford | 665 |
| Other | 80 |
| (blank) | 3,030 |
| Grand Total | 278,220 |

EMS Services By Organizational Type

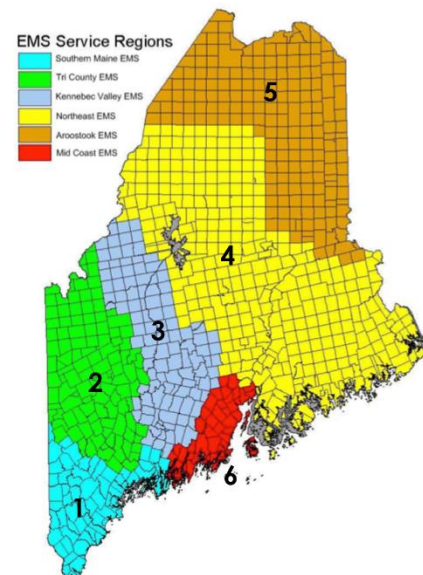
| Organization Type | Services |
|---------------------------------|------------|
| College/Educational Institution | 3 |
| Community - Non-Profit | 41 |
| Fire Department | 166 |
| Governmental, Non-Fire | 40 |
| Hospital | 12 |
| Private, Non-Hospital | 12 |
| Tribal | 2 |
| Grand Total | 276 |

Responses By Maine EMS Region

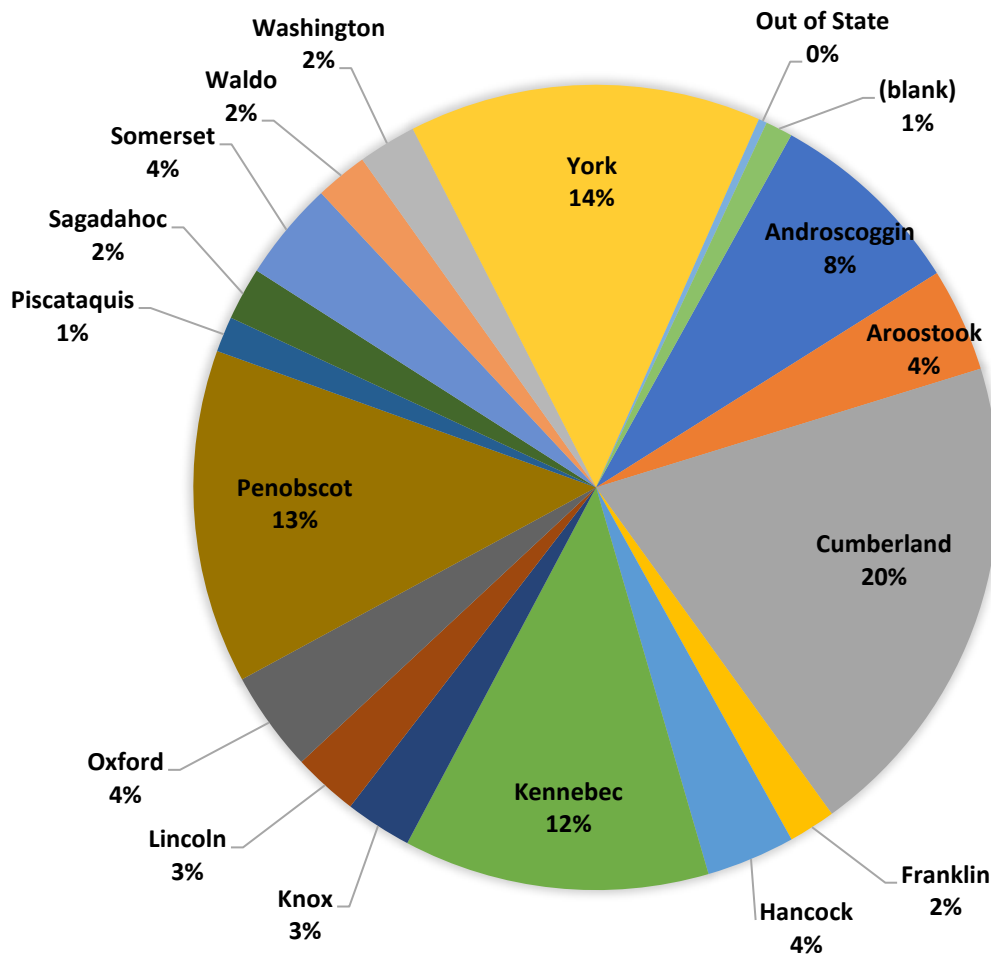


EMS Responses By Maine EMS Region

| Region | Counties | Responses |
|--------------------|---|----------------|
| 1 | Cumberland, York, Sagadahoc | 100,386 |
| 2 | Androscoggin, Franklin, Oxford | 38,763 |
| 3 | Kennebec, Somerset | 45,262 |
| 4 | Hancock, Penobscot, Piscataquis, Washington | 57,669 |
| 5 | Aroostook | 11,595 |
| 6 | Lincoln, Waldo, Knox | 20,583 |
| Out of State | - | 932 |
| (blank) | - | 3,030 |
| Grand Total | - | 278,220 |



EMS RESPONSES BY COUNTY



911, Emergency Response, Intercept, Mutual Aid By Month

| Month | Responses |
|--------------------|----------------|
| Jan | 17,373 |
| Feb | 15,416 |
| Mar | 15,815 |
| Apr | 15,640 |
| May | 16,719 |
| Jun | 16,705 |
| Jul | 18,495 |
| Aug | 18,314 |
| Sep | 16,752 |
| Oct | 16,513 |
| Nov | 15,841 |
| Dec | 16,599 |
| Grand Total | 200,182 |

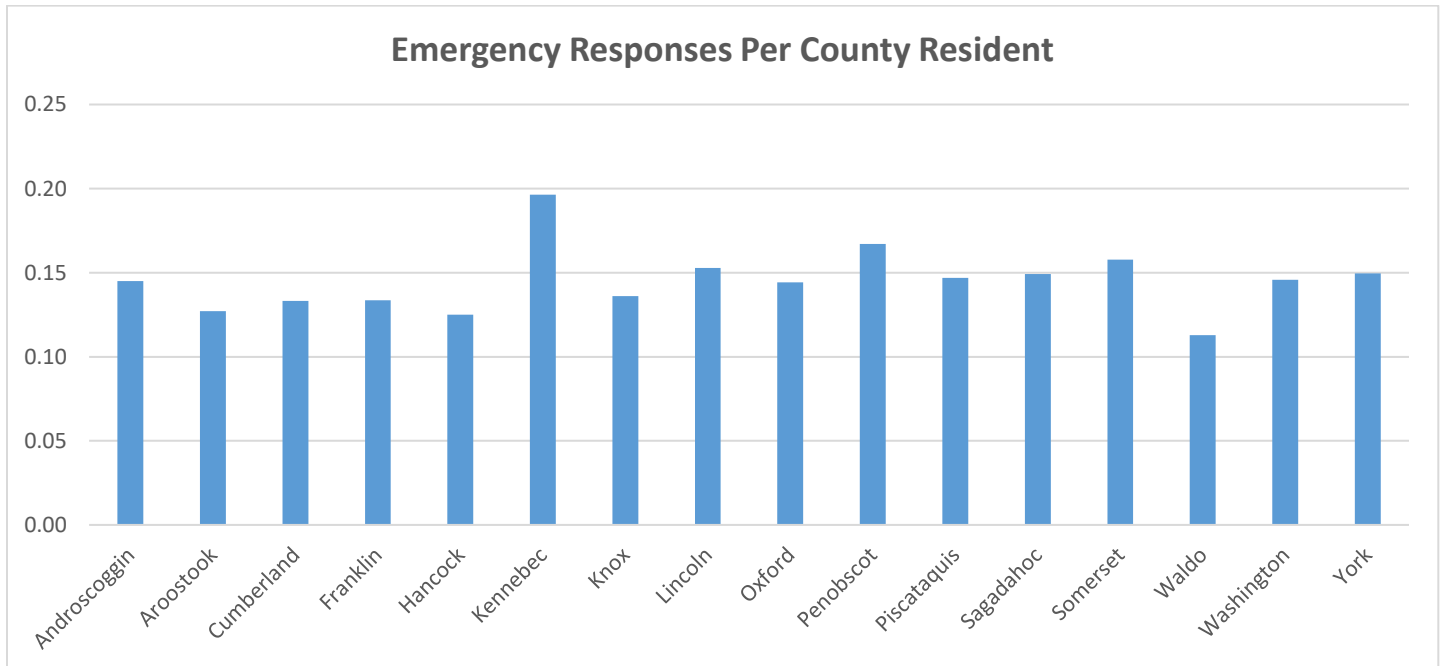
Interfacility Transport, Transfer, PIFT, SCT, Medical Transport By Month

| Month | Responses |
|--------------------|---------------|
| Jan | 6,655 |
| Feb | 5,939 |
| Mar | 5,994 |
| Apr | 5,914 |
| May | 6,070 |
| Jun | 5,744 |
| Jul | 5,917 |
| Aug | 6,217 |
| Sep | 5,808 |
| Oct | 5,958 |
| Nov | 5,505 |
| Dec | 5,664 |
| Grand Total | 71,385 |

EMS Emergency Responses By Maine County vs. Population

| County | Emergency Responses | Total Responses | Emergency Responses vs. Total EMS Responses | Population (2017) * | Emergency Responses per Resident |
|--------------------|---------------------|-----------------|---|---------------------|----------------------------------|
| Androscoggin | 15,608 | 22,291 | 70.0% | 107,651 | 0.14 |
| Aroostook | 8,600 | 11,595 | 74.2% | 67,653 | 0.13 |
| Cumberland | 38,959 | 55,101 | 70.7% | 292,500 | 0.13 |
| Franklin | 4,005 | 5,258 | 76.2% | 29,988 | 0.13 |
| Hancock | 6,811 | 9,906 | 68.8% | 54,497 | 0.12 |
| Kennebec | 23,927 | 34,152 | 70.1% | 121,821 | 0.20 |
| Knox | 5,413 | 7,453 | 72.6% | 39,790 | 0.14 |
| Lincoln | 5,227 | 7,281 | 71.8% | 34,204 | 0.15 |
| Oxford | 8,281 | 11,214 | 73.8% | 57,439 | 0.14 |
| Penobscot | 25,400 | 37,302 | 68.1% | 151,957 | 0.17 |
| Piscataquis | 2,464 | 3,962 | 62.2% | 16,773 | 0.15 |
| Sagadahoc | 5,279 | 5,917 | 89.2% | 35,392 | 0.15 |
| Somerset | 7,982 | 11,110 | 71.8% | 50,626 | 0.16 |
| Waldo | 4,496 | 5,849 | 76.9% | 39,832 | 0.11 |
| Washington | 4,605 | 6,499 | 70.9% | 31,593 | 0.15 |
| York | 30,548 | 39,368 | 77.6% | 204,191 | 0.15 |
| (blank) | 2,500 | 3,030 | 82.5% | N/A | N/A |
| Grand Total | 200,105 | 277,288 | 72.2% | 1,335,907 | 0.15 |

Population from <https://www.maine.gov/labor/cwri/index.html>



EMS Responses By Disposition

| Disposition | Responses | Percent of All Responses |
|--|----------------|--------------------------|
| Assist - Agency | 3,445 | 1.24% |
| Assist - Public | 3,947 | 1.42% |
| Assist - Unit | 780 | 0.28% |
| Canceled (Prior to Arrival At Scene) | 5,563 | 2.00% |
| Canceled (Prior to En Route) | 644 | 0.23% |
| Canceled (Request Transferred to Another Provider) | 573 | 0.21% |
| Cancelled | 2,245 | 0.81% |
| Community Paramedicine Visit | 739 | 0.27% |
| Dead at Scene-No Resuscitation Attempted (Without Transport) | 1,402 | 0.50% |
| Dead at Scene-Resuscitation Attempted (With Transport) | 20 | 0.01% |
| Dead at Scene-Resuscitation Attempted (Without Transport) | 744 | 0.27% |
| Deceased on Scene | 114 | 0.04% |
| Intercept | 1,719 | 0.62% |
| No Patient Found/Contact | 5,093 | 1.83% |
| No Treatment Required | 377 | 0.14% |
| Patient Evaluated, No Treatment/Transport Required | 7,577 | 2.72% |
| Patient Refused Evaluation/Care (With Transport) | 125 | 0.04% |
| Patient Refused Evaluation/Care (Without Transport) | 5,458 | 1.96% |
| Patient Refused Treatment | 2,647 | 0.95% |
| Patient Treated - Refused Transport | 15,604 | 5.61% |
| Patient Treated, Released (per protocol) | 302 | 0.11% |
| Standby - No Patient Contact | 3,398 | 1.22% |
| Standby - Public Safety Support | 1,087 | 0.39% |
| Transport Non-Patient, Organs, etc. | 1 | 0.00% |
| Treated - Transported by this EMS Unit | 203,995 | 70.06% |
| Treated, Transferred Care to Another EMS Unit/Service | 9,884 | 3.55% |
| Treated, Transported by Law Enforcement | 39 | 0.01% |
| Treated, Transported by Private Vehicle | 74 | 0.03% |
| (blank) | 624 | 0.22% |
| Grand Total | 278,220 | 100.00% |

EMS Transports By Care Level

| Care Level | All Transports | Adult (Age 19 and above) | Pediatric (Age 18 and below) | Pediatric % of all calls |
|-------------------------|----------------|--------------------------|------------------------------|--------------------------|
| ALS | 116,291 | 111,199 | 5,092 | 4.38% |
| BLS | 108,697 | 101,596 | 7,101 | 6.53% |
| PIFT | 11,364 | 10,775 | 589 | 5.18% |
| SCT | 3,905 | 3,144 | 761 | 19.49% |
| Community Paramedicine | 1,024 | 1,013 | 11 | 1.07% |
| (blank & no transports) | 36,939 | 33,193 | 3,746 | 10.14% |
| Grand Total | 278,220 | 260,920 | 17,300 | 6.22% |

EMS Refusals &

No Transports

All Ages: 11.5% (31,995)

Pediatric (18 and younger): 20.3% (3,511)

***Pediatric Responses By County
(Age 18 and under)***

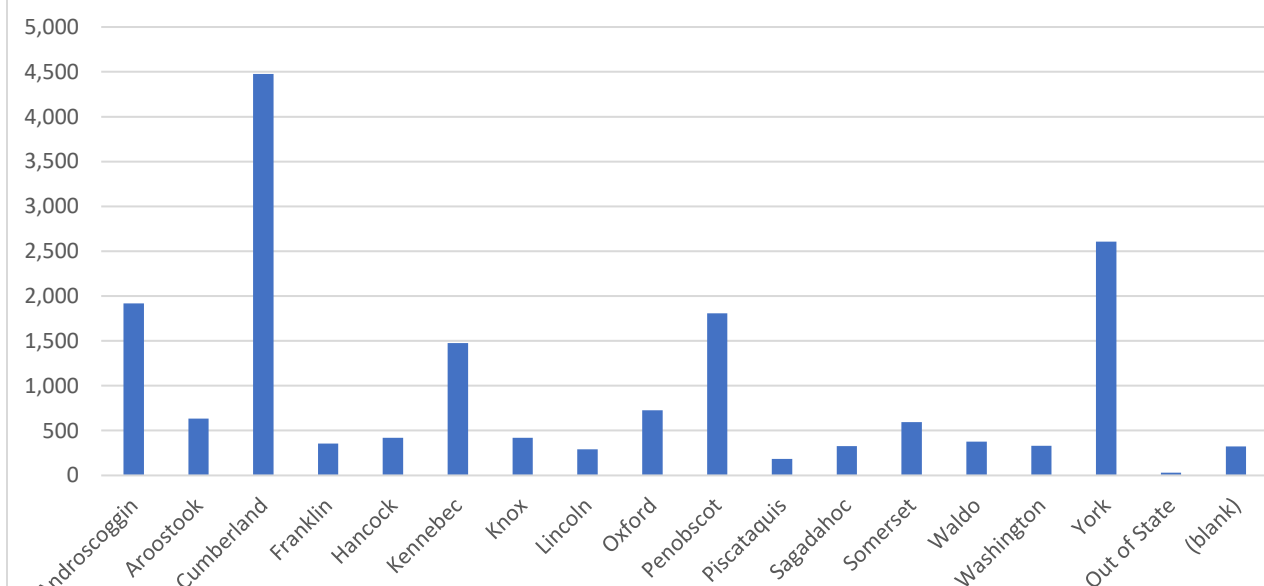
| County | Pedi Responses |
|--------------------|----------------|
| Androscoggin | 1,919 |
| Aroostook | 634 |
| Cumberland | 4,478 |
| Franklin | 354 |
| Hancock | 419 |
| Kennebec | 1,476 |
| Knox | 421 |
| Lincoln | 291 |
| Oxford | 725 |
| Penobscot | 1,808 |
| Piscataquis | 183 |
| Sagadahoc | 327 |
| Somerset | 596 |
| Waldo | 375 |
| Washington | 330 |
| York | 2,608 |
| Out of State | 32 |
| (blank) | 324 |
| Grand Total | 17,300 |

***Pediatric Responses By Month
(Age 18 and under)***

| Month | Pedi Responses |
|--------------------|----------------|
| January | 1,605 |
| February | 1,477 |
| March | 1,507 |
| April | 1,458 |
| May | 1,627 |
| June | 1,583 |
| July | 1,585 |
| August | 1,455 |
| September | 1,327 |
| October | 1,270 |
| November | 1,196 |
| December | 1,210 |
| Grand Total | 17,300 |

The busiest day statewide for pediatric EMS calls was January 8. The slowest was Christmas.

Pediatric EMS Responses By County



EMS Transports By Destination

AP = Airport, MA = Massachusetts, NH = New Hampshire

| Destination | Total Transports | Pediatric (18 y/o and under) | Adult (19 y/o and above) |
|--|------------------|------------------------------|--------------------------|
| (AP) Auburn-Lewiston Airport | 6 | 1 | 5 |
| (AP) Augusta State Airport | 4 | 1 | 3 |
| (AP) Bangor International Airport | 64 | 6 | 58 |
| (AP) Belfast Municipal | 1 | 0 | 1 |
| (AP) Biddeford Municipal Airport | 1 | 0 | 1 |
| (AP) Brunswick Executive Airport | 3 | 1 | 2 |
| (AP) Caribou Municipal Airport | 44 | 6 | 38 |
| (AP) Central Maine Airport - Norridgewock | 1 | 0 | 1 |
| (AP) Hancock County - Bar Harbor | 3 | 1 | 2 |
| (AP) Houlton International Airport | 24 | 3 | 21 |
| (AP) Knox County Regional Airport | 84 | 2 | 82 |
| (AP) Machias Valley Airport | 2 | 0 | 2 |
| (AP) Millinocket Municipal Airport | 1 | 0 | 1 |
| (AP) Newton Field Airport | 4 | 0 | 4 |
| (AP) Northern Aroostook Regional Airport | 12 | 3 | 9 |
| (AP) Northern Maine Regional Airport | 32 | 5 | 27 |
| (AP) Portland International Jetport | 11 | 1 | 10 |
| (AP) Sanford Seacoast Regional Airport | 3 | 0 | 3 |
| (AP) Steven Bean Municipal Airport | 3 | 0 | 3 |
| (AP) Stonington Municipal Airport | 1 | 0 | 1 |
| (AP) Sugarloaf Municipal Airport | 1 | 0 | 1 |
| (AP) Waterville Robert Lafleur Airport | 1 | 1 | 0 |
| (MA) Beth Israel Deaconess | 35 | 0 | 35 |
| (MA) Boston Medical Center | 9 | 1 | 8 |
| (MA) Brigham & Woman's Hospital | 234 | 5 | 229 |
| (MA) Children's Hospital - Boston | 120 | 120 | 0 |
| (MA) Dana Farber Cancer Institute | 4 | 0 | 4 |
| (MA) Lahey Hospital and Medical Center | 132 | 0 | 132 |
| (MA) Mass Eye and Ear Infirmary | 42 | 4 | 38 |
| (MA) Mass General Hospital | 388 | 22 | 366 |
| (MA) Mercy Medical Center | 4 | 0 | 4 |
| (MA) Shriners Hospital For Children - Boston | 6 | 6 | 0 |
| (MA) Tufts Medical Center | 35 | 5 | 30 |
| (MA) UMass Medical Center | 21 | 2 | 19 |
| (MA) VA Medical Center - West Roxbury | 155 | 0 | 155 |
| (NH) Androscoggin Valley Hospital | 4 | 1 | 3 |
| (NH) Catholic Medical Center | 4 | 3 | 1 |
| (NH) Concord Hospital | 2 | 0 | 2 |
| (NH) Dartmouth-Hitchcock Medical Center | 20 | 2 | 18 |

| Destination | Total Transports | Pediatric (18 y/o and under) | Adult (19 y/o and above) |
|--|-----------------------------|---|-------------------------------------|
| (NH) Elliot Hospital | 3 | 2 | 1 |
| (NH) Exeter Hospital | 1 | 0 | 1 |
| (NH) Frisbie Memorial Hospital | 235 | 25 | 210 |
| (NH) Hampstead Hospital | 16 | 15 | 1 |
| (NH) Huggins Hospital | 8 | 0 | 8 |
| (NH) Memorial Hospital | 174 | 9 | 165 |
| (NH) Parkland Medical Center | 5 | 0 | 5 |
| (NH) Portsmouth Regional Hospital | 1,346 | 49 | 1,297 |
| (NH) Southern New Hampshire Medical Center | 4 | 0 | 4 |
| (NH) Wentworth Douglass Hospital | 1,363 | 76 | 1,287 |
| A.R. Gould Hospital | 555 | 23 | 532 |
| Acadia Hospital | 1,804 | 501 | 1,303 |
| Blue Hill Memorial Hospital | 850 | 23 | 827 |
| Bridgton Hospital | 1,867 | 124 | 1,743 |
| Brighton Medical Center | 32 | 0 | 32 |
| Calais Regional Hospital | 1,891 | 85 | 1,806 |
| Cary Medical Center | 2,262 | 111 | 2,151 |
| Central Maine Medical Center | 10,209 | 528 | 9,681 |
| Charles A Dean Memorial Hospital | 249 | 6 | 243 |
| Down East Community Hospital | 1,535 | 69 | 1,466 |
| Franklin Memorial Hospital | 2,981 | 152 | 2,829 |
| Houlton Regional Hospital | 1,754 | 45 | 1,709 |
| Inland Hospital | 2,387 | 120 | 2,267 |
| Jackman Community Health Center | 59 | 0 | 59 |
| Lincoln County Health - Miles Campus | 2,376 | 85 | 2,291 |
| Lincoln County Health - St Andrews Campus | 15 | 1 | 14 |
| Maine Coast Memorial Hospital | 2,691 | 85 | 2,606 |
| Maine General Medical Center - Alford Center | 12,716 | 456 | 12,260 |
| Maine General Medical Center - Thayer Center | 3,603 | 230 | 3,373 |
| Maine Medical Center | 30,602 | 2,606 | 27,996 |
| Mayo Regional Hospital | 2,154 | 92 | 2,062 |
| Mercy Hospital | 5,308 | 116 | 5,192 |
| Mid Coast Hospital | 7,797 | 350 | 7,447 |
| Millinocket Regional Hospital | 1,108 | 36 | 1,072 |
| Mount Desert Island Hospital | 1,012 | 44 | 968 |
| Northern Light Eastern Maine Medical Center | 18,467 | 1,179 | 17,288 |
| Northern Maine Medical Center | 1,407 | 151 | 1,256 |
| Pen Bay Medical Center | 4,283 | 144 | 4,139 |
| Penobscot Valley Hospital | 1,365 | 50 | 1,315 |
| Redington Fairview General Hospital | 3,493 | 185 | 3,308 |
| Rumford Hospital | 2,038 | 129 | 1,909 |
| Sebasticook Valley Hospital | 1,841 | 97 | 1,744 |
| SMHC - Biddeford Medical Center | 9,958 | 360 | 9,598 |

| Destination | Total Transports | Pediatric (18 y/o and under) | Adult (19 y/o and above) |
|---|------------------|------------------------------|--------------------------|
| SMHC - Sanford Medical Center | 3,187 | 165 | 3,022 |
| Spring Harbor Hospital | 2,276 | 550 | 1,726 |
| St Joseph Hospital | 5,654 | 126 | 5,528 |
| St Mary's Regional Medical Center | 5,112 | 508 | 4,604 |
| Stephens Memorial Hospital | 2,769 | 178 | 2,591 |
| TAMC - Aroostook Medical Center | 1,954 | 97 | 1,857 |
| Togus Veterans Hospital | 831 | 0 | 831 |
| Waldo County General Hospital | 2,397 | 121 | 2,276 |
| York Hospital | 4,245 | 215 | 4,030 |
| Other Destination | 35,531 | 2,804 | 32,727 |
| (blank) (Includes No Transports & Standbys) | 68,919 | 3,975 | 64,944 |
| Grand Total | 278,220 | 17,300 | 260,920 |

Top 10 EMS Transport Destinations

| Destination | Total Transports |
|--|------------------|
| Maine Medical Center | 30,602 |
| Eastern Maine Medical Center | 18,467 |
| Maine General Medical Center - Alford Center | 12,716 |
| Central Maine Medical Center | 10,209 |
| SMHC - Biddeford Medical Center | 9,958 |
| Mid Coast Hospital | 7,797 |
| St Joseph Hospital | 5,654 |
| Mercy Hospital | 5,308 |
| St Mary's Regional Medical Center | 5,112 |
| Pen Bay Medical Center | 4,283 |

Top 10 EMS Pediatric Transport Destinations

| Destination | Transports |
|--|------------|
| Maine Medical Center | 2,606 |
| Eastern Maine Medical Center | 1,179 |
| Spring Harbor Hospital | 550 |
| Central Maine Medical Center | 528 |
| St Mary's Regional Medical Center | 508 |
| Acadia Hospital | 501 |
| Maine General Medical Center - Alford Center | 456 |
| SMHC - Biddeford Medical Center | 360 |
| Mid Coast Hospital | 350 |
| Maine General Medical Center - Thayer Center | 230 |

306

patients were transported to airports for further transport.

1,185

patients were transported to hospitals in Massachusetts.

3,185

patients were transported to hospitals in New Hampshire.

EMS Responses By Primary Impression

(Impressions have been summarized & grouped for ease of interpretation)

| Primary Impression | Total & Details | Responses |
|---------------------------|-----------------------------------|------------------|
| Behavioral | 17,393 | |
| | Behavioral / Psychiatric Disorder | 15,053 |
| | Suicide Attempt | 2,340 |
| Cardiac | 20,033 | |
| | Arrest | 2,718 |
| | Arrhythmia | 3,678 |
| | Chest Pain | 10,994 |
| | CHF / Pulmonary Edema | 1,601 |
| | Circulatory - Vascular Disease | 56 |
| | MI - STEMI | 376 |
| | MI - Non-STEMI | 432 |
| | Shock - Cardiogenic | 64 |
| | Tamponade | 23 |
| | Other | 91 |
| Environmental | 610 | |
| | Drowning | 28 |
| | Frostbite | 26 |
| | Heat Exhaustion / Heat Stroke | 288 |
| | Hyperthermia | 4 |
| | Hypothermia | 240 |
| | Sunburn - 1st, 2nd, & 3rd Degree | 24 |
| GI | 9,282 | |
| | Blood in Stool | 1,131 |
| | Constipation | 705 |
| | Diarrhea | 776 |
| | Foreign Body - GI / GU Tract | 369 |
| | GERD | 222 |
| | Hematemesis | 370 |
| | Nausea and / or Vomiting | 5,709 |
| Hemorrhage | 1,413 | |
| | Intracranial Bleeding | 748 |
| | Non-Traumatic | 243 |
| | Postpartum | 21 |
| | Traumatic | 36 |
| | Vaginal / Uterine | 365 |
| Medical | 56,979 | |
| | Adrenocortical Insufficiency | 84 |
| | Allergic Reaction | 1,055 |
| | Anaphylaxis | 138 |
| | Anemia | 213 |
| | Cancer | 1,996 |
| | Cellulitis | 444 |
| | Cold / Fever / Influenza | 4,102 |

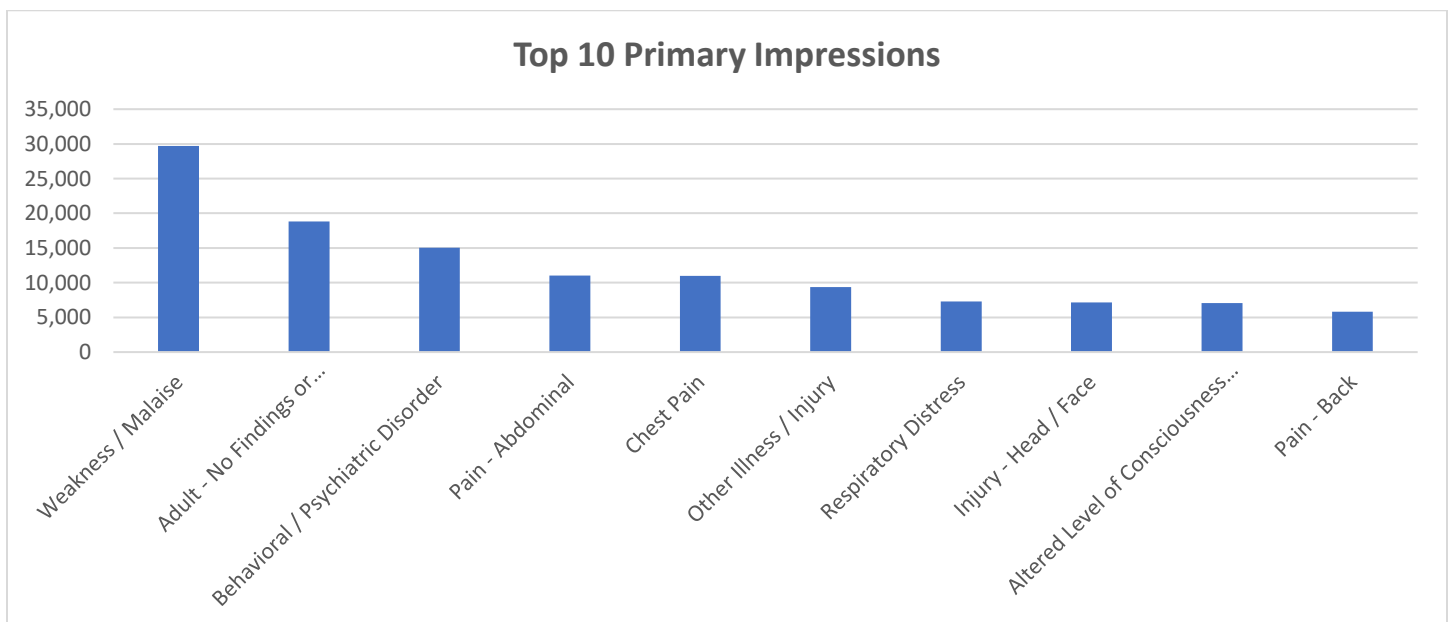
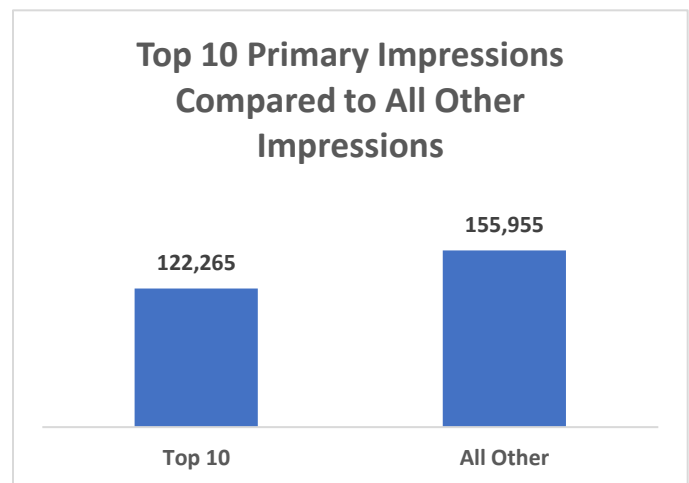
| Primary Impressions | | Responses |
|---------------------|---------------------------------------|-----------|
| Medical (continued) | | |
| | Dehydration | 1,729 |
| | Diabetic Emergency | 166 |
| | Edema (non-pulmonary) | 463 |
| | Epiglottitis | 24 |
| | Headache / Migraine | 1,843 |
| | Hyperglycemia / DKA | 1,491 |
| | Hyperkalemia | 68 |
| | Hypertension | 1,116 |
| | Hypoglycemia | 1,931 |
| | Infection - Skin | 1,198 |
| | Infectious Disease - Non-Specific | 534 |
| | Medical Device Failure | 407 |
| | Medication Regimen - Under dosing | 153 |
| | Meningitis | 28 |
| | Obesity | 487 |
| | Ophthalmological Emergency | 221 |
| | Overdose - Alcohol | 3,270 |
| | Overdose – Misc. Drugs (non-opioid) | 2,294 |
| | Overdose - Opioid | 1,179 |
| | Rash/Nonspecific Skin Eruption | 340 |
| | S.A.R.S. | 2 |
| | Sepsis | 1,809 |
| | Sickle Cell Crisis | 14 |
| | Syncope / Fainting | 4,467 |
| | Urinary Tract Infection | 2,052 |
| | Weakness / Malaise | 29,693 |
| Neurological | 17,426 | |
| | Altered Level of Consciousness / Coma | 7,071 |
| | Hemi-/Para-/Quadra- plegia | 736 |
| | Seizure(s) | 4,898 |
| | Stroke / CVA / TIA | 4,721 |
| OB/GYN | 935 | |
| | Injury - Birth | 16 |
| | Labor and Delivery | 259 |
| | Miscarriage | 80 |
| | Newborn - Meconium Aspiration | 10 |
| | Newborn - Premature | 62 |
| | Newborn - Respiratory Distress | 57 |
| | Obstetric Trauma, Unspecified | 31 |
| | Pre-Eclampsia | 63 |
| | Pregnancy / OB Delivery | 95 |
| | Pregnancy Related Vomiting | 30 |
| | Pregnancy with Contractions | 229 |
| | Retained Placenta Without Hemorrhage | 3 |

| Primary Impression | | Responses |
|--------------------|----------------------------------|-----------|
| Respiratory | 17,141 | |
| | Airway Obstruction / Choking | 580 |
| | Asthma | 531 |
| | Bronchitis | 325 |
| | Bronchospasm | 685 |
| | COPD Exacerbation | 3,932 |
| | Croup | 144 |
| | Pneumonia | 3,137 |
| | Pneumothorax / Hemothorax | 184 |
| | Pulmonary Edema | 47 |
| | Pulmonary Embolism | 240 |
| | R.S.V. | 42 |
| | Respiratory Distress | 7,277 |
| | Suffocation | 17 |
| Trauma | 65,282 | |
| | Burn, General | 411 |
| | Concussion | 852 |
| | Decompression Sickness | 4 |
| | Epistaxis | 538 |
| | Foreign Body - Ear | 24 |
| | Foreign Body - Eye | 82 |
| | Injury - Abdomen | 321 |
| | Injury - Back | 1,384 |
| | Injury - Chest | 623 |
| | Injury - Head / Face | 7,156 |
| | Injury - Hip / Pelvis / Genitals | 2,544 |
| | Injury - Inhalation | 55 |
| | Injury - Lower Extremity | 4,082 |
| | Injury - Multisystem | 3,575 |
| | Injury - Neck | 1,313 |
| | Injury - Unspecified | 1,070 |
| | Injury - Upper Extremity | 4,230 |
| | Pain - Abdominal | 11,026 |
| | Pain - Back | 5,806 |
| | Pain - Chest - Non-Cardiac | 2,736 |
| | Pain - Head / Throat | 851 |
| | Pain - Hip / Pelvis | 3,312 |
| | Pain - Lower Extremity | 5,107 |
| | Pain - Non-Specific | 3,569 |
| | Pain - Upper Extremity | 3,401 |
| | Pain - With Breathing | 362 |
| | Shock - General | 147 |
| | Shock - Hypovolemia | 483 |
| | Shock - Neurogenic | 7 |
| | Shock - Traumatic | 42 |

| Primary Impression | | Responses |
|--------------------|---|----------------|
| Trauma (continued) | | |
| | Toxic Exposure | 169 |
| Other | 63,694 | |
| | Abuse / Neglect | 2 |
| | Adult - No Findings or Complaints | 18,833 |
| | Child - No Findings or Complaints | 1,215 |
| | No Apparent Illness / Injury | 540 |
| | Other Illness / Injury | 9,356 |
| | Public Assist Only | 3 |
| | (blank) (Includes no transports & standbys) | 33,745 |
| Grand Total | | 278,220 |

Top 10 Primary Impressions

| Primary Impression | Responses |
|---------------------------------------|----------------|
| Weakness / Malaise | 29,693 |
| Adult - No Findings or Complaints | 18,833 |
| Behavioral / Psychiatric Disorder | 15,053 |
| Pain - Abdominal | 11,026 |
| Chest Pain | 10,994 |
| Other Illness / Injury | 9,356 |
| Respiratory Distress | 7,277 |
| Injury - Head / Face | 7,156 |
| Altered Level of Consciousness / Coma | 7,071 |
| Pain - Back | 5,806 |
| Total | 122,265 |



1 in 4

Services had less
than 50 EMS
responses in 2018

52%

Of all services had
less than 250 EMS
responses in 2018

9

Services had more
than 5,000 EMS
responses in 2018

177 (64%)

Services had less
than 25 pediatric
patients in 2018

11% (30)

Services that had 150
or more pediatric
patients in 2018

Top 10 Busiest EMS Services

| | All Responses | 911, Intercept, Mutual Aid Responses | % of all calls | Medical Transport, IFT, PIFT, SCT | % of all calls |
|----------------------------------|----------------|--------------------------------------|----------------|-----------------------------------|----------------|
| Northeast Mobile Health Services | 24,063 | 3,405 | 14.2% | 20,159 | 83.8% |
| Delta Ambulance | 19,579 | 10,106 | 51.6% | 9,173 | 46.9% |
| United Ambulance Service | 16,262 | 8,973 | 55.2% | 4,744 | 29.2% |
| Northern Light Medical Transport | 15,945 | 6,828 | 42.8% | 8,854 | 55.5% |
| MEDCU | 12,890 | 12,596 | 97.7% | 159 | 1.2% |
| Stewart's Ambulance Service | 8,509 | 5,124 | 60.2% | 3,378 | 39.7% |
| Bangor Fire Department | 7,085 | 5,960 | 84.1% | 1,110 | 15.7% |
| NorthStar | 5,747 | 4,531 | 78.8% | 1,042 | 18.1% |
| Augusta Fire Department | 5,261 | 5,104 | 97.0% | 131 | 2.5% |
| Mayo Regional Hospital EMS | 4,907 | 3,472 | 70.8% | 1,135 | 23.1% |
| Total | 120,248 | 66,099 | 55.0% | 49,885 | 41.5% |

Top 10 Busiest Non-Transporting EMS Services

| Service | Responses |
|--------------------------------------|-----------|
| Waterville Fire Department | 2,866 |
| Fairfield Fire Rescue | 1,064 |
| Winslow Fire Department Rescue | 944 |
| York Village Fire Department | 718 |
| Mid Coast Hospital Interceptor | 626 |
| Oakland Fire - Rescue | 603 |
| Brewer Fire Department | 533 |
| Wells Fire Department Rescue | 532 |
| York Beach Volunteer Fire Department | 437 |
| Bristol Fire and Rescue | 370 |

PROCEDURES & MEDICATIONS

** Please note that medications and procedures documented in narratives and not in drop down boxes are unable to be captured and reported on in this report **

EMS Procedures

| Procedure | Total | Adult | Pedi |
|------------------------------|--------|--------|-------|
| AIRWAY/BREATHING | | | |
| BVM Ventilations | 2,986 | 2,918 | 68 |
| Combitube | 12 | 12 | 0 |
| CPAP | 1,523 | 1,523 | 0 |
| CPR Mask Use | 5 | 4 | 1 |
| Cricoid Pressure | 10 | 10 | 0 |
| Cricothyroidotomy, Surgical | 11 | 11 | 0 |
| ETCO2 Monitoring | 3,763 | 3,654 | 109 |
| Foreign Body Airway Removal | 22 | 22 | 0 |
| Heimlich Maneuver | 8 | 8 | 0 |
| Intubation - Nasotracheal | 15 | 15 | 0 |
| Intubation - Oral | 755 | 719 | 36 |
| King Tube | 756 | 744 | 12 |
| Laryngoscopy | 97 | 94 | 3 |
| LMA | 92 | 88 | 4 |
| Manual Airway Opening | 279 | 269 | 10 |
| Nasal Airway (NPA) Insertion | 1,030 | 1,010 | 20 |
| Needle Decompression | 105 | 96 | 9 |
| Occlusive Dressing | 22 | 16 | 6 |
| Oral Airway (OPA) Insertion | 1,654 | 1,610 | 44 |
| Orogastric Tube | 31 | 27 | 4 |
| RSI | 5 | 5 | 0 |
| Suctioning | 1,260 | 1,191 | 69 |
| CARDIAC | | | |
| 12 lead EKG | 8,348 | 8,262 | 86 |
| Cardioversion | 88 | 88 | 0 |
| CPR | 1,702 | 1,674 | 28 |
| Defibrillation | 616 | 611 | 5 |
| EKG Monitoring | 12,449 | 12,079 | 370 |
| LVAD Care | 3 | 3 | 0 |
| Pacing | 167 | 167 | 0 |
| Vagal Maneuver | 151 | 151 | 0 |
| VASCULAR | | | |
| Blood Glucose Analysis | 22,898 | 22,258 | 640 |
| Blood Draw | 2,855 | 2,817 | 38 |
| Discontinue IV Catheter | 4,602 | 4,488 | 114 |
| External Jugular IV Access | 102 | 100 | 2 |
| Intraosseous Insertion | 2,204 | 2,141 | 63 |
| Peripheral Vein IV Access | 57,291 | 55,761 | 1,530 |

The top three EMS procedures were the same for both adult and pediatric patients:

#1 Peripheral Vein IV

#2 Blood Glucose Analysis

#3 EKG Monitoring

| Procedure | Total | Adult | Pedi |
|--------------------------------------|----------------|----------------|--------------|
| MISC | | | |
| Birth | 17 | 17 | 0 |
| Cooling | 1,025 | 885 | 140 |
| Decontamination | 6 | 5 | 1 |
| Eye Irrigation | 34 | 26 | 8 |
| Restraint - Pharmaceutical | 28 | 26 | 2 |
| Restraint - Physical | 77 | 68 | 9 |
| Warming | 301 | 269 | 32 |
| PIFT PROCEDURES | | | |
| PIFT - Bladder Irrigation | 20 | 20 | 0 |
| PIFT - Chest Tube Maintenance | 79 | 72 | 7 |
| PIFT - Nasogastric Tube | 127 | 124 | 3 |
| TRAUMA | | | |
| Burn Care | 37 | 27 | 10 |
| Extrication | 96 | 91 | 5 |
| Hemostatic Agents | 47 | 44 | 3 |
| Pressure Dressing | 211 | 202 | 9 |
| Spinal - Immobilization - Lying | 500 | 442 | 58 |
| Spinal - Cervical Collar Application | 3,074 | 2,816 | 258 |
| Spinal - Immobilization - Seated | 63 | 59 | 4 |
| Spinal - Long Board Application | 655 | 607 | 48 |
| Splinting - General | 1,405 | 1,254 | 151 |
| Splinting - Traction | 71 | 66 | 5 |
| Tourniquet Application | 72 | 68 | 4 |
| Wound Care General | 1,602 | 1,491 | 111 |
| Wound Irrigation | 114 | 100 | 14 |
| Grand Total | 137,578 | 133,425 | 4,153 |

The Top 5 Medications
Administered to Adult
Patients were:

1. Normal Saline
2. Oxygen
3. Ondansetron
4. Fentanyl
5. Aspirin

The Top 5 Medications
Administered to Pediatric
Patients were:

1. Normal Saline
2. Fentanyl
3. Oxygen
4. Midazolam
5. Ondansetron

EMS Medications Administered

| Medication | Total | Adult (Age 19 and above) | Pediatric (Age 18 and under) |
|--|-------|--------------------------|------------------------------|
| <i>* indicates medications that are PIFT or SCT and not part of the Maine EMS protocol formulary</i> | | | |
| Acetaminophen | 768 | 718 | 50 |
| Acetylcysteine/Mucomyst* | 10 | 6 | 4 |
| Activated Charcoal (without sorbitol) | 19 | 8 | 11 |
| Adenosine | 416 | 410 | 6 |
| Albumin* | 6 | 6 | 0 |
| Albuterol | 5,853 | 5,575 | 278 |
| Alteplase* | 6 | 6 | 0 |
| Amiodarone | 2,243 | 2,230 | 13 |
| Ampicillin* | 18 | 15 | 3 |
| Aspirin | 9,143 | 9,090 | 53 |
| Atropine | 912 | 887 | 25 |
| Azithromycin* | 73 | 68 | 5 |
| Blood Products* | 66 | 65 | 1 |
| Bumetanide* | 6 | 6 | 0 |
| Calcium Chloride* | 1 | 1 | 0 |
| Calcium Gluconate* | 8 | 8 | 0 |
| Cardizem* | 71 | 71 | 0 |
| Cefazolin* | 11 | 9 | 2 |
| Cefepime* | 4 | 4 | 0 |
| Ceftriaxone/Rocephin* | 48 | 38 | 10 |
| Cipro* | 33 | 30 | 3 |
| Clindamycin* | 19 | 16 | 3 |
| Clopidogrel* | 6 | 6 | 0 |
| D5W w/ 1/2 Normal Saline | 119 | 31 | 88 |
| Dexamethasone | 1,407 | 1,385 | 22 |
| Dextrose 10 % & 1/2 NS | 64 | 61 | 3 |
| Dextrose 10% | 797 | 706 | 91 |
| Dextrose 5% & 1/2 NS | 76 | 63 | 13 |
| Dextrose 5% | 148 | 125 | 23 |
| Dextrose 50% | 1,799 | 1,744 | 55 |
| Diazepam* | 6 | 3 | 3 |
| Diltiazem* | 102 | 102 | 0 |
| Diphenhydramine | 628 | 523 | 105 |
| Dobutamine* | 10 | 10 | 0 |
| Dopamine* | 666 | 656 | 10 |
| DuoNeb | 5,198 | 5,111 | 87 |
| Epinephrine 1 MG/1ML (1:1000) | 649 | 569 | 80 |
| Epinephrine 1MG/10ML (1:10,000) | 6,469 | 6,339 | 130 |
| Epinephrine, Racemic | 27 | 7 | 20 |

| Medication | Total | Adult (Age 19 and above) | Pediatric (Age 18 and under) |
|--|--------|--------------------------|------------------------------|
| <i>* indicates medications that are PIFT or SCT and not part of the Maine EMS protocol formulary</i> | | | |
| Epi-Pen Adult | 3 | 3 | 0 |
| Eptifibatide/Integrilin* | 9 | 9 | 0 |
| Esmolol* | 4 | 4 | 0 |
| Etomidate* | 1 | 1 | 0 |
| Famotidine* | 6 | 5 | 1 |
| Fentanyl | 13,206 | 12,309 | 897 |
| Flagyl* | 61 | 46 | 15 |
| Fosphenytoin* | 2 | 2 | 0 |
| Furosemide* | 154 | 130 | 24 |
| Garamycin* | 2 | 0 | 2 |
| Glucagon | 286 | 280 | 6 |
| Glucose (Oral) | 1,247 | 1,226 | 21 |
| Haloperidol* | 2 | 2 | 0 |
| Hemostatic Agent | 9 | 9 | 0 |
| Heparin* | 2,870 | 2,847 | 23 |
| Hydralazine* | 4 | 4 | 0 |
| Hydrocortisone* | 1 | 1 | 0 |
| Hydromorphone* | 65 | 63 | 2 |
| Ibuprofen* | 10 | 8 | 2 |
| Insulin* | 121 | 105 | 16 |
| Ipratropium Bromide | 76 | 76 | 0 |
| Kcentra* | 5 | 5 | 0 |
| Ketamine | 157 | 139 | 18 |
| Ketorolac* | 5 | 5 | 0 |
| Labetalol* | 25 | 25 | 0 |
| Lactated Ringers | 1,230 | 1,115 | 115 |
| Levalbuterol* | 1 | 1 | 0 |
| Levaquin* | 30 | 30 | 0 |
| Levofloxacin* | 46 | 46 | 0 |
| Lidocaine* | 72 | 72 | 0 |
| Lorazepam (Ativan)* | 53 | 51 | 2 |
| Magnesium Sulfate | 480 | 471 | 9 |
| Mannitol* | 4 | 4 | 0 |
| Methicillin Sodium* | 8 | 8 | 0 |
| Methylprednisolone* | 70 | 70 | 0 |
| Metoprolol | 400 | 400 | 0 |
| Midazolam | 4,934 | 4,403 | 531 |
| Morphine* | 103 | 97 | 6 |
| Multivitamin* | 11 | 11 | 0 |
| Nalbuphine* | 11 | 11 | 0 |
| Naloxone | 3,568 | 3,491 | 77 |
| Nicardipine* | 37 | 37 | 0 |
| Nitro Paste | 830 | 830 | 0 |

| Medication | Total | Adult (Age 19 and above) | Pediatric (Age 18 and under) |
|--|--------|--------------------------|------------------------------|
| <i>* indicates medications that are PIFT or SCT and not part of the Maine EMS protocol formulary</i> | | | |
| Nitroglycerin | 8,696 | 8,681 | 15 |
| Nitroprusside* | 5 | 5 | 0 |
| Nitrous Oxide | 109 | 98 | 11 |
| Norepinephrine | 210 | 210 | 0 |
| Normal Saline | 30,538 | 29,310 | 1,228 |
| Octreotide* | 59 | 59 | 0 |
| Ondansetron | 13,115 | 12,692 | 423 |
| Oxycodone* | 8 | 8 | 0 |
| Oxygen | 25,925 | 25,154 | 771 |
| Oxymetazoline* | 5 | 5 | 0 |
| Oxytocin* | 6 | 6 | 0 |
| Phenylephrine/Neo-Synephrine* | 4 | 4 | 0 |
| PIFT Medication - Anticoagulant* | 136 | 136 | 0 |
| PIFT Medication – Anticonvulsant* | 2 | 2 | 0 |
| PIFT Medication – Antidiabetics* | 21 | 16 | 5 |
| PIFT Medication – Antidysrhythmic* | 29 | 29 | 0 |
| PIFT Medication – Antihypertensive* | 21 | 21 | 0 |
| PIFT Medication – Anti-Infective* | 126 | 112 | 14 |
| PIFT Medication – Antipsychotics* | 1 | 1 | 0 |
| PIFT Medication – Cardiac Glycosides* | 4 | 4 | 0 |
| PIFT Medication – GI Agents (i.e. Antiemetics) * | 22 | 22 | 0 |
| PIFT Medication – IV Fluids, Electrolytes (i.e. Potassium, Dextran) * | 66 | 56 | 10 |
| PIFT Medication – Narcotics/Pain Management* | 14 | 13 | 1 |
| PIFT Medication – OTC Medications | 4 | 2 | 2 |
| PIFT Medication – Parenteral Nutrition and Vitamins* | 13 | 13 | 0 |
| PIFT Medication – Platelet Aggregation Inhibitors* | 5 | 5 | 0 |
| PIFT Medication – Respiratory Medications* | 1 | 0 | 1 |
| PIFT Medication – Sedatives* | 37 | 34 | 3 |
| PIFT Medication – Vasoactive Agents* | 34 | 31 | 3 |
| Plasma Protein Fraction* | 1 | 1 | 0 |
| Potassium Chloride* | 252 | 228 | 24 |
| Potassium Iodide* | 2 | 0 | 2 |
| Precedex* | 12 | 11 | 1 |
| Prednisone* | 1 | 1 | 0 |
| Procainamide* | 1 | 1 | 0 |
| Prochlorperazine* | 1 | 1 | 0 |
| Promethazine* | 6 | 6 | 0 |
| Propofol* | 92 | 90 | 2 |

| Medication | Total | Adult (Age 19 and above) | Pediatric (Age 18 and under) |
|--|----------------|--------------------------|------------------------------|
| <i>* indicates medications that are PIFT or SCT and not part of the Maine EMS protocol formulary</i> | | | |
| Propranolol* | 2 | 2 | 0 |
| Protonix/Pantoprazole* | 114 | 113 | 1 |
| Rocuronium* | 8 | 8 | 0 |
| Sodium Bicarbonate | 1,650 | 1,572 | 78 |
| Succinylcholine* | 1 | 1 | 0 |
| Tenecteplase* | 6 | 6 | 0 |
| Terbutaline* | 1 | 1 | 0 |
| Tetracaine | 20 | 19 | 1 |
| Thiamine* | 69 | 69 | 0 |
| Tirofiban [Aggrastat]* | 1 | 1 | 0 |
| TXA (Tranexamic Acid) | 53 | 52 | 1 |
| Vancomycin* | 315 | 310 | 5 |
| Vecuronium* | 1 | 1 | 0 |
| Zosyn* | 204 | 196 | 8 |
| Grand Total | 150,153 | 144,579 | 5,574 |

EMS Documented Initial EKG Rhythms

| EKG | Count |
|------------------------------------|-------|
| Agonal/Idioventricular | 56 |
| Asystole | 763 |
| Atrial Fibrillation | 1,710 |
| Atrial Flutter | 100 |
| AV Block-1st Degree | 247 |
| AV Block-2nd Degree-Type 1 | 6 |
| AV Block-2nd Degree-Type 2 | 8 |
| AV Block-3rd Degree | 38 |
| Junctional | 62 |
| Left Bundle Branch Block | 135 |
| Non-STEMI Anterior Ischemia | 18 |
| Non-STEMI Lateral Ischemia | 6 |
| Paced Rhythm | 470 |
| PEA | 311 |
| Premature Atrial Contractions | 116 |
| Premature Ventricular Contractions | 164 |
| Right Bundle Branch Block | 108 |
| Sinus Arrhythmia | 188 |
| Sinus Bradycardia | 521 |
| Sinus Rhythm | 6,324 |
| Sinus Tachycardia | 2,629 |
| STEMI Anterior Ischemia | 58 |
| STEMI Inferior Ischemia | 57 |
| STEMI Lateral Ischemia | 2 |

| EKG | Count |
|--------------------------------------|---------------|
| Supraventricular Tachycardia | 45 |
| Unknown AED Non-Shockable Rhythm | 4 |
| Unknown AED Shockable Rhythm | 36 |
| Ventricular Fibrillation | 199 |
| Ventricular Tachycardia (Pulseless) | 14 |
| Ventricular Tachycardia (With Pulse) | 6 |
| Other | 214 |
| Grand Total | 14,831 |

The top 5 documented initial
EKG rhythms were:

1. Sinus Rhythm
2. Sinus Tachycardia
3. Atrial Fibrillation
4. Asystole
5. Sinus Bradycardia

RESPONSES BY INDIVIDUAL SERVICES

Total EMS Responses By Service

| Service | Organization Type | Service Type | County | Total Calls | Pediatric Responses (18 years old and under) | % of all calls that are pediatric |
|---|------------------------|--------------------------|-------------------|-------------|---|-----------------------------------|
| Acton Fire - Rescue | Fire Department | Ground Ambulance Service | York | 279 | 20 | 7.2% |
| Albion Fire - Rescue | Fire Department | Ground Ambulance Service | Kennebec | 107 | 11 | 10.3% |
| Alexander VFD First Responder Unit | Fire Department | Non-Transporting Service | Washington | 40 | 2 | 5.0% |
| Alfred Rescue Squad | Governmental, Non-Fire | Ground Ambulance Service | York | 404 | 16 | 4.0% |
| Ambulance Service Inc | Community - Non-Profit | Ground Ambulance Service | Aroostook | 906 | 64 | 7.1% |
| American Ambulance Service <i>see Stewart's Ambulance</i> | - | - | - | - | - | - |
| American Medical Response | Private, Non-Hospital | Ground Ambulance Service | Hillsborough (NH) | 0 | 0 | 0.0% |
| Andover Fire Dept | Fire Department | Non-Transporting Service | Oxford | 20 | 2 | 10.0% |
| Anson Madison Starks Ambulance Service | Community - Non-Profit | Ground Ambulance Service | Somerset | 1,628 | 90 | 5.5% |
| Aroostook Critical Care Transport (<i>no longer active</i>) | Hospital | Transfer Air Ambulance | Aroostook | 164 | 4 | 2.4% |
| Arthur Jewell Health Center (<i>no longer active</i>) | Hospital | Ground Ambulance Service | Waldo | 128 | 9 | 7.0% |
| Arundel Fire - Rescue | Fire Department | Ground Ambulance Service | York | 389 | 15 | 3.9% |
| Ashland Ambulance Service | Governmental, Non-Fire | Ground Ambulance Service | Aroostook | 182 | 11 | 6.0% |
| Auburn Fire Department | Fire Department | Ground Ambulance Service | Androscoggin | 3,880 | 242 | 6.2% |

| Service | Organization Type | Service Type | County | Total Calls | Pediatric Responses (18 years old and under) | % of all calls that are pediatric |
|------------------------------------|---------------------------------|--------------------------|---------------|--------------------|---|--|
| Augusta Fire Department | Fire Department | Ground Ambulance Service | Kennebec | 5,261 | 192 | 3.6% |
| Aurora Volunteer Fire Dept. | Fire Department | Non-Transporting Service | Hancock | 22 | 2 | 9.1% |
| Bangor Fire Department | Fire Department | Ground Ambulance Service | Penobscot | 7,085 | 313 | 4.4% |
| Bar Harbor Fire Dept | Fire Department | Ground Ambulance Service | Hancock | 1,118 | 40 | 3.6% |
| Bates EMS | College/Educational Institution | Non-Transporting Service | Androscoggin | 112 | 39 | 34.8% |
| Bath Fire Department | Fire Department | Ground Ambulance Service | Sagadahoc | 2,034 | 110 | 5.4% |
| Bath Iron Works Rescue | Private, Non-Hospital | Ground Ambulance Service | Sagadahoc | 258 | 2 | 0.8% |
| Beech Ridge Speedway Ambulance | Private, Non-Hospital | Ground Ambulance Service | Cumberland | 14 | 0 | 0.0% |
| Belfast Ambulance & Rescue Service | Governmental, Non-Fire | Ground Ambulance Service | Waldo | 2,645 | 113 | 4.3% |
| Belgrade Fire Department | Fire Department | Non-Transporting Service | Kennebec | 162 | 10 | 6.2% |
| Berwick Fire Department | Fire Department | Non-Transporting Service | York | 364 | 23 | 6.3% |
| Bethel Ambulance Service | Community - Non-Profit | Ground Ambulance Service | Oxford | 437 | 44 | 10.1% |
| Biddeford Ambulance Service | Fire Department | Ground Ambulance Service | York | 4,140 | 248 | 6.0% |
| Boothbay Region Ambulance | Community - Non-Profit | Ground Ambulance Service | Lincoln | 1,556 | 60 | 3.9% |
| Bowdoin First Responders | Fire Department | Non-Transporting Service | Sagadahoc | 82 | 6 | 7.3% |
| Bowdoinham Fire & Rescue | Community - Non-Profit | Non-Transporting Service | Sagadahoc | 149 | 8 | 5.4% |
| Bradford Fire Department | Fire Department | Non-Transporting Service | Penobscot | 79 | 6 | 7.6% |
| Bremen Rescue First Responders | Governmental, Non-Fire | Non-Transporting Service | Lincoln | 50 | 4 | 8.0% |

| Service | Organization Type | Service Type | County | Total Calls | Pediatric Responses (18 years old and under) | % of all calls that are pediatric |
|--|------------------------|--------------------------|-------------------|-------------|---|-----------------------------------|
| Brewer Fire Department | Fire Department | Non-Transporting Service | Penobscot | 533 | 0 | 0.0% |
| Bristol Fire and Rescue | Fire Department | Non-Transporting Service | Lincoln | 370 | 5 | 1.4% |
| Brooklin Volunteer Fire Dept Inc | Fire Department | Non-Transporting Service | Hancock | 14 | 1 | 7.1% |
| Brooks Ambulance Inc. | Community - Non-Profit | Ground Ambulance Service | Waldo | 76 | 4 | 5.3% |
| Brunswick Fire Department EMS | Fire Department | Ground Ambulance Service | Cumberland | 3,464 | 155 | 4.5% |
| Buckfield Rescue Dept. | Community - Non-Profit | Ground Ambulance Service | Oxford | 365 | 38 | 10.4% |
| Bucksport Fire Department | Fire Department | Ground Ambulance Service | Hancock | 933 | 35 | 3.8% |
| Burlington Municipal Fire & Rescue Department | Fire Department | Non-Transporting Service | Penobscot | 5 | 0 | 0.0% |
| Buxton Fire & Rescue | Fire Department | Ground Ambulance Service | York | 734 | 64 | 8.7% |
| Calais Fire-EMS | Fire Department | Ground Ambulance Service | Washington | 1,301 | 43 | 3.3% |
| Canaan Municipal Fire & Rescue | Fire Department | Non-Transporting Service | Somerset | 66 | 0 | 0.0% |
| Cape Elizabeth Fire Rescue | Fire Department | Ground Ambulance Service | Cumberland | 664 | 36 | 5.4% |
| Capital Ambulance <i>see Northern Light Medical Transport</i> | - | - | - | - | - | - |
| CarePlus Ambulance Service dba North Conway Ambulance | Private, Non-Hospital | Ground Ambulance Service | Hillsborough (NH) | 0 | 0 | 0.0% |
| Caribou Fire - Ambulance | Fire Department | Ground Ambulance Service | Aroostook | 2,146 | 155 | 7.2% |
| Carmel Fire & Rescue | Fire Department | Ground Ambulance Service | Penobscot | 169 | 18 | 10.7% |
| Carrabassett Valley Fire - Rescue | Fire Department | Non-Transporting Service | Franklin | 5 | 0 | 0.0% |

| Service | Organization Type | Service Type | County | Total Calls | Pediatric Responses (18 years old and under) | % of all calls that are pediatric |
|--|------------------------|--------------------------|-------------|-------------|---|-----------------------------------|
| Casco Fire & Rescue | Governmental, Non-Fire | Ground Ambulance Service | Cumberland | 440 | 27 | 6.1% |
| Castine Fire and Rescue | Fire Department | Non-Transporting Service | Hancock | 113 | 11 | 9.7% |
| Central Lincoln County Ambulance | Community - Non-Profit | Ground Ambulance Service | Lincoln | 2,347 | 71 | 3.0% |
| Charles A Dean Ambulance Service | Hospital | Ground Ambulance Service | Piscataquis | 407 | 11 | 2.7% |
| Charlotte Volunteer Fire Department | Fire Department | Non-Transporting Service | Washington | 6 | 1 | 16.7% |
| Chebeague Island Rescue | Fire Department | Ground Ambulance Service | Cumberland | 63 | 5 | 7.9% |
| Cherryfield Ambulance Service | Governmental, Non-Fire | Ground Ambulance Service | Washington | 268 | 12 | 4.5% |
| Chesterville Fire & EMS | Fire Department | Non-Transporting Service | Franklin | 1 | 1 | 100.0% |
| China Rescue Squad | Community - Non-Profit | Non-Transporting Service | Kennebec | 282 | 27 | 9.6% |
| Clinton Fire Dept Ambulance Service | Fire Department | Ground Ambulance Service | Kennebec | 562 | 50 | 8.9% |
| Corinth Fire Department | Fire Department | Ground Ambulance Service | Penobscot | 31 | 2 | 6.5% |
| County Ambulance Service Inc (<i>no longer active</i>) | Private, Non-Hospital | Ground Ambulance Service | Hancock | 2,139 | 71 | 3.3% |
| County Regional Emergency Services Unit | Governmental, Non-Fire | Non-Transporting Service | Cumberland | 0 | 0 | 0.0% |
| Cranberry Isles Rescue | Fire Department | Non-Transporting Service | Hancock | 18 | 0 | 0.0% |
| Crown Ambulance | Hospital | Ground Ambulance Service | Aroostook | 2,890 | 140 | 4.8% |
| Cumberland Fire Department | Fire Department | Ground Ambulance Service | Cumberland | 536 | 64 | 11.9% |
| Cundy's Harbor Fire Dept | Fire Department | Ground Ambulance Service | Cumberland | 124 | 3 | 2.4% |

| Service | Organization Type | Service Type | County | Total Calls | Pediatric Responses (18 years old and under) | % of all calls that are pediatric |
|--|--------------------------|--------------------------|---------------|--------------------|---|--|
| Cushing Rescue Squad | Community - Non-Profit | Ground Ambulance Service | Knox | 119 | 8 | 6.7% |
| Cutler Fire Dept NCTAMS LANT Detachment Cutler | Fire Department | Non-Transporting Service | Washington | 44 | 2 | 4.5% |
| Dedham Fire Department | Fire Department | Non-Transporting Service | Hancock | 99 | 3 | 3.0% |
| Delta Ambulance | Private, Non-Hospital | Ground Ambulance Service | Kennebec | 19,579 | 810 | 4.1% |
| Denmark Fire Dept 1st Responders | Fire Department | Non-Transporting Service | Oxford | 0 | 0 | 0.0% |
| Denny River Volunteer Fire & Ambulance | Fire Department | Ground Ambulance Service | Washington | 135 | 7 | 5.2% |
| Detroit Fire & Rescue | Fire Department | Non-Transporting Service | Somerset | 51 | 1 | 2.0% |
| Dixmont Fire Rescue | Fire Department | Non-Transporting Service | Penobscot | 84 | 3 | 3.6% |
| Dover-Foxcroft Fire Department | Fire Department | Non-Transporting Service | Piscataquis | 5 | 0 | 0.0% |
| Downeast EMS (see WCMSA dba Downeast) | - | - | - | - | - | - |
| Durham Fire & Rescue | Fire Department | Ground Ambulance Service | Androscoggin | 226 | 26 | 11.5% |
| East Millinocket/Lincoln Ambulance | Fire Department | Ground Ambulance Service | Penobscot | 2,719 | 142 | 5.2% |
| Eastbrook First Responder | Fire Department | Non-Transporting Service | Hancock | 1 | 0 | 0.0% |
| Eddington Fire Dept | Fire Department | Non-Transporting Service | Penobscot | 311 | 20 | 6.4% |
| Edgecomb Fire Department | Fire Department | Non-Transporting Service | Lincoln | 56 | 4 | 7.1% |
| Effingham Fire & Rescue | Fire Department | Non-Transporting Service | Carroll (NH) | 0 | 0 | 0.0% |
| Etna Volunteer Fire and Rescue | Fire Department | Non-Transporting Service | Penobscot | 41 | 4 | 9.8% |
| Fairfield Fire Rescue | Fire Department | Non-Transporting Service | Somerset | 1,064 | 71 | 6.7% |
| Falmouth Fire - EMS | Fire Department | Ground Ambulance Service | Cumberland | 1,299 | 57 | 4.4% |

| Service | Organization Type | Service Type | County | Total Calls | Pediatric Responses (18 years old and under) | % of all calls that are pediatric |
|---|------------------------|--------------------------|--------------|-------------|---|-----------------------------------|
| Farmington Fire Rescue | Fire Department | Non-Transporting Service | Franklin | 18 | 0 | 0.0% |
| Freeport Fire Department | Fire Department | Ground Ambulance Service | Cumberland | 1,305 | 90 | 6.9% |
| Frye Island Rescue Service | Governmental, Non-Fire | Ground Ambulance Service | Cumberland | 22 | 2 | 9.1% |
| Fryeburg Rescue | Community - Non-Profit | Ground Ambulance Service | Oxford | 871 | 72 | 8.3% |
| G & H Ambulance Service | Community - Non-Profit | Ground Ambulance Service | Penobscot | 1,348 | 59 | 4.4% |
| Gardiner Fire & Ambulance Department | Fire Department | Ground Ambulance Service | Kennebec | 2,822 | 115 | 4.1% |
| Georgetown Fire Department & Ambulance | Fire Department | Ground Ambulance Service | Sagadahoc | 85 | 3 | 3.5% |
| Glenburn Fire Department | Fire Department | Non-Transporting Service | Penobscot | 1 | 0 | 0.0% |
| Goodwins Mills Fire Rescue <i>see Town of Lyman</i> | - | - | - | - | - | - |
| Gorham Fire Department | Fire Department | Ground Ambulance Service | Cumberland | 1,516 | 140 | 9.2% |
| Gouldsboro Fire Department | Fire Department | Ground Ambulance Service | Hancock | 150 | 2 | 1.3% |
| Gray Fire - Rescue | Fire Department | Ground Ambulance Service | Cumberland | 596 | 56 | 9.4% |
| Greenbush Fire Dept | Fire Department | Non-Transporting Service | Penobscot | 101 | 6 | 5.9% |
| Greene Fire Dept Rescue | Fire Department | Non-Transporting Service | Androscoggin | 43 | 4 | 9.3% |
| Greenville Fire & Rescue | Fire Department | Non-Transporting Service | Piscataquis | 1 | 0 | 0.0% |
| Greenwood First Responders | Fire Department | Non-Transporting Service | Oxford | 19 | 2 | 10.5% |
| Guilford Fire First Responders | Fire Department | Non-Transporting Service | Piscataquis | 31 | 1 | 3.2% |
| Hampden Fire Department | Fire Department | Ground Ambulance Service | Penobscot | 773 | 33 | 4.3% |

| Service | Organization Type | Service Type | County | Total Calls | Pediatric Responses (18 years old and under) | % of all calls that are pediatric |
|--|--------------------------|--------------------------|---------------|--------------------|---|--|
| Hancock Vol Fire Department | Fire Department | Non-Transporting Service | Hancock | 133 | 7 | 5.3% |
| Harmony Regional Ambulance Service | Fire Department | Ground Ambulance Service | Somerset | 195 | 11 | 5.6% |
| Harpswell Neck Fire & Rescue | Fire Department | Ground Ambulance Service | Cumberland | 218 | 11 | 5.0% |
| Harrison Fire - Rescue First Responder Service | Fire Department | Non-Transporting Service | Cumberland | 41 | 2 | 4.9% |
| Hermon Fire Department | Fire Department | Non-Transporting Service | Penobscot | 79 | 9 | 11.4% |
| Hermon Volunteer Rescue | Community - Non-Profit | Ground Ambulance Service | Penobscot | 559 | 59 | 10.6% |
| Holden Fire Rescue | Fire Department | Non-Transporting Service | Penobscot | 339 | 18 | 5.3% |
| Hollis Fire - Rescue | Fire Department | Ground Ambulance Service | York | 338 | 27 | 8.0% |
| Houlton Ambulance Service | Governmental, Non-Fire | Ground Ambulance Service | Aroostook | 1,946 | 65 | 3.3% |
| Howland Fire & EMS | Fire Department | Ground Ambulance Service | Penobscot | 1,752 | 76 | 4.3% |
| Hudson Fire Department | Fire Department | Non-Transporting Service | Penobscot | 42 | 4 | 9.5% |
| Industry Fire Department | Fire Department | Non-Transporting Service | Franklin | 32 | 1 | 3.1% |
| Island Falls Ambulance Service | Governmental, Non-Fire | Ground Ambulance Service | Aroostook | 112 | 2 | 1.8% |
| Isle au Haut Rescue | Governmental, Non-Fire | Non-Transporting Service | Knox | 0 | 0 | 0.0% |
| Islesboro Ambulance Service | Governmental, Non-Fire | Ground Ambulance Service | Waldo | 95 | 0 | 0.0% |
| Jackman-Moose River Fire & Rescue Department | Fire Department | Ground Ambulance Service | Somerset | 151 | 5 | 3.3% |
| Jay Fire and Rescue | Fire Department | Non-Transporting Service | Franklin | 31 | 6 | 19.4% |
| Jefferson Fire and Rescue | Fire Department | Non-Transporting Service | Lincoln | 176 | 10 | 5.7% |

| Service | Organization Type | Service Type | County | Total Calls | Pediatric Responses (18 years old and under) | % of all calls that are pediatric |
|-------------------------------------|--------------------------|--------------------------------------|---------------|--------------------|---|--|
| Kenduskeag Fire - Rescue | Governmental, Non-Fire | Non-Transporting Service | Penobscot | 17 | 1 | 5.9% |
| Kennebunk Fire Rescue | Fire Department | Ground Ambulance Service | York | 2,357 | 88 | 3.7% |
| Kennebunkport EMS | Community - Non-Profit | Ground Ambulance Service | York | 371 | 16 | 4.3% |
| Kingfield Fire - Rescue | Fire Department | Non-Transporting Service | Franklin | 47 | 2 | 4.3% |
| Lebanon Fire-EMS | Fire Department | Ground Ambulance Service | York | 561 | 58 | 10.3% |
| Lee Fire Rescue | Fire Department | Non-Transporting Service | Penobscot | 68 | 9 | 13.2% |
| Levant Fire Department | Fire Department | Non-Transporting Service | Penobscot | 93 | 6 | 6.5% |
| Liberty Volunteer Ambulance Service | Community - Non-Profit | Ground Ambulance Service | Waldo | 179 | 10 | 5.6% |
| Lifeflight of Maine | Community - Non-Profit | Scene Response Air Ambulance Service | Penobscot | 2,109 | 323 | 15.3% |
| Limerick Rescue | Fire Department | Ground Ambulance Service | York | 290 | 15 | 5.2% |
| Limington Fire and EMS | Fire Department | Ground Ambulance Service | York | 312 | 21 | 6.7% |
| Lisbon Emergency Inc. | Community - Non-Profit | Ground Ambulance Service | Androscoggin | 1,036 | 103 | 9.9% |
| Litchfield Fire & Rescue | Fire Department | Non-Transporting Service | Kennebec | 96 | 5 | 5.2% |
| Livermore Falls Fire Dept. | Fire Department | Non-Transporting Service | Androscoggin | 33 | 2 | 6.1% |
| Livermore Fire Rescue | Fire Department | Non-Transporting Service | Androscoggin | 17 | 1 | 5.9% |
| Long Island Volunteer Rescue | Fire Department | Ground Ambulance Service | Cumberland | 23 | 2 | 8.7% |
| Lowell Fire and Rescue Department | Fire Department | Ground Ambulance Service | Penobscot | 83 | 0 | 0.0% |
| Machias Ambulance Service | Governmental, Non-Fire | Ground Ambulance Service | Washington | 907 | 51 | 5.6% |

| Service | Organization Type | Service Type | County | Total Calls | Pediatric Responses (18 years old and under) | % of all calls that are pediatric |
|---|------------------------|--------------------------|--------------|-------------|---|-----------------------------------|
| Madawaska Ambulance Service | Governmental, Non-Fire | Ground Ambulance Service | Aroostook | 851 | 30 | 3.5% |
| Maine Medical Center | Hospital | Ground Ambulance Service | Cumberland | 124 | 122 | 98.4% |
| Maine State Police Medical Unit | Governmental, Non-Fire | Non-Transporting Service | Washington | 0 | 0 | 0.0% |
| Mariaville Volunteer Fire Department | Fire Department | Non-Transporting Service | Hancock | 25 | 1 | 4.0% |
| Mattawamkeag Rescue | Fire Department | Ground Ambulance Service | Penobscot | 128 | 5 | 3.9% |
| Mayo Regional Hospital EMS | Hospital | Ground Ambulance Service | Piscataquis | 4,907 | 244 | 5.0% |
| Mechanic Falls Fire Department | Fire Department | Non-Transporting Service | Androscoggin | 35 | 6 | 17.1% |
| Med-Care Ambulance Service | Community - Non-Profit | Ground Ambulance Service | Oxford | 4,020 | 207 | 5.1% |
| MEDCU | Fire Department | Ground Ambulance Service | Cumberland | 12,890 | 1871 | 14.5% |
| Memorial Ambulance Corps | Community - Non-Profit | Ground Ambulance Service | Hancock | 612 | 7 | 1.1% |
| Meridian Mobile Health LLC dba Capital Ambulance <i>see Northern Light Medical Transport</i> | - | - | - | - | - | - |
| Mid Coast Hospital Interceptor | Hospital | Non-Transporting Service | Cumberland | 626 | 19 | 3.0% |
| Milford Fire Department | Fire Department | Non-Transporting Service | Penobscot | 238 | 11 | 4.6% |
| Millinocket Fire Department Ambulance Service | Fire Department | Ground Ambulance Service | Penobscot | 801 | 21 | 2.6% |
| Milo Fire Department | Fire Department | Non-Transporting Service | Piscataquis | 16 | 0 | 0.0% |
| Minot Fire Department | Fire Department | Non-Transporting Service | Androscoggin | 79 | 2 | 2.5% |
| Monson Fire Dept First Responders | Fire Department | Non-Transporting Service | Piscataquis | 39 | 3 | 7.7% |

| Service | Organization Type | Service Type | County | Total Calls | Pediatric Responses (18 years old and under) | % of all calls that are pediatric |
|--|--------------------------|--------------------------|---------------|--------------------|---|--|
| Moosabec Ambulance | Community - Non-Profit | Ground Ambulance Service | Washington | 286 | 5 | 1.7% |
| Mount Vernon Rescue | Community - Non-Profit | Non-Transporting Service | Kennebec | 158 | 8 | 5.1% |
| Naples Fire Department | Fire Department | Ground Ambulance Service | Cumberland | 441 | 39 | 8.8% |
| New Gloucester Fire & Rescue | Fire Department | Ground Ambulance Service | Cumberland | 401 | 25 | 6.2% |
| New Portland Fire - Rescue | Fire Department | Non-Transporting Service | Somerset | 2 | 0 | 0.0% |
| New Sharon Fire Rescue | Fire Department | Non-Transporting Service | Franklin | 111 | 5 | 4.5% |
| Newburgh Rescue | Fire Department | Non-Transporting Service | Penobscot | 99 | 9 | 9.1% |
| Newfield Rescue Squad | Community - Non-Profit | Ground Ambulance Service | York | 180 | 10 | 5.6% |
| Newport Fire Department | Fire Department | Non-Transporting Service | Penobscot | 88 | 1 | 1.1% |
| Nobleboro First Responders | Fire Department | Non-Transporting Service | Lincoln | 60 | 1 | 1.7% |
| North Berwick Rescue Squad Inc | Community - Non-Profit | Ground Ambulance Service | York | 537 | 29 | 5.4% |
| North Haven EMS | Community - Non-Profit | Ground Ambulance Service | Knox | 41 | 0 | 0.0% |
| North Yarmouth Fire Rescue | Fire Department | Ground Ambulance Service | Cumberland | 154 | 16 | 10.4% |
| Northeast Harbor Ambulance Service, Inc. | Community - Non-Profit | Ground Ambulance Service | Hancock | 302 | 13 | 4.3% |
| Northeast Mobile Health Services | Private, Non-Hospital | Ground Ambulance Service | Cumberland | 24,777 | 1507 | 6.1% |
| Northern Light Medical Transport (formerly Meridian Mobile Health LLC dba Capital Ambulance) | Private, Non-Hospital | Ground Ambulance Service | Penobscot | 15,945 | 781 | 4.9% |
| Northport First Responders | Governmental, Non-Fire | Non-Transporting Service | Waldo | 84 | 4 | 4.8% |

| Service | Organization Type | Service Type | County | Total Calls | Pediatric Responses (18 years old and under) | % of all calls that are pediatric |
|------------------------------------|------------------------|--------------------------|------------|-------------|---|-----------------------------------|
| NorthStar | Hospital | Ground Ambulance Service | Franklin | 5,747 | 381 | 6.6% |
| Oakfield Fire Department | Fire Department | Non-Transporting Service | Aroostook | 6 | 0 | 0.0% |
| Oakland Fire - Rescue | Fire Department | Non-Transporting Service | Kennebec | 603 | 24 | 4.0% |
| Ogunquit Fire Rescue | Fire Department | Ground Ambulance Service | York | 478 | 27 | 5.6% |
| Old Orchard Beach EMS | Fire Department | Ground Ambulance Service | York | 1,783 | 129 | 7.2% |
| Old Town Fire Dept | Fire Department | Ground Ambulance Service | Penobscot | 2,034 | 128 | 6.3% |
| Orono Fire - Rescue | Fire Department | Ground Ambulance Service | Penobscot | 1,351 | 69 | 5.1% |
| Orrington Fire Dept. | Fire Department | Ground Ambulance Service | Penobscot | 233 | 15 | 6.4% |
| Orrs/Bailey Island Fire Department | Fire Department | Ground Ambulance Service | Cumberland | 186 | 3 | 1.6% |
| Osborn Municipal Vol Fire Dept | Fire Department | Non-Transporting Service | Hancock | 1 | 0 | 0.0% |
| Otisfield Fire Department | Fire Department | Non-Transporting Service | Oxford | 55 | 4 | 7.3% |
| Oxford Fire Rescue | Fire Department | Ground Ambulance Service | Oxford | 583 | 27 | 4.6% |
| PACE Paramedic Service | Hospital | Ground Ambulance Service | Oxford | 3,787 | 218 | 5.8% |
| Paris Fire Department | Fire Department | Non-Transporting Service | Oxford | 0 | 0 | 0.0% |
| Passamaquoddy Fire & Rescue | Tribal | Ground Ambulance Service | Washington | 417 | 35 | 8.4% |
| Patten Ambulance Service | Governmental, Non-Fire | Ground Ambulance Service | Penobscot | 475 | 11 | 2.3% |
| Peninsula Ambulance Corps | Community - Non-Profit | Ground Ambulance Service | Hancock | 1,078 | 51 | 4.7% |

| Service | Organization Type | Service Type | County | Total Calls | Pediatric Responses (18 years old and under) | % of all calls that are pediatric |
|-------------------------------------|--------------------------|--------------------------|---------------|--------------------|---|--|
| Petit Manan Ambulance | Community - Non-Profit | Ground Ambulance Service | Washington | 483 | 21 | 4.3% |
| Phippsburg Fire & Rescue Department | Fire Department | Ground Ambulance Service | Sagadahoc | 178 | 10 | 5.6% |
| Pleasant River Ambulance Service | Governmental, Non-Fire | Ground Ambulance Service | Washington | 485 | 18 | 3.7% |
| Plymouth Fire Department | Fire Department | Non-Transporting Service | Penobscot | 100 | 6 | 6.0% |
| Poland Fire Rescue | Governmental, Non-Fire | Ground Ambulance Service | Androscoggin | 708 | 58 | 8.2% |
| Pownal Fire Dept First Responders | Fire Department | Non-Transporting Service | Cumberland | 44 | 3 | 6.8% |
| Presque Isle Fire Department | Fire Department | Ground Ambulance Service | Aroostook | 1,258 | 91 | 7.2% |
| Raymond Rescue | Fire Department | Ground Ambulance Service | Cumberland | 410 | 27 | 6.6% |
| Redington Fairview EMS | Hospital | Ground Ambulance Service | Somerset | 4,256 | 207 | 4.9% |
| Richmond Fire Department | Fire Department | Non-Transporting Service | Sagadahoc | 204 | 17 | 8.3% |
| Rockland Fire & EMS | Fire Department | Ground Ambulance Service | Knox | 1,637 | 73 | 4.5% |
| Rockwood Fire - EMS | Fire Department | Non-Transporting Service | Somerset | 28 | 0 | 0.0% |
| Rome Fire & Rescue | Governmental, Non-Fire | Non-Transporting Service | Kennebec | 59 | 3 | 5.1% |
| Rumford Fire Department | Fire Department | Non-Transporting Service | Oxford | 143 | 12 | 8.4% |
| Sabattus Fire Rescue | Fire Department | Non-Transporting Service | Androscoggin | 131 | 7 | 5.3% |
| Saco Fire Department | Fire Department | Ground Ambulance Service | York | 2,799 | 147 | 5.3% |
| Sacopee Rescue Inc | Community - Non-Profit | Ground Ambulance Service | York | 720 | 69 | 9.6% |
| Sanford Fire Dept Ambulance Service | Fire Department | Ground Ambulance Service | York | 2,825 | 137 | 4.8% |

| Service | Organization Type | Service Type | County | Total Calls | Pediatric Responses (18 years old and under) | % of all calls that are pediatric |
|--|--------------------------|--------------------------|---------------|--------------------|---|--|
| Scarborough Downs EMS | Private, Non-Hospital | Non-Transporting Service | Cumberland | 4 | 1 | 25.0% |
| Scarborough Fire Department | Fire Department | Ground Ambulance Service | Cumberland | 2,682 | 148 | 5.5% |
| Searsmont Rescue | Community - Non-Profit | Ground Ambulance Service | Waldo | 99 | 8 | 8.1% |
| Searsport Ambulance Service | Governmental, Non-Fire | Ground Ambulance Service | Waldo | 621 | 39 | 6.3% |
| Sebago EMS | Governmental, Non-Fire | Ground Ambulance Service | Cumberland | 140 | 9 | 6.4% |
| Sebasticook Valley Hospital Ambulance | Hospital | Ground Ambulance Service | Somerset | 1,919 | 106 | 5.5% |
| Shapleigh Rescue Squad | Governmental, Non-Fire | Ground Ambulance Service | York | 186 | 24 | 12.9% |
| Sidney Rescue | Governmental, Non-Fire | Non-Transporting Service | Kennebec | 219 | 7 | 3.2% |
| Sipayik Ambulance Corps | Tribal | Ground Ambulance Service | Washington | 245 | 23 | 9.4% |
| Skowhegan Fire Department | Fire Department | Non-Transporting Service | Somerset | 43 | 5 | 11.6% |
| Smithfield Fire Department | Fire Department | Non-Transporting Service | Somerset | 61 | 7 | 11.5% |
| Sorrento Rescue | Fire Department | Non-Transporting Service | Hancock | 0 | 0 | 0.0% |
| South Bristol Volunteer Fire Department | Fire Department | Non-Transporting Service | Lincoln | 38 | 0 | 0.0% |
| South Portland Fire Rescue | Fire Department | Ground Ambulance Service | Cumberland | 3,450 | 205 | 5.9% |
| South Thomaston Ambulance Service | Community - Non-Profit | Ground Ambulance Service | Knox | 182 | 14 | 7.7% |
| Southwest Harbor / Tremont Ambulance Service Inc | Community - Non-Profit | Ground Ambulance Service | Hancock | 387 | 11 | 2.8% |
| Springfield Volunteer Fire Department | Governmental, Non-Fire | Non-Transporting Service | Penobscot | 11 | 0 | 0.0% |

| Service | Organization Type | Service Type | County | Total Calls | Pediatric Responses (18 years old and under) | % of all calls that are pediatric |
|--|--------------------------|--------------------------|---------------|--------------------|---|--|
| St George Ambulance | Community - Non-Profit | Ground Ambulance Service | Knox | 377 | 15 | 4.0% |
| Standish Fire - EMS | Fire Department | Ground Ambulance Service | Cumberland | 1,142 | 118 | 10.3% |
| Stetson Fire Rescue | Fire Department | Non-Transporting Service | Penobscot | 14 | 0 | 0.0% |
| Stewarts Ambulance (formerly American Ambulance) | Private, Non-Hospital | Ground Ambulance Service | York | 8,511 | 828 | 9.7% |
| Stockton Springs Ambulance Service | Governmental, Non-Fire | Ground Ambulance Service | Waldo | 277 | 26 | 9.4% |
| Stoneham Rescue Service | Community - Non-Profit | Ground Ambulance Service | Oxford | 189 | 9 | 4.8% |
| Sullivan Fire Rescue | Fire Department | Ground Ambulance Service | Hancock | 91 | 4 | 4.4% |
| Swans Island Ambulance | Community - Non-Profit | Ground Ambulance Service | Hancock | 38 | 8 | 21.1% |
| Thomaston Ambulance | Governmental, Non-Fire | Ground Ambulance Service | Knox | 321 | 15 | 4.7% |
| Three Rivers Ambulance Service | Community - Non-Profit | Ground Ambulance Service | Piscataquis | 696 | 25 | 3.6% |
| Topsham Fire - EMS | Fire Department | Ground Ambulance Service | Sagadahoc | 1,289 | 85 | 6.6% |
| Town of Lisbon Fire Service | Fire Department | Non-Transporting Service | Androscoggin | 92 | 4 | 4.3% |
| Town of Lyman DBA / Goodwins Mills Fire-Rescue | Fire Department | Ground Ambulance Service | York | 453 | 46 | 10.2% |
| Town of Mercer Rescue | Governmental, Non-Fire | Non-Transporting Service | Somerset | 36 | 1 | 2.8% |
| Trackside Ambulance Service | Private, Non-Hospital | Ground Ambulance Service | Androscoggin | 5 | 1 | 20.0% |
| Tri-Town Ambulance Service (no longer active) | Community - Non-Profit | Ground Ambulance Service | Oxford | 385 | 10 | 2.6% |

| Service | Organization Type | Service Type | County | Total Calls | Pediatric Responses (18 years old and under) | % of all calls that are pediatric |
|--|---------------------------------|--------------------------|---------------|--------------------|---|--|
| Turner Rescue | Governmental, Non-Fire | Ground Ambulance Service | Androscoggin | 941 | 72 | 7.7% |
| U.S. Border Patrol Medical Response Team | Governmental, Non-Fire | Non-Transporting Service | Aroostook | 4 | 0 | 0.0% |
| Union Fire-Rescue | Governmental, Non-Fire | Ground Ambulance Service | Knox | 495 | 23 | 4.6% |
| United Ambulance Service | Hospital | Ground Ambulance Service | Androscoggin | 16,333 | 1426 | 8.7% |
| Unity Volunteer Ambulance Corps | Community - Non-Profit | Ground Ambulance Service | Waldo | 544 | 74 | 13.6% |
| University of New England | College/Educational Institution | Non-Transporting Service | York | 20 | 9 | 45.0% |
| University Volunteer Ambulance Corps | College/Educational Institution | Ground Ambulance Service | Penobscot | 426 | 85 | 20.0% |
| Upper Kennebec Valley Ambulance | Community - Non-Profit | Ground Ambulance Service | Somerset | 324 | 12 | 3.7% |
| Van Buren Ambulance Service | Governmental, Non-Fire | Ground Ambulance Service | Aroostook | 751 | 33 | 4.4% |
| Vassalboro First Responders | Governmental, Non-Fire | Non-Transporting Service | Kennebec | 217 | 8 | 3.7% |
| Veazie Fire Department | Fire Department | Non-Transporting Service | Penobscot | 148 | 2 | 1.4% |
| Vinalhaven Ambulance | Governmental, Non-Fire | Ground Ambulance Service | Knox | 198 | 5 | 2.5% |
| Waldoboro Emergency Medical Services | Governmental, Non-Fire | Ground Ambulance Service | Lincoln | 1,645 | 76 | 4.6% |
| Wales Rescue | Governmental, Non-Fire | Non-Transporting Service | Androscoggin | 41 | 6 | 14.6% |
| Waltham Municipal Vol Fire Dept | Fire Department | Non-Transporting Service | Hancock | 9 | 1 | 11.1% |
| Warren Rescue | Governmental, Non-Fire | Ground Ambulance Service | Knox | 489 | 15 | 3.1% |
| Waterboro Fire Dept Rescue | Fire Department | Ground Ambulance Service | York | 654 | 61 | 9.3% |

| Service | Organization Type | Service Type | County | Total Calls | Pediatric Responses (18 years old and under) | % of all calls that are pediatric |
|---|--------------------------|--------------------------|---------------|--------------------|---|--|
| Waterville Fire Department | Fire Department | Non-Transporting Service | Kennebec | 2,866 | 90 | 3.1% |
| WCEMSA dba Downeast EMS | Community - Non-Profit | Ground Ambulance Service | Washington | 2,044 | 66 | 3.2% |
| Weld Volunteer Fire & EMS | Fire Department | Non-Transporting Service | Franklin | 20 | 1 | 5.0% |
| Wells Emergency Medical Services | Community - Non-Profit | Ground Ambulance Service | York | 1,891 | 81 | 4.3% |
| Wells Fire Department Rescue | Fire Department | Non-Transporting Service | York | 532 | 4 | 0.8% |
| West Bath Fire Dept | Fire Department | Non-Transporting Service | Sagadahoc | 32 | 0 | 0.0% |
| West Forks Volunteer Fire Department | Fire Department | Non-Transporting Service | Somerset | 1 | 0 | 0.0% |
| Westbrook Fire Rescue | Fire Department | Ground Ambulance Service | Cumberland | 2,942 | 165 | 5.6% |
| Westport Volunteer Fire Dept First Responders | Fire Department | Non-Transporting Service | Lincoln | 13 | 0 | 0.0% |
| Whitefield Fire Department Rescue | Fire Department | Non-Transporting Service | Lincoln | 64 | 2 | 3.1% |
| Wilton Fire and Rescue | Fire Department | Non-Transporting Service | Franklin | 0 | 0 | 0.0% |
| Windham Fire Rescue | Fire Department | Ground Ambulance Service | Cumberland | 1,753 | 133 | 7.6% |
| Windsor Fire & Rescue | Fire Department | Non-Transporting Service | Kennebec | 206 | 19 | 9.2% |
| Winslow Fire Department Rescue | Fire Department | Non-Transporting Service | Kennebec | 945 | 40 | 4.2% |
| Winterport Volunteer Ambulance Service | Community - Non-Profit | Ground Ambulance Service | Waldo | 499 | 20 | 4.0% |
| Winthrop Ambulance Service | Governmental, Non-Fire | Ground Ambulance Service | Kennebec | 1,729 | 109 | 6.3% |
| Wiscasset Ambulance Service | Governmental, Non-Fire | Ground Ambulance Service | Lincoln | 781 | 51 | 6.5% |
| Woodstock First Responders | Fire Department | Non-Transporting Service | Oxford | 81 | 0 | 0.0% |

| Service | Organization Type | Service Type | County | Total Calls | Pediatric Responses (18 years old and under) | % of all calls that are pediatric |
|--------------------------------------|-----------------------|--------------------------|------------|----------------|---|-----------------------------------|
| Woolwich Fire Department | Fire Department | Ground Ambulance Service | Sagadahoc | 236 | 19 | 8.1% |
| Yarmouth Fire Rescue | Fire Department | Ground Ambulance Service | Cumberland | 1,231 | 74 | 6.0% |
| York Ambulance Association Inc | Private, Non-Hospital | Ground Ambulance Service | York | 2,273 | 137 | 6.0% |
| York Beach Volunteer Fire Department | Fire Department | Non-Transporting Service | York | 437 | 21 | 4.8% |
| York Village Fire Department | Fire Department | Non-Transporting Service | York | 718 | 3 | 0.4% |
| Grand Total | | | | 278,220 | 17,300 | 6.2% |

INDIVIDUAL HOSPITALS TRANSPORTS

MAINE HOSPITALS

| A.R. GOULD HOSPITAL | |
|--|------------|
| <i>Transports INTO facility and type</i> | <i>555</i> |
| 911 Response (Scene) | 507 |
| Intercept | 2 |
| Interfacility Transport | 40 |
| Medical Transport | 4 |
| Paramedic Interfacility Transport (PIFT) | 2 |
| <i>Transports OUT OF facility and type</i> | <i>148</i> |
| Emergency Response | 2 |
| Interfacility Transport | 123 |
| Medical Transport | 17 |
| Paramedic Interfacility Transport (PIFT) | 3 |
| Specialty Care Transport (SCT) | 3 |

| ACADIA HOSPITAL | |
|--|--------------|
| <i>Transports INTO facility and type</i> | <i>1,804</i> |
| 911 Response (Scene) | 12 |
| Interfacility Transport | 1,644 |
| Medical Transport | 144 |
| Paramedic Interfacility Transport (PIFT) | 2 |
| Specialty Care Transport (SCT) | 2 |
| <i>Transports OUT OF facility and type</i> | <i>280</i> |
| Emergency Response | 140 |
| Interfacility Transport | 118 |
| Medical Transport | 21 |
| Paramedic Interfacility Transport (PIFT) | 1 |

| BLUE HILL MEMORIAL HOSPITAL | |
|--|------------|
| <i>Transports INTO facility and type</i> | <i>850</i> |
| 911 Response (Scene) | 733 |
| Intercept | 23 |
| Interfacility Transport | 71 |
| Medical Transport | 19 |
| Mutual Aid | 2 |
| Standby | 1 |
| Paramedic Interfacility Transport (PIFT) | 1 |
| <i>Transports OUT OF facility and type</i> | <i>503</i> |
| Emergency Response | 12 |
| Interfacility Transport | 393 |
| Medical Transport | 25 |
| Paramedic Interfacility Transport (PIFT) | 60 |
| Specialty Care Transport (SCT) | 12 |
| Standby/Other | 1 |

| BRIDGTON HOSPITAL | |
|--|--------------|
| <i>Transports INTO facility and type</i> | <i>1,867</i> |
| 911 Response (Scene) | 1,378 |
| Emergency Response | 252 |
| Intercept | 47 |
| Interfacility Transport | 93 |
| Medical Transport | 70 |
| Mutual Aid | 18 |
| Paramedic Interfacility Transport (PIFT) | 3 |
| Public Assistance/Other Not Listed | 1 |
| Specialty Care Transport (SCT) | 1 |
| Standby | 4 |
| <i>Transports OUT OF facility and type</i> | <i>942</i> |
| Emergency Response | 31 |
| Interfacility Transport | 680 |
| Medical Transport | 74 |
| Paramedic Interfacility Transport (PIFT) | 134 |
| Specialty Care Transport (SCT) | 21 |
| Standby/Other | 2 |

| CALAIS REGIONAL HOSPITAL | |
|--|--------------|
| <i>Transports INTO facility and type</i> | <i>1,891</i> |
| 911 Response (Scene) | 1,645 |
| Intercept | 202 |
| Interfacility Transport | 22 |
| Medical Transport | 14 |
| Mutual Aid | 1 |
| Public Assistance/Other Not Listed | 6 |
| Standby | 1 |
| <i>Transports OUT OF facility and type</i> | <i>794</i> |
| Emergency Response | 10 |
| Interfacility Transport | 512 |
| Medical Transport | 103 |
| Paramedic Interfacility Transport (PIFT) | 147 |
| Specialty Care Transport (SCT) | 17 |
| Standby/Other | 1 |
| Paramedic Interfacility Transport (PIFT) | 1 |
| Public Assistance/Other Not Listed | 3 |

| CENTRAL MAINE MEDICAL CENTER | |
|--|---------------|
| <i>Transports INTO facility and type</i> | <i>10,209</i> |
| 911 Response (Scene) | 8,245 |
| Emergency Response | 52 |
| Intercept | 72 |
| Interfacility Transport | 1,299 |
| Medical Transport | 162 |
| Mutual Aid | 40 |
| Paramedic Interfacility Transport (PIFT) | 221 |
| Public Assistance/Other Not Listed | 3 |
| Specialty Care Transport (SCT) | 106 |
| Standby | 3 |
| (blank) | 6 |
| <i>Transports OUT OF facility and type</i> | <i>2,981</i> |
| Emergency Response | 92 |
| Interfacility Transport | 2,014 |
| Medical Transport | 785 |
| Paramedic Interfacility Transport (PIFT) | 43 |
| Specialty Care Transport (SCT) | 24 |
| Standby/Other | 23 |

| CARY MEDICAL CENTER | |
|--|--------------|
| <i>Transports INTO facility and type</i> | <i>2,262</i> |
| 911 Response (Scene) | 2,195 |
| Intercept | 5 |
| Interfacility Transport | 33 |
| Medical Transport | 24 |
| Mutual Aid | 1 |
| Paramedic Interfacility Transport (PIFT) | 1 |
| Public Assistance/Other Not Listed | 3 |
| <i>Transports OUT OF facility and type</i> | <i>948</i> |
| Emergency Response | 9 |
| Interfacility Transport | 678 |
| Medical Transport | 207 |
| Paramedic Interfacility Transport (PIFT) | 42 |
| Specialty Care Transport (SCT) | 12 |

| CHARLES A DEAN MEMORIAL HOSPITAL | |
|--|------------|
| <i>Transports INTO facility and type</i> | <i>249</i> |
| 911 Response (Scene) | 197 |
| Intercept | 1 |
| Interfacility Transport | 46 |
| Medical Transport | 5 |
| <i>Transports OUT OF facility and type</i> | <i>162</i> |
| Emergency Response | 3 |
| Interfacility Transport | 132 |
| Medical Transport | 17 |
| Paramedic Interfacility Transport (PIFT) | 9 |
| Specialty Care Transport (SCT) | 1 |

| DOWN EAST COMMUNITY HOSPITAL | |
|--|--------------|
| <i>Transports INTO facility and type</i> | <i>1,535</i> |
| 911 Response (Scene) | 1,386 |
| Intercept | 52 |
| Interfacility Transport | 67 |
| Medical Transport | 21 |
| Paramedic Interfacility Transport (PIFT) | 8 |
| Specialty Care Transport (SCT) | 1 |
| <i>Transports OUT OF facility and type</i> | <i>805</i> |
| Emergency Response | 8 |
| Interfacility Transport | 593 |
| Medical Transport | 78 |
| Paramedic Interfacility Transport (PIFT) | 98 |
| Specialty Care Transport (SCT) | 26 |
| Standby/Other | 2 |

| HOULTON REGIONAL HOSPITAL | |
|--|--------------|
| <i>Transports INTO facility and type</i> | <i>1,754</i> |
| 911 Response (Scene) | 1,699 |
| Emergency Response | 2 |
| Intercept | 19 |
| Interfacility Transport | 17 |
| Medical Transport | 8 |
| Mutual Aid | 8 |
| Public Assistance/Other Not Listed | 1 |
| <i>Transports OUT OF facility and type</i> | <i>686</i> |
| Emergency Response | 15 |
| Interfacility Transport | 544 |
| Medical Transport | 50 |
| Paramedic Interfacility Transport (PIFT) | 53 |
| Specialty Care Transport (SCT) | 7 |
| Standby/Other | 17 |

| FRANKLIN MEMORIAL HOSPITAL | |
|--|--------------|
| <i>Transports INTO facility and type</i> | <i>2,981</i> |
| 911 Response (Scene) | 2,939 |
| Community Paramedicine | 1 |
| Interfacility Transport | 1 |
| Interfacility Transport | 25 |
| Medical Transport | 8 |
| Paramedic Interfacility Transport (PIFT) | 4 |
| Standby | 3 |
| <i>Transports OUT OF facility and type</i> | <i>1,034</i> |
| Emergency Response | 33 |
| Interfacility Transport | 731 |
| Medical Transport | 53 |
| Paramedic Interfacility Transport (PIFT) | 145 |
| Specialty Care Transport (SCT) | 55 |
| Standby/Other | 17 |

| INLAND HOSPITAL | |
|--|--------------|
| <i>Transports INTO facility and type</i> | <i>2,387</i> |
| 911 Response (Scene) | 2,240 |
| Intercept | 15 |
| Interfacility Transport | 95 |
| Medical Transport | 21 |
| Paramedic Interfacility Transport (PIFT) | 12 |
| Public Assistance/Other Not Listed | 2 |
| Specialty Care Transport (SCT) | 1 |
| Standby | 1 |
| <i>Transports OUT OF facility and type</i> | <i>1,043</i> |
| Emergency Response | 36 |
| Interfacility Transport | 799 |
| Medical Transport | 90 |
| Paramedic Interfacility Transport (PIFT) | 94 |
| Specialty Care Transport (SCT) | 22 |
| Standby/Other | 2 |

| JACKMAN COMMUNITY HEALTH CENTER | |
|--|-----------|
| <i>Transports INTO facility and type</i> | <i>59</i> |
| 911 Response (Scene) | 59 |
| <i>Transports OUT OF facility and type</i> | <i>78</i> |
| Emergency Response | 10 |
| Interfacility Transport | 55 |
| Medical Transport | 10 |
| Specialty Care Transport (SCT) | 2 |
| Standby/Other | 1 |

| LINCOLN COUNTY HEALTH - MILES CAMPUS | |
|--|--------------|
| <i>Transports INTO facility and type</i> | <i>2,376</i> |
| 911 Response (Scene) | 2,141 |
| Community Paramedicine | 3 |
| Intercept | 16 |
| Interfacility Transport | 132 |
| Medical Transport | 46 |
| Mutual Aid | 22 |
| Paramedic Interfacility Transport (PIFT) | 11 |
| Public Assistance/Other Not Listed | 3 |
| Specialty Care Transport (SCT) | 1 |
| Standby | 1 |
| <i>Transports OUT OF facility and type</i> | <i>1,164</i> |
| Emergency Response | 39 |
| Interfacility Transport | 808 |
| Medical Transport | 152 |
| Paramedic Interfacility Transport (PIFT) | 134 |
| Specialty Care Transport (SCT) | 26 |
| Standby/Other | 5 |

| LINCOLN COUNTY HEALTH - ST ANDREWS CAMPUS | |
|--|------------|
| <i>Transports INTO facility and type</i> | <i>15</i> |
| 911 Response (Scene) | 7 |
| Interfacility Transport | 5 |
| Medical Transport | 3 |
| <i>Transports OUT OF facility and type</i> | <i>242</i> |
| Emergency Response | 36 |
| Interfacility Transport | 176 |
| Medical Transport | 10 |
| Paramedic Interfacility Transport (PIFT) | 15 |
| Standby/Other | 5 |

| MAINE COAST MEMORIAL HOSPITAL | |
|--|--------------|
| <i>Transports INTO facility and type</i> | <i>2,691</i> |
| 911 Response (Scene) | 2,373 |
| Intercept | 59 |
| Interfacility Transport | 181 |
| Medical Transport | 50 |
| Mutual Aid | 4 |
| Paramedic Interfacility Transport (PIFT) | 21 |
| Specialty Care Transport (SCT) | 1 |
| Standby | 1 |
| (blank) | 1 |
| <i>Transports OUT OF facility and type</i> | <i>1,452</i> |
| Emergency Response | 20 |
| Interfacility Transport | 1,154 |
| Medical Transport | 103 |
| Paramedic Interfacility Transport (PIFT) | 143 |
| Specialty Care Transport (SCT) | 31 |
| Standby/Other | 1 |

| MAINE GENERAL MEDICAL CENTER - ALFOND CENTER | |
|--|--|
|--|--|

| | |
|--|---------------|
| <i>Transports INTO facility and type</i> | <i>12,716</i> |
| 911 Response (Scene) | 9,621 |
| Community Paramedicine | 6 |
| Intercept | 17 |
| Interfacility Transport | 2,392 |
| Medical Transport | 368 |
| Mutual Aid | 13 |
| Paramedic Interfacility Transport (PIFT) | 258 |
| Public Assistance/Other Not Listed | 5 |
| Specialty Care Transport (SCT) | 32 |
| Standby | 4 |
| <i>Transports OUT OF facility and type</i> | <i>4,313</i> |
| Emergency Response | 112 |
| Interfacility Transport | 3,072 |
| Medical Transport | 802 |
| Paramedic Interfacility Transport (PIFT) | 247 |
| Specialty Care Transport (SCT) | 74 |
| Standby/Other | 6 |

| MAINE MEDICAL CENTER | |
|----------------------|--|
|----------------------|--|

| | |
|--|---------------|
| <i>Transports INTO facility and type</i> | <i>30,602</i> |
| 911 Response (Scene) | 20,669 |
| Community Paramedicine | 2 |
| Emergency Response | 248 |
| Intercept | 187 |
| Interfacility Transport | 6,037 |
| Medical Transport | 1,875 |
| Mutual Aid | 134 |
| Paramedic Interfacility Transport (PIFT) | 1,114 |
| Public Assistance/Other Not Listed | 13 |
| Specialty Care Transport (SCT) | 311 |
| Standby | 9 |
| (blank) | 3 |
| <i>Transports OUT OF facility and type</i> | <i>6,233</i> |
| Emergency Response | 86 |
| Interfacility Transport | 3,019 |
| Medical Transport | 3,021 |
| Paramedic Interfacility Transport (PIFT) | 32 |
| Specialty Care Transport (SCT) | 52 |
| Standby/Other | 23 |

| MAINE GENERAL MEDICAL CENTER - THAYER CENTER | |
|--|--|
|--|--|

| | |
|--|--------------|
| <i>Transports INTO facility and type</i> | <i>3,603</i> |
| 911 Response (Scene) | 3,419 |
| Community Paramedicine | 6 |
| Intercept | 21 |
| Interfacility Transport | 115 |
| Medical Transport | 33 |
| Paramedic Interfacility Transport (PIFT) | 2 |
| Public Assistance/Other Not Listed | 2 |
| Specialty Care Transport (SCT) | 1 |
| Standby | 4 |
| <i>Transports OUT OF facility and type</i> | <i>2,973</i> |
| Emergency Response | 84 |
| Interfacility Transport | 2,354 |
| Medical Transport | 236 |
| Paramedic Interfacility Transport (PIFT) | 259 |
| Specialty Care Transport (SCT) | 35 |
| Standby/Other | 5 |

| MAYO REGIONAL HOSPITAL | |
|------------------------|--|
|------------------------|--|

| | |
|--|--------------|
| <i>Transports INTO facility and type</i> | <i>2,154</i> |
| 911 Response (Scene) | 1,991 |
| Intercept | 57 |
| Interfacility Transport | 58 |
| Medical Transport | 27 |
| Mutual Aid | 17 |
| Paramedic Interfacility Transport (PIFT) | 1 |
| Public Assistance/Other Not Listed | 2 |
| Standby | 1 |
| <i>Transports OUT OF facility and type</i> | <i>1,132</i> |
| Emergency Response | 10 |
| Interfacility Transport | 871 |
| Medical Transport | 91 |
| Paramedic Interfacility Transport (PIFT) | 75 |
| Specialty Care Transport (SCT) | 27 |
| Standby/Other | 58 |

| MERCY HOSPITAL | |
|--|--------------|
| <i>Transports INTO facility and type</i> | <i>5,308</i> |
| 911 Response (Scene) | 4,671 |
| Emergency Response | 35 |
| Intercept | 21 |
| Interfacility Transport | 303 |
| Medical Transport | 250 |
| Mutual Aid | 15 |
| Paramedic Interfacility Transport (PIFT) | 8 |
| Public Assistance/Other Not Listed | 1 |
| Specialty Care Transport (SCT) | 3 |
| Standby | 1 |
| <i>Transports OUT OF facility and type</i> | <i>1,500</i> |
| Emergency Response | 69 |
| Interfacility Transport | 784 |
| Medical Transport | 614 |
| Paramedic Interfacility Transport (PIFT) | 22 |
| Specialty Care Transport (SCT) | 10 |
| Standby/Other | 1 |

| MILLINOCKET REGIONAL HOSPITAL | |
|--|--------------|
| <i>Transports INTO facility and type</i> | <i>1,108</i> |
| 911 Response (Scene) | 1,045 |
| Emergency Response | 1 |
| Intercept | 4 |
| Interfacility Transport | 35 |
| Medical Transport | 14 |
| Mutual Aid | 1 |
| Paramedic Interfacility Transport (PIFT) | 4 |
| Public Assistance/Other Not Listed | 2 |
| Standby | 2 |
| <i>Transports OUT OF facility and type</i> | <i>535</i> |
| Emergency Response | 24 |
| Interfacility Transport | 352 |
| Medical Transport | 71 |
| Paramedic Interfacility Transport (PIFT) | 62 |
| Specialty Care Transport (SCT) | 18 |
| Standby/Other | 8 |

| MID COAST HOSPITAL | |
|--|--------------|
| <i>Transports INTO facility and type</i> | <i>7,797</i> |
| 911 Response (Scene) | 6,961 |
| Emergency Response | 90 |
| Intercept | 192 |
| Interfacility Transport | 310 |
| Medical Transport | 161 |
| Mutual Aid | 43 |
| Paramedic Interfacility Transport (PIFT) | 24 |
| Public Assistance/Other Not Listed | 5 |
| Specialty Care Transport (SCT) | 2 |
| Standby | 9 |
| <i>Transports OUT OF facility and type</i> | <i>2,018</i> |
| Emergency Response | 68 |
| Interfacility Transport | 1,145 |
| Medical Transport | 645 |
| Paramedic Interfacility Transport (PIFT) | 122 |
| Specialty Care Transport (SCT) | 24 |
| Standby/Other | 14 |

| MOUNT DESERT ISLAND HOSPITAL | |
|--|--------------|
| <i>Transports INTO facility and type</i> | <i>1,012</i> |
| 911 Response (Scene) | 933 |
| Intercept | 42 |
| Interfacility Transport | 14 |
| Medical Transport | 6 |
| Mutual Aid | 13 |
| Public Assistance/Other Not Listed | 3 |
| Standby | 1 |
| <i>Transports OUT OF facility and type</i> | <i>518</i> |
| Emergency Response | 4 |
| Interfacility Transport | 306 |
| Medical Transport | 149 |
| Paramedic Interfacility Transport (PIFT) | 38 |
| Specialty Care Transport (SCT) | 12 |
| Standby/Other | 9 |

NORTHERN LIGHT EASTERN MAINE MEDICAL CENTER

| | |
|--|---------------|
| <i>Transports INTO facility and type</i> | <i>18,467</i> |
| 911 Response (Scene) | 10,287 |
| Emergency Response | 81 |
| Intercept | 211 |
| Interfacility Transport | 5,965 |
| Medical Transport | 411 |
| Mutual Aid | 27 |
| Paramedic Interfacility Transport (PIFT) | 1,140 |
| Public Assistance/Other Not Listed | 5 |
| Specialty Care Transport (SCT) | 326 |
| Standby | 12 |
| (blank) | 2 |
| <i>Transports OUT OF facility and type</i> | <i>4,752</i> |
| Emergency Response | 48 |
| Interfacility Transport | 4,215 |
| Medical Transport | 353 |
| Paramedic Interfacility Transport (PIFT) | 53 |
| Specialty Care Transport (SCT) | 74 |
| Standby/Other | 9 |

PEN BAY MEDICAL CENTER

| | |
|--|--------------|
| <i>Transports INTO facility and type</i> | <i>4,283</i> |
| 911 Response (Scene) | 3,224 |
| Emergency Response | 236 |
| Intercept | 200 |
| Interfacility Transport | 260 |
| Medical Transport | 190 |
| Mutual Aid | 156 |
| Paramedic Interfacility Transport (PIFT) | 12 |
| Public Assistance/Other Not Listed | 2 |
| Specialty Care Transport (SCT) | 1 |
| Standby | 2 |
| <i>Transports OUT OF facility and type</i> | <i>1,439</i> |
| Emergency Response | 14 |
| Interfacility Transport | 908 |
| Medical Transport | 425 |
| Paramedic Interfacility Transport (PIFT) | 64 |
| Specialty Care Transport (SCT) | 14 |
| Standby/Other | 14 |

NORTHERN MAINE MEDICAL CENTER

| | |
|--|--------------|
| <i>Transports INTO facility and type</i> | <i>1,407</i> |
| 911 Response (Scene) | 1,105 |
| Intercept | 1 |
| Interfacility Transport | 4 |
| Interfacility Transport | 271 |
| Medical Transport | 24 |
| Paramedic Interfacility Transport (PIFT) | 2 |
| <i>Transports OUT OF facility and type</i> | <i>431</i> |
| Emergency Response | 17 |
| Interfacility Transport | 348 |
| Medical Transport | 24 |
| Paramedic Interfacility Transport (PIFT) | 28 |
| Specialty Care Transport (SCT) | 7 |
| Standby/Other | 7 |

PENOBSCOT VALLEY HOSPITAL

| | |
|--|--------------|
| <i>Transports INTO facility and type</i> | <i>1,365</i> |
| 911 Response (Scene) | 1,235 |
| Intercept | 52 |
| Interfacility Transport | 64 |
| Medical Transport | 7 |
| Mutual Aid | 3 |
| Paramedic Interfacility Transport (PIFT) | 2 |
| Public Assistance/Other Not Listed | 2 |
| <i>Transports OUT OF facility and type</i> | <i>774</i> |
| Emergency Response | 16 |
| Interfacility Transport | 611 |
| Medical Transport | 40 |
| Paramedic Interfacility Transport (PIFT) | 91 |
| Specialty Care Transport (SCT) | 12 |
| Standby/Other | 4 |

REDINGTON FAIRVIEW GENERAL HOSPITAL

| | |
|--|--------------|
| <i>Transports INTO facility and type</i> | <i>3,493</i> |
| 911 Response (Scene) | 3,256 |
| Emergency Response | 1 |
| Intercept | 45 |
| Interfacility Transport | 103 |
| Medical Transport | 67 |
| Mutual Aid | 4 |
| Paramedic Interfacility Transport (PIFT) | 4 |
| Public Assistance/Other Not Listed | 3 |
| Specialty Care Transport (SCT) | 2 |
| Standby | 8 |
| <i>Transports OUT OF facility and type</i> | <i>1,574</i> |
| Emergency Response | 43 |
| Interfacility Transport | 966 |
| Medical Transport | 353 |
| Paramedic Interfacility Transport (PIFT) | 168 |
| Specialty Care Transport (SCT) | 27 |
| Standby/Other | 17 |

SEBASTICOOK VALLEY HOSPITAL

| | |
|--|--------------|
| <i>Transports INTO facility and type</i> | <i>1,841</i> |
| 911 Response (Scene) | 1,662 |
| Intercept | 30 |
| Interfacility Transport | 110 |
| Medical Transport | 20 |
| Mutual Aid | 3 |
| Paramedic Interfacility Transport (PIFT) | 4 |
| Public Assistance/Other Not Listed | 5 |
| Specialty Care Transport (SCT) | 1 |
| Standby | 6 |
| <i>Transports OUT OF facility and type</i> | <i>822</i> |
| Emergency Response | 7 |
| Interfacility Transport | 628 |
| Medical Transport | 50 |
| Paramedic Interfacility Transport (PIFT) | 104 |
| Specialty Care Transport (SCT) | 26 |
| Standby/Other | 7 |

RUMFORD HOSPITAL

| | |
|--|--------------|
| <i>Transports INTO facility and type</i> | <i>2,038</i> |
| 911 Response (Scene) | 1,891 |
| Community Paramedicine | 3 |
| Intercept | 15 |
| Interfacility Transport | 103 |
| Medical Transport | 17 |
| Mutual Aid | 1 |
| Paramedic Interfacility Transport (PIFT) | 1 |
| Public Assistance/Other Not Listed | 2 |
| Standby | 5 |
| <i>Transports OUT OF facility and type</i> | <i>941</i> |
| Emergency Response | 28 |
| Interfacility Transport | 732 |
| Medical Transport | 69 |
| Paramedic Interfacility Transport (PIFT) | 75 |
| Specialty Care Transport (SCT) | 30 |
| Standby/Other | 7 |

SMHC - BIDDEFORD MEDICAL CENTER

| | |
|--|--------------|
| <i>Transports INTO facility and type</i> | <i>9,958</i> |
| 911 Response (Scene) | 7,754 |
| Intercept | 30 |
| Interfacility Transport | 1,145 |
| Medical Transport | 778 |
| Mutual Aid | 70 |
| Paramedic Interfacility Transport (PIFT) | 154 |
| Public Assistance/Other Not Listed | 12 |
| Specialty Care Transport (SCT) | 7 |
| Standby | 7 |
| (blank) | 1 |
| <i>Transports OUT OF facility and type</i> | <i>2,748</i> |
| Emergency Response | 130 |
| Interfacility Transport | 1,254 |
| Medical Transport | 1,171 |
| Paramedic Interfacility Transport (PIFT) | 159 |
| Specialty Care Transport (SCT) | 18 |
| Standby/Other | 16 |

| SMHC - SANFORD MEDICAL CENTER | |
|--|--------------|
| <i>Transports INTO facility and type</i> | <i>3,187</i> |
| 911 Response (Scene) | 2,994 |
| Intercept | 45 |
| Interfacility Transport | 39 |
| Medical Transport | 37 |
| Mutual Aid | 60 |
| Paramedic Interfacility Transport (PIFT) | 1 |
| Public Assistance/Other Not Listed | 4 |
| Standby | 7 |
| <i>Transports OUT OF facility and type</i> | <i>2,456</i> |
| Emergency Response | 30 |
| Interfacility Transport | 1,389 |
| Medical Transport | 825 |
| Paramedic Interfacility Transport (PIFT) | 188 |
| Specialty Care Transport (SCT) | 15 |
| Standby/Other | 9 |

| ST JOSEPH HOSPITAL | |
|--|--------------|
| <i>Transports INTO facility and type</i> | <i>5,654</i> |
| 911 Response (Scene) | 5,072 |
| Intercept | 77 |
| Interfacility Transport | 363 |
| Medical Transport | 86 |
| Mutual Aid | 8 |
| Paramedic Interfacility Transport (PIFT) | 35 |
| Public Assistance/Other Not Listed | 1 |
| Specialty Care Transport (SCT) | 10 |
| Standby | 2 |
| <i>Transports OUT OF facility and type</i> | <i>1,616</i> |
| Emergency Response | 76 |
| Interfacility Transport | 1,369 |
| Medical Transport | 64 |
| Paramedic Interfacility Transport (PIFT) | 83 |
| Specialty Care Transport (SCT) | 22 |
| Standby/Other | 2 |

| SPRING HARBOR HOSPITAL | |
|--|--------------|
| <i>Transports INTO facility and type</i> | <i>2,276</i> |
| 911 Response (Scene) | 11 |
| Intercept | 2 |
| Interfacility Transport | 1,316 |
| Medical Transport | 944 |
| Paramedic Interfacility Transport (PIFT) | 1 |
| Specialty Care Transport (SCT) | 2 |
| <i>Transports OUT OF facility and type</i> | <i>248</i> |
| Emergency Response | 87 |
| Interfacility Transport | 85 |
| Medical Transport | 75 |
| Standby/Other | 1 |

| ST MARYS REGIONAL MEDICAL CENTER | |
|--|--------------|
| <i>Transports INTO facility and type</i> | <i>5,112</i> |
| 911 Response (Scene) | 4,233 |
| Intercept | 19 |
| Interfacility Transport | 572 |
| Medical Transport | 245 |
| Mutual Aid | 27 |
| Paramedic Interfacility Transport (PIFT) | 4 |
| Public Assistance/Other Not Listed | 4 |
| Standby | 5 |
| (blank) | 3 |
| <i>Transports OUT OF facility and type</i> | <i>2,263</i> |
| Emergency Response | 59 |
| Interfacility Transport | 1,554 |
| Medical Transport | 543 |
| Paramedic Interfacility Transport (PIFT) | 64 |
| Specialty Care Transport (SCT) | 29 |
| Standby/Other | 14 |

| STEPHENS MEMORIAL HOSPITAL | |
|----------------------------|--|
|----------------------------|--|

| | |
|--|--------------|
| <i>Transports INTO facility and type</i> | <i>2,769</i> |
| 911 Response (Scene) | 2,514 |
| Emergency Response | 31 |
| Intercept | 132 |
| Interfacility Transport | 24 |
| Medical Transport | 28 |
| Mutual Aid | 13 |
| Paramedic Interfacility Transport (PIFT) | 4 |
| Public Assistance/Other Not Listed | 2 |
| Standby | 21 |

| | |
|--|--------------|
| <i>Transports OUT OF facility and type</i> | <i>1,800</i> |
| Emergency Response | 22 |
| Interfacility Transport | 1,341 |
| Medical Transport | 311 |
| Paramedic Interfacility Transport (PIFT) | 101 |
| Specialty Care Transport (SCT) | 19 |
| Standby/Other | 6 |

| VA HEALTHCARE SYSTEM - TOGUS | |
|------------------------------|--|
|------------------------------|--|

| | |
|--|------------|
| <i>Transports INTO facility and type</i> | <i>831</i> |
| 911 Response (Scene) | 5 |
| Interfacility Transport | 602 |
| Medical Transport | 197 |
| Paramedic Interfacility Transport (PIFT) | 24 |
| Specialty Care Transport (SCT) | 3 |

| | |
|--|------------|
| <i>Transports OUT OF facility and type</i> | <i>672</i> |
| Emergency Response | 15 |
| Interfacility Transport | 449 |
| Medical Transport | 145 |
| Paramedic Interfacility Transport (PIFT) | 60 |
| Specialty Care Transport (SCT) | 2 |
| Standby/Other | 1 |

| TAMC - AROOSTOOK MEDICAL CENTER | |
|---------------------------------|--|
|---------------------------------|--|

| | |
|--|--------------|
| <i>Transports INTO facility and type</i> | <i>1,954</i> |
| 911 Response (Scene) | 1,838 |
| Intercept | 11 |
| Interfacility Transport | 87 |
| Medical Transport | 10 |
| Paramedic Interfacility Transport (PIFT) | 4 |
| Public Assistance/Other Not Listed | 2 |
| Standby | 2 |

| | |
|--|------------|
| <i>Transports OUT OF facility and type</i> | <i>575</i> |
| Emergency Response | 11 |
| Interfacility Transport | 491 |
| Medical Transport | 66 |
| Paramedic Interfacility Transport (PIFT) | 4 |
| Specialty Care Transport (SCT) | 2 |
| Standby/Other | 1 |

| WALDO COUNTY GENERAL HOSPITAL | |
|-------------------------------|--|
|-------------------------------|--|

| | |
|--|--------------|
| <i>Transports INTO facility and type</i> | <i>2,397</i> |
| 911 Response (Scene) | 2,099 |
| Emergency Response | 7 |
| Intercept | 154 |
| Interfacility Transport | 63 |
| Medical Transport | 63 |
| Mutual Aid | 6 |
| Paramedic Interfacility Transport (PIFT) | 2 |
| Public Assistance/Other Not Listed | 2 |
| Standby | 1 |

| | |
|--|--------------|
| <i>Transports OUT OF facility and type</i> | <i>1,077</i> |
| Emergency Response | 43 |
| Interfacility Transport | 733 |
| Medical Transport | 120 |
| Mutual Aid | 16 |
| Paramedic Interfacility Transport (PIFT) | 78 |
| Specialty Care Transport (SCT) | 26 |
| Standby/Other | 61 |

| YORK HOSPITAL | |
|--|--------------|
| <i>Transports INTO facility and type</i> | <i>4,245</i> |
| 911 Response (Scene) | 2,216 |
| Emergency Response | 1,696 |
| Intercept | 12 |
| Interfacility Transport | 120 |
| Medical Transport | 79 |
| Mutual Aid | 67 |
| Paramedic Interfacility Transport (PIFT) | 50 |
| Public Assistance/Other Not Listed | 2 |
| Specialty Care Transport (SCT) | 2 |
| Standby | 1 |
| <i>Transports OUT OF facility and type</i> | <i>427</i> |
| Emergency Response | 32 |
| Interfacility Transport | 278 |
| Medical Transport | 83 |
| Paramedic Interfacility Transport (PIFT) | 7 |
| Specialty Care Transport (SCT) | 11 |
| Standby/Other | 16 |

NEW HAMPSHIRE HOSPITALS

| (NH) ANDROSCOGGIN VALLEY HOSPITAL | |
|--|----------|
| <i>Transports INTO facility and type</i> | <i>4</i> |
| 911 Response (Scene) | 4 |
| <i>Transports OUT OF facility and type</i> | <i>3</i> |
| Interfacility Transport | 3 |

| (NH) DARTMOUTH-HITCHCOCK MEDICAL CENTER HOSPITAL | |
|--|-----------|
| <i>Transports INTO facility and type</i> | <i>20</i> |
| Interfacility Transport | 19 |
| Medical Transport | 1 |
| <i>Transports OUT OF facility and type</i> | <i>1</i> |
| Interfacility Transport | 1 |

| (NH) CONCORD HOSPITAL | |
|--|----------|
| <i>Transports INTO facility and type</i> | <i>2</i> |
| Interfacility Transport | 1 |
| Medical Transport | 1 |
| <i>Transports OUT OF facility and type</i> | <i>0</i> |
| N/A | |

| (NH) FRISBIE MEMORIAL HOSPITAL | |
|--|------------|
| <i>Transports INTO facility and type</i> | <i>235</i> |
| 911 Response (Scene) | 206 |
| Intercept | 1 |
| Interfacility Transport | 13 |
| Medical Transport | 8 |
| Mutual Aid | 6 |
| Paramedic Interfacility Transport (PIFT) | 1 |
| <i>Transports OUT OF facility and type</i> | <i>18</i> |
| Interfacility Transport | 14 |
| Medical Transport | 1 |
| Paramedic Interfacility Transport (PIFT) | 1 |
| Specialty Care Transport (SCT) | 2 |

| (NH) HUGGINS HOSPITAL | |
|--|-----------|
| <i>Transports INTO facility and type</i> | <i>8</i> |
| 911 Response (Scene) | 6 |
| Interfacility Transport | 1 |
| Mutual Aid | 1 |
| <i>Transports OUT OF facility and type</i> | <i>19</i> |
| Interfacility Transport | 13 |

| (NH) MEMORIAL HOSPITAL | |
|--|------------|
| <i>Transports INTO facility and type</i> | <i>174</i> |
| 911 Response (Scene) | 169 |
| Intercept | 1 |
| Medical Transport | 4 |
| <i>Transports OUT OF facility and type</i> | <i>14</i> |
| Interfacility Transport | 4 |
| Medical Transport | 2 |
| Specialty Care Transport (SCT) | 8 |

| (NH) PORTSMOUTH REGIONAL HOSPITAL | |
|--|--------------|
| <i>Transports INTO facility and type</i> | <i>1,348</i> |
| 911 Response (Scene) | 927 |
| Intercept | 24 |
| Interfacility Transport | 305 |
| Medical Transport | 44 |
| Mutual Aid | 23 |
| Paramedic Interfacility Transport (PIFT) | 21 |
| Public Assistance/Other Not Listed | 1 |
| Specialty Care Transport (SCT) | 2 |
| (blank) | 1 |
| <i>Transports OUT OF facility and type</i> | <i>13</i> |
| Interfacility Transport | 7 |
| Medical Transport | 2 |
| Specialty Care Transport (SCT) | 4 |

| (NH) WENTWORTH DOUGLASS HOSPITAL | |
|--|--------------|
| <i>Transports INTO facility and type</i> | <i>1,368</i> |
| 911 Response (Scene) | 1,227 |
| Intercept | 8 |
| Interfacility Transport | 25 |
| Medical Transport | 53 |
| Mutual Aid | 42 |
| Paramedic Interfacility Transport (PIFT) | 2 |
| Public Assistance/Other Not Listed | 1 |
| Specialty Care Transport (SCT) | 3 |
| Standby | 2 |
| <i>Transports OUT OF facility and type</i> | <i>36</i> |
| Emergency Response | 2 |
| Interfacility Transport | 29 |
| Medical Transport | 2 |
| Specialty Care Transport (SCT) | 3 |

This project is supported by the Health Resources and Services Administration (HRSA), Maternal and Child Health Bureau (MCHB), Emergency Medical Services for Children (EMSC) State Partnership grant program, Grant # H33MC31622.

This information or content and conclusions are those of the author and should not be construed as the official position or policy of, nor should any endorsements be inferred by HRSA, HHS or the U.S. Government.

Any discrepancies, errors or omissions are unintentional.