



EMS Communication Card

For Medical, Physical, and Emotional Information

INSTRUCTIONS: Have the patient touch pictures to request wants and needs. If unable, the caregiver touches pictures and gets yes slash no response from patient. This may be helpful for patients who are deaf, hard of hearing, or could have traumatic brain injury, autism, or an intellectual disability.

Yes = thumbs up, nod, or eyes wide open

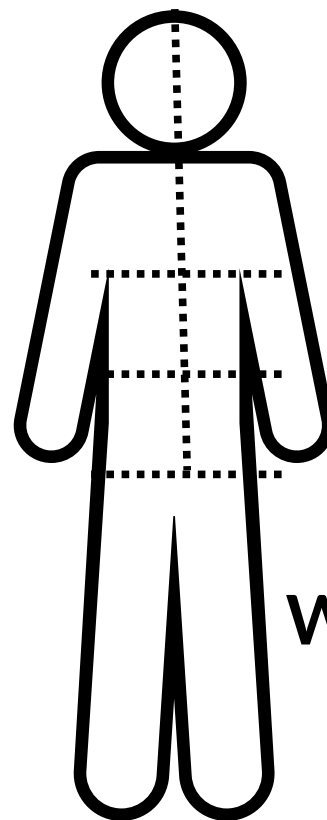
No = thumbs down, nod, or eyes closed

Quick communication tips


- Get my attention first.
- Make eye contact when you speak.
- Speak clearly at a normal pace and tone.
- Do not cover your mouth.
- I may have memory issues and it may take me longer to process what you are telling me.

- I cannot lipread everything you say.
- A cochlear implant or hearing aid does not mean I can hear and understand everything you say.
- I may only understand sign language.

This resource is a collaboration between the Maine Department of Public Safety and the Maine Department of Labor Division of the Deaf and Hard of Hearing and Late Deafened

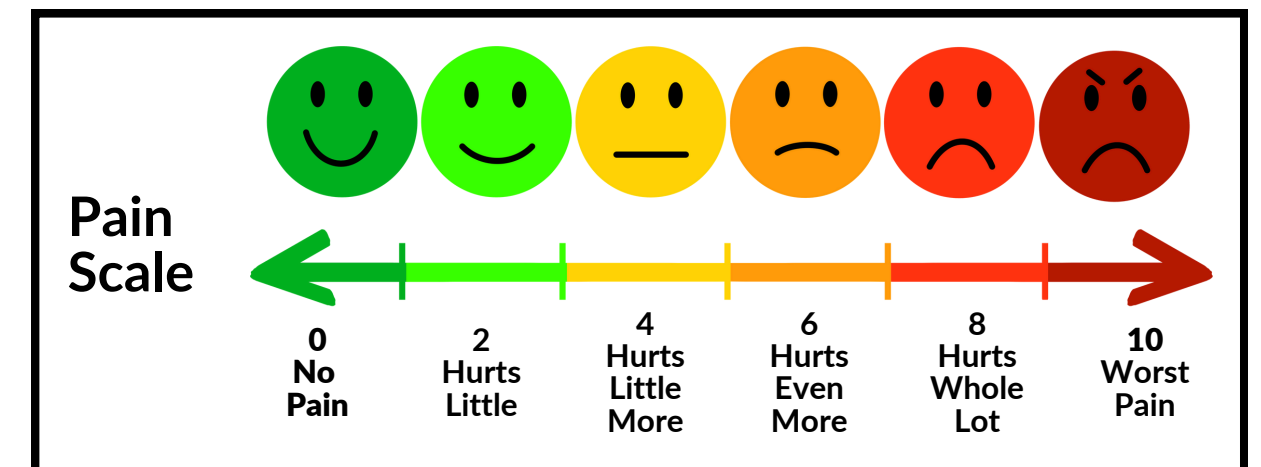

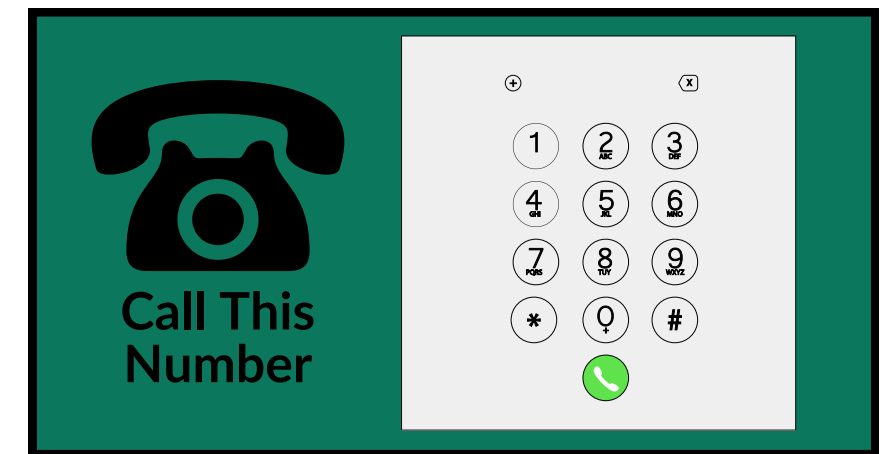



Front



Back

Touch
Where It
Hurts



Touch for YES

YES=eyes wide open

Touch for NO

NO=eyes closed

Common Medical Issues

- Breathing Problems/COPD
- Stroke
- High Blood Pressure
- Cardiac/Heart Issues
- Diabetes
- Seizure/Epilepsy
- Sensitive to touch

Hospital

DOCTOR

FAMILY

ALLERGY

MEDICINE

COLD

HEADACHE

CHOKING

DIZZY

SORE THROAT

RESTROOM

BLANKET

NEEDLE

WATER

WORRIED

ANGRY

NAUSEOUS

CONFUSED

FEVER

TIME

DATE

OXYGEN

BURNS

NUMBNESS

FRUSTRATED

FRUSTRATED

SAD

COUGH

WHAT HAPPENED

HEARING AID

PAPER & PEN

WILL/DNR

SUICIDAL

CHEST PAIIN

ANXIETY DEPRESSION

CAN'T BREATHE

SHORTNESS OF BRETH