


MAINE EMS



2023 Data Timeliness



February 16, 2024

Maine Emergency Medical Services
152 State House Station
45 Commerce Dr, Suite 1
Augusta, Maine 04333

Maine.gov/ems/

EMS is a critical component of the health care delivery model. With ~300K EMS activations per year occurring in Maine the data collected is a valuable asset. Some of the reasons this is so and why complete and accurate documentation of patient encounters with the patient care report (PCR) are:

- The patient medical record: A patient's PCR becomes part of a patient's permanent medical record and serves as a valuable resource to- those who are providing continuing and future care to the patient. A complete and accurate report allows for the patient to receive better future care and reduces the risk that such care could negatively impact the patient.
- A legal record: A PCR serves as a legal document, or a record of fact, for the interaction with a patient. A complete and accurate report provides for protection to you, your agency, and your community.
- Justification for billing and reimbursement: The PCR provides for documentation of the services and treatments provided to the patient and justification for those services and treatments. A complete and accurate report provides for easier reimbursement and also as an explanation should questions arise in the reimbursement process.
- For improvements to care: Analysis of the data captured in a PCR is able to identify opportunities with care provided where the effectiveness of the care is able to be improved where the standard of care or protocols are modified.
- Problem solving: Analysis of the data captured in a PCR is able to identify underlying causes of problems occurring within the EMS system.
- Supporting evidence for research: Analysis and sharing of the data captured in a PCR serves as a great research tool for numerous research topics. Maine EMS provides analysis and sharing for numerous research requests.
- Supporting evidence for grant and community funding: Analysis and sharing of the data captured in a PCR is used to support grants awarded to the State, Counties, City(ies)/Towns and community organizations. While the dollar amount is not known, it is believed that analysis and sharing of data by Maine EMS is in support of grants measured in the millions of dollars each year.

Accurate, complete, and timely patient care reports are **legally** and **ethically** required of EMS practitioners. There are several reasons why documenting a patient care report in a timely manner are important:

- As part of the patient record, EMS patient care reports play an important role in the continuum of patient care. Both sending and receiving medical facilities are able to view patient care reports once they have been entered to review the care provided allow for better and more informed determinations in ongoing care decisions.
- There are several real-time interfaces with MEFIRS that are used for syndromic surveillance and risk management. Delays in reporting result in delays in other notification and alerting systems.
- A patient care report is considered a record of fact. As the duration of time between when care is provided and the care is documented the patient care report is likely to become less complete, less accurate, and less reliable as a record of fact.

Methodology: The time to finish a patient care report (PCR) is identified by the duration of time between the time the unit is notified by dispatch and the time the PCR is marked as finished or signed by the primary caregiver. Outliers were identified as those records being more than one standard deviation from the mean, resulting in 2,723 (0.92%) of the 296,766 records being excluded, having an hours to complete value greater than 168 hours (7 days). Also excluded are 15,958 EMS activations that have no marked as finished date/time nor a signature date/time resulting in an inability to calculate the time to complete the report.

Key points of the following visualizations include:

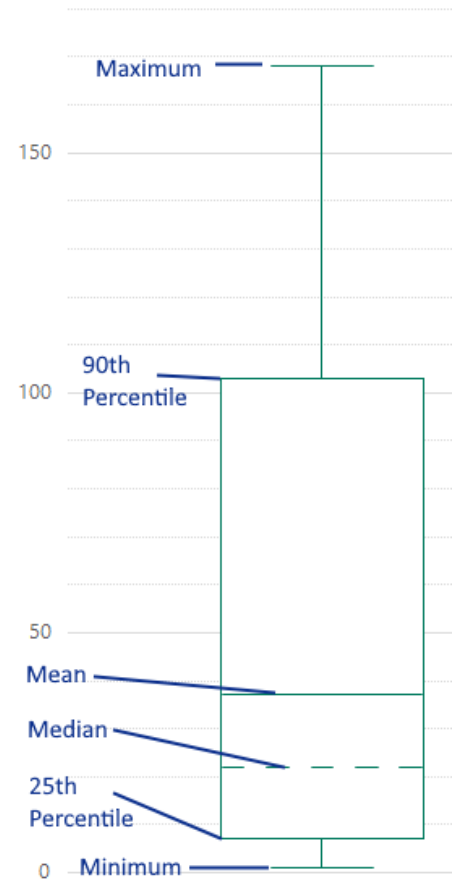
- The majority (97%) of PCRs are completed within the required 24 hours
- Timeliness improves with volume
- Agencies averaging less than one (1) EMS activation per day have the highest non-compliance levels
- No discernible differences were noted in time to complete for Type of Service Requested, Hour of Day, Day of Week, nor Month

Some of the following data is presented in a box plot chart, a format which provides a significant amount information. Key components of the box plot are:

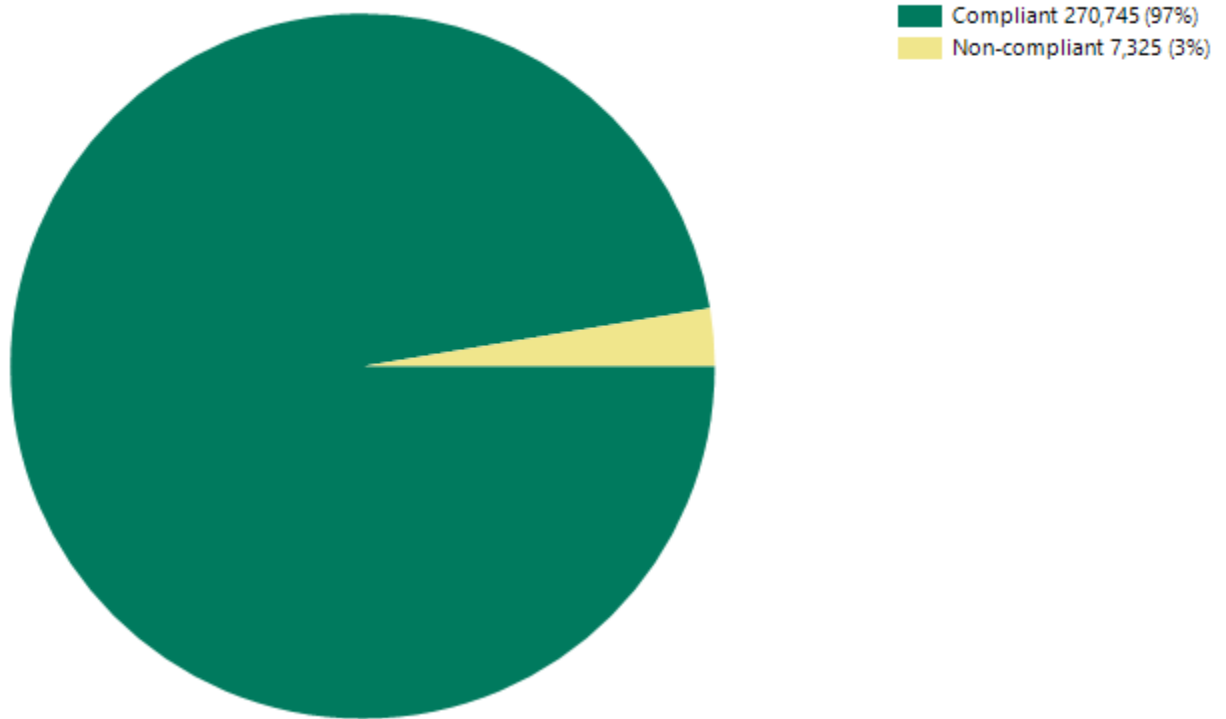
- The minimum value is represented by the lowest horizontal bar for each series
- The maximum value is represented by the highest horizontal bar for each series
- The mean value is represented by a solid horizontal line foreach series
- The median value is represented by a dashed horizontal line for each series
- The 25th percentile value is represented by the bottom of the box area for each series
- The 90th percentile value is represented by the top of the box area for each series

Notes:

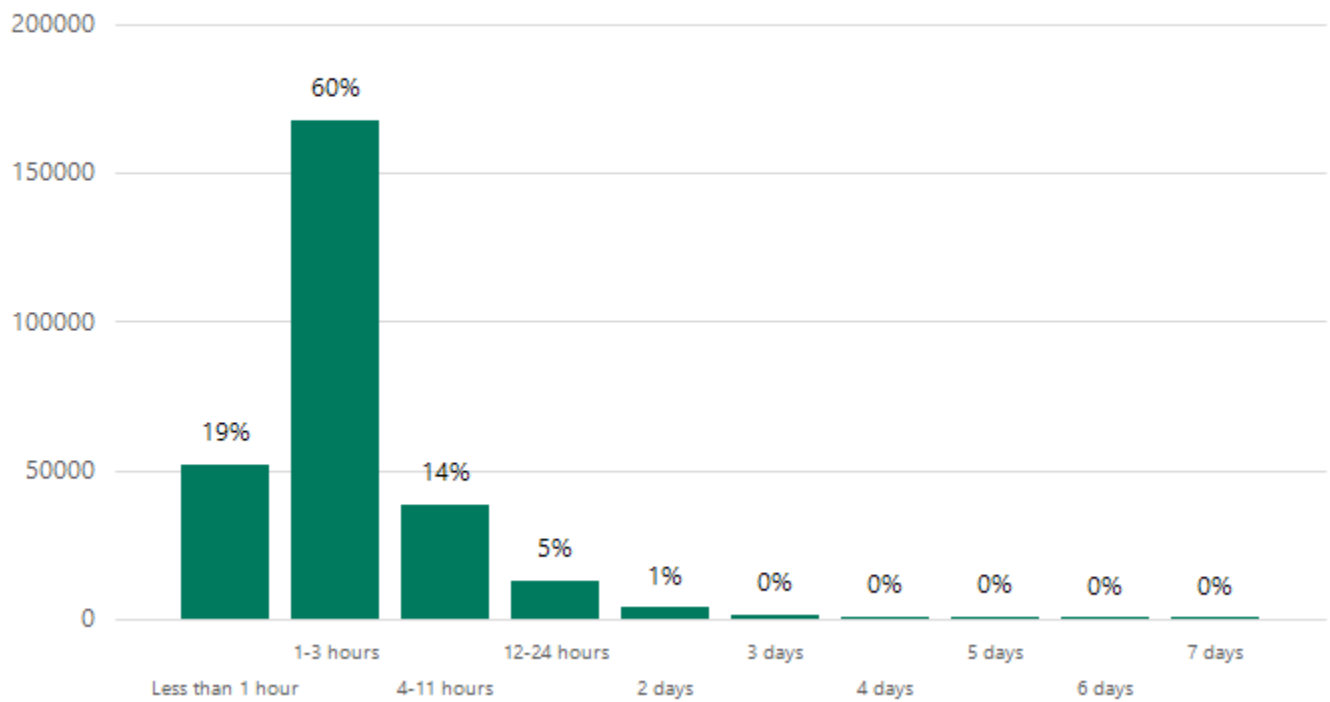
- The top and bottom 1% of records have been removed from the calculations as a method to reduce inclusion of data entry errors.
- Not all agencies document all times. In cases where a time to complete value cannot be calculated the EMS Activation is not included in the analysis.



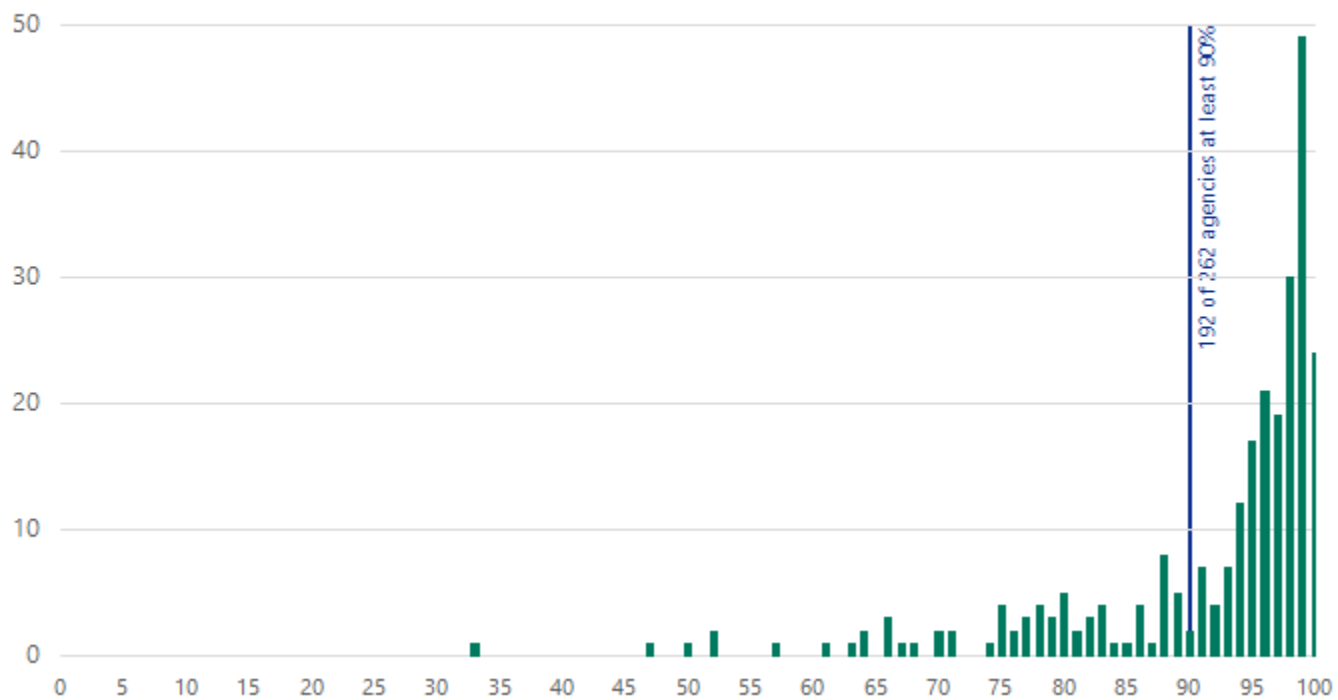
Compliance For All Patient Care Reports



PCRs By Time To Complete



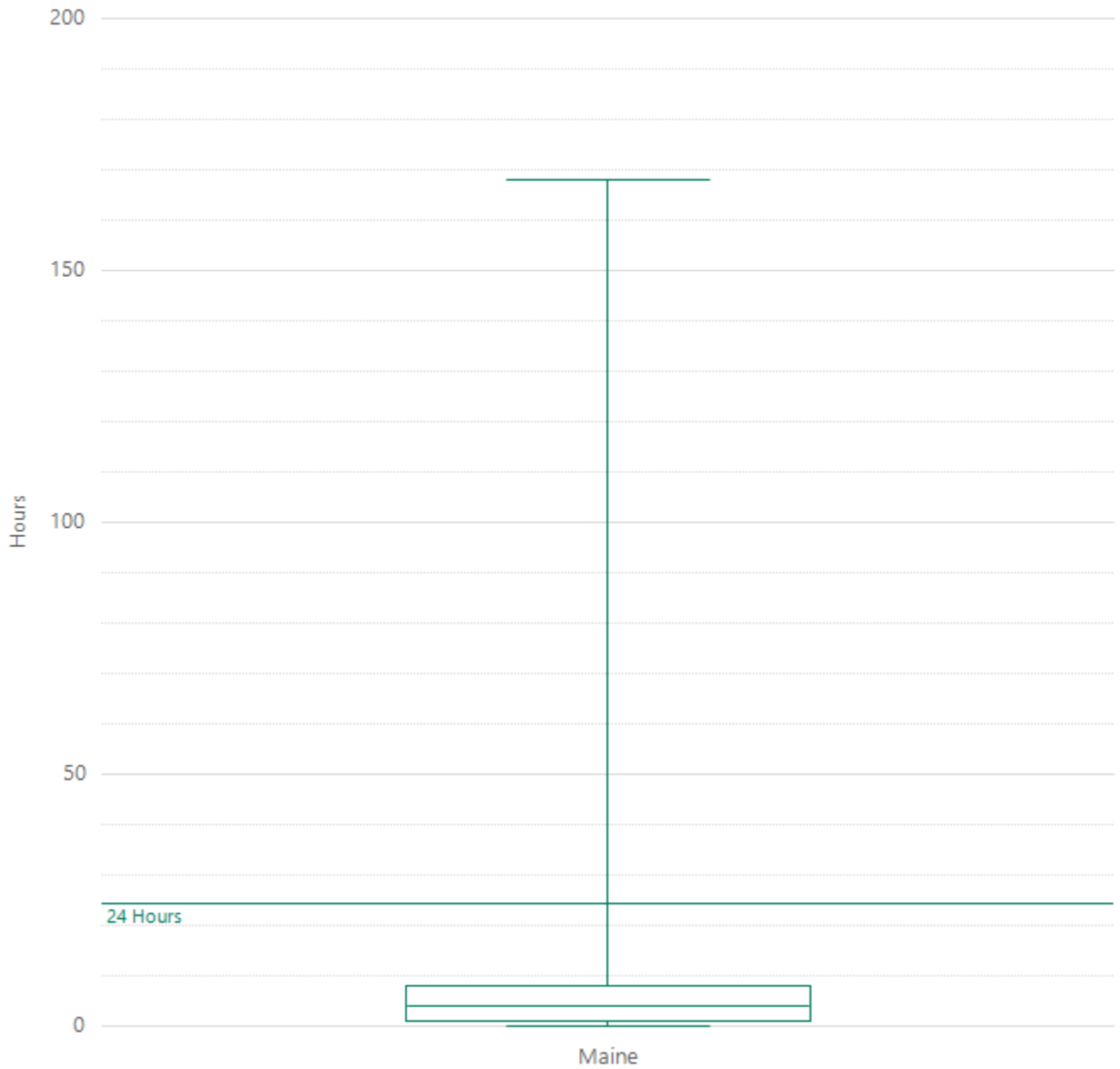
Agency Count By Percent Compliance



Clinician Count By Percent Compliance

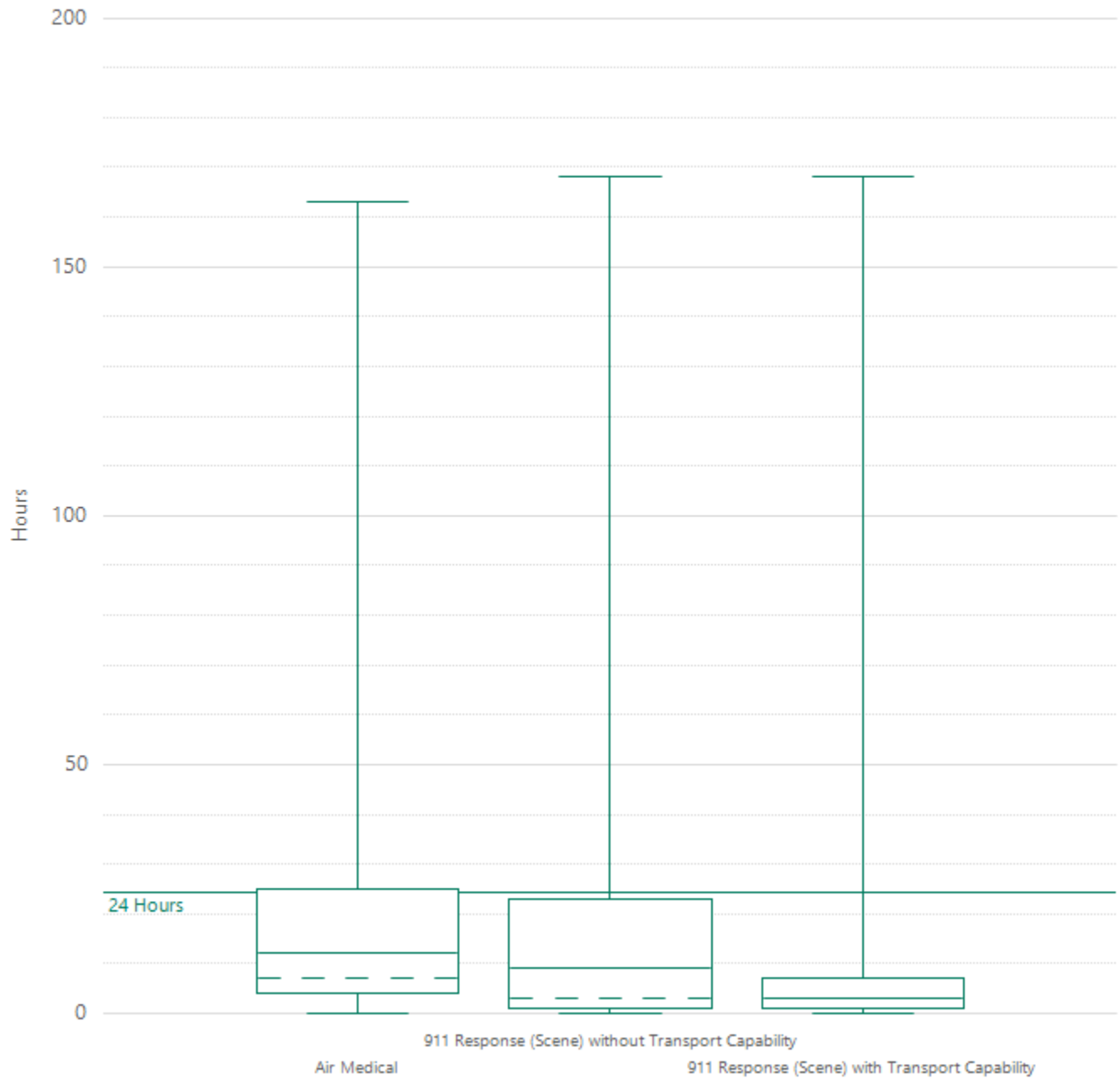


Time To Complete



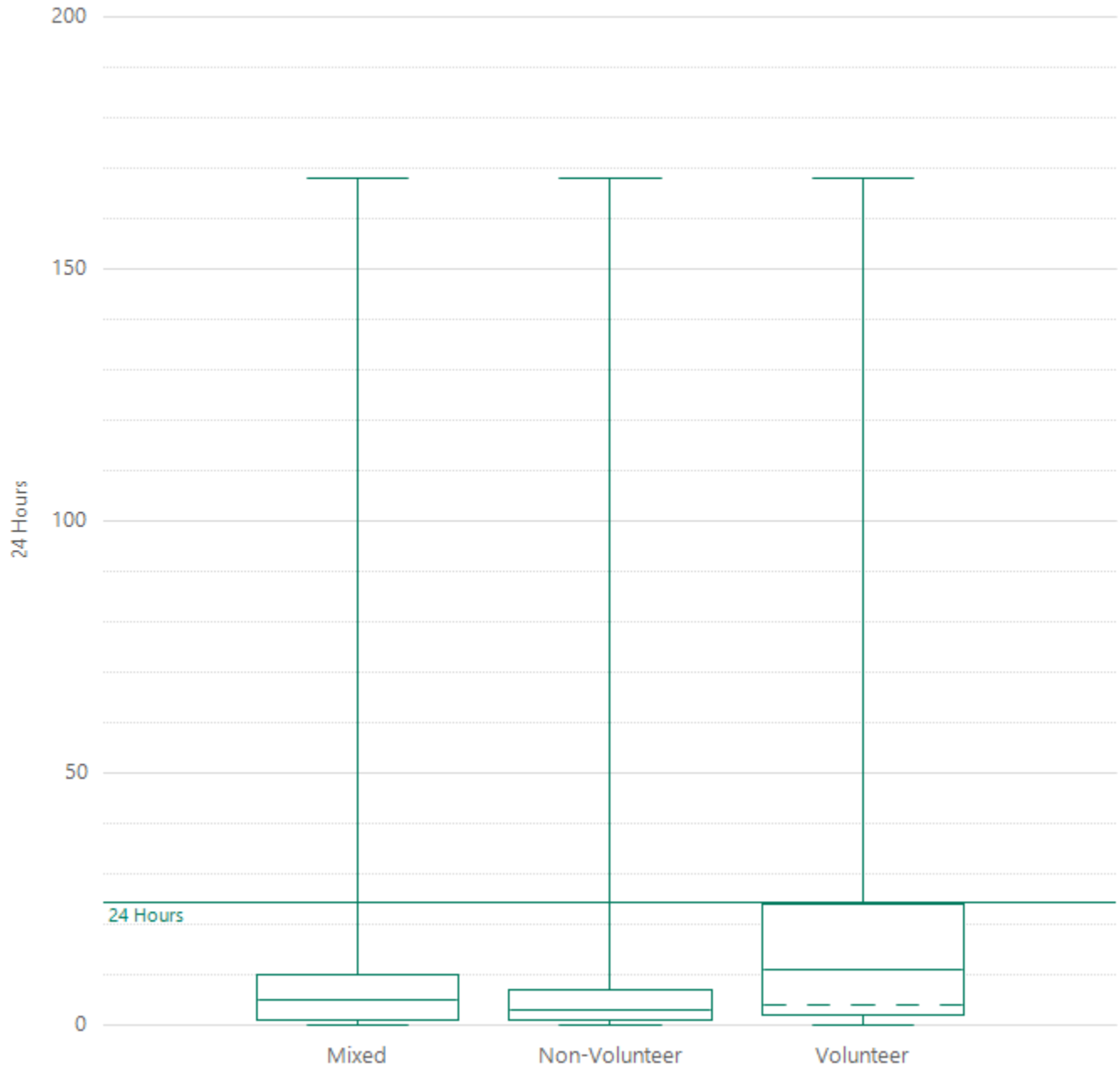
Overall	Min	25th %	Mean	Median	90th %	Max
Maine	0.0	1.0	4.0	1.0	8.0	168.0

Time To Complete By Type Of Service



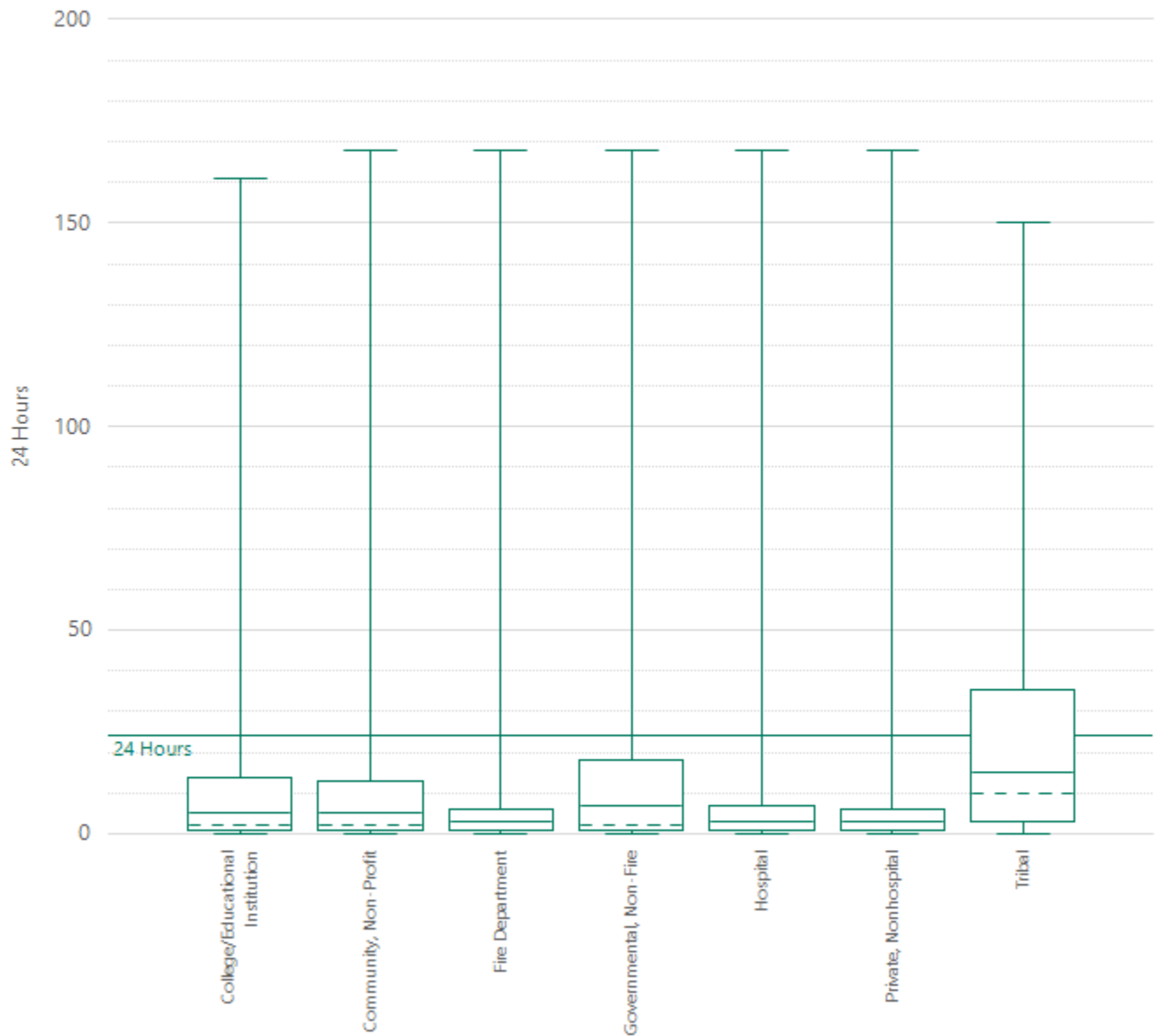
Type Of Service	Min	25th %	Mean	Median	90th %	Max
911 Response (Scene) with Transport Capability	0.0	1.0	3.0	1.0	7.0	168.0
911 Response (Scene) without Transport Capability	0.0	1.0	9.0	3.0	23.0	168.0
Air Medical	0.0	4.0	12.0	7.0	25.0	163.0

Time To Complete By Organization Status



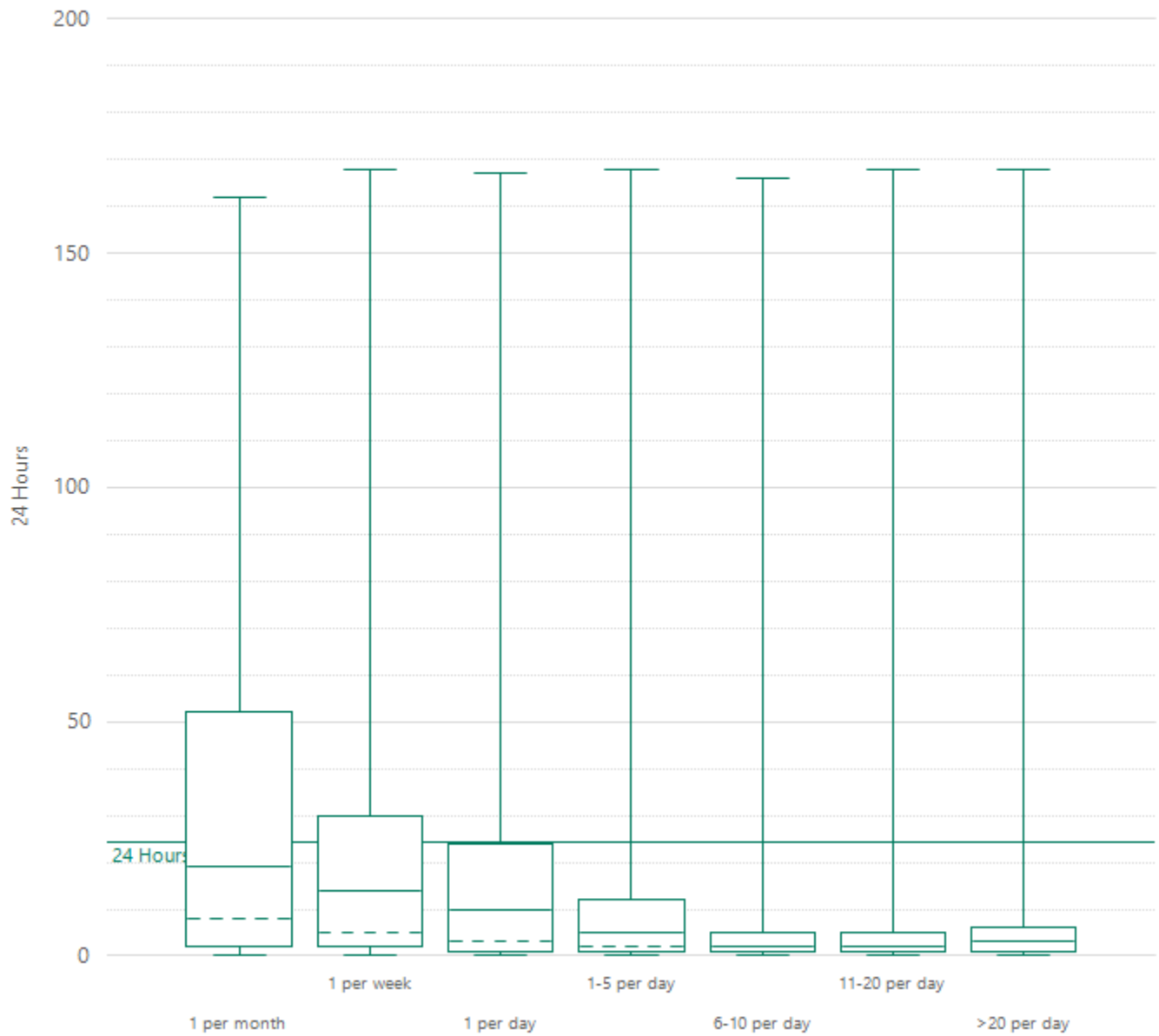
Organization Status	Min	25th %	Mean	Median	90th %	Max
Mixed	0.0	1.0	5.0	1.0	10.0	168.0
Non-Volunteer	0.0	1.0	3.0	1.0	7.0	168.0
Volunteer	0.0	2.0	11.0	4.0	24.0	168.0

Time To Complete By Organization Type



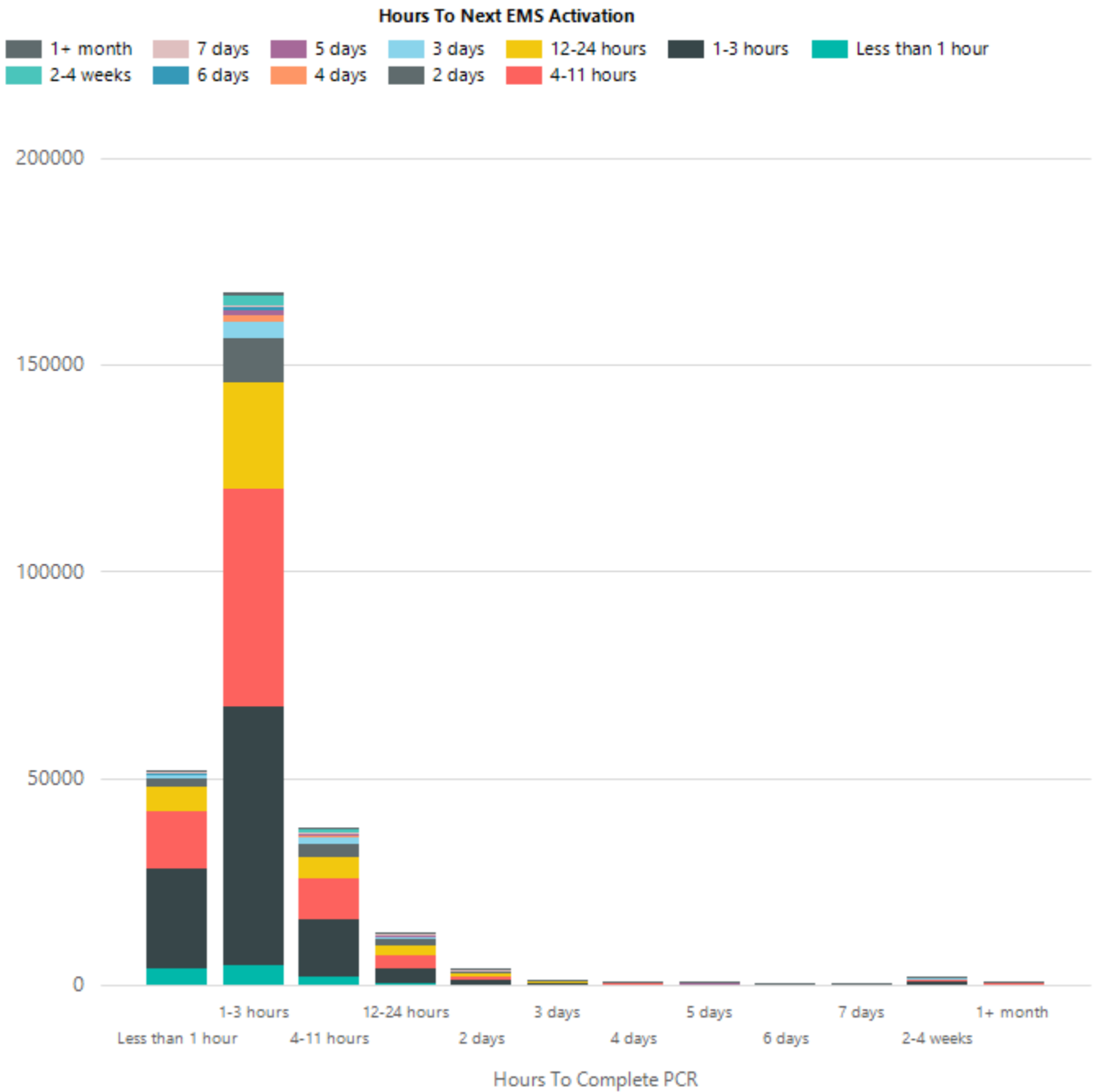
Organization Type	Min	25th %	Mean	Median	90th %	Max
College/Educational Institution	0.0	1.0	5.0	2.0	14.0	161.0
Community, Non-Profit	0.0	1.0	5.0	2.0	13.0	168.0
Fire Department	0.0	1.0	3.0	1.0	6.0	168.0
Governmental, Non-Fire	0.0	1.0	7.0	2.0	18.0	168.0
Hospital	0.0	1.0	3.0	1.0	7.0	168.0
Private, Nonhospital	0.0	1.0	3.0	1.0	6.0	168.0
Tribal	0.0	3.0	15.0	10.0	35.4	150.0

Time To Complete By Activity Level



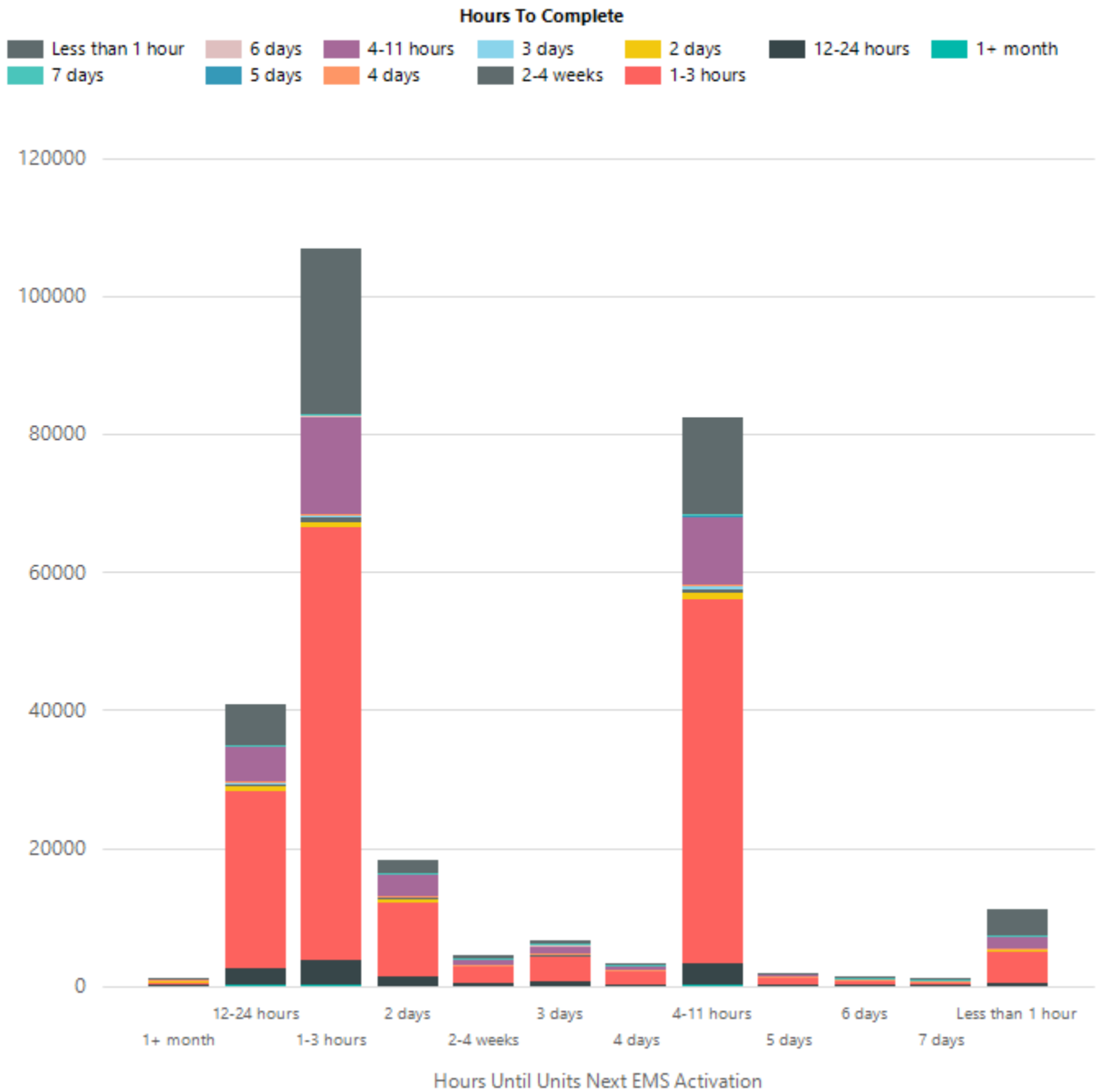
Activity	Min	25th %	Mean	Median	90th %	Max
1 per month	0.0	2.0	19.0	8.0	52.0	162.0
1 per week	0.0	2.0	14.0	5.0	30.0	168.0
1 per day	0.0	1.0	10.0	3.0	24.0	167.0
1-5 per day	0.0	1.0	5.0	2.0	12.0	168.0
6-10 per day	0.0	1.0	2.0	1.0	5.0	166.0
11-20 per day	0.0	1.0	2.0	1.0	5.0	168.0
>20 per day	0.0	1.0	3.0	1.0	6.0	168.0

Hours To Next EMS Activation For Hours To Complete



The above chart shows the distribution of patient care reports (PCR) by the hours until the unit's next EMS activation by the time to complete. The hours to complete the PCR runs along the horizontal axis. Each column represents the number of PCRs that were completed in the time range. The columns are subdivided by the number of hours until the next EMS activation as represented by the color legend.

Hours To Complete For Hours To Next EMS Activation



The above chart shows the distribution of patient care reports (PCR) time to complete by the hours until the unit's next EMS activation. The hours until the next EMS activation runs along the horizontal axis. Each column represents the number of PCRs that were within the time range until the next EMS activation. The columns are subdivided by the number of hours to complete the PCR as represented by the color legend.

Agency	Activations	Min	Mean	Median	90th Percentile	Max
(MD-3) Kennebec County EMA	9	0.0	11.0	4.0	26.2	55.0
Acton Fire - Rescue	250	0.0	5.0	2.0	12.1	118.0
Albion Fire - Rescue	107	0.0	6.0	2.0	18.0	75.0
Alexander VFD First Responder Unit	27	0.0	14.0	4.0	28.8	152.0
Alfred Rescue Squad	438	0.0	2.0	1.0	3.0	129.0
Ambulance Service Inc	1051	0.0	4.0	2.0	11.0	112.0
Andover Fire Dept	103	0.0	3.0	2.0	7.0	15.0
Anson Madison Starks Ambulance Service	1471	0.0	9.0	3.0	21.0	146.0
Arundel Fire - Rescue	535	0.0	2.0	1.0	3.0	64.0
Ashland Ambulance Service	229	0.0	19.0	6.0	51.2	139.0
Auburn Fire Department	4771	0.0	2.0	1.0	5.0	168.0
Augusta Fire Department	6283	0.0	1.0	1.0	4.0	110.0
Aurora Volunteer Fire Dept.	23	0.0	8.0	7.0	12.8	22.0
Bangor Fire Department	8288	0.0	3.0	1.0	9.0	163.0
Bar Harbor Fire Dept	986	0.0	2.0	1.0	3.0	163.0
Bates EMS	89	0.0	4.0	1.0	14.2	32.0
Bath Fire Department	1936	0.0	3.0	2.0	9.0	98.0
Bath Iron Works Rescue	494	0.0	2.0	1.0	3.0	60.0
Belfast Ambulance & Rescue Service	1860	0.0	2.0	2.0	4.0	81.0
Belgrade Fire Department	320	0.0	17.0	18.0	32.0	116.0
Berwick Fire Department	649	0.0	3.0	2.0	7.0	49.0
Bethel Ambulance Service	506	0.0	6.0	3.0	16.0	163.0
Biddeford Ambulance Service	4366	0.0	1.0	1.0	2.0	78.0
Boothbay Region Ambulance	1159	0.0	8.0	3.0	21.0	160.0
Bowdoin First Responders	42	0.0	22.0	14.5	23.9	168.0
Bowdoinham Fire & Rescue	121	0.0	27.0	20.0	55.0	159.0
Bradford Fire Department	33	0.0	6.0	2.0	22.4	27.0
Bremen Rescue First Responders	51	0.0	8.0	4.0	20.0	26.0
Brewer Fire Department	420	0.0	15.0	3.0	44.1	158.0
Bristol Fire and Rescue	160	0.0	12.0	0.0	51.3	154.0
Brooklin Volunteer Fire Dept Inc	39	0.0	9.0	5.0	21.0	60.0
Brooks Ambulance Inc.	308	0.0	13.0	8.0	24.3	124.0
Brownville Fire Department	290	0.0	12.0	8.0	25.0	103.0
Brunswick Fire Department EMS	3604	0.0	2.0	2.0	5.0	154.0
Buckfield Rescue Dept.	414	0.0	5.0	1.0	18.7	161.0
Bucksport Fire Department	975	0.0	5.0	2.0	10.0	168.0

Buxton Fire & Rescue	900	0.0	1.0	1.0	2.0	164.0
Calais Fire-EMS	989	0.0	8.0	4.0	19.0	162.0
Camden Fire Department	219	0.0	4.0	2.0	14.0	71.0
Canaan Municipal Fire & Rescue	39	0.0	28.0	15.0	70.4	164.0
Cape Elizabeth Fire Rescue	772	0.0	1.0	1.0	2.0	120.0
Caribou Fire - Ambulance	2285	0.0	2.0	1.0	3.0	109.0
Carmel Fire & Rescue	370	0.0	9.0	3.0	22.1	149.0
Carrabassett Valley Fire - Rescue	1	0.0	2.0	2.0	2.0	2.0
Casco Bay Ambulance Service Inc.	1415	0.0	1.0	1.0	2.0	25.0
Casco Fire & Rescue	452	0.0	2.0	1.0	4.0	32.0
Castine Fire and Rescue	73	0.0	17.0	9.0	43.6	123.0
Central Aroostook Ambulance Service	395	0.0	6.0	4.0	13.0	92.0
Central Lincoln County Ambulance	1786	0.0	12.0	3.0	30.5	167.0
Charles A Dean Ambulance Service	370	0.0	28.0	14.0	91.2	166.0
Chebeague Island Rescue	93	0.0	23.0	12.0	56.0	155.0
Cherryfield Ambulance Service	134	0.0	9.0	3.0	23.0	78.0
China Rescue Squad	160	0.0	18.0	11.0	41.0	153.0
Clinton Fire Dept Ambulance Service	582	0.0	6.0	3.0	15.9	143.0
Corinth Fire Department	36	0.0	5.0	2.0	16.5	23.0
Cranberry Isles Rescue	11	0.0	12.0	12.0	19.0	21.0
Crown Ambulance	948	0.0	5.0	3.0	8.0	158.0
Cumberland Fire Department	528	0.0	1.0	1.0	3.0	127.0
Cundy's Harbor Fire Dept	157	0.0	15.0	3.0	37.4	134.0
Cushing Rescue Squad	119	0.0	16.0	2.0	59.4	166.0
Cutler Fire Dept NCTAMS LANT Detachment Cutler	30	0.0	5.0	2.0	4.6	72.0
Dedham Fire Department	99	0.0	6.0	5.0	17.0	23.0
Delta Ambulance	9502	0.0	2.0	1.0	6.0	164.0
Denmark Fire Rescue Department	2	0.0	2.0	2.5	2.9	3.0
Denny River Volunteer Fire & Ambulance	151	0.0	8.0	5.0	18.0	83.0
Detroit Fire & Rescue	32	0.0	19.0	10.5	28.7	151.0
Dixmont Fire Rescue	98	0.0	5.0	2.0	8.3	76.0
Dover-Foxcroft Fire Department	78	0.0	11.0	2.0	28.0	159.0
Durham Fire & Rescue	237	0.0	5.0	2.0	12.0	167.0
East Millinocket Fire Department	1008	0.0	6.0	3.0	15.0	153.0
Eastbrook First Responder	16	0.0	15.0	19.0	25.0	32.0
Eddington Fire Dept	327	0.0	4.0	2.0	8.0	166.0
Edgecomb Fire Department	27	0.0	13.0	2.0	24.4	120.0
Ellsworth Fire Department	1383	0.0	4.0	2.0	10.0	146.0

Etna Volunteer Fire and Rescue	7	0.0	14.0	8.0	34.8	51.0
Eustis Fire Department	41	0.0	8.0	4.0	21.0	55.0
Fairfield Fire Rescue	1276	0.0	5.0	2.0	16.0	96.0
Falmouth Fire - EMS	1517	0.0	1.0	1.0	3.0	143.0
Farmington Fire Rescue	15	0.0	5.0	4.0	12.2	20.0
Fort Fairfield Fire Rescue	621	0.0	8.0	4.0	19.0	163.0
Freeport Fire Department	1404	0.0	7.0	1.0	9.7	168.0
Frye Island Rescue Service	29	0.0	6.0	2.0	10.8	81.0
Fryeburg Rescue	1006	0.0	4.0	2.0	14.5	93.0
G & H Ambulance Service	1565	0.0	4.0	0.0	2.0	166.0
Gardiner Fire & Ambulance Department	3124	0.0	2.0	1.0	4.0	160.0
Georgetown Fire Department & Ambulance	104	0.0	21.0	11.0	42.7	162.0
Glenburn Fire Department	260	0.0	11.0	3.0	35.3	164.0
Gorham Fire Department	2114	0.0	1.0	1.0	3.0	149.0
Gouldsboro Fire Department	298	0.0	22.0	4.0	73.3	160.0
Gray Fire - Rescue	959	0.0	6.0	1.0	17.0	162.0
Greenbush Fire Dept	48	0.0	29.0	16.5	80.2	160.0
Greene Fire Dept Rescue	62	0.0	11.0	3.0	22.9	144.0
Greenwood First Responders	51	0.0	2.0	1.0	5.0	22.0
Hampden Fire Department	793	0.0	3.0	1.0	12.0	111.0
Hancock Vol Fire Department	185	0.0	7.0	3.0	21.0	45.0
Harmony Regional Ambulance Service	201	0.0	8.0	6.0	18.0	68.0
Harpwell Neck Fire & Rescue	270	0.0	8.0	4.0	16.0	87.0
Harrison Fire - Rescue First Responder Service	29	0.0	8.0	4.0	21.2	66.0
Hermon Fire Department	350	0.0	3.0	1.0	7.1	50.0
Hermon Volunteer Rescue	550	0.0	7.0	4.0	19.0	103.0
Holden Fire Rescue	433	0.0	4.0	2.0	10.0	110.0
Hollis Fire - Rescue	533	0.0	1.0	1.0	3.0	25.0
Houlton Ambulance Service	1571	0.0	24.0	3.0	94.0	168.0
Howland Fire & EMS	1323	0.0	3.0	2.0	5.0	119.0
Hudson Fire Department	22	0.0	21.0	3.0	64.0	135.0
Industry Fire Department	15	0.0	11.0	7.0	23.8	55.0
Island Falls Ambulance Service	207	0.0	7.0	3.0	20.0	73.0
Islesboro Ambulance Service	96	0.0	4.0	2.0	7.5	84.0
Jackman-Moose River Fire & Rescue Department	186	0.0	10.0	6.0	22.0	135.0
Jay Fire and Rescue	34	0.0	7.0	3.0	15.0	76.0
Jefferson Fire and Rescue	147	0.0	9.0	5.0	20.0	103.0
Kenduskeag Fire - Rescue	28	0.0	18.0	7.0	31.8	138.0

Kennebunk Fire Rescue	2501	0.0	1.0	1.0	3.0	131.0
Kennebunkport EMS	410	0.0	1.0	1.0	3.0	114.0
Kingfield Fire - Rescue	9	0.0	22.0	6.0	73.6	76.0
Lebanon Fire-EMS	438	0.0	7.0	3.0	22.0	124.0
Lee Fire Rescue	142	0.0	18.0	16.0	42.8	102.0
Levant Fire Department	163	0.0	8.0	3.0	21.8	99.0
Liberty Fire & Rescue	436	0.0	6.0	1.0	18.0	114.0
LifeFlight of Maine	2747	0.0	12.0	7.0	25.0	163.0
Limerick Rescue	373	0.0	8.0	3.0	21.0	122.0
Limington Fire and EMS	539	0.0	7.0	2.0	15.0	153.0
Lincoln Fire Department	1390	0.0	3.0	2.0	5.0	129.0
Lisbon Emergency Inc.	1502	0.0	2.0	1.0	6.9	103.0
Litchfield Fire & Rescue	82	0.0	23.0	20.0	55.8	145.0
Livermore Fire Rescue	4	0.0	13.0	13.5	22.2	24.0
Long Island Volunteer Rescue	20	0.0	6.0	1.5	21.1	24.0
Machias Ambulance Service	1145	0.0	17.0	9.0	38.0	159.0
Madawaska Ambulance Service	1218	0.0	1.0	1.0	3.0	111.0
Maine Medical Center	306	0.0	10.0	7.0	20.5	69.0
Mariaville Volunteer Fire Department	64	0.0	10.0	6.0	23.0	51.0
Mechanic Falls Fire Department	73	0.0	7.0	2.0	19.6	101.0
Med-Care Ambulance Service	4087	0.0	3.0	2.0	7.0	122.0
Memorial Ambulance Corps	1456	0.0	5.0	4.0	11.0	150.0
Mid Coast Hospital Interceptor	538	0.0	14.0	5.5	40.0	160.0
Milford Fire Department	365	0.0	11.0	2.0	31.0	161.0
Millinocket Fire Department Ambulance Service	831	0.0	3.0	2.0	6.0	91.0
Milo Fire Department	106	0.0	16.0	17.0	28.5	50.0
Monson Fire Dept First Responders	12	0.0	6.0	4.0	17.5	21.0
Moosabec Ambulance	223	0.0	4.0	2.0	11.0	147.0
Mount Desert Fire-Rescue Department	416	0.0	3.0	2.0	5.5	143.0
Mount Vernon Rescue	244	0.0	9.0	4.0	22.7	78.0
Naples Fire Department	474	0.0	2.0	2.0	5.0	53.0
New Gloucester Fire & Rescue	403	0.0	2.0	1.0	4.0	65.0
New Sharon Fire Rescue	110	0.0	20.0	9.5	52.4	144.0
Newburgh Rescue	42	0.0	12.0	7.0	25.0	53.0
Newfield Rescue Squad	286	0.0	6.0	2.0	13.5	161.0
Newport Fire Department	786	0.0	4.0	1.0	5.0	162.0
Nobleboro Fire Rescue	76	0.0	15.0	2.5	44.5	120.0
Norridgewock Fire Department	1	0.0	1.0	1.0	1.0	1.0

North Berwick Rescue Squad Inc	543	0.0	2.0	1.0	4.0	133.0
North Haven EMS	32	0.0	19.0	17.0	33.2	130.0
North Yarmouth Fire Rescue	256	0.0	3.0	1.0	4.5	128.0
Northeast Mobile Health Services	10327	0.0	4.0	2.0	9.0	168.0
Northern Light Mayo Hospital	5557	0.0	3.0	2.0	8.0	132.0
Northern Light Medical Transport	15389	0.0	4.0	1.0	7.0	168.0
Northport First Responders	86	0.0	4.0	1.0	11.0	70.0
NorthStar	9779	0.0	3.0	1.0	7.0	149.0
Oakland Fire - Rescue	286	0.0	6.0	2.0	13.0	160.0
Ogunquit Fire Rescue	454	0.0	1.0	1.0	4.0	45.0
Old Orchard Beach EMS	1887	0.0	1.0	1.0	2.0	164.0
Old Town Fire Dept	1943	0.0	1.0	1.0	2.0	49.0
Old Town Fire Dept RRAAS	4	0.0	22.0	6.0	54.2	74.0
Orono Fire - Rescue	1558	0.0	2.0	1.0	5.0	105.0
Orrington Fire Dept.	456	0.0	3.0	2.0	9.0	50.0
Orrs/Bailey Island Fire Department	159	0.0	5.0	1.0	8.2	133.0
Osborn Municipal Vol Fire Dept	3	0.0	33.0	31.0	47.8	52.0
Otisfield Fire Department	19	0.0	4.0	3.0	9.6	13.0
Oxford Fire Rescue	904	0.0	1.0	1.0	2.0	163.0
PACE Paramedic Service	4443	0.0	3.0	2.0	6.0	168.0
Palermo Volunteer Fire Department Inc.	85	0.0	8.0	4.0	21.6	35.0
Passamaquoddy Fire & Rescue	349	0.0	15.0	10.0	35.4	150.0
Patten Ambulance Service	356	0.0	11.0	5.0	27.0	120.0
Peninsula Ambulance Corps	1603	0.0	1.0	1.0	2.0	74.0
Petit Manan Ambulance	63	0.0	24.0	11.0	62.4	97.0
Phippsburg Fire & Rescue Department	333	0.0	7.0	2.0	23.0	127.0
Pleasant River Ambulance Service	516	0.0	6.0	3.0	13.0	167.0
Plymouth Fire Department	51	0.0	22.0	6.0	51.0	164.0
Poland Fire Rescue	616	0.0	1.0	1.0	2.0	13.0
Portland Fire Department	15887	0.0	1.0	1.0	3.0	160.0
Pownal Fire Dept First Responders	68	0.0	18.0	5.0	50.1	166.0
Presque Isle Fire Department	3010	0.0	5.0	2.0	10.0	166.0
Raymond Rescue	477	0.0	3.0	2.0	5.0	139.0
Redington Fairview EMS	4506	0.0	2.0	1.0	4.0	119.0
Richmond Fire Department	92	0.0	29.0	6.5	101.7	166.0
Rockland Fire & EMS	1873	0.0	1.0	1.0	3.0	11.0
Rockwood Fire - EMS	17	0.0	35.0	25.0	75.6	106.0
Rome Fire & Rescue	75	0.0	19.0	8.0	59.2	143.0

Rumford Fire Department	303	0.0	7.0	2.0	21.0	158.0
Sabattus Fire Rescue	129	0.0	10.0	4.0	29.0	99.0
Saco Fire Department	3364	0.0	1.0	1.0	2.0	158.0
Sacopee Rescue Inc	946	0.0	7.0	3.0	21.0	155.0
Sanford Fire Dept Ambulance Service	3089	0.0	1.0	1.0	3.0	133.0
Scarborough Fire Department	3316	0.0	1.0	1.0	2.0	21.0
Searsmont Rescue	80	0.0	18.0	13.5	44.1	117.0
Searsport Ambulance Service	427	0.0	8.0	4.0	21.0	121.0
Sebago EMS	239	0.0	3.0	2.0	9.0	72.0
Sebastiancook Valley Hospital Ambulance	1828	0.0	6.0	2.0	9.0	166.0
Shapleigh Rescue Squad	315	0.0	6.0	2.0	10.6	149.0
Sidney Rescue	215	0.0	17.0	9.0	42.6	134.0
Skowhegan Fire Department	618	0.0	3.0	2.0	8.0	150.0
Smithfield Fire Department	185	0.0	16.0	13.0	31.0	128.0
South Bristol Volunteer Fire Department	25	0.0	40.0	23.0	124.2	138.0
South Portland Fire Rescue	4238	0.0	1.0	1.0	2.0	88.0
South Thomaston Ambulance Service	235	0.0	5.0	2.0	11.0	93.0
Southern Aroostook EMS	851	0.0	4.0	2.0	9.0	136.0
Southwest Harbor / Tremont Ambulance Service Inc	480	0.0	4.0	2.0	12.0	107.0
Southwest Harbor Fire Dept	11	0.0	23.0	2.0	52.0	95.0
St George Ambulance	418	0.0	8.0	4.0	18.0	155.0
Standish Fire - EMS	1334	0.0	4.0	1.0	5.0	167.0
Stewarts Ambulance	6313	0.0	2.0	1.0	3.0	166.0
Stockton Springs Ambulance Service	449	0.0	4.0	2.0	9.0	105.0
Stoneham Rescue Service	216	0.0	3.0	1.0	5.0	73.0
Sullivan Fire Rescue	19	0.0	27.0	23.0	50.2	93.0
Swan's Island Ambulance	49	0.0	17.0	20.0	25.0	51.0
Thomaston Ambulance	448	0.0	4.0	2.0	8.3	132.0
Three Rivers Ambulance Service	616	0.0	3.0	1.0	3.0	167.0
Topsham Fire - EMS	966	0.0	5.0	2.0	12.0	124.0
Town of Dayton DBA / Goodwins Mills Fire-Rescue	643	0.0	2.0	1.0	6.8	68.0
Town of Lisbon Fire Service	62	0.0	18.0	6.0	42.9	147.0
Town of Mercer Rescue	13	0.0	6.0	2.0	12.8	20.0
Town of Milbridge DBA Bold Coast EMS	364	0.0	8.0	2.0	18.0	148.0
Turner Rescue	1194	0.0	3.0	1.0	6.0	123.0
U.S. Border Patrol Medical Response Team	20	0.0	16.0	3.5	29.0	125.0
Union Fire-Rescue	591	0.0	5.0	1.0	9.0	134.0
United Ambulance Service	17387	0.0	2.0	1.0	7.0	164.0

Unity Volunteer Ambulance Corps	540	0.0	7.0	2.0	18.0	161.0
University of New England	74	0.0	1.0	1.0	2.0	14.0
University Volunteer Ambulance Corps	417	0.0	6.0	2.0	17.0	161.0
Upper Kennebec Valley Ambulance	334	0.0	6.0	4.0	17.7	83.0
Van Buren Ambulance Service	639	0.0	6.0	4.0	18.0	90.0
Vassalboro First Responders	156	0.0	18.0	3.0	57.5	149.0
Veazie Fire Department	176	0.0	1.0	1.0	3.0	22.0
Vinalhaven Ambulance	165	0.0	3.0	2.0	5.0	138.0
Vinalhaven RRAAS	34	0.0	2.0	2.0	3.0	4.0
Waldoboro Emergency Medical Services	1377	0.0	4.0	2.0	11.0	131.0
Wales Rescue	56	0.0	19.0	22.0	42.5	51.0
Waltham Municipal Vol Fire Dept	6	0.0	16.0	15.5	33.0	47.0
Warren Rescue	415	0.0	8.0	3.0	22.0	144.0
Waterboro Fire Dept Rescue	654	0.0	1.0	1.0	3.0	96.0
Waterville Fire Department	4351	0.0	8.0	2.0	11.0	166.0
WCEMSA dba Downeast EMS	1415	0.0	10.0	3.0	19.0	167.0
Wells Emergency Medical Services	2108	0.0	1.0	1.0	2.0	148.0
Wells Fire Department Rescue	586	0.0	5.0	3.0	13.0	86.0
West Bath Fire Dept	6	0.0	7.0	7.5	13.0	13.0
West Forks Volunteer Fire Department	1	0.0	18.0	18.0	18.0	18.0
Westbrook Fire Rescue	3866	0.0	1.0	1.0	2.0	135.0
Westport Volunteer Fire Dept First Responders	17	0.0	21.0	16.0	42.4	65.0
Whitefield Fire Department Rescue	118	0.0	11.0	3.0	27.4	92.0
Wilson's Mills Fire Department	4	0.0	83.0	85.0	162.0	162.0
Wilton Fire and Rescue	3	0.0	1.0	1.0	3.4	4.0
Windham Fire Rescue	2293	0.0	2.0	1.0	3.0	123.0
Windsor Fire & Rescue	168	0.0	4.0	2.0	12.9	68.0
Winslow Fire Department Rescue	848	0.0	7.0	2.0	11.0	168.0
Winterport Volunteer Ambulance Service	401	0.0	3.0	2.0	8.0	118.0
Winthrop Ambulance Service	2007	0.0	3.0	2.0	5.0	156.0
Wiscasset Ambulance Service	708	0.0	4.0	2.0	8.0	100.0
Woolwich Fire Department	354	0.0	11.0	3.0	30.7	153.0
Yarmouth Fire Rescue	1103	0.0	1.0	1.0	2.0	108.0
York Ambulance Association Inc	2019	0.0	2.0	2.0	4.0	166.0
York Beach Volunteer Fire Department	312	0.0	4.0	2.0	6.0	158.0
York Village Fire Department	558	0.0	4.0	2.0	10.0	31.0