



**State of Maine**  
**Department of Public Safety**

**STATE**

**CITY**



**COUNTY**

**CRIME IN MAINE**  
**2023**

**STATE OF MAINE DEPARTMENT OF  
PUBLIC SAFETY**

Janet T. Mills, **Governor**

Michael J. Sauschuck, **Commissioner**

William G. Ross, **Chief / Maine State Police**

Scott A. Gosselin, **Major Support Services Division**

**ACKNOWLEDGEMENTS**

The Maine State Police would like to express its appreciation to  
the following personnel who assisted in this publication:

**UCR Division:**

Matthew R. Ruel, Myriah Cotter, **Supervisors**

Jessica L. Cummings, **Publication Coordinator**

**Public Information Officer:**

Shannon Moss

The UCR Program is grateful for the continued support and cooperation from all submitting  
agencies, Maine Chiefs of Police Association, and the Sheriff's Association.

This publication is issued by the Maine Department of Public Safety, Maine State Police, as  
authorized by MRSA Title 25, § 1544, to inform the Governor, Legislature, and law  
enforcement agencies of the nature and extent of crime in the State of Maine.

**Prepared by:**

Uniform Crime Reporting / National Incident Base Reporting Division

45 Commerce Drive, Suite 1, Augusta, Me 04333-0042

(207) 624-7276



Janet T. Mills  
Governor

Michael J. Sauschuck  
Commissioner

STATE OF MAINE  
*Department of Public Safety*  
**MAINE STATE POLICE**

45 Commerce Drive - Suite 1  
Augusta, Maine 04333



COL. William G. Ross  
Chief

LTC. Brian P. Scott  
Deputy Chief

November 19, 2024

Honorable Janet T. Mills  
Governor, State of Maine  
1 State House Station  
Augusta, ME 04333-0001

Dear Governor Mills:

It is my privilege to submit to you and the members of the 132nd Legislature the "2023 Crimes in Maine Annual Report," pursuant to section 1544 of Title 25 of the Maine Revised Statutes Annotated. This report is the product of the cooperative collection and submission efforts of more than 150 municipal, county and state law enforcement agencies in Maine to the State Bureau of Identification and the Records Management Unit of the Maine State Police.

National Incident Based Reporting System data provides law enforcement administrators, lawmakers, special interest groups and the public with valuable information that supports the formulation of public safety policy in the areas of law enforcement and crime prevention.

Maine's law enforcement community and its partners in the public and private sectors has a long-standing reputation of hard work and collaboration that has traditionally made Maine one of the safest states in the country.

We are sincerely grateful for the continued participation by Maine's police chiefs and sheriffs in this valuable program.

Sincerely,

Colonel William G. Ross  
Maine State Police

---

++ INTEGRITY ++ ++ FAIRNESS ++ ++ COMPASSION ++ ++ EXCELLENCE ++

(207) 624-7200 (Voice)

(207) 287-3659 (Fax)

TTY User: 711

# **TABLE OF CONTENTS**

---

Dedication Page .....	1 - 3
Introduction .....	4 - 5
Maine UCR Program Development .....	6
NIBRS Offense Definitions .....	7 - 9
State of Maine Profile .....	10
Contributing Law Enforcement Agencies .....	11
Crime in Maine 2023 NIBRS Flyer .....	12 - 13
2023 Crime Rate per 1,000 Population / 3 Year Crime Trends .....	14 - 18
NIBRS 2023 County Crime Analysis .....	16 – 26
NIBRS 2023 Crime Rates for 3-year span .....	27
NIBRS 2023 Group A Offenses by Month .....	28 - 29
Violent Crimes .....	30 - 35
Crimes Against Person .....	36 - 60
Murder and Non-Negligent Manslaughter Crime Charts .....	37 - 46
Aggravated Assault Crime Charts .....	47 - 50
Domestic Violence Assaults by County Chart .....	51 - 52
Sex Offenses Crime Charts .....	53 - 56
Kidnapping / Abduction Crime Charts .....	57 - 60
Crimes Against Property .....	61 - 83
Robbery Crime Charts .....	63 - 66
Burglary/Breaking & Entering Crime Charts .....	67 - 70
Larceny/Theft Crime Charts .....	71 - 75
Motor Vehicle Theft Crime Charts .....	76 - 79
Fraud Crime Charts .....	80 - 83
Crimes Against Society .....	84 - 96
Drug/Narcotics & Drug Equipment Violations .....	86 - 90
Gambling Offenses .....	91
Pornography/Obscene Material Violations .....	92
Prostitution Violations .....	93
Weapon Law Violations .....	94
Animal Cruelty Violations .....	95
Crimes Against Society by County .....	96
Arrests .....	97 - 111
Hate Crime Reports .....	112 - 120
Law Enforcement Officers Killed or Assaulted .....	121 - 124
Law Enforcement Employee Count .....	125- 128
NIBRS Agency Crime Overview 2021 .....	129 - 261



## DEDICATION

---

This publication is dedicated to Maine's fallen heroes, the 87 police officers who have died in the line of duty. Their names are engraved in granite on the Maine Law Enforcement Officer's Memorial in Augusta, next to the State House. The memorial was dedicated on May 25, 1991, following a fundraising effort by the Maine Chiefs of Police Association. Uniform Crime Reporting assisted that effort by providing historical research on each officer.

The Maine Uniform Crime Reporting Program joins the criminal justice community in the state of Maine in extending sincere sympathy to the families of these law enforcement officers killed in the line of duty in Maine's history.

**EBENEZER PARKER** January 1808, Cumberland SO  
**JOHN T. DOWNS** January 28, 1811, Washington SO  
**JAMES P. ROBBINS** June 14, 1879, Rockland PD  
**WILLIAM LAWRENCE** September 3, 1883, Bath PD  
**THOMAS F. MALLOY** October 9, 1884, Kennebec SO  
**RUFUS R. LISHNESS** November 4, 1884, Augusta PD  
**CHARLES W. NILES** November 8, 1886, Maine Warden Service  
**LYMAN O. HILL** November 8, 1886, Maine Warden Service  
**GRANVILLE A. HAYDEN** April 30, 1893, Aroostook SO  
**HARRISON A. WHITMAN** November 18, 1893, Oxford SO  
**PATRICK H. JORDAN** March 7, 1903, Bangor PD  
**JOHN WEBSTER** November 22, 1911, Hancock SO  
**EDWARD FINN** November 22, 1922, Hancock SO  
**MAURICE D. BEANE** June 18, 1913, Passadumkeag PD  
**HAROLD C. HILLMAN** December 21, 1914 Aroostook SO  
**CHARLES E. McINTOSH** December 15, 1915 Portland PD  
**JOSEPH GOULET** June 15, 1920, Biddeford PD  
**ARTHUR G. DEAG** July 19, 1921, Maine Warden Service  
**LESLIE ROBINSON** October 8, 1921, Maine Warden Service  
**MERTLEY E. JOHNSTON** November 14, 1922 Maine Warden Service  
**DAVID F. BROWN** November 14, 1922, Maine Warden Service  
**EMERY O. GOOCH** August 9, 1924, Maine State Police  
**FRED A. FOSTER** August 30, 1925, Maine State Police  
**LEE H. PARKER** September 1, 1927 Maine Warden Service  
**FRANK C. WING** August 19, 1928, Maine State Police  
**SHELDON L. JONES** May 17, 1930, Augusta PD  
**MICHAEL T. CONNOLLY** August 15, 1930 Portland PD  
**HANS P. SMITH** September 16, 1930, Portland PD  
**JOSEPH HONORE DUTREMBLE** April 8, 1932, Biddeford PD  
**EDWARD F. O'DONNELL** July 29, 1932, Biddeford PD  
**FRANK H. CURTIS** November 18, 1932, Aroostook SO  
**REUBEN BLACKMAN** May 5, 1933, Lincoln SO  
**JEAN BAPTISTE JALBERT** May 13, 1933, Maine Warden Service

## DEDICATION

---

**ROBERT L. MOORE** October 22, 1935, Maine Warden Service  
**THOMAS E. GIGGEY** November 24, 1936, Fort Fairfield PD  
**JOHN D. CHAPMAN** February 16, 1938, Rockland PD  
**THAXTERM. REARDON** June 5, 1938, Millinocket PD  
**KARL A. JACOBSON** November 13, 1958, National Park Service  
**E. DEAN PRAY** August 20, 1940, Cumberland SO  
**RANDALL E. SHELLEY** June 3, 1946, Maine Warden Service  
**CLAUDE W. KIMBALL** September 17, 1948, Penobscot SO  
**NORMAN C. PHILBRICK** July 7, 1949, Auburn PD  
**FRANCIS A. MURRAY** June 28, 1950, Bangor PD  
**HOWARD W. EYE** August 18, 1951, Calais PD  
**GEORGE E. TOWNSEND** August 27, 1956, Maine Warden Service  
**PAUL J. SIMARD** July 7, 1958, Lewiston PD  
**PIERRE A. HARNOIS** May 14, 1959, Westbrook PD  
**FRANK E. ROSS JR.** September 4, 1959, Knox SO  
**FRANK J. BUZYNSKI** September 4, 1959, Knox SO  
**JOHN E. SUTTON** September 20, 1963, University of Maine Orono PD  
**CHARLES C. BLACK** July 9, 1964, Maine State Police  
**HERBERT E. TOWNE** November 18, 1964, Newport PD  
**RALPH W. HEATH** October 29, 1965, Baxter State Park  
**DALE A. MacDONALD** November 26, 1965, Somerset SO  
**RALPH A. CHASE** January 1, 1966, Gardiner PD  
**JEAN C. MONDVILLE** October 29, 1966, Biddeford PD  
**R. LYLE FROST JR.** July 1, 1968, Maine Warden Service  
**RICHARD E. VARNEY** September 27, 1972, Maine Warden Service  
**ELLIOTT S. JOHNSON** September 1, 1973, Thomaston PD  
**LOUIS E. DAIGLE** November 6, 1974, Madawaska PD  
**FRANK H. ELLIOTT** December 15, 1976, Thomaston PD  
**CHARLES J. WILSON** March 2, 1977, Penobscot SO  
**TIMOTHY L. WILLARD** December 29, 1978, Paris PD  
**THOMAS J. MERRY** July 12, 1980, Maine State Police  
**RODNEY C. BONNEY** April 6, 1981, Auburn PD  
**CARROLL W. MILLETT** March 17, 1982, Paris PD  
**ROBERT J. GALLANT** September 11, 1982, Berwick PD  
**DONALD E. DAVEY** July 30, 1984, Lincoln SO  
**MICHAEL R. VEILLEUX** June 17, 1986, Maine State Police  
**JEFFREY L. BULL** May 9, 1987, Lebanon PD  
**DAVID R. PAYNE** July 23, 1988, Lewiston PD

## DEDICATION

---

**JOSIAH B. MAHAR** September 23, 1988 US Border Patrol  
**GILES R. LANDRY** March 31, 1989 Maine State Police  
**WILLIAM A. WILLIAMS** October 13, 1989 Oxford SO  
**JIM SWINT** October 1, 1990, Brunswick PD  
**WILLIAM F. HANRAHAN** November 21, 1992 Maine Warden Service  
**JEFFREY S. PAROLA** November 13, 1994, Maine State Police  
**JAMES A. GRIFFITH** April 15, 1996, Maine State Police  
**GLENN STRANGE** October 17, 1997, Maine State Police  
**NORMAN J. DUBE** November 7, 1997, Aroostook SO  
**CHARLES R. BAKER SR.** December 18, 1999, Somerset SO  
**DAVID J. RANCOURT** November 4, 2006, Androscoggin SO  
**DARYL R. GORDON** March 24, 2011, Maine Warden Service  
**NATHAN M. DESJARDINS** June 6, 2017, Fryeburg PD  
**MERLE D. NILES** May 29, 1961, Bath PD  
**EUGENE P. COLE** April 25, 2018, Somerset SO  
**BENJAMIN J. CAMPBELL** April 3, 2019, Maine State Police  
**LUKE GROSS** September 23, 2021, Hancock SO



## INTRODUCTION

---

The Uniform Crime Reporting (UCR) Program is a nationwide cooperative effort of over 16,000 city, county and state law enforcement agencies voluntarily reporting data on crime brought to their attention. Maine has 128 law enforcement agencies that contributed to the annual Crime in Maine publication. All 128 agencies contributed all 12 months of reports for the Crime in Maine 2023 publication. Law enforcement agencies represent the initial step in establishing an efficient statewide criminal justice information system (CJIS). Ideally, the UCR data will eventually merge with that of the other major components of the criminal justice system (i.e., prosecutors, courts, corrections) to form an integrated system for the exchange of vital management information. The availability of such data will allow for the provision of complete and timely criminal histories of offenders and their progress through the criminal justice system.

Since July 1973, the State Police have administered the program as a statewide, uniform method of collecting statistics on crime as it is reported to law enforcement and producing a reliable set of criminal statistics for use in law enforcement administration, operation and management. Additionally, Maine's statistics are forwarded monthly to the Federal Bureau of Investigation for inclusion in the annual Crime in the U.S. Report.

Over the years the UCR data has become one of Maine's and America's leading social indicators. Maine's citizens look to UCR as the primary information source on the nature and extent of crime, while criminologists, sociologists, legislators, state and local planners, the media and academicians use the statistics for wide and varied research and planning purposes.

## NATIONAL UCR REPORTING SYSTEM

During the 1920s the members of the International Association of Chiefs of Police formed the Committee on Uniform Crime Reporting with the intent to develop a standardized system of police statistics.

After much studying of state criminal codes nationwide and the methods of bookkeeping, the committee completed a reporting plan which identified seven basic offense definitions and data requirements.

In January of 1930, 400 cities representing 20 million inhabitants in 43 states began participating in the UCR program. In that same year Congress authorized the Attorney General to gather crime information. He in turn designated the FBI to serve as the national clearinghouse for the collection of crime statistics.

Since that time the FBI has continued to serve as the coordinator for the UCR program, which has since grown to a system representing over 16,000 municipal, county and state law enforcement agencies voluntarily reporting data on crimes brought to their attention.

The National Sheriffs Association in June 1966 established a Committee on UCR, serving in joint capacity with the IACP UCR committee in an advisory capacity, to encourage sheriffs throughout the country to participate in UCR. In 1979 a congressional mandate made Arson a Part I Index offense in the UCR program.

For over 62 years the UCR program virtually remained unchanged in terms of the amount and type of data collected and disseminated. By the 1980s it had become obvious the nature of modern-day law enforcement had outstripped the utilization of UCR system and was in need of a thorough evaluation.

Commencing in 1982 the FBI and the Bureau of Justice Statistics (BJS) began a joint venture to formulate a phased-in redesign effort intent upon meeting the needs of law enforcement into the 21st century. Utilizing the services of Abt Associates of Cambridge, Massachusetts, the joint steering committee produced a draft report entitled *Blueprint for the Future of the Uniform Crime Reporting Program*. Based on the recommendations of their 1985 report, the FBI and BJS have proceeded to implement significant revisions to the UCR system to include:

- the addition of significant new offenses
- increased information on victims, offenders, arrestees
- improved quality control
- expanded user services

The major point of revision is the change from a summary-based reporting program to incident-based reporting where information on each offense, offender, victim, and arrestee is linked by a common incident number.

## ***NATIONAL UCR REPORTING SYSTEM***

---

Based on the success of a pilot project in South Carolina, the FBI released the final data elements and offense specifications in July 1988. At that time Maine and other state programs commenced a careful implementation of the enhanced program, now known as the National Incident Based Reporting System (NIBRS).

Due to the increased reporting requirements of the new program, the FBI is encouraging a phased-in transition where law enforcement agencies will be able to adopt the new program as they acquire the data-processing capabilities. It is anticipated that many states will be operating a dual collection program with some departments reporting under summary-based guidelines while others with automated records systems will make a quick transition.

### ***OBJECTIVES OF UNIFORM CRIME REPORTING***

---

The fundamental objective of the Uniform Crime Reporting Program is to produce a reliable set of criminal statistics on a state and national basis for use in law enforcement administration, operation, and management. This compiled data is also intended for the use of other professionals and scholars who have an interest in the crime problem. At the same time, this information is important as a reference source for the general public as an indicator of the crime factor in our society. The objectives of the Maine Uniform Crime Reporting Program are:

1. Inform the governor, legislature, other governmental officials, and the public as to the nature of the crime problem in Maine - its magnitude and its trends.
2. Provide law enforcement administrators with criminal statistics for administrative and operational use.
3. Determine who commits crimes by age and sex, in order to find the proper focus for crime prevention and enforcement.
4. Provide proper base data and statistics to measure the workload and effectiveness of Maine's Criminal Justice System.
5. Provide base data and statistics for research to improve the efficiency, effectiveness, and performance of criminal justice agencies.

6. Provide base data and statistics to measure the effects of prevention and deterrence programs.

7. Provide base data to assist in the assessment of social and other causes of crime for the development of theories of criminal behavior.

### ***STATEMENT OF POLICY FOR RELEASE OF UCR STATISTICAL INFORMATION***

---

*The following regulations will be observed by this agency concerning the release of UCR statistical information. Employees of this agency will observe these procedures and will not deviate from this policy without the express consent of the Supervisor, UCR Division. All information to be released will originate from, and will be approved prior to being released by, the UCR Division.*

#### **REGULATIONS**

1. This agency will publish an annual report reflecting crime in Maine. This report will be distributed to the Governor, to members of the Legislature, to the Attorney General, to law enforcement agencies or to any agency or committee dedicated to law enforcement or criminal justice work.

2. Published reports will be released to the abovenamed agencies prior to their being released to individuals or agencies extraneous to the criminal justice community.

3. UCR Information requests: *No person or agency will be furnished statistical information which has not previously been published, concerning any individual agency's report, without the written consent of the Chief Administrator of that agency. The Uniform Crime Reporting division will maintain for one year a copy of the information released along with the request and the authority of release.*

A. Information contained in the published annual report may be released via phone, letter, etc., to any interested party.

B. All requests for unpublished information from agencies or individuals should be directed by letter to the Supervisor, UCR Division. These special requests will be honored only with the written consent of the agency whose statistics are requested.

C. Law enforcement agencies may receive interim, unpublished specialized reports identifying their agency only, providing the request is not unreasonable. Law enforcement agencies may also receive their respective county totals along with state or district totals.

## MAINE UCR PROGRAM DEVELOPMENT

The Maine UCR Program started July 15, 1973, as a module of the Comprehensive Data System Program. It was originally funded by LEAA Discretionary Grant No. 74-DF-01-0001 to the Maine Criminal Justice Planning and Assistance Agency with the State Bureau of Identification, Bureau of State Police, as the implementing subgrantee.

On July 1, 1974, the Maine UCR system was certified as operational by Director Clarence Kelly of the FBI, and Maine became the 22nd state to have a Uniform Crime Reporting System. Forty-one states have state-level Uniform Crime Reporting systems acting as effective intermediaries between the FBI and local contributors.

*Crime in Maine July–December 1974* was our first publication. This year we are publishing our forty-eighth publication. All publications have been well received, and the accumulated information becomes more valuable and widely used each year. *Crime in Maine 2021* itself is a product of new technology utilizing the new NIBRS reporting data elements.

Following the completion of the UCR program's high level design specifications for the FBI's new National Incident-Based Reporting System (NIBRS), Maine identified a software vendor capable of delivering a NIBRS compliant repository package. July 2004 Maine was certified with the FBI to submit NIBRS data from reporting agencies. A number of agencies tested their RMS systems and were certified to submit NIBRS data vs. Summary. In order to keep with the same format for Crime in Maine publication these agencies crime reports were translated down to summary crime numbers to keep crime reporting on the same level as previous publications.

## Maine Authority:

The Maine Uniform Crime Reporting Act was passed by the Special Session of the 106th Legislature and was signed into law by the Honorable GOVERNOR KENNETH M. CURTIS on February 28, 1974.

### **AN ACT RELATING TO THE INSTALLATION OF A UNIFORM CRIME REPORTING SYSTEM**

*Revised Statutes, Title 25, Section 1544, amended. Section 1544 of Title 25 is amended by adding the new paragraph at the end to read as follows:*

It shall be the duty of all state, county, and municipal law enforcement agencies, including those employees of the University of Maine appointed to act as policemen, to submit to the State Bureau of Identification uniform crime reports, to include such information as is necessary to establish a Criminal Justice Information System and to enable the supervisor to comply with section 1544. It shall be the duty of the Bureau to prescribe the form, general content, time, and manner of submission of such uniform crime reports. The Bureau shall correlate the reports submitted to it and shall compile and submit to the Governor and Legislature annual reports based on such reports. A copy of such annual reports shall be furnished to all law enforcement agencies.

The Bureau shall establish a category for abuse by adults of family or household members and a category for crimes that manifest evidence of prejudice based on race, religion, sexual orientation, ethnicity, or disability that are supplementary to its other reported information. The Bureau shall prescribe the information to be submitted in the same manner as for all other categories of the uniform crime reports.

### **Maine NIBRS Repository Program – Beyond2020**

Maine utilizes a NIBRS repository for all NIBRS data submitted by local, state and county law enforcement agencies. This program is also available to the public to search for statistics they are researching.

The website is: <https://me.beyond2020.com/>

Once you bring up the website there are prebuilt reports where you can look up statistics.

If there are any questions you can contact the UCR office at [Maine.IBR@maine.gov](mailto:Maine.IBR@maine.gov)

## **Group A Offense Definitions**

**Animal Cruelty:** Intentionally, knowingly, or recklessly taking an action that mistreats or kills any animal without just cause, such as torturing, tormenting, mutilation, maiming, poisoning, or abandonment.

**Arson:** To unlawfully and intentionally damage or attempt to damage any real or personal property of another person or entity by fire or incendiary device.

**Aggravated Assault:** An unlawful attack by one person upon another wherein the offender uses a dangerous weapon or displays it in a threatening manner, or the victim suffers obvious severe or aggravated bodily injury, or where there was a risk for serious injury/intent to seriously injure.

**Simple Assault:** An unlawful physical attack by one person upon another where neither the offender displays a dangerous weapon, nor the victim suffers obvious severe or aggravated bodily injury involving apparent broken bones, loss of teeth, possible internal injury, severe laceration, or loss of consciousness.

**Intimidation:** To unlawfully place another person in reasonable fear of harm through the use of threatening words and/or other conduct without displaying a dangerous weapon or subjecting the victim to an actual physical attack.

**Bribery:** The offering, giving, receiving, or soliciting anything of value (e.g., a bribe, gratuity, or kickback) to sway the judgment or action of a person in a position of trust or influence.

**Burglary/Breaking & Entering:** The unlawful entry into a building or some other structure to commit a felony or a theft.

**Counterfeiting/Forgery:** The altering, copying, or imitating of something, without authority or right, with the intent to deceive or defraud by passing the copy or thing altered or imitated as that which is original or genuine, or the selling, buying, or possession of an altered, copied, or imitated thing with the intent to deceive or defraud.

**Destruction/Damage/Vandalism of Property:** To destroy willfully or maliciously, damage, deface, or otherwise injure any public or private property without the consent of the owner or the person having custody or control of it.

**Drug/Narcotic Violations:** The unlawful cultivation, manufacture, distribution, sale, purchase, use, possession, transportation, or importation of any controlled substance.

**Drug Equipment Violations:** The unlawful manufacture, sale, purchase, possession, or transportation of equipment or devices utilized in preparing and/or using drugs or narcotics.

**Embezzlement:** The unlawful misappropriation by an offender to his/her own use or purpose of money, property, or some other thing of value entrusted to his/her care, custody, or control.

**Extortion/Blackmail:** To lawfully obtain money, property, or any other thing of value, either tangible or intangible, through the use or threat of force, misuse of authority, threat of criminal prosecution, threat of destruction of reputation or social standing, or through other coercive means.

**False Pretenses/Swindle/Confidence Game:** The intentional misrepresentation of existing fact or condition or the use of some other deceptive scheme or device to obtain money, goods, or other things of value.

**Credit Card/Automated Teller Machine Fraud:** The unlawful use of a credit (or debit) card or automated teller machine for fraudulent purposes.

**Impersonation:** Falsely representing one's identity or position and acting in the character or position thus unlawfully assumed to deceive others and thereby gain a profit or advantage, enjoy some right or privilege, or subject another person or entity to an expense, charge, or liability that would not have otherwise been incurred.

**Welfare Fraud:** The use of deceitful statements, practices, or devices to unlawfully obtain welfare benefits.

**Wire Fraud:** The use of an electric or electronic communications facility to intentionally transmit a false and/or deceptive message in furtherance of a fraudulent activity.

**Identity Theft:** Wrongfully obtaining and/or using another person's personal data.

**Hacking/Computer Invasion:** Gaining access to another person's or institution's computer software, hardware, or networks without authorized permissions.

**Betting/Wagering:** To unlawfully stake money or something else of value on the happening of an uncertain event or on the ascertainment of a fact in dispute.

**Operating/Promoting/Assisting Gambling:** To unlawfully operate, promote, or assist in the operation of a game of chance, lottery, or other gambling activity.

**Gambling Equipment Violations:** To unlawfully manufacture, sell, buy, possess, or transport equipment, devices, and/or goods used for gambling purposes.

**Sports Tampering:** To unlawfully alter, meddle in, or otherwise interfere with a sporting contest or event for the purpose of gaining a gambling advantage.

**Murder and nonnegligent Manslaughter:** The willful (nonnegligent) killing of one human being by another.

**Negligent Manslaughter:** The killing of another person through gross negligence.

**Human Trafficking, Commercial Sex Acts:** Inducing a person by force, fraud, or coercion to participate in commercial sex acts, or in which the person induced to perform such act(s) has not attained 18 years of age.

**Human Trafficking, Involuntary Servitude:** The obtaining of person(s) through recruitment, harboring, transportation, or provision, and subjecting such persons by force, fraud, or coercion into involuntary servitude, peonage, debt bondage, or slavery (not to include commercial sex acts).

**Kidnapping/Abduction:** The unlawful seizure, transportation, and/or detention of a person against his/her will or of a minor without the consent of his/her custodial parent(s) or legal guardian.

**Pocket Picking:** The theft of articles from another person's physical possession by stealth where the victim is not immediately aware a theft occurred.

**Purse Snatching:** The grabbing or snatching of a purse, handbag, etc., from the physical possession of another person.

**Shoplifting:** The unlawful taking of goods or merchandise exposed for sale by a person (other than an employee).

**Theft from a Building:** The unlawful taking of items from within a building which is either open to the general public or to which the offender has legal access.

**Theft from Coin-Operated Machine or Device:** The unlawful taking of items from a machine or device that is operated or activated by the use of coins.

**Theft from Motor Vehicle (except theft of Motor Vehicle Parts of Accessories):** The unlawful taking of articles from a motor vehicle, locked or unlocked.

**Theft of Motor Vehicle Parts or Accessories:** The unlawful taking of any part or accessory affixed to the interior or exterior of a motor vehicle in a manner which would make the item an attachment of the vehicle or necessary for its operation.

**All Other Larceny:** All Thefts which do not fit any of the Larceny/Theft or specific subcategories identified in UCR.

**Motor Vehicle Theft:** The theft of a motor vehicle.

**Pornography/Obscene Material:** The violation of laws or ordinances prohibiting the manufacture, publishing (publication), distributing (distribution), sale, purchase, or possession of sexually explicit material deemed legally obscene.

**Prostitution:** To engage in commercial sex acts for anything of value.

**Assisting or Promoting Prostitution:** To solicit customers or transport persons for prostitution purposes; to own, manage, or operate a dwelling or other establishment for the purpose of providing a place where prostitution is performed; or otherwise assist or promote prostitution.

**Purchasing Prostitution:** To purchase or trade anything of value for sex acts.

**Robbery:** The taking of anything of value from the control, custody, or care of another person by force or threat of force and/or by putting the victim in fear of immediate harm.



**Rape:** The carnal knowledge of a person, without the consent, of the victim, including instances where the victim is unable to give consent because of his/her age or because of his/her temporary or permanent mental or physical incapacity.

**Sodomy:** Oral or anal sexual intercourse with another person, without the consent of the victim, including instances where the victim is unable to give consent because of his/her age or because of his/her temporary or permanent mental or physical incapacity.

**Sexual Assault with an Object:** The use of an object or instrument to unlawfully penetrate, however slightly, the genital or anal opening of the body of another person, without the consent of the victim, including instances where the victim is unable to give consent because of his/her age or because of his/her temporary or permanent mental or physical incapacity.

**Fondling:** The touching of the private body parts of another person for the purpose of sexual gratification, without the consent of the victim, including instances where the victim is unable to give consent because of her/her age or because of his/her temporary or permanent mental or physical incapacity.

**Incest:** Non-forcible sexual intercourse between person who are related to each other within the degrees wherein marriage is prohibited by law.

**Statutory Rape:** Non-forcible sexual intercourse with a person who is under the statutory age of consent.

**Stolen Property Offenses:** Buying, receiving, possessing, selling, concealing, or transporting any property with the knowledge that it has been unlawfully taken, as by burglary, embezzlement, fraud, larceny, robbery, etc.

**Weapon Law Violations:** The violation of laws or ordinances prohibiting the manufacture, sale, purchase, transportation, possession, concealment, or use of firearms, cutting instruments, explosives, incendiary devices, or other deadly weapons.

### **Group B Offense Definitions**

**Curfew/Loitering/Vagrancy Violations:** The violation of a court order, regulation, ordinance, or law requiring the withdrawal of persons from the streets or other specified areas; prohibiting persons from remaining in an area or place in an idle or aimless manner; or prohibiting persons from going from place to place without a visible means of support.

**Disorderly Conduct:** Any behavior that tends to disturb the public peace or decorum, scandalize the community, or shock the public sense of morality.

**Driving Under the Influence:** Driving or operating a motor vehicle or common carrier while mentally or physically impaired as the result of consuming an alcoholic beverage or using a drug narcotic.

**Family Offenses, Nonviolent:** Unlawful, nonviolent acts by a family member (or legal guardian) that threaten the physical, mental, or economic well-being or morals of another family member and that are not classifiable as other offenses such as assault, incest and statutory rape.

**Liquor Law (except Driving Under the Influence):** The violation of laws or ordinances prohibiting the manufacture, sale, purchase, transportation, possession, or use of alcoholic beverages.

**Trespass of Real Property:** To unlawfully enter, land, a dwelling, or other real property.

**All Other Offenses:** All Crimes that are not Group A offenses and not included in one of the specifically names Group B crime categories previously listed.

## PROFILE OF THE STATE OF MAINE:

*This profile is presented to provide some general knowledge and facts about the state of Maine. It is hoped that this information might assist in understanding the environment in which reported crime incidence and arrest data detailed in this report occurred.*

### **Facts about Maine...**

- ◆ Summer temperatures averaging 70°F and winter temperatures averaging 20°F
- ◆ Maine is 320 miles long and 210 miles wide with a total area of 33,215 square miles, or about as big as all the other five New England states combined. Maine consists of 16 counties with 23 cities, 432 towns, 34 plantations and 429 unorganized townships. Has one county (Aroostook) so big, 6,453 square miles, that it actually covers an area greater than the combined size of Connecticut and Rhode Island.
- ◆ Maine has 65 lighthouses including Portland Head Light commissioned by George Washington. It also boasts of 6,000 lakes and ponds, 37,000 miles of rivers and streams, 17.5 million acres of forestland and 5,500 beautiful miles of coastline, including that of its 2,000 islands.
- ◆ Population for Maine in 2023: 1,462,730
- ◆ Became the 23rd state on March 15, 1820. 2020 marked Maine's Bicentennial.

**State Animal:** Moose

**State Berry:** Wild Blueberry

**State Bird:** Chickadee

**State Cat:** Maine Coon

**State Fish:** Landlocked Salmon

**State Flower:** White Pine Cone

**State Herb:** Wintergreen

**State Insect:** Honeybee

**State Motto:** Dirigo (I Lead)

**State Soft Drink:** Moxie

**State Treat:** Whoopie Pie

**State Tree:** White Pine

**State Fruit:** Wild Blueberries

**State Gemstone:** Tourmaline

**State Fossil:** *Pertica Quadripara* **State Song:** "State of Maine Song" by Roger Vinton Snow

### **Maine Products:**

**Blueberries** — Blueberry plants are plentiful in Maine because their hardy nature allows them to withstand the harsh weather and rough soil that are common in the rural parts of this state. With over 98% of the nation's low bush blueberries harvested in Maine this fruit has become one of Maine's larger exports. Blueberries are commonly used in jams, jellies, pies, and fruit salads.

**Maine Lobsters** — This tough-looking shellfish thrives in the cold waters off the coast of Maine. Fresh Maine lobsters are enjoyed by people all over the world, making this crustacean a vital part of Maine's economy. Over 90% of the nation's lobsters are caught all along the Maine coast. Over 93 million pounds of lobsters were harvested in 2023. The total of all shellfish and fin harvested was approximately 204 million pounds with a total value of approximately \$611 million in 2023.

**Potatoes** — Maine ranks as one of the top three potato-producing states in the country. These hardy vegetables are predominantly grown in the Northern Maine area known as Aroostook County.

**Maple Syrup** — Maine maple syrup is usually harvested during the cold winter months from the thousands of maple trees which dot the Maine countryside. Over 11% of the nation's maple syrup comes from the state of Maine.

**Pulp, Paper, and Wood Products** — Almost 89% of Maine is forested, making it a prime location for the production of wood and paper products. Maine is currently the home of many of the largest paper-producing mills in the country. Many forms of Maine paper products are used in schools and offices throughout the country.

**Apples** — Every fall, orchards all over the state are bustling with activity as apples become ripe for picking. Many different varieties of apples are grown in the state of Maine, including Macintosh and Yellow Delicious. In 2016, approximately 36,500,000 bushels of apples were harvested in Maine.

**Tourmaline** — This gemstone has the distinction of being the official mineral of Maine. Tourmaline stones can be found in a variety of colors ranging from black to light pink and are often fashioned into beautiful jewelry. In the late 1800s, Maine became established as one of the best places in North America for tourmaline mining.

**CONTRIBUTING LAW ENFORCEMENT AGENCIES:**

Maine Law Enforcement agencies are required by Maine Statute Title 25, Section 1544 to submit their agencies monthly crime stats. Agencies that have participated in 2023 data collection are listed below.

Androscoggin County SO	Gardiner PD	Phippsburg PD
Aroostook County SO	Gorham PD	Piscataquis County SO
Ashland PD	Gouldsboro PD	Pittsfield PD
Auburn PD	Greenville PD	Portland PD
Augusta PD	Hallowell PD	Presque Isle PD
Baileyville PD	Hampden PD	Rangeley PD
Bangor PD	Hancock County SO	Richmond PD
Bar Harbor PD	Holden PD	Rockland PD
Bath PD	Houlton PD	Rockport PD
Belfast PD	Islesboro PD	Rumford PD
Berwick PD	Jay PD	Sabattus PD
Biddeford PD	Kennebec County SO	Saco PD
Boothbay Harbor PD	Kennebunk PD	Sagadahoc County SO
Brewer PD	Kennebunkport PD	Sanford PD
Bridgton PD	Kittery PD	Scarborough PD
Brunswick PD	Knox County SO	Searsport PD
Bucksport PD	Lewiston PD	Skowhegan PD
Buxton PD	Limestone PD	Somerset County SO
Calais PD	Lincoln County SO	South Berwick PD
Camden PD	Lincoln PD	South Portland PD
Cape Elizabeth PD	Lisbon PD	South West Harbor PD
Capitol Police	Livermore Falls PD	Thomaston PD
Caribou PD	Machias PD	Topsham PD
Carrabassett Valley PD	Madawaska PD	UMF—Farmington
Clinton PD	Maine Drug Enforcement Agency	UMO—Orono
Cumberland County SO	Maine State Police	USM—Gorham
Cumberland PD	Mechanic Falls PD	Veazie PD
Damariscotta PD	Mexico PD	Waldo County SO
Dexter PD	Milbridge PD	Waldoboro PD
Dover-Foxcroft PD	Milo PD	Washburn PD
East Millinocket PD	Monmouth PD	Washington County SO
Eastport PD	Newport PD	Waterville PD
Eliot PD	North Berwick PD	Wells PD
Ellsworth PD	Norway PD	Westbrook PD
Fairfield PD	Oakland PD	Wilton PD
Falmouth PD	Ogunquit PD	Windham PD
Farmington PD	Old Orchard Beach PD	Winslow PD
Fire Marshals' Office	Old Town PD	Winter Harbor PD
Fort Fairfield PD	Orono PD	Winthrop PD
Fort Kent PD	Oxford County SO	Wiscasset PD
Franklin County SO	Oxford PD	Yarmouth PD
Freeport PD	Paris PD	York County SO
Fryeburg PD	Penobscot County SO	York PD

**Before you read *Crime in Maine 2023*, please take a minute to read the following information in order to better understand some of the changes to the data contained within the publication.**

*Crime in Maine 2023* is the third Crime in Maine publication to report out only ***Incident Based Reporting*** (IBR) data. Up until 2021, the FBI utilized summary ***Uniform Crime Reporting*** (UCR) data collection. The end of 2020 marked the end date for summary UCR data collection, which had been in place since the 1920s. The transition to IBR data collection means that multiple things have changed in comparison to summary UCR, which may cause some confusion if you try to compare IBR data against summary data from previous years.

The first thing to bear in mind is that IBR data collection is a different data set with different collection rules, so that comparison against summary UCR data is often not “apples to apples”. In essence, we are beginning at year zero in terms of a lot of data comparison to previous years, due to the transition to IBR reporting. For example, IBR collects data as related to 29 offense categories, compared to summary UCR’s 8 categories. This has a direct impact on things like overall crime rate for Maine, as IBR is now collecting overall reported crime totals from 21 more categories than summary UCR. That doesn’t mean the crimes didn’t exist prior to 2021. It just means there was no mechanism in place to count and report them under summary UCR.

While some of the category names remain the same from summary UCR, what is collected under the category name, may now be different. For example, summary UCR had the single category of Theft. Now in IBR, there is no single category of Theft. Instead, IBR has multiple categories, such as purse snatching, shoplifting, and theft from a motor vehicle. While these categories provide more detailed insight into the type of theft that occurred, it makes it very difficult to compare against summary UCR data, as all IBR theft categories would need to be added together to come up with an approximation of the old summary UCR theft category. Similarly, summary UCR had a single category for Rape, whereas IBR has three separate categories of Rape, Sodomy and Object Rape. All three of those categories would have been collected under the single rape category in summary UCR.

One other thing to bear in mind is that IBR data is a “living” data set. That means that crime totals from prior years may have changed over time due to agencies submitting updated information or new incidents that haven’t been submitted previously. Changes would be submitted even though we are not in that current year. The FBI allows a 2-year window to update incidents. This more accurately reflects the nature of crime investigation, since cases often continue to be worked on and solved by law enforcement long after the initial report is made. Again, this is substantially different from summary UCR, where the previous year would be closed from updates by the FBI in March of the following year. The static numbers of summary UCR were easier to work with for publications and comparisons over time but did not as accurately reflect the changing nature of crime statistics. ***Due to this, you will even see minor differences in totals for larger numbers in tables throughout Crime in Maine, as the publication’s tables were compiled over the course of several months.***

To this end, the FBI emphasizes that IBR should be utilized for recognizing general trends, not exact numbers, and comparisons against other agencies. One additional tool being offered by the State

to offset frustration from the changing numbers that come with a “living” data set is an online search, freely available to the public. The link to the online tool is listed at the bottom of page 6 of the *Crime in Maine 2023* publication.

If you have any questions about IBR rules, the statistics themselves, or how they are interpreted, please feel free to contact the UCR Unit of the Maine State Police at (207) 624-7276, or via email at [maine.IBR@maine.gov](mailto:maine.IBR@maine.gov). A copy of the FBI’s IBR Reporting Manual, which provides in-depth explanation as to how IBR reporting is determined and categorized, is also available at <https://le.fbi.gov/file-repository/nibrs-user-manual.pdf/view>.

## Statewide Crime for 2023

	NUMBER OF CRIMES	CRIME RATE (per 1,000)
Maine – Statewide	43,377	29.65

## Statewide by Offense Type

OFFENSE TYPE	NUMBER OF CRIMES	CRIME RATE (per 1,000)
Crimes Against Persons	13,370	9.14
Crimes Against Property	25,110	17.17
Crimes Against Society	4,897	3.35

## Violent Crimes – Murders, Rapes, Aggravated Assaults and Robberies

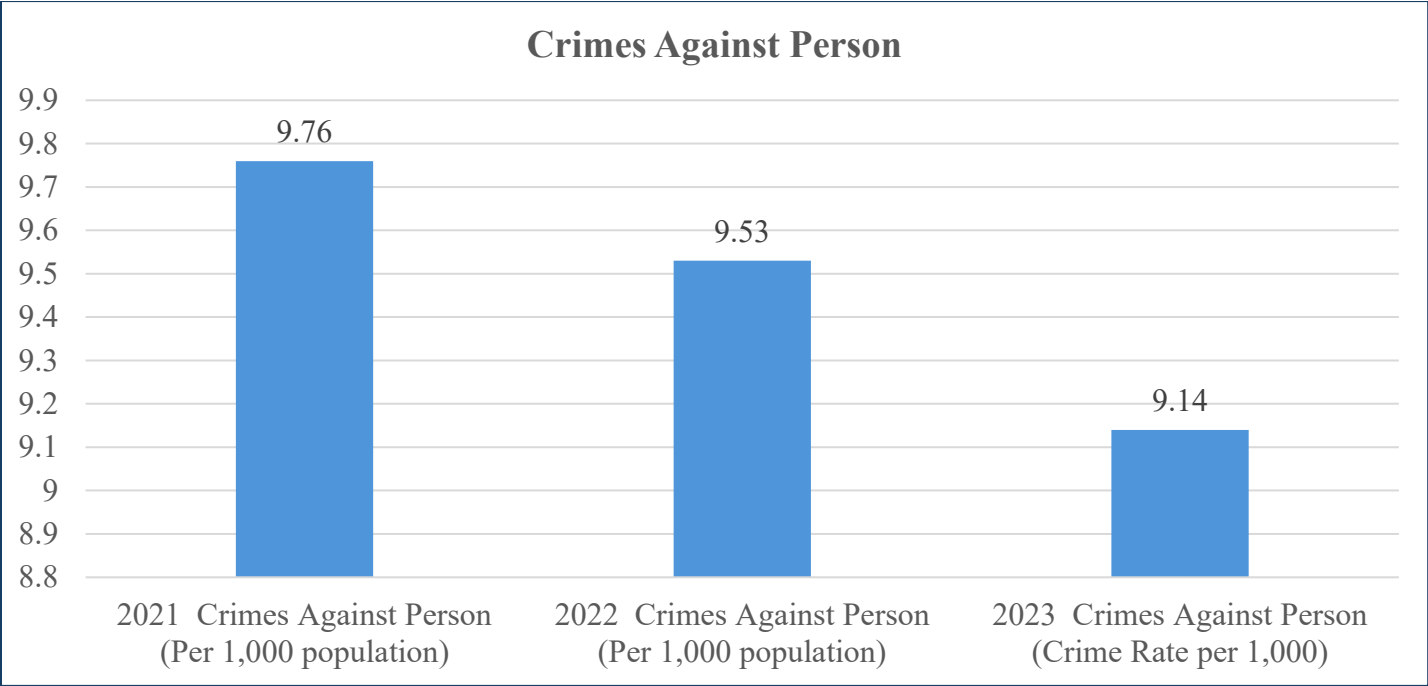
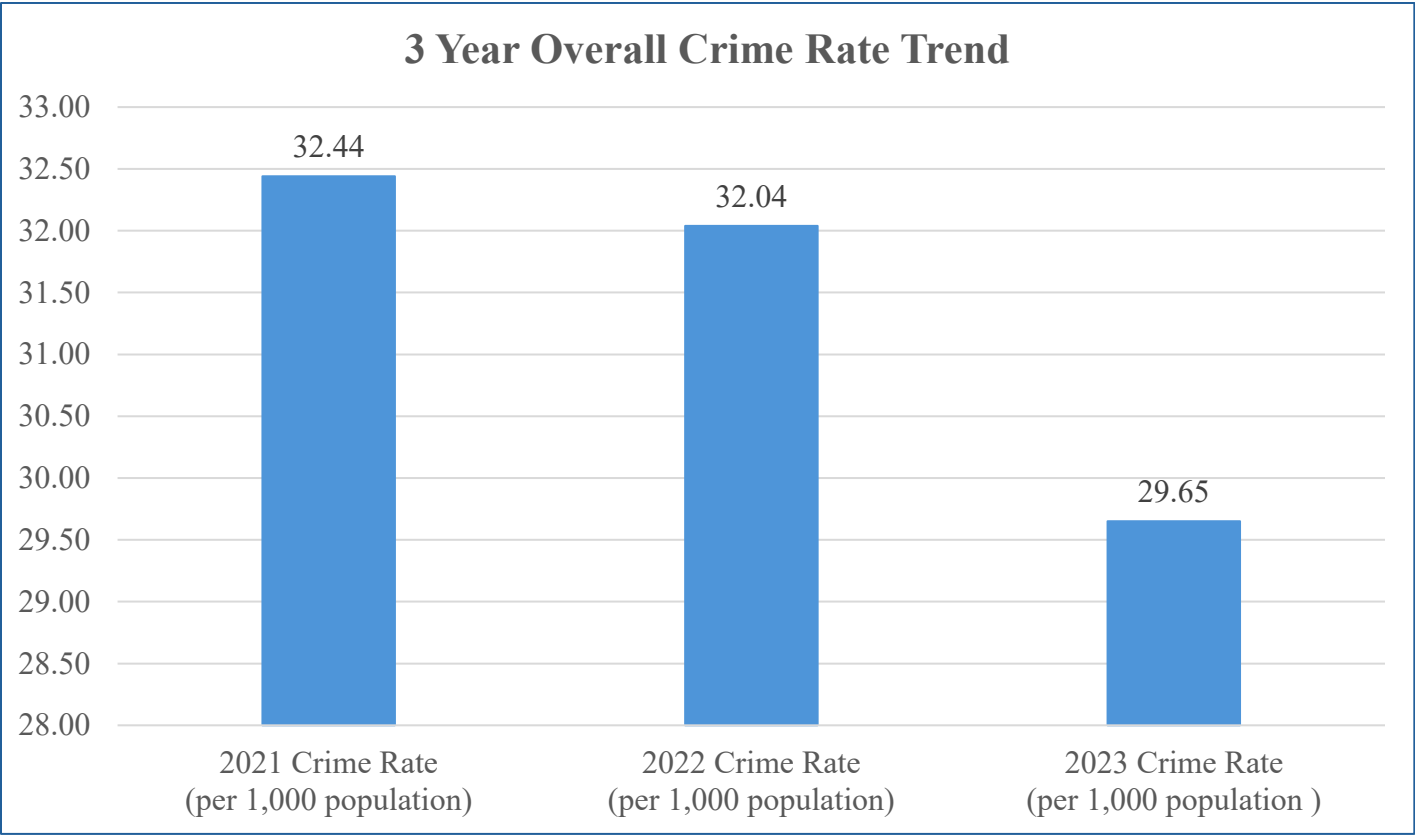
OFFENSE TYPE	NUMBER OF CRIMES	CRIME RATE (per 1,000)
Violent Crime – Overall Crime Rate	1,419	1.00
Murder and Non-Negligent Manslaughter	60 (victims)	0.04
Rape	387	0.26
Aggravated Assault	807	0.55
Robbery	165	0.11

Maine's Crime Rate for 2023 is 29.65 per 1,000 population  
Maine's Crime Rate for 2022 is 32.16 per 1,000 population  
(2022 Crime Rate updated due to updated data)

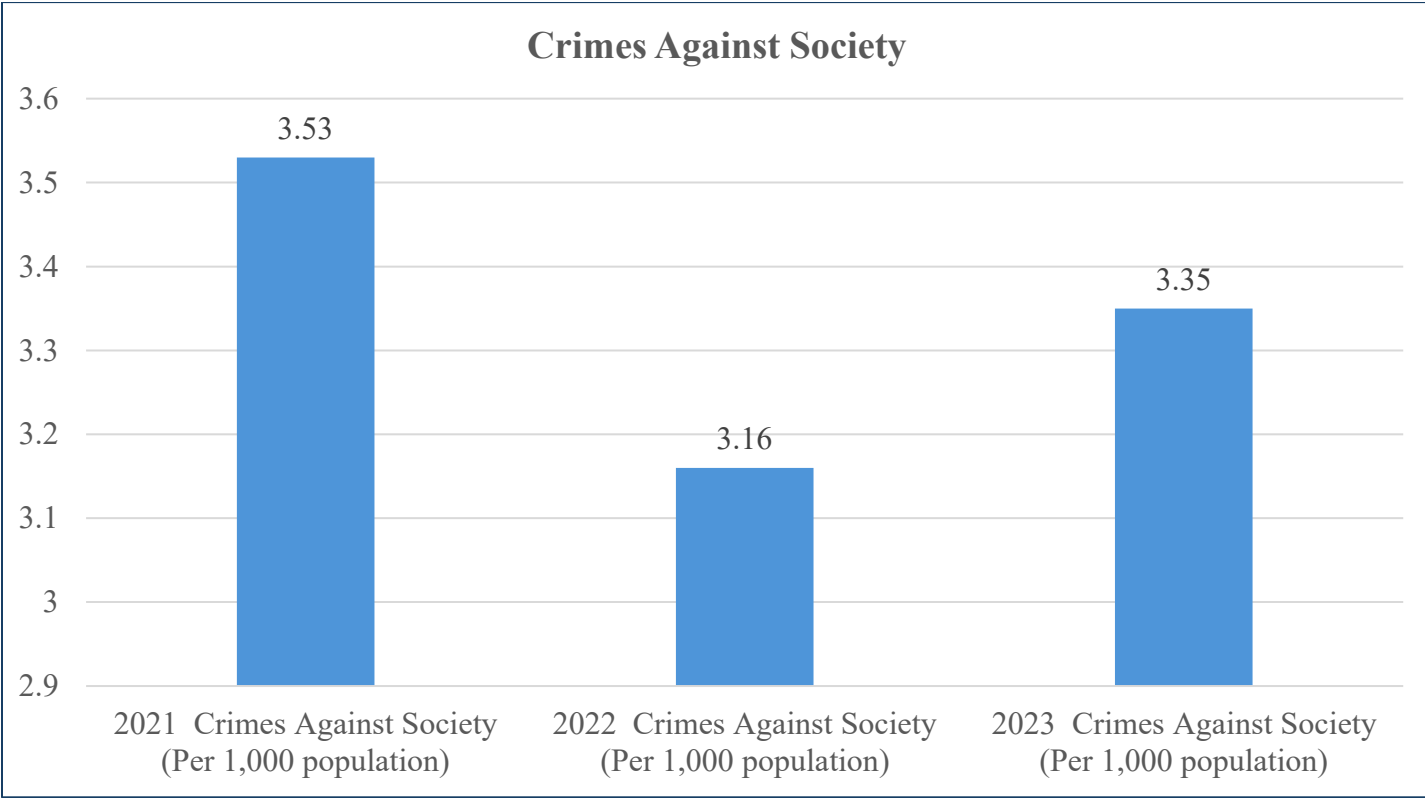

<b>Offense Type</b>	<b>2022 Number of Victims</b>	<b>2022 Crime Rate (per 1,000)</b>	<b>2023 Number of Victims</b>	<b>2023 Crime Rate (per 1,000)</b>
<b><i>Crimes Against Person</i></b>	<b><i>13,209</i></b>	<b><i>9.53</i></b>	<b><i>13,370</i></b>	<b><i>9.14</i></b>
Murder and Nonnegligent Manslaughter	28	0.02	60	0.04
Negligent Manslaughter	20	0.01	12	0.00
Kidnapping/Abduction	40	0.03	25	0.02
Rape	421	0.30	387	0.26
Sodomy	24	0.02	34	0.02
Sexual Assault With An Object	5	0.00	9	0.01
Fondling	416	0.30	425	0.29
Incest	13	0.01	17	0.01
Statutory Rape	63	0.05	57	0.04
Aggravated Assault	829	0.60	807	0.55
Simple Assault	6,932	5.00	6,767	4.63
Intimidation	4,415	3.19	4,767	3.26
Human Trafficking, Commercial Sex Acts	3	0.00	3	0.00
<b><i>Crimes Against Property</i></b>	<b><i>26,961</i></b>	<b><i>19.46</i></b>	<b><i>25,110</i></b>	<b><i>17.17</i></b>
Arson	161	0.12	156	0.11
Bribery	5	0.00	7	0.00
Burglary/Breaking & Entering	1,600	1.15	1,549	1.06
Counterfeiting/Forgery	486	0.35	514	0.35
Destruction/Damage/Vandalism of Property	5,804	4.19	5,221	3.57
Embezzlement	41	0.03	34	0.02
Extortion/Blackmail	69	0.05	59	0.04
False Pretenses/Swindle/Confidence Game	1,710	1.23	1,719	1.18
Credit Card/Automated Teller Machine Fraud	561	0.40	505	0.35
Impersonation	297	0.21	323	0.22
Welfare Fraud	10	0.01	14	0.01
Wire Fraud	111	0.08	92	0.06
Identity Theft	58	0.04	87	0.06
Hacking/Computer Invasion	7	0.01	6	0.00
Robbery	141	0.10	165	0.11
Pocket-picking	14	0.01	24	0.02
Purse-snatching	35	0.03	31	0.02

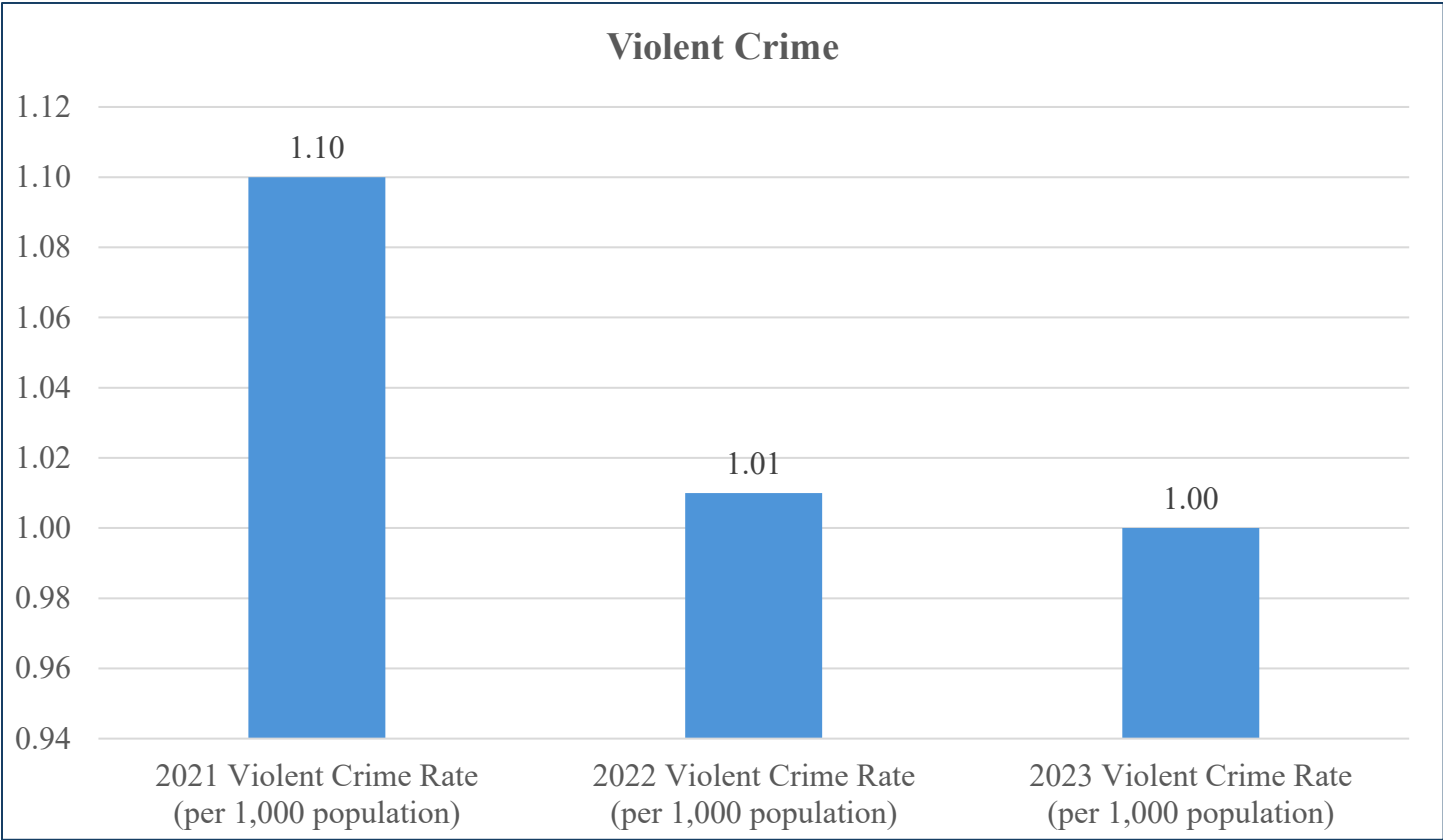
# Maine's Crime Rates Cont.

Offense Type	2022 Number of Victims	2022 Crime Rate (per 1,000)	2023 Number of Victims	2023 Crime Rate (per 1,000)
<b><i>Crimes Against Property Cont.</i></b>				
Shoplifting	3,275	2.36	3,092	2.11
Theft From Building	828	0.60	834	0.57
Theft From Coin Operated Machine or Device	10	0.01	6	0.00
Theft From Motor Vehicle	1,762	1.27	1,387	0.95
Theft of Motor Vehicle Parts/Accessories	503	0.36	216	0.15
All Other Larceny	8,321	6.01	7,796	5.33
Motor Vehicle Theft	1,027	0.74	1,100	0.75
Stolen Property Offenses	125	0.09	129	0.09
<b><i>Crimes Against Society</i></b>	<b>4,376</b>	<b>3.16</b>	<b>4,897</b>	<b>3.35</b>
Drug/Narcotic Violations	3,533	2.55	4,017	2.75
Drug Equipment Violations	214	0.15	161	0.11
Betting/Wagering	--	--	1	0.00
Operating/Promoting/Assisting Gambling	3	0.00	3	0.00
Gambling Equipment Violations	--	--	1	0.00
Pornography/Obscene Material	179	0.13	205	0.14
Prostitution	27	0.02	26	0.02
Assisting or Promoting Prostitution	10	0.01	33	0.02
Purchasing Prostitution	2	0.00	2	0.00
Weapon Law Violations	359	0.26	386	0.26
Animal Cruelty	49	0.04	62	0.04









## 2023 County Crime Analysis

### *Androscoggin County*

*January through December 2023*

Contributing Agency	Estimated Population	Crime Rate / 1,000	Crimes Against Person	Crimes Against Property	Crimes Against Society	Total Crimes	Clearance Rate
Androscoggin SO	29,368	17.20	195	266	44	505	42.77
Auburn PD	24,252	45.36	220	758	122	1,100	47.00
Lewiston PD	39,209	50.12	483	1,102	380	1,965	51.96
Lisbon PD	9,753	18.76	52	123	8	183	37.16
Livermore Falls PD	3,072	61.20	67	115	6	188	46.28
Mechanic Falls PD	3,121	27.23	25	53	7	85	38.82
Sabattus PD	5,127	16.19	32	34	17	83	66.27
<b><i>Androscoggin County Totals:</i></b>	<b><i>113,902</i></b>	<b><i>36.07</i></b>	<b><i>1,074</i></b>	<b><i>2,451</i></b>	<b><i>584</i></b>	<b><i>4,109</i></b>	<b><i>48.60</i></b>

### *Aroostook County*

*January through December 2023*

Contributing Agency	Estimated Population	Crime Rate / 1,000	Crimes Against Person	Crimes Against Property	Crimes Against Society	Total Crimes	Clearance Rate
Aroostook SO	34,694	9.40	141	144	41	326	59.20
Ashland PD	1,207	23.20	14	11	3	28	67.86
Caribou PD	7,461	21.98	50	68	46	164	91.46
Fort Fairfield PD	3,334	32.69	49	40	20	109	77.98
Fort Kent PD	4,139	13.29	23	28	4	55	63.64
Houlton PD	6,072	36.73	59	114	50	223	74.44
Madawaska PD	3,861	30.04	55	40	21	116	80.17
Presque Isle PD	8,629	69.07	215	343	38	596	47.32
Washburn PD	1,523	9.85	13	1	1	15	46.67
<b><i>Aroostook County Totals:</i></b>	<b><i>70,920</i></b>	<b><i>23.01</i></b>	<b><i>391</i></b>	<b><i>445</i></b>	<b><i>185</i></b>	<b><i>1,632</i></b>	<b><i>63.11</i></b>

## 2023 County Crime Analysis

### *Cumberland County*

*January through December 2023*

Contributing Agency	Estimated Population	Crime Rate / 1,000	Crimes Against Person	Crimes Against Property	Crimes Against Society	Total Crimes	Clearance Rate
Cumberland SO	72,262	15.44	258	770	88	1,116	37.72
Bridgton PD	5,756	19.98	42	67	6	115	77.39
Brunswick PD	21,867	30.41	123	421	121	665	64.81
Cape Elizabeth PD	9,601	6.67	11	49	4	64	6.25
Cumberland PD	8,664	6.23	7	45	2	54	12.96
Falmouth PD	13,057	16.93	37	173	11	221	46.61
Freeport PD	8,807	30.97	35	203	10	248	54.84
Gorham PD	17,506	12.34	51	130	35	216	50.93
Portland PD	68,390	39.95	695	1,852	185	2,732	30.56
Scarborough PD	23,722	29.17	111	485	96	692	39.45
South Portland PD	27,256	26.67	146	476	105	727	34.53
University of Maine - Gorham	0	0.00	9	54	--	63	7.94
Westbrook PD	20,753	35.22	205	404	122	731	53.90
Windham PD	19,454	17.68	79	210	55	344	48.26
Yarmouth PD	9,138	11.38	28	72	4	104	16.35
<b><i>Cumberland County Totals:</i></b>	<b><i>326,233</i></b>	<b><i>24.80</i></b>	<b><i>1,837</i></b>	<b><i>5,411</i></b>	<b><i>553</i></b>	<b><i>8,092</i></b>	<b><i>40.06</i></b>

### *Franklin County*

*January through December 2023*

Contributing Agency	Estimated Population	Crime Rate / 1,000	Crimes Against Person	Crimes Against Property	Crimes Against Society	Total Crimes	Clearance Rate
Franklin SO	11898	17.06	77	107	19	203	43.35
Carrabassett Valley	700	28.57	6	11	3	20	15.00
Farmington	8519	35.45	108	171	23	302	57.62
Jay	4679	41.68	98	91	6	195	42.05
Rangeley	1294	10.82	4	9	1	14	35.71
University of Maine: Farmington	0	0	1	19	7	27	7.41
Wilton	3891	21.59	24	37	23	84	60.71
<b><i>Franklin County Totals:</i></b>	<b><i>30,981</i></b>	<b><i>27.27</i></b>	<b><i>318</i></b>	<b><i>445</i></b>	<b><i>82</i></b>	<b><i>845</i></b>	<b><i>47.93</i></b>

## 2023 County Crime Analysis

### *Hancock County*

*January through December 2023*

Contributing Agency	Estimated Population	Crime Rate / 1,000	Crimes Against Person	Crimes Against Property	Crimes Against Society	Total Crimes	Clearance Rate
Hancock SO	35,331	9.82	144	182	21	347	41.79
Bar Harbor	7,580	17.02	41	77	11	129	61.24
Bucksport	5,050	22.18	30	48	34	112	58.93
Ellsworth	8,896	71.38	254	336	45	635	53.70
Gouldsboro	1,753	4.56	4	4	00	8	37.50
Southwest Harbor	1,847	23.28	17	18	8	43	2.33
Winter Harbor	481	12.47	3	3	00	6	50.00
<b><i>Hancock County Totals:</i></b>	<b><i>60,938</i></b>	<b><i>21.00</i></b>	<b><i>493</i></b>	<b><i>668</i></b>	<b><i>119</i></b>	<b><i>1,280</i></b>	<b><i>49.84</i></b>

### *Kennebec County*

*January through December 2023*

Contributing Agency	Estimated Population	Crime Rate / 1,000	Crimes Against Person	Crimes Against Property	Crimes Against Society	Total Crimes	Clearance Rate
Kennebec SO	58,068	14.71	305	459	90	854	39.34
Augusta PD	19,144	112.46	693	1,261	199	2,153	38.46
Capitol Police	0	0	16	6	1	23	30.43
Clinton PD	3,396	10.06	14	20	2	36	52.78
Gardiner PD	6,173	19.44	36	73	11	120	50.00
Hallowell PD	2,613	10.72	10	15	3	28	39.29
Monmouth PD	4,210	5.7	10	14	--	24	20.83
Oakland PD	6,364	13.04	41	40	2	83	43.37
Waterville PD	15,826	72.73	257	796	98	1,151	54.74
Winslow PD	8,060	27.42	78	130	13	221	29.86
Winthrop PD	6,208	24.65	27	117	9	153	34.64
<b><i>Kennebec County Totals:</i></b>	<b><i>130,062</i></b>	<b><i>37.26</i></b>	<b><i>1,487</i></b>	<b><i>2,931</i></b>	<b><i>428</i></b>	<b><i>4,846</i></b>	<b><i>42.32</i></b>

## 2023 County Crime Analysis

### *Knox County*

*January through December 2023*

Contributing Agency	Estimated Population	Crime Rate / 1,000	Crimes Against Person	Crimes Against Property	Crimes Against Society	Total Crimes	Clearance Rate
Knox SO	23,802	17.02	171	218	16	405	34.07
Camden PD	5,312	1.88	2	8	--	10	10.00
Rockland PD	7,031	37.12	125	109	27	261	12.26
Rockport PD	3,740	2.19	33	46	3	82	34.15
Thomaston PD	2,808	30.63	9	75	2	86	16.28
<b><i>Knox County Totals:</i></b>	<b><i>42,693</i></b>	<b><i>19.77</i></b>	<b><i>340</i></b>	<b><i>456</i></b>	<b><i>48</i></b>	<b><i>844</i></b>	<b><i>25.24</i></b>

### *Lincoln County*

*January through December 2023*

Contributing Agency	Estimated Population	Crime Rate / 1,000	Crimes Against Person	Crimes Against Property	Crimes Against Society	Total Crimes	Clearance Rate
Lincoln SO	23,046	19.48	169	242	38	449	49.89
Boothbay Harbor	2,099	7.15	5	8	2	15	53.33
Damariscotta	2,304	16.92	12	26	1	39	53.85
Waldoboro	5,342	1.76	16	69	9	94	46.81
Wiscasset	3,900	44.1	86	67	19	172	62.21
<b><i>Lincoln County Totals:</i></b>	<b><i>36,691</i></b>	<b><i>20.96</i></b>	<b><i>288</i></b>	<b><i>412</i></b>	<b><i>69</i></b>	<b><i>769</i></b>	<b><i>52.54</i></b>

## 2023 County Crime Analysis

### *Oxford County*

*January through December 2023*

Contributing Agency	Estimated Population	Crime Rate / 1,000	Crimes Against Person	Crimes Against Property	Crimes Against Society	Total Crimes	Clearance Rate
Oxford SO	37,813	13.57	191	293	29	513	37.43
Fryeburg	3,562	21.34	27	47	2	76	26.32
Mexico	2,822	71.58	75	122	5	202	14.85
Norway	5,310	40.49	71	119	25	215	33.49
Oxford	4,401	72.94	56	174	91	321	76.64
Paris	5,421	34.86	86	93	10	189	44.97
Rumford	5,966	71.07	184	146	94	424	26.18
<b><i>Oxford County Totals:</i></b>	<b><i>65,295</i></b>	<b><i>29.71</i></b>	<b><i>690</i></b>	<b><i>994</i></b>	<b><i>256</i></b>	<b><i>1,940</i></b>	<b><i>38.97</i></b>

### *Penobscot County*

*January through December 2023*

Contributing Agency	Estimated Population	Crime Rate / 1,000	Crimes Against Person	Crimes Against Property	Crimes Against Society	Total Crimes	Clearance Rate
Penobscot SO	62,506	16.73	421	493	132	1,046	33.94
Bangor	31,525	96.84	1,148	1,672	233	3,053	34.52
Brewer	9,665	35.8	44	227	75	346	36.99
Dexter	3,822	26.16	37	57	6	100	36.00
East Millinocket	6,886	33.84	66	100	67	233	76.82
Hampden	7,964	12.93	15	74	14	103	55.34
Holden	3,417	20.78	20	29	22	71	76.06
Lincoln	4,873	10.06	17	29	3	49	87.76
Newport	3,160	25.32	21	59	--	80	66.25
Old Town	7,460	31.23	82	138	13	233	44.64
Orono	11,296	6.02	17	43	8	68	54.41
University of Maine: Orono	0	0	33	124	12	169	0.00
Veazie	1,831	5.46	2	5	3	10	70.00
<b><i>Penobscot County Totals:</i></b>	<b><i>154,405</i></b>	<b><i>36.02</i></b>	<b><i>1,923</i></b>	<b><i>3,050</i></b>	<b><i>588</i></b>	<b><i>5,561</i></b>	<b><i>37.89</i></b>

## 2023 County Crime Analysis

### *Piscataquis County*

*January through December 2023*

Contributing Agency	Estimated Population	Crime Rate / 1,000	Crimes Against Person	Crimes Against Property	Crimes Against Society	Total Crimes	Clearance Rate
Piscataquis SO	10,445	16.37	75	65	31	171	45.03
Dover-Foxcroft	4,628	28.52	82	45	5	132	28.03
Greenville	1,576	9.68	9	7	1	17	5.88
Milo	2,404	40.77	47	38	13	98	39.80
<b><i>Piscataquis County Totals:</i></b>	<b><i>19,053</i></b>	<b><i>21.94</i></b>	<b><i>213</i></b>	<b><i>155</i></b>	<b><i>50</i></b>	<b><i>418</i></b>	<b><i>32.12</i></b>

### *Sagadahoc County*

*January through December 2023*

Contributing Agency	Estimated Population	Crime Rate / 1,000	Crimes Against Person	Crimes Against Property	Crimes Against Society	Total Crimes	Clearance Rate
Sagadahoc SO	13,239	17.15	96	110	21	227	64.44
Bath	8,826	30.25	109	142	16	267	35.21
Phippsburg	2,220	4.05	4	5	--	9	11.11
Richmond	3,598	3.34	3	9	--	12	0.00
Topsham	9,831	28.18	90	177	10	277	53.79
<b><i>Sagadahoc County Totals:</i></b>	<b><i>37,714</i></b>	<b><i>21.00</i></b>	<b><i>302</i></b>	<b><i>443</i></b>	<b><i>47</i></b>	<b><i>792</i></b>	<b><i>48.99</i></b>

### *Somerset County*

*January through December 2023*

Contributing Agency	Estimated Population	Crime Rate / 1,000	Crimes Against Person	Crimes Against Property	Crimes Against Society	Total Crimes	Clearance Rate
Somerset SO	40,341	22.71	287	567	62	916	48.69
Fairfield	6,561	39.63	90	153	17	260	33.85
Pittsfield	3,946	23.82	33	53	8	94	30.85
Skowhegan	8,686	73.91	159	406	77	642	35.83
<b><i>Somerset County Totals:</i></b>	<b><i>59,534</i></b>	<b><i>32.11</i></b>	<b><i>569</i></b>	<b><i>1,179</i></b>	<b><i>164</i></b>	<b><i>1,912</i></b>	<b><i>41.47</i></b>



## 2023 County Crime Analysis

### *Waldo County*

*January through December 2023*

Contributing Agency	Estimated Population	Crime Rate / 1,000	Crimes Against Person	Crimes Against Property	Crimes Against Society	Total Crimes	Clearance Rate
Waldo SO	34,160	4.19	66	54	23	143	66.43
Belfast PD	7,089	13.12	29	48	16	93	72.04
Islesboro PD	592	16.89	1	9	--	10	10.00
Searsport PD	2,658	2.63	4	3	--	7	85.71
<b><i>Waldo County Totals:</i></b>	<b><i>44,499</i></b>	<b><i>5.69</i></b>	<b><i>100</i></b>	<b><i>114</i></b>	<b><i>39</i></b>	<b><i>253</i></b>	<b><i>67.19</i></b>

### *Washington County*

*January through December 2023*

Contributing Agency	Estimated Population	Crime Rate / 1,000	Crimes Against Person	Crimes Against Property	Crimes Against Society	Total Crimes	Clearance Rate
Washington SO	25,641	17.43	217	192	38	447	46.09
Baileyville	1,327	9.04	3	5	4	12	58.33
Calais	3,134	15.63	13	31	5	49	83.67
Eastport	1,307	5.36	6	1	--	7	71.42
Machias	2,062	34.43	29	37	5	71	39.44
Milbridge	1,407	0	0	0	0	0	0.00
<b><i>Washington County Totals:</i></b>	<b><i>34,878</i></b>	<b><i>16.80</i></b>	<b><i>265</i></b>	<b><i>261</i></b>	<b><i>48</i></b>	<b><i>586</i></b>	<b><i>48.73</i></b>

## 2023 County Crime Analysis

### *York County*

*January through December 2023*

Contributing Agency	Estimated Population	Crime Rate / 1,000	Crimes Against Person	Crimes Against Property	Crimes Against Society	Total Crimes	Clearance Rate
York SO	59,417	10.41	196	360	63	619	37.16
Berwick	8,305	21.67	49	111	20	180	46.11
Biddeford	22,404	78.47	565	1,090	103	1,758	29.75
Buxton	8,574	26.83	69	110	51	230	43.91
Eliot	7,369	7.19	19	33	1	53	45.28
Kennebunk	11,863	14.08	39	124	4	167	28.74
Kennebunkport	3,729	19.31	19	46	7	72	26.39
Kittery	10,314	19.88	36	165	4	205	51.22
North Berwick	5,233	23.50	57	32	34	123	63.41
Ogunquit	1,608	32.96	13	38	2	53	24.53
Old Orchard Beach	9,465	54.62	151	231	135	517	52.03
Saco	21,103	40.18	216	566	66	848	29.60
Sanford	22,416	62.00	370	967	53	1,390	24.75
South Berwick	7,768	13.00	29	55	17	101	31.68
Wells	11,926	23.56	73	192	16	281	33.45
York	14,132	18.96	69	182	17	268	23.88
<b><i>York County Totals:</i></b>	<b><i>225,626</i></b>	<b><i>30.43</i></b>	<b><i>1,970</i></b>	<b><i>4,302</i></b>	<b><i>593</i></b>	<b><i>6,865</i></b>	<b><i>33.18</i></b>

### *Statewide Agencies*

*January through December 2023*

Contributing Agency	Estimated Population	Crime Rate / 1,000	Crimes Against Person	Crimes Against Property	Crimes Against Society	Total Crimes	Clearance Rate
Maine Drug Enforcement Agency	0	0	--	1	341	<b>342</b>	61.99
Maine State Police	0	0	875	948	368	<b>2,191</b>	63.76
Office of State Fire Marshal	0	0	3	95	1	<b>99</b>	45.45
<b><i>Statewide Agencies Totals:</i></b>	<b><i>0</i></b>	<b><i>0.00</i></b>	<b><i>878</i></b>	<b><i>1,044</i></b>	<b><i>710</i></b>	<b><i>2,632</i></b>	<b><i>62.84</i></b>

## Crime Rates reported by county for a 3-year span.

Jurisdiction by Geography	2021 Number of Crimes	2021 Crime Rate (per 10,000)	2022 Number of Crimes	2022 Crime Rate (per 10,000)	2023 Number of Crimes	2023 Crime Rate (per 10,000)
<b>Maine</b>	<b>44,667</b>	<b>32.55</b>	<b>44,546</b>	<b>32.16</b>	<b>43,377</b>	<b>29.65</b>
Androscoggin	3,806	34.53	4,064	36.52	4,109	36.07
Aroostook	1,656	24.61	1,537	22.98	1,632	23.01
Cumberland	8,010	26.33	8,526	27.7	8,092	24.80
Franklin	884	29.13	838	27.91	845	27.27
Hancock	1,284	22.94	1,414	24.78	1,280	21.00
Kennebec	5,005	40.09	5,181	41.28	4,847	37.26
Knox	835	20.59	916	21.99	844	19.77
Lincoln	784	22.2	743	20.33	769	20.96
Oxford	1,571	26.62	1,980	33.25	1,940	29.71
Penobscot	6,141	39.97	5,860	38.09	5,561	33.97
Piscataquis	474	27.58	458	26.01	418	21.94
Sagadahoc	796	21.72	748	19.93	792	21.00
Somerset	2,007	39.19	1,911	37.55	1,912	32.12
Waldo	346	8.52	270	6.7	253	5.69
Washington	390	12.26	441	14.11	586	16.80
York	7,068	33.13	6,789	31.2	6,865	30.43
Statewide Organizations	3,610	--	2,870	--	2,632	--

## 2023 NIBRS Group A Offenses by Month

Offense Type	Jan-23	Feb-23	Mar-23	Apr-23	May-23	Jun-23	Jul-23	Aug-23	Sep-23	Oct-23	Nov-23	Dec-23
<b><i>Crimes Against Person</i></b>	<b>1,044</b>	<b>935</b>	<b>1,086</b>	<b>1,139</b>	<b>1,194</b>	<b>1,180</b>	<b>1,233</b>	<b>1,237</b>	<b>1,127</b>	<b>1,160</b>	<b>1,092</b>	<b>942</b>
Murder and Nonnegligent Manslaughter	6	3	1	5	1	4	6	--	2	19	10	3
Negligent Manslaughter	--	--	1	--	1	1	2	3	--	1	1	1
Kidnapping/Abduction	7	3	2	--	2	3	1	1	1	1	2	2
Rape	34	31	30	38	30	26	37	32	32	30	38	29
Sodomy	1	5	5	3	4	5	1	2	2	--	2	4
Sexual Assault with An Object	2	2	1	--	--	--	2	--	--	2	--	--
Fondling	39	37	46	47	25	33	34	31	29	33	39	32
Incest	1	1	--	2	2	2	2	2	--	1	2	2
Statutory Rape	4	10	7	2	5	6	4	5	4	1	4	5
Aggravated Assault	73	57	59	70	62	69	82	66	70	81	65	53
Simple Assault	549	467	516	561	609	593	612	663	533	614	559	491
Intimidation	328	319	418	411	453	438	449	432	454	376	370	319
Human Trafficking, Commercial Sex Acts	--	--	--	--	--	--	1	--	--	1	--	1
<b><i>Crimes Against Property</i></b>	<b>1,935</b>	<b>1,559</b>	<b>1,850</b>	<b>2,057</b>	<b>2,289</b>	<b>2,337</b>	<b>2,347</b>	<b>2,320</b>	<b>2,351</b>	<b>2,199</b>	<b>1,906</b>	<b>1,960</b>
Arson	9	6	9	17	15	16	15	15	9	16	18	11
Bribery	1	--	1	--	--	1	--	--	--	1	2	1
Burglary/Breaking & Entering	109	102	86	130	145	158	160	161	150	131	109	108
Counterfeiting/Forgery	43	43	50	50	48	43	40	39	41	34	41	42
Destruction/Damage/Vandalism of Property	403	303	333	453	484	505	533	514	497	449	379	368
Embezzlement	4	2	3	5	6	5	2	3	3	1	--	--
Extortion/Blackmail	8	3	5	5	6	7	4	9	6	3	2	1
False Pretenses/Swindle/Confidence Game	136	122	154	132	171	147	137	145	135	153	148	139
Credit Card/Automated Teller Machine Fraud	47	36	38	39	40	50	46	48	53	34	35	39
Impersonation	20	23	32	31	24	27	28	25	38	26	27	22
Welfare Fraud	3	--	--	1	--	--	3	1	1	3	--	2
Wire Fraud	11	7	6	9	10	8	13	5	7	2	10	4
Identity Theft	7	3	10	9	5	7	3	7	10	15	7	4
Hacking/Computer Invasion	1	--	--	1	1	--	--	1	1	--	--	1

## 2023 NIBRS Group A Offenses by Month

Offense Type	Jan-23	Feb-23	Mar-23	Apr-23	May-23	Jun-23	Jul-23	Aug-23	Sep-23	Oct-23	Nov-23	Dec-23
<b><i>Crimes Against Property cont.</i></b>												
Robbery	11	11	15	18	17	8	13	15	16	17	9	15
Pocket-picking	3	5	1	1	1	4	2	--	3	4	--	--
Purse-snatching	3	3	1	--	1	5	5	2	3	3	4	1
Shoplifting	253	224	281	230	268	279	237	277	259	269	257	258
Theft From Building	86	67	78	61	64	64	61	70	73	72	57	81
Theft From Coin Operated Machine or Device	1	--	--	--	--	--	1	1	--	3	--	--
Theft From Motor Vehicle	127	75	98	135	146	116	99	83	131	146	107	124
Theft of Motor Vehicle Parts/Accessories	26	13	14	21	23	17	23	21	17	11	16	14
All Other Larceny	535	432	542	621	717	756	789	755	774	693	579	603
Motor Vehicle Theft	74	69	82	81	87	102	122	115	108	102	90	112
Stolen Property Offenses	14	10	11	7	10	12	11	8	16	11	9	10
<b><i>Crimes Against Society</i></b>	<b>368</b>	<b>362</b>	<b>512</b>	<b>408</b>	<b>488</b>	<b>413</b>	<b>453</b>	<b>494</b>	<b>376</b>	<b>356</b>	<b>332</b>	<b>335</b>
Drug/Narcotic Violations	306	305	399	319	398	353	392	415	314	290	258	268
Drug Equipment Violations	10	9	19	23	18	16	7	14	10	13	8	14
Betting/Wagering	--	--	1	--	--	--	--	--	--	--	--	--
Operating/Promoting/Assisting Gambling	--	--	--	1	--	--	1	--	--	--	--	1
Gambling Equipment Violations	--	--	1	--	--	--	--	--	--	--	--	--
Pornography/Obscene Material	18	17	19	15	22	10	13	22	17	15	22	15
Prostitution	--	--	12	1	1	--	1	5	2	1	3	--
Assisting or Promoting Prostitution	--	--	14	13	--	2	1	--	1	1	--	1
Purchasing Prostitution	--	--	2	--	--	--	--	--	--	--	--	--
Weapon Law Violations	26	31	40	35	44	27	25	28	25	32	39	34
Animal Cruelty	8	--	5	1	5	5	13	10	7	4	2	2

**Murder and  
Non-Negligent  
Manslaughter**

# VIOLENT CRIMES

**Aggravated  
Assault**

**Robbery**

**Rape**

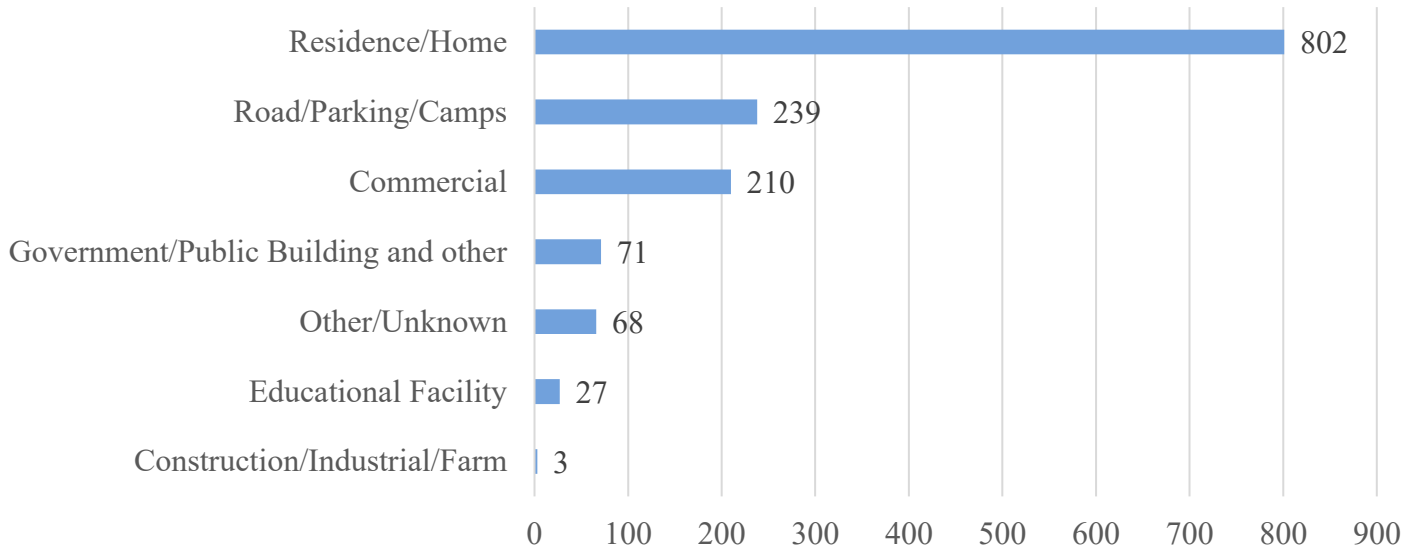
## Violent Crimes Rates for Offenses reports for 2023 with 2022 Comparison.

Offense Type	2022 Number of Victims	2022 Crime Rate (per 1,000)	2023 Number of Victims	2023 Crime Rate (per 1,000)
<b>Violent Crime / Crime Rate</b>	<b>1,465</b>	<b>1.06</b>	<b>1,460</b>	<b>1.00</b>
Murder and Nonnegligent Manslaughter	28	0.02	60	0.04
Rape	421	0.30	387	0.26
Aggravated Assault	829	0.60	807	0.55
Robbery	187	0.13	165	0.11

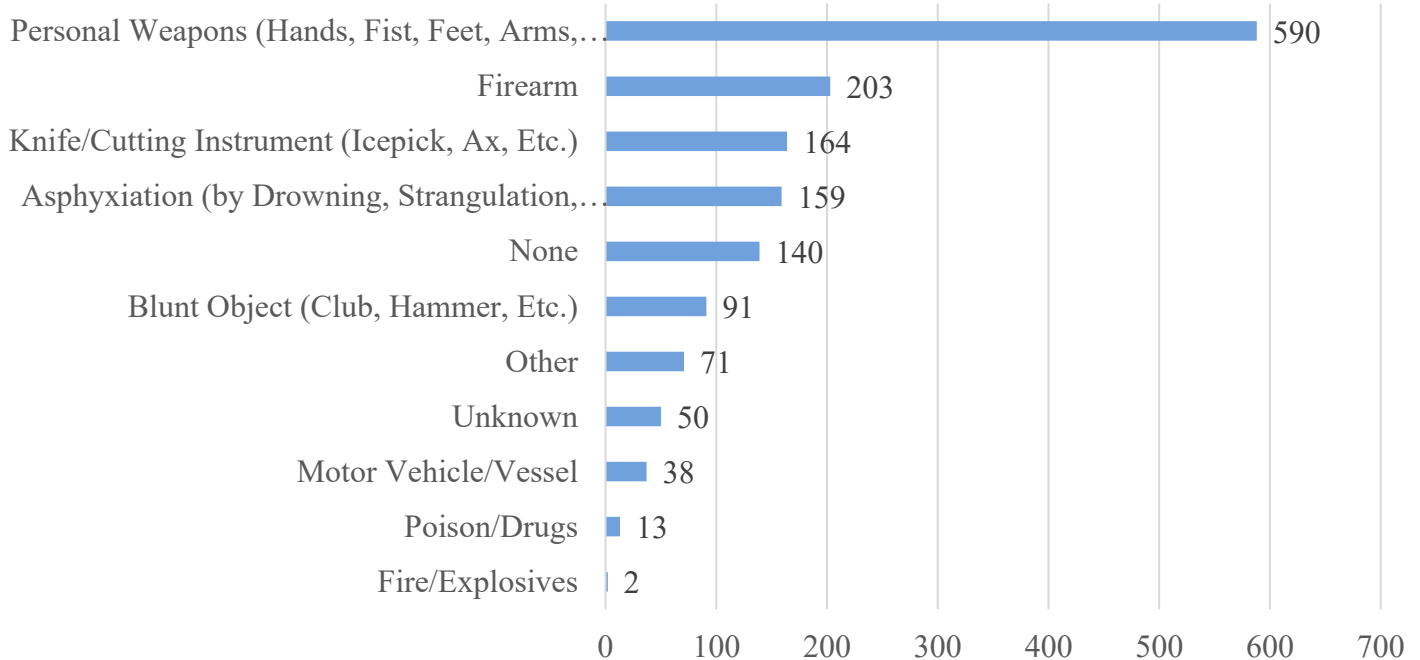
## Violent Crimes

Crimes of violence involve the element of personal confrontation between the perpetrator and victim and entail the use of threat or violence. By their very nature, violent crimes- Murder, Rape, Aggravated Assault and Robbery are considered more serious than property crimes. The total number indicates only the number of incidents reported to police. In 2023 agencies reported a total of 1,460 victims of Violent Crime with reported injuries and no injuries. 772 incidents cleared results in 62.61% Clearance Rate.

### 2023 Violent Crime Locations

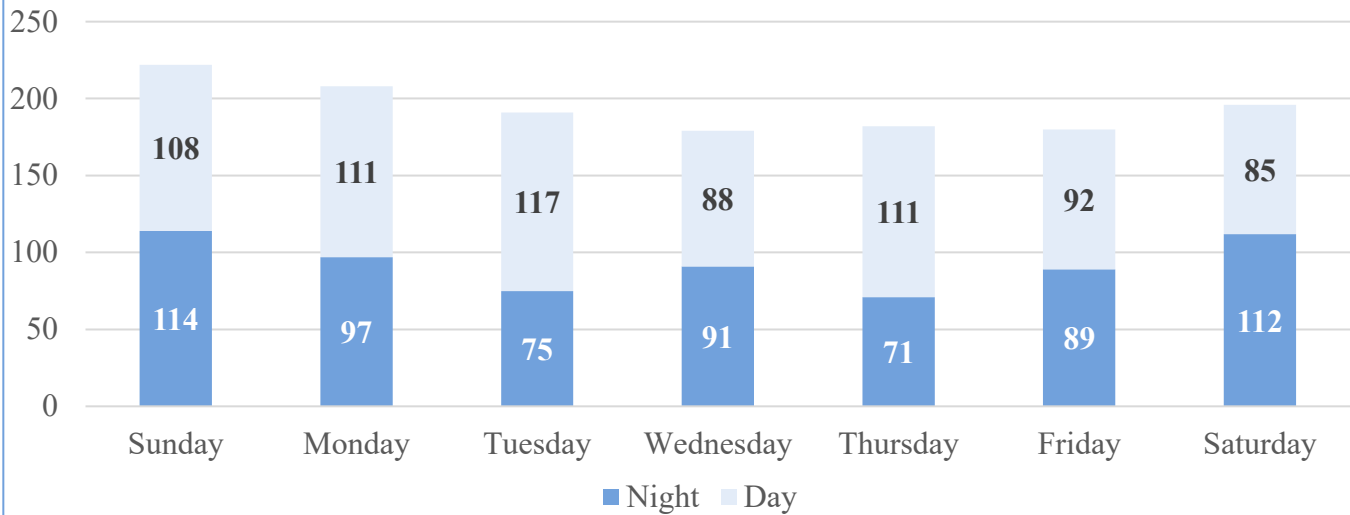


### 2023 Violent Crimes - Weapon Involved

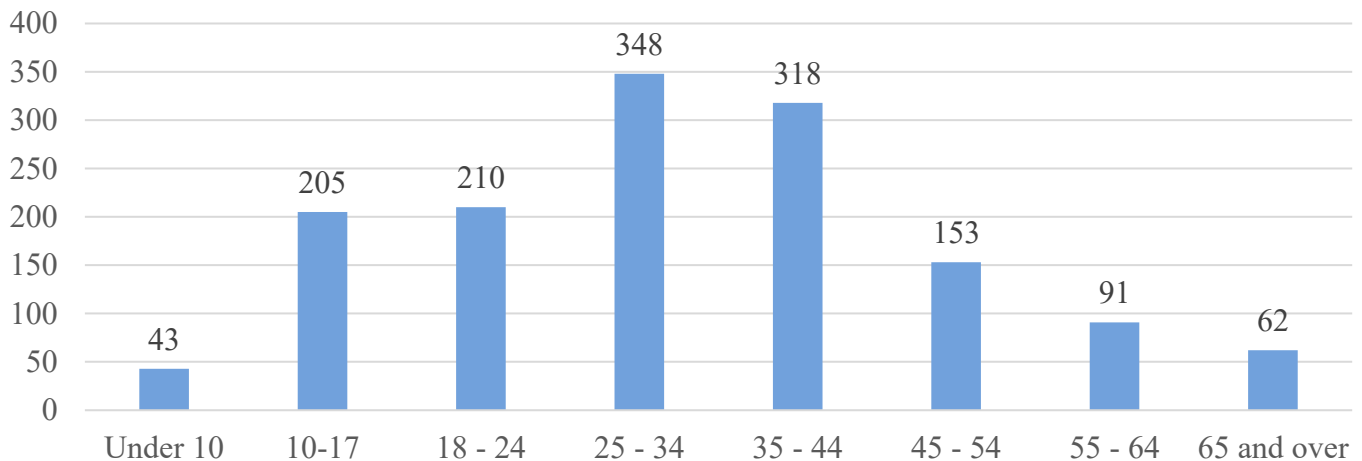


## Violent Crimes

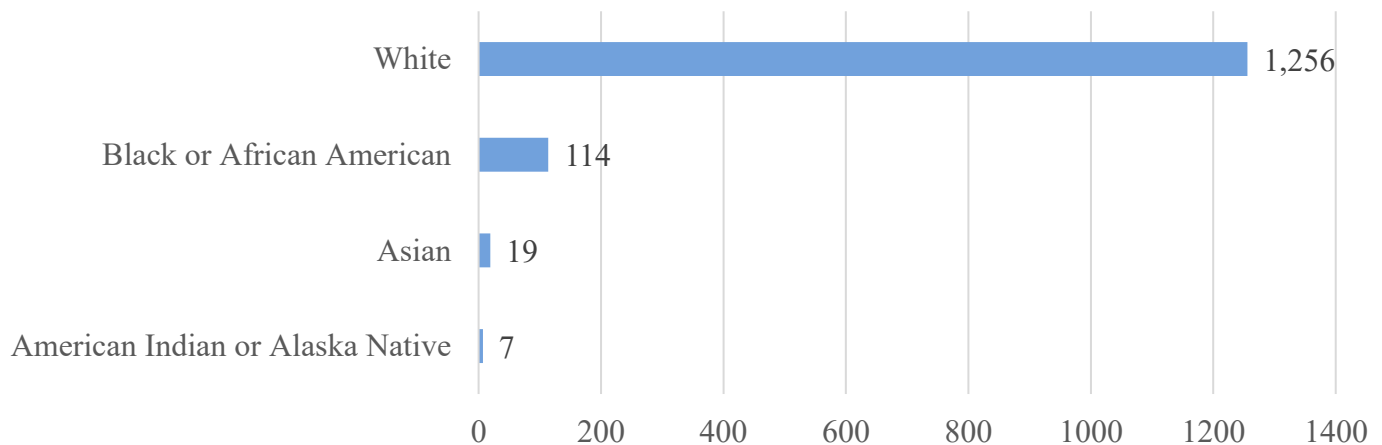
**2023 Violent Crime - Crimes Known by Date & Time**



**2023 Violent Crimes - Victim Age Range**



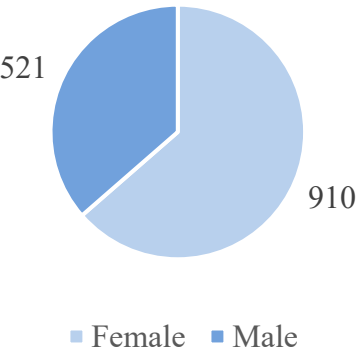
**2023 Violent Crime - Victim Race**



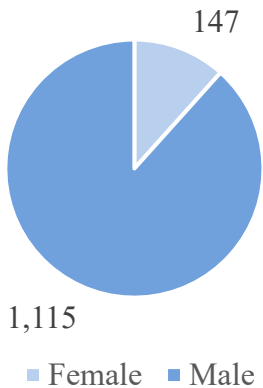


# Violent Crimes

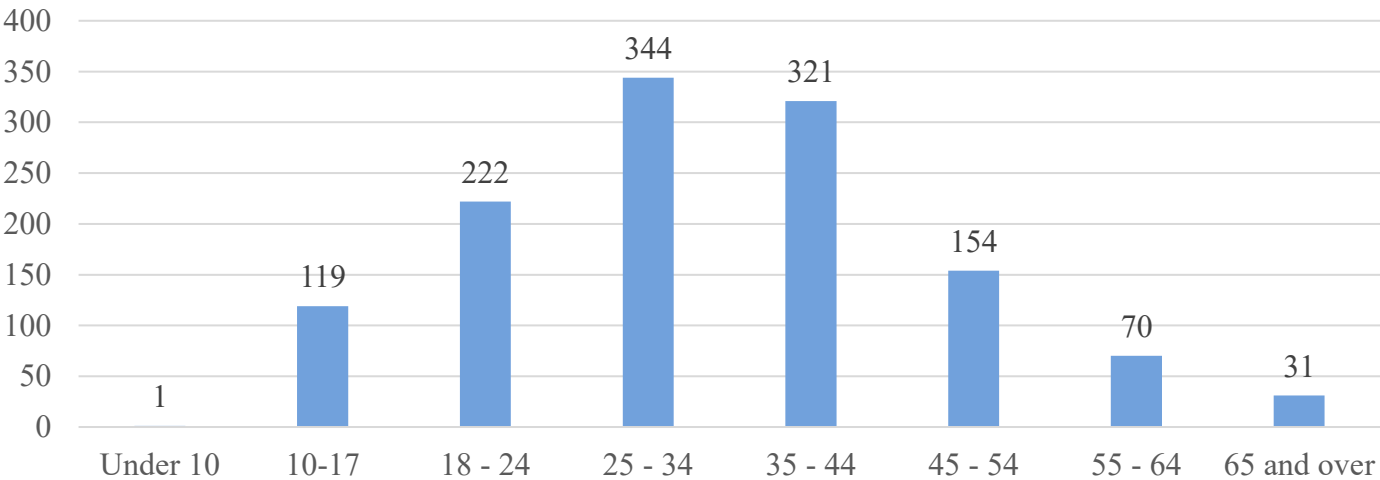
2023 Violent Crime - Victim Gender



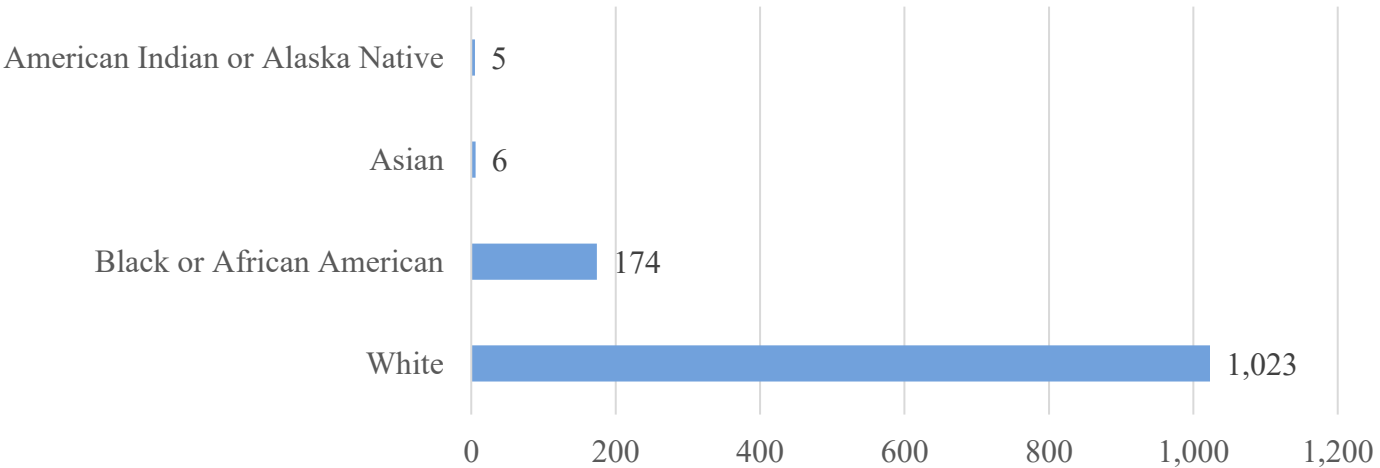
2023 Violent Crimes - Offender Gender



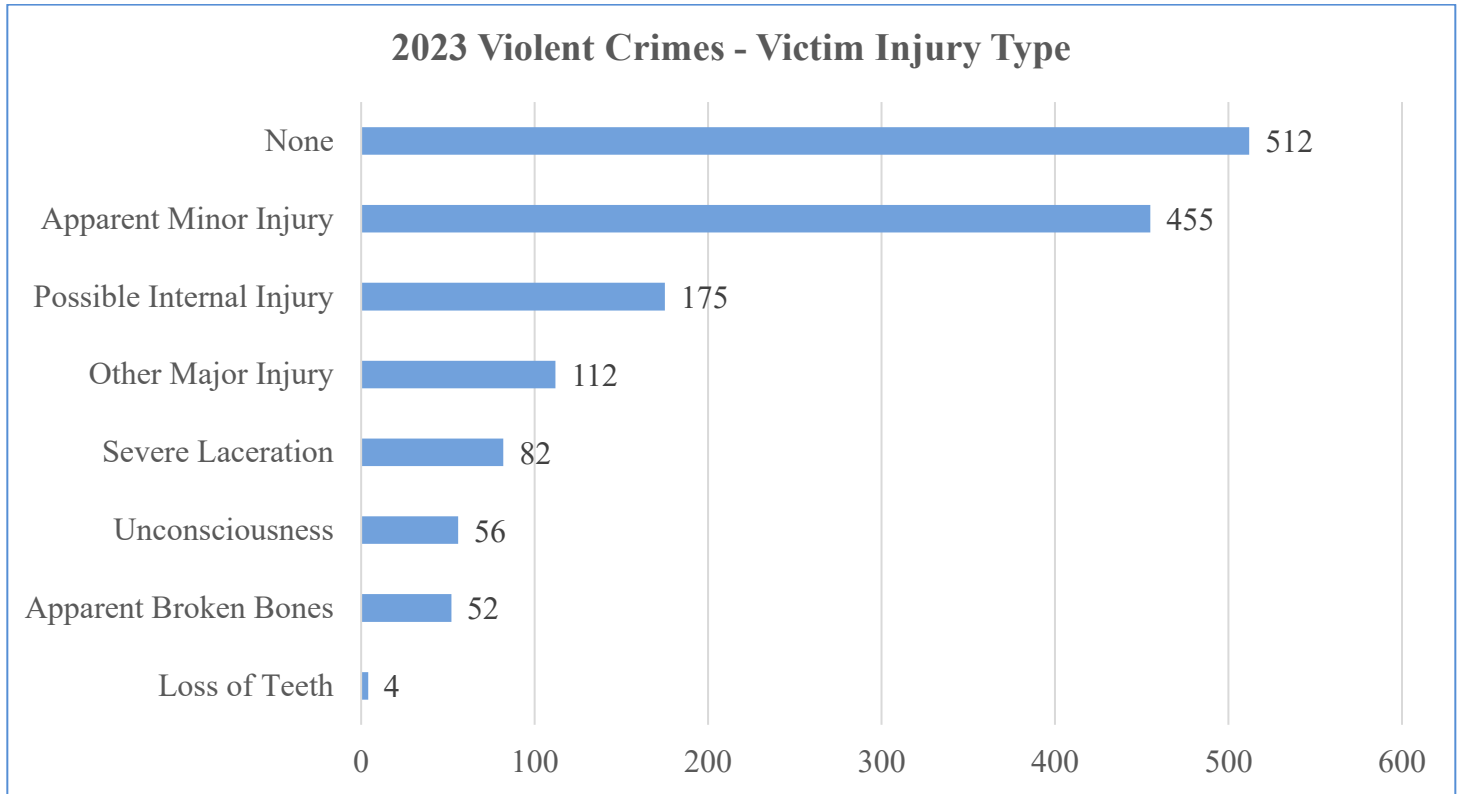
2023 Violent Crime - Offender Age Range



2023 Violent Crimes - Offender Race



## Violent Crimes



## Violent Crimes

Intimate Relationships consist of: Spouse, Ex-Spouse, Common-Law Spouse, Boyfriend/Girlfriend, Homosexual Relationships, & Ex- Relationship (Ex-Boyfriend/Girlfriend)

Family Relationships consist of: Child, Stepchild, Grandchild, Sibling (Brother or Sister), Stepsibling, Parent, Grandparent, In-Law, & Other Family Member

Acquaintance Relationships consist of: Child of Boyfriend/Girlfriend, Babysitter (the baby), Friend, Employer, Employee, Neighbor, Acquaintance, & Otherwise Known

Stranger is used when it is known - that the victim did not know the offender.

Victim/Offender is used when the participant in the incident was the victim and the offender in the incident, such as domestic disputes where both husband and wife are charged with assault, double murders (two people kill each other) or barroom brawls where many participants are arrested. Mutual combatant is also another reason to use this category.

Unknown/Missing is submitted when there is nothing submitted on the suspect.

### Violent Crime - County Totals

<b>Jurisdiction by Geography</b>	<b>Total:</b>
Androscoggin	207
Aroostook	56
Cumberland	347
Franklin	46
Hancock	47
Kennebec	149
Knox	18
Lincoln	21
Oxford	46
Penobscot	94
Piscataquis	8
Sagadahoc	9
Somerset	51
Waldo	9
Washington	14
York	236
Statewide Organizations	101

# CRIMES AGAINST PERSON

## (Counts Victims of reported Crimes)

### **Murder and Non-Negligent Manslaughter**

The willful killing of one Human being by  
another

### **Negligent Manslaughter**

The killing of another person through gross  
negligence

### **Aggravated Assault**

An unlawful attack by one person upon another wherein the offender uses a weapon or displays it in a threatening manner, or the victim suffers obvious severe or aggravated bodily injury involving apparent broken bones, loose of teeth, possible internal injury, severe laceration, or loss of consciousness

### **Forcible Sex Offenses (Rape, Sodomy, Sexual Assault with Object, Fondling)**

Any sexual act directed against another person, without the consent of the victim, including instances where the victim is incapable of giving consent

### **Kidnapping/Abduction**

The unlawful seizure, transportation, and /or detention of a person against his/her will or of a minor without the consent of his/her custodial parent(s) or legal guardian

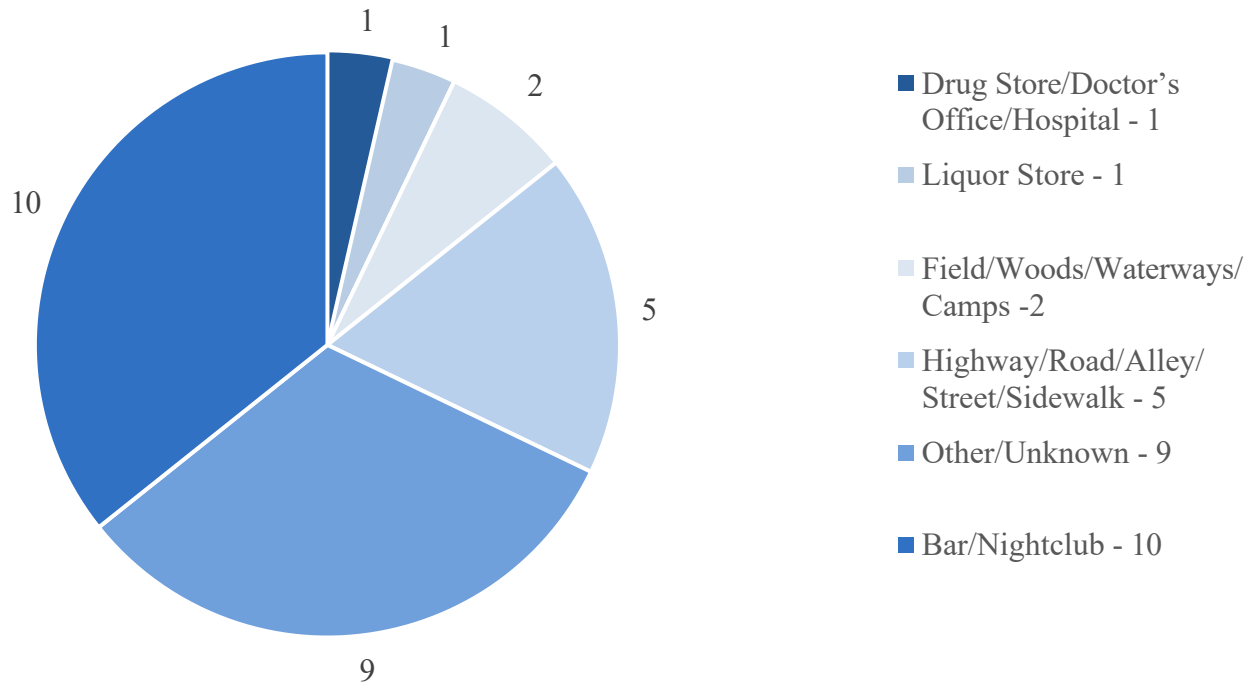
Maine's Crime Rate for 2023 is 29.65 per 1,000 population  
Maine's Crime Rate for 2022 is 32.16 per 1,000 population  
(2022 Crime Rate updated due to updated data)

<b>Offense Type</b>	<b>2022 Number of Victims</b>	<b>2022 Crime Rate (per 1,000)</b>	<b>2023 Number of Victims</b>	<b>2023 Crime Rate (per 1,000)</b>
<b><i>Crimes Against Person</i></b>	<b><i>13,209</i></b>	<b><i>9.53</i></b>	<b><i>13,370</i></b>	<b><i>9.14</i></b>
Murder and Nonnegligent Manslaughter	28	0.02	60	0.04
Negligent Manslaughter	20	0.01	12	0.00
Kidnapping/Abduction	40	0.03	25	0.02
Rape	421	0.30	387	0.26
Sodomy	24	0.02	34	0.02
Sexual Assault with An Object	5	0.00	9	0.01
Fondling	416	0.30	425	0.29
Incest	13	0.01	17	0.01
Statutory Rape	63	0.05	57	0.04
Aggravated Assault	829	0.60	807	0.55
Simple Assault	6,932	5.00	6,767	4.63
Intimidation	4,415	3.19	4,767	3.26
Human Trafficking, Commercial Sex Acts	3	0.00	3	0

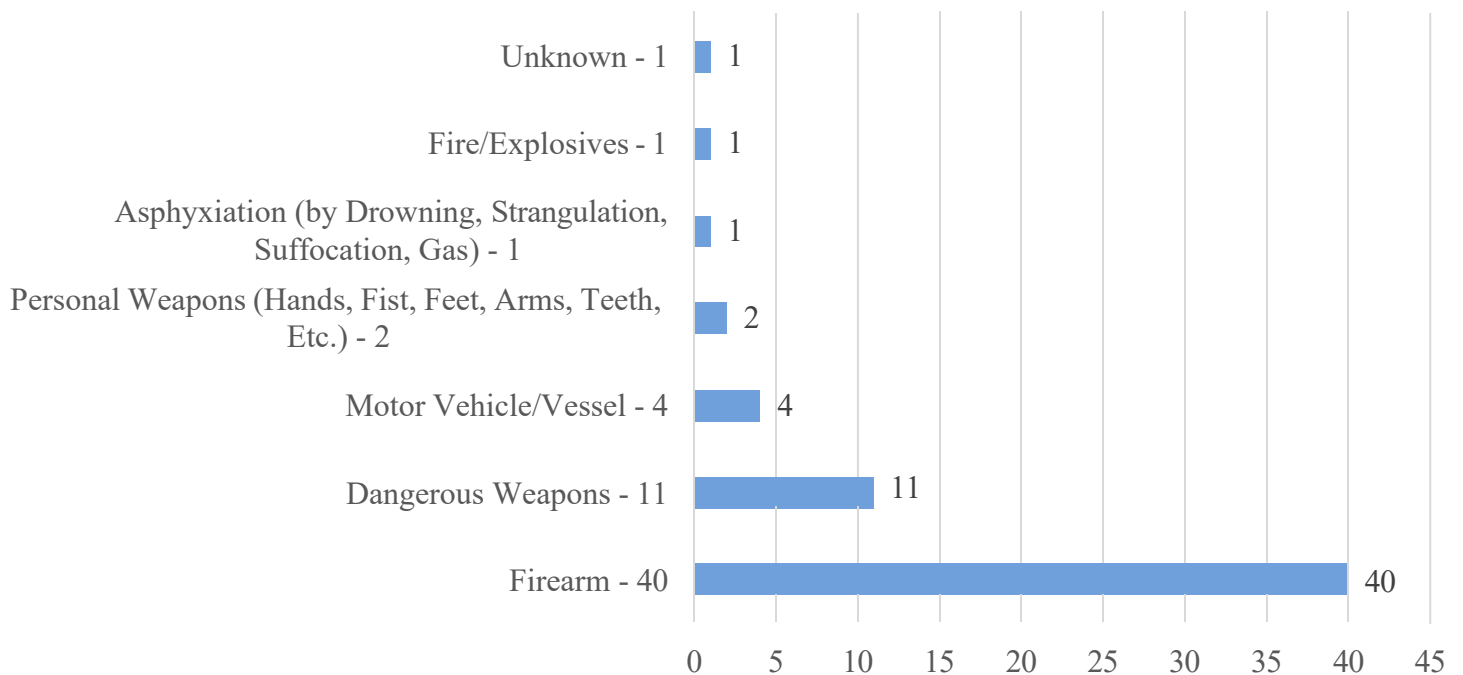
## Murder and Non-Negligent Manslaughter

2023 Reporting agencies reported 36 incidents of Homicide, with 60 victims.

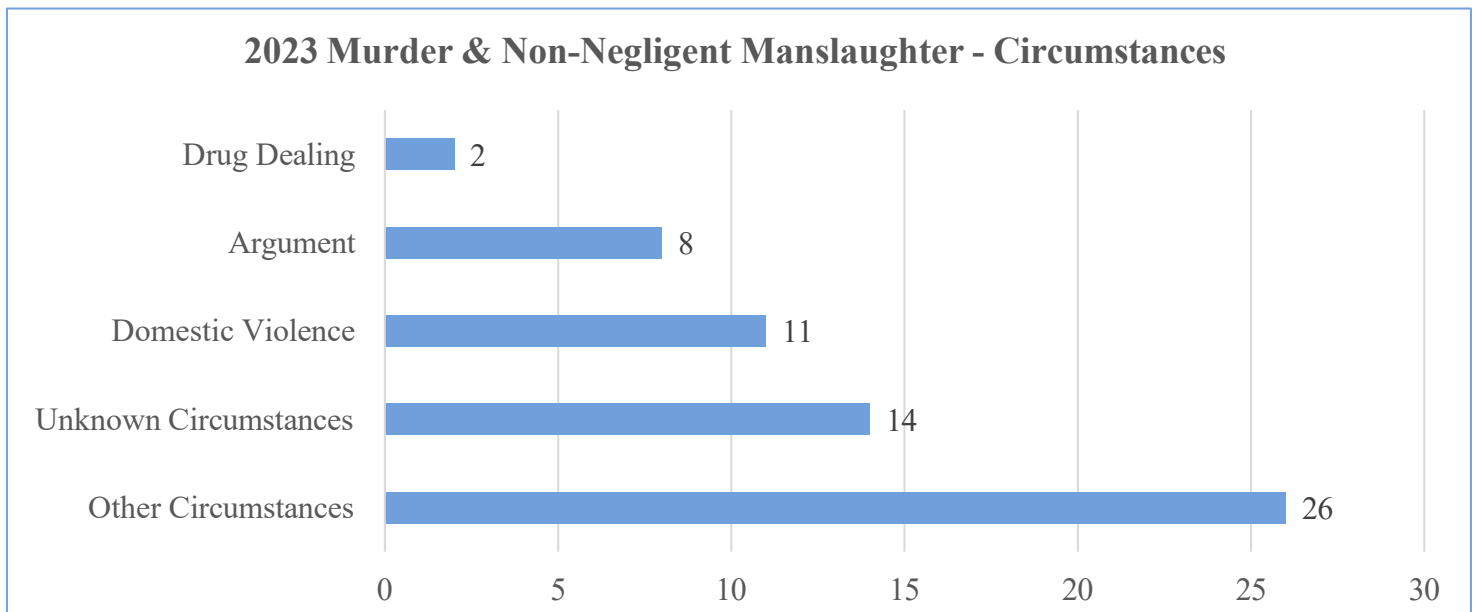
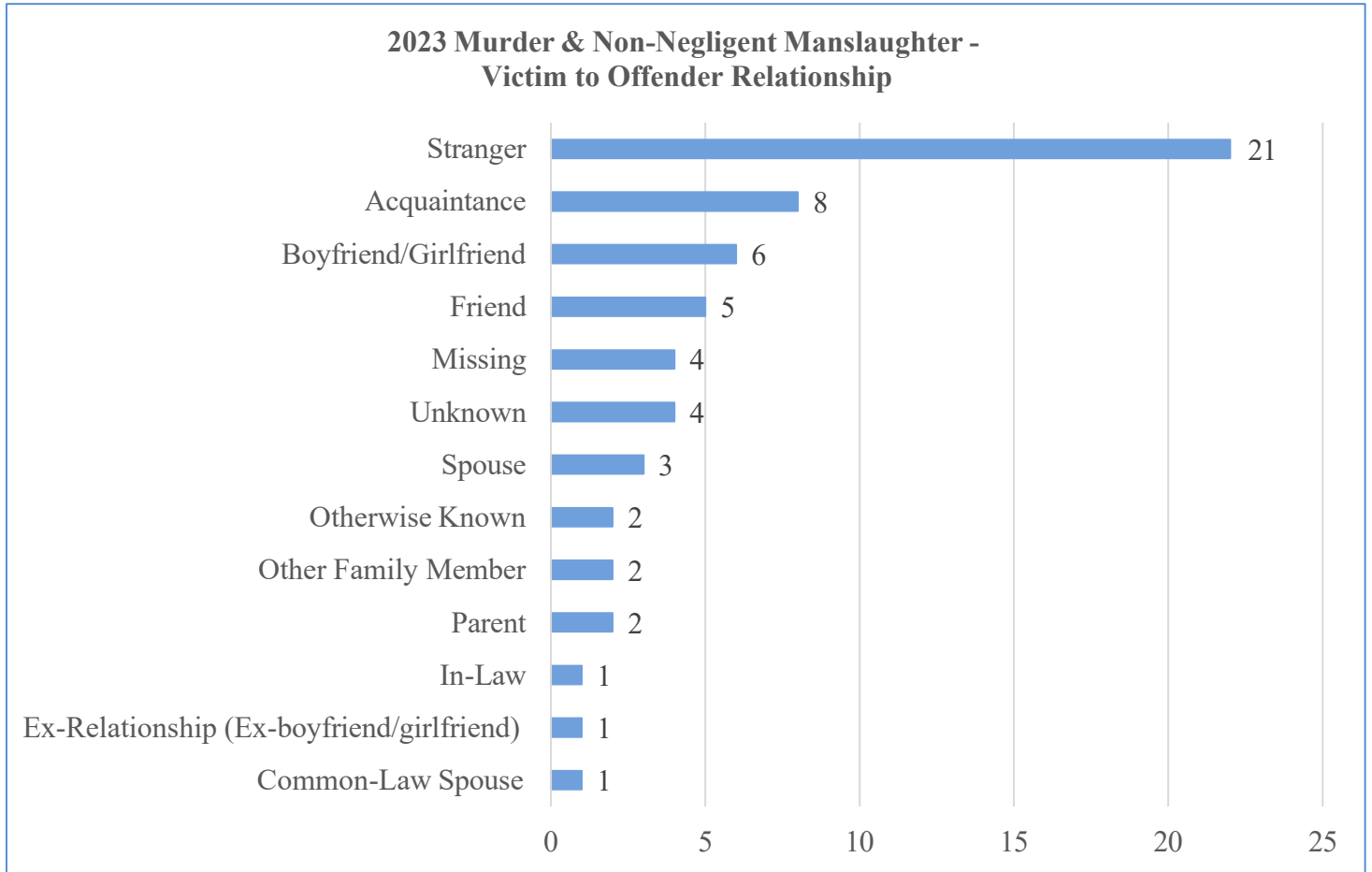
### 2023 Murder and Non-Negligent Manslaughter - Locations



### 2023 Murder and Non-Negligent Manslaughter - Weapon Type



## Murder and Non-Negligent Manslaughter



# Murder and Non-Negligent Manslaughter

## Victims and Offender Information

Victim Gender	Victim Age	White	Black or African American	American Indian or Alaska Native
Female	Under 10	-	-	-
	10 - 17	-	-	-
	18 - 24	1	-	-
	25 - 34	1	-	-
	35 - 44	4	-	-
	45 - 54	7	-	-
	55 - 64	4	-	-
	65 and over	4	-	-
Male	Under 10	-	-	-
	10 - 17	1	1	-
	18 - 24	-	2	-
	25 - 34	5	1	-
	35 - 44	9	-	1
	45 - 54	6	-	-
	55 - 64	7	1	-
	65 and over	5	-	-

Offender Gender	Offender Age	White	Black or African American	American Indian or Alaska Native	Unknown
Female	Under 10	-	-	-	-
	10 - 17	-	-	-	-
	18 - 24	-	-	-	-
	25 - 34	1	-	-	-
	35 - 44	-	-	-	-
	45 - 54	-	-	-	2
	55 - 64	-	-	-	-
	65 and over	-	-	-	-
Male	Under 10	-	-	-	-
	10 - 17	-	-	-	-
	18 - 24	1	3	-	-
	25 - 34	8	2	-	-
	35 - 44	24	1	-	-
	45 - 54	4	-	1	2
	55 - 64	4	-	-	-
	65 and over	2	-	-	1



**NIBRS Summary - Homicide Report 09A Murder and Nonnegligent Manslaughter  
Maine 2023 Agencies 37 Incidents of Homicide and 60 Victims**

Agency Name Location Incident Date	Situation	VICTIM				OFFENDER				Relationship of Victim to Offender	Circumstances	Weapon Used
		Age	Gender	Race	Ethnicity	Age	Gender	Race	Ethnicity			
Maine State Police Lincolnville 01/5/2023	Single Victim/ Single Offender	47	M	W	N	47	M	W	N	Friend	Unknown Circumstances	Asphyxiation (by Drowning, Strangulation, Suffocation, Gas)
Berwick PD 01/12/2023	Single Victim/ Single Offender	37	M	W	N	31	M	W	U	Stranger	Argument	Firearm (Type Not Stated)
Bangor PD 01/12/2023	Single Victim/ Single Offender	24	F	W	U	57	M	W	U	Boyfriend/ Girlfriend	Domestic Violence	Handgun
Portland PD 01/18/2023	Single Victim/ Single Offender	36	M	I	N	22	M	W	N	Acquaintance	Drug Dealing	Firearm (Type Not Stated)
Caribou PD 01/25/2023	Single Victim/ Single Offender	31	M	W	N	34	F	W	N	Boyfriend/ Girlfriend	Unknown Circumstances / Domestic Violence	Fire/Incendiary Device
Maine State Police Newburg 01/27/2023	Single Victim/ Single Offender	27	M	W	U	58	W	U	U	Otherwise Known	Argument	Motor Vehicle/Vessel
Portland PD 02/17/2023	Single Victim/ Single Offender	58	M	W	N	27	M	W	N	Acquaintance	Unknown Circumstances	Knife/Cutting Instrument (Icepick, Ax, Etc.)
Maine State Police Poland 02/20/2023	Multiple Victims / Single Offender	16	M	B	N	45	M	U	U	Unknown	Argument	Rifle
		21	M	B	N					Unknown	Argument	Rifle
Madawaska PD 03/25/2023	Single Victim/ Single Offender	71	M	W	N	44	M	W	N	Other Family Member	Other Circumstances	Motor Vehicle/Vessel
Maine State Police Alfred 04/10/2023	Single Victim/ Single Offender	39	F	W	N	40	M	W	U	Spouse	Domestic Violence	Handgun
Maine State Police Bowdoin 04/17/2023	Multiple Victims / Single Offender	63	F	W	N	34	M	W	N	Parent	Unknown Circumstances / Domestic Violence	Handgun
		66	M	W	N					Parent	Unknown Circumstances / Domestic Violence	Handgun
		62	F	W	N					Acquaintance	Unknown Circumstances	Handgun
		72	M	W	N					Acquaintance	Unknown Circumstances	Handgun

**NIBRS Summary - Homicide Report 09A Murder and Nonnegligent Manslaughter  
Maine 2023 Agencies 37 Incidents of Homicide and 60 Victims**

Agency Name Location Incident Date	Situation	VICTIM				OFFENDER				Relationship of Victim to Offender	Circumstances	Weapon Used
		Age	Gender	Race	Ethnicity	Age	Gender	Race	Ethnicity			
Berwick PD 05/13/2023	Single Victim/ Single Offender	25	M	W	N	41	M	W	U	Friend	Other Circumstances	Handgun
SouthWest Harbor PD 06/11/2023	Single Victim/ Single Offender	35	F	W	N	31	M	B	N	Unknown	Other Circumstances	Motor Vehicle/Vessel
Maine State Police Monticello 06/16/2023	Single Victim/ Single Offender	42	F	W	N	39	M	W	N	Boyfriend/ Girlfriend	Domestic Violence	Handgun
Westbrook PD 06/19/2023	Multiple Victims / Single Offender	41	M	W	N	24	M	B	U	Stranger	Other Circumstances	Handgun
		36	F	W	N					Stranger	Other Circumstances	Handgun
Maine State Police Brooklin 07/02/2024	Single Victim/ Single Offender	71	F	W	N	75	M	W	N	Common-Law Spouse	Argument / Domestic Violence	Handgun
Norway PD 074/07/2023	Single Victim/ Single Offender	61	F	W	N	61	M	W	N	Spouse	Domestic Violence	Knife/Cutting Instrument (Icepick, Ax, Etc.)
Maine State Police Madison 07/07/2023	Single Victim/ Single Offender	57	M	W	N	61	M	W	N	Friend	Argument	Knife/Cutting Instrument (Icepick, Ax, Etc.)
Augusta PD 07/18/2023	Single Victim/ Unknown Offender	48	M	W	N	U	U	U	U	Unknown	Argument	Personal Weapons (Hands, Fist, Feet, Arms, Teeth, Etc.)
Augusta PD 07/28/2023	Single Victim/ Single Offender	34	M	W	N	34	M	W	U	Acquaintance	Drug Dealing	Firearm (Type Not Stated)
Lewiston PD 07/30/2023	Single Victim/ Single Offender	23	M	B	N	26	M	B	U	Friend	Other Circumstances	Handgun
Maine State Police West Newfield 09/05/2023	Single Victim/ Single Offender	52	F	W	U	65	M	U	U	Unknown	Other Circumstances	Motor Vehicle/Vessel
Maine State Police Hiram 09/13/2023	Single Victim/ Single Offender	45	F	W	U	49	M	W	U	Boyfriend/ Girlfriend	Domestic Violence	Handgun
Lisbon PD 10/6/2023	Single Victim/ Single Offender	30	F	W	N	38	M	W	U	Boyfriend/ Girlfriend	Domestic Violence	Handgun

**NIBRS Summary - Homicide Report 09A Murder and Nonnegligent Manslaughter  
Maine 2023 Agencies 37 Incidents of Homicide and 60 Victims**

Agency Name Location Incident Date	Situation	VICTIM				OFFENDER				Relationship of Victim to Offender	Circumstances	Weapon Used
		Age	Gender	Race	Ethnicity	Age	Gender	Race	Ethnicity			
Lewiston PD 10/25/2023	Multiple Victims / Single Offender	14	M	W	N	40	M	W	U	Stranger	Other Circumstances	Rifle
		34	M	W	N					Stranger	Other Circumstances	Rifle
		44	M	W	N					Stranger	Other Circumstances	Rifle
		51	M	W	N					Stranger	Other Circumstances	Rifle
		51	M	W	N					Stranger	Other Circumstances	Rifle
		53	F	W	N					Stranger	Other Circumstances	Rifle
		73	F	W	N					Stranger	Other Circumstances	Rifle
		76	M	W	N					Stranger	Other Circumstances	Rifle
Lewiston PD 10/25/2023	Multiple Victims / Single Offender	35	M	W	N	40	M	W	U	Stranger	Other Circumstances	Rifle
		36	M	W	N					Stranger	Other Circumstances	Rifle
		40	M	W	N					Stranger	Other Circumstances	Rifle
		41	M	W	N					Stranger	Other Circumstances	Rifle
		42	M	W	N					Stranger	Other Circumstances	Rifle
		45	M	W	N					Stranger	Other Circumstances	Rifle
		48	M	W	N					Stranger	Other Circumstances	Rifle
		55	M	W	N					Stranger	Other Circumstances	Rifle
		57	M	W	N					Stranger	Other Circumstances	Rifle
		64	M	W	N					Stranger	Other Circumstances	Rifle

**NIBRS Summary - Homicide Report 09A Murder and Nonnegligent Manslaughter  
Maine 2023 Agencies 37 Incidents of Homicide and 60 Victims**

Agency Name Location Incident Date	Situation	VICTIM				OFFENDER				Relationship of Victim to Offender	Circumstances	Weapon Used
		Age	Gender	Race	Ethnicity	Age	Gender	Race	Ethnicity			
Lewiston PD 11/03/2023	Single Victim/ Single Offender	40	M	W	N	36	M	W	U	Friend	Unknown Circumstances	Firearm (Type Not Stated)
Topsham PD 11/21/2023	Single Victim/ Single Offender	64	F	W	N	71	M	W	N	Acquaintance	Other Circumstances	Knife/Cutting Instrument (Icepick, Ax, Etc.)
Maine State Police Saint Albans 11/22/2023	Single Victim/ Single Offender	57	M	W	N	46	M	I	N	In-Law	Argument	Personal Weapons (Hands, Fist, Feet, Arms, Teeth, Etc.)
Biddeford PD 11/24/2023	Single Victim/ Single Offender	27	M	B	N	25	M	W	U	Acquaintance	Drug Dealing	Handgun
Maine State Police Denmark 11/25/2023	Multiple Victims / Single Offender	69	M	W	U	53	F	U	U	Spouse	Domestic Violence	Knife/Cutting Instrument (Icepick, Ax, Etc.)
		93	F	W	N					Other Family Member	Domestic Violence	Knife/Cutting Instrument (Icepick, Ax, Etc.)
Bridgton PD 11/26/2023	Single Victim/ Single Offender	52	F	W	N	48	M	W	N	Boyfriend/ Girlfriend	Domestic Violence	Unknown
Maine State Police Searsmont 11/27/2023	Single Victim/ Single Offender	50	F	W	N	50	M	W	N	Ex-Relationship (Ex-boyfriend/ girlfriend)	Domestic Violence	Handgun
Westbrook PD 11/28/2023	11/28/2023	61	M	B	N	36	M	B	U	Acquaintance	Unknown Circumstances	Knife/Cutting Instrument (Icepick, Ax, Etc.)
Fairfield PD 11/28/2023	Single Victim/ Single Offender	61	M	W	N	22	M	B	U	Acquaintance	Unknown Circumstances	Knife/Cutting Instrument (Icepick, Ax, Etc.)
Farmington PD 12/27/2023	Multiple Victims / Unknown Offender	53	F	W	N	U	U	U	U	Unknown	Unknown Circumstances	Knife/Cutting Instrument (Icepick, Ax, Etc.)
		76	F	W	N	U	U	U	U	Unknown	Unknown Circumstances	Knife/Cutting Instrument (Icepick, Ax, Etc.)
Waterville PD 12/28/2023	Single Victim/ Single Offender	52	F	W	N	20	M	W	U	Otherwise Known	Unknown Circumstances	Knife/Cutting Instrument (Icepick, Ax, Etc.)

**NIBRS Summary - Homicide Report 09B Negligent Homicide**  
**Maine 2023 Agencies reported 11 Incidents of Homicide and 12 Victims**

Agency Name Location Incident Date	Situation	Victim				Offender Age				Relationship of Victim to Offender	Circumstances	Weapon Used
		Age	Gender	Race	Ethnicity	Age	Gender	Race	Ethnicity			
Auburn PD 03/11/2023	Single Victim / Single Offender	32	M	W	N	50	M	W	U	Stranger	Other Negligent Killings	Motor Vehicle/Vessel
Office of State Fire Marshal China 05/18/2023	Single Victim / Single Offender	48	F	W	N	31	M	W	N	Acquaintance	Other Negligent Killings	Fire/Incendiary Device
Auburn PD 06/14/2023	Single Victim / Single Offender	29	M	W	N	24	M	B	U	Friend	Other Negligent Weapon Handling	Motor Vehicle/Vessel
Lincoln SO Jefferson 07/07/2023	Single Victim / Single Offender	20	M	W	N	36	M	W	U	Friend	Other Negligent Killings	Motor Vehicle/Vessel
Maine State Police Baileyville 07/31/2023	Single Victim / Single Offender	15	M	I	N	17	M	W	N	Friend	Other Negligent Killings	Motor Vehicle/Vessel
Sanford PD 08/02/2023	Multiple Victims / Single Offender	65	M	W	N	70	M	W	U	Stranger	Other Negligent Weapon Handling	Motor Vehicle/Vessel
		15	M	W	N					Stranger	Other Negligent Weapon Handling	Motor Vehicle/Vessel
Somerset SO Saint Albans 08/25/2023	Single Victim / Single Offender	14	M	W	N	18	M	W	U	Friend	Other Negligent Killings	Motor Vehicle/Vessel
Oakland PD 8/31/2023	Single Victim / Single Offender	5 months	M	W	N	54	F	W	N	Babysittee of victim	Other Negligent Killings	Personal Weapons
Presque Isle PD 10/07/2023	Single Victim / Single Offender	43	F	W	N	48	M	U	N	Stranger	Other Negligent Killings	Other
Androscoggin SO Livermore 11/18/2023	Single Victim / Single Offender	16	M	W	N	16	M	W	U	Friend	Other Negligent Killings	Motor Vehicle/Vessel
Maine State Police Steuben 12/10/2023	Single Victim / Single Offender	17	M	W	N	18	M	W	N	Friend	Other Negligent Killings	Motor Vehicle/Vessel

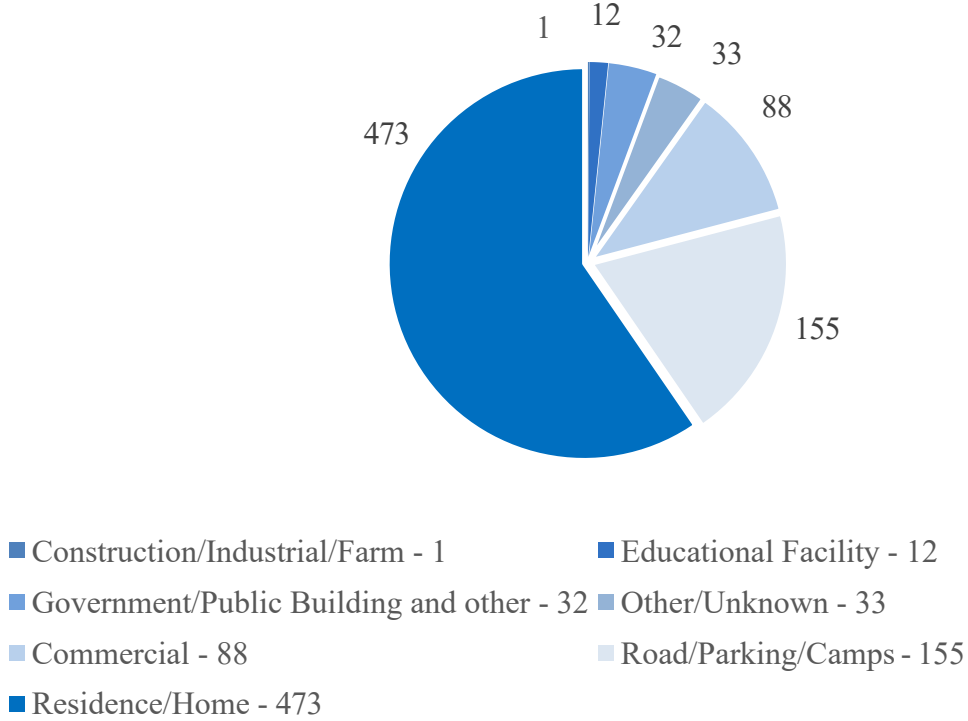
**NIBRS Summary - Homicide Report 09C Justifiable Homicide Maine 2023**  
**Agencies 4 Incidents of Homicide and 4 Victims**

Agency Name Location Incident Date	Situation	Victim				Offender				Relationship of Victim to Offender	Circumstance	Weapon Used
		Age	Gender	Race	Ethnicity	Age	Gender	Race	Ethnicity			
Berwick PD 05/13/2023	Single Victim / Single Offender	41	M	W	N	25	M	W	U	Friend	Criminal Killed in Commission of a Crime	Handgun
Lewiston PD 07/30/2023	Single Victim / Single Offender	26	M	B	N	24	M	B	U	Friend	Criminal Killed in Commission of a Crime	Handgun
Maine State Police Township C 09/13/2023	Single Victim / Single Offender	28	M	W	N	42	M	W	N	Otherwise Known	Criminal Resisted Arrest	Rifle
Portland PD 12/17/2023	Single Victim / Single Offender	42	M	W	N	25	M	W	N	Stranger	Criminal Attacked Police Officer and that Officer Killed Criminal	Handgun

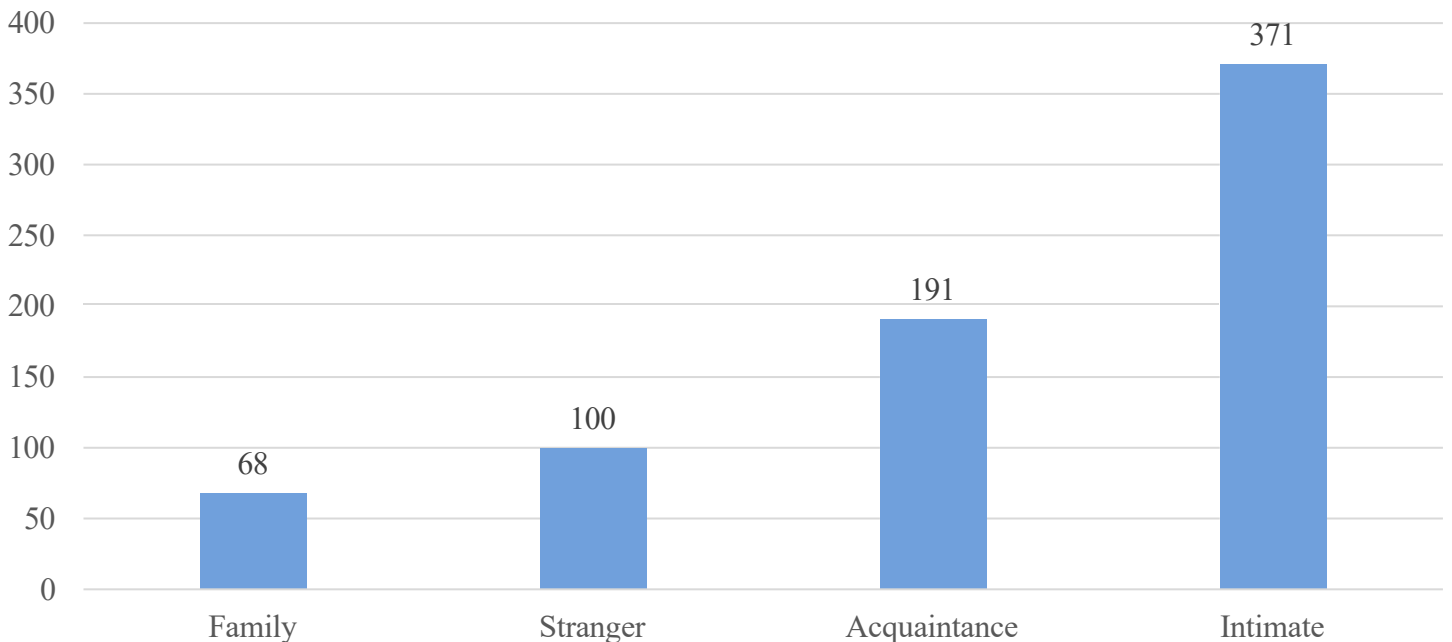
## Aggravated Assault

*During 2023 there was a total of 12,052 Assault offenses reported which include Aggravated Assault, Simple Assaults, and Intimidation. Reporting a clearance rate for all Assaults 49.18%. 3,893 of these incidents were reported as being Domestic violence related. 73.16% of Domestic Assaults were cleared.*

**Aggravated Assault - Location**

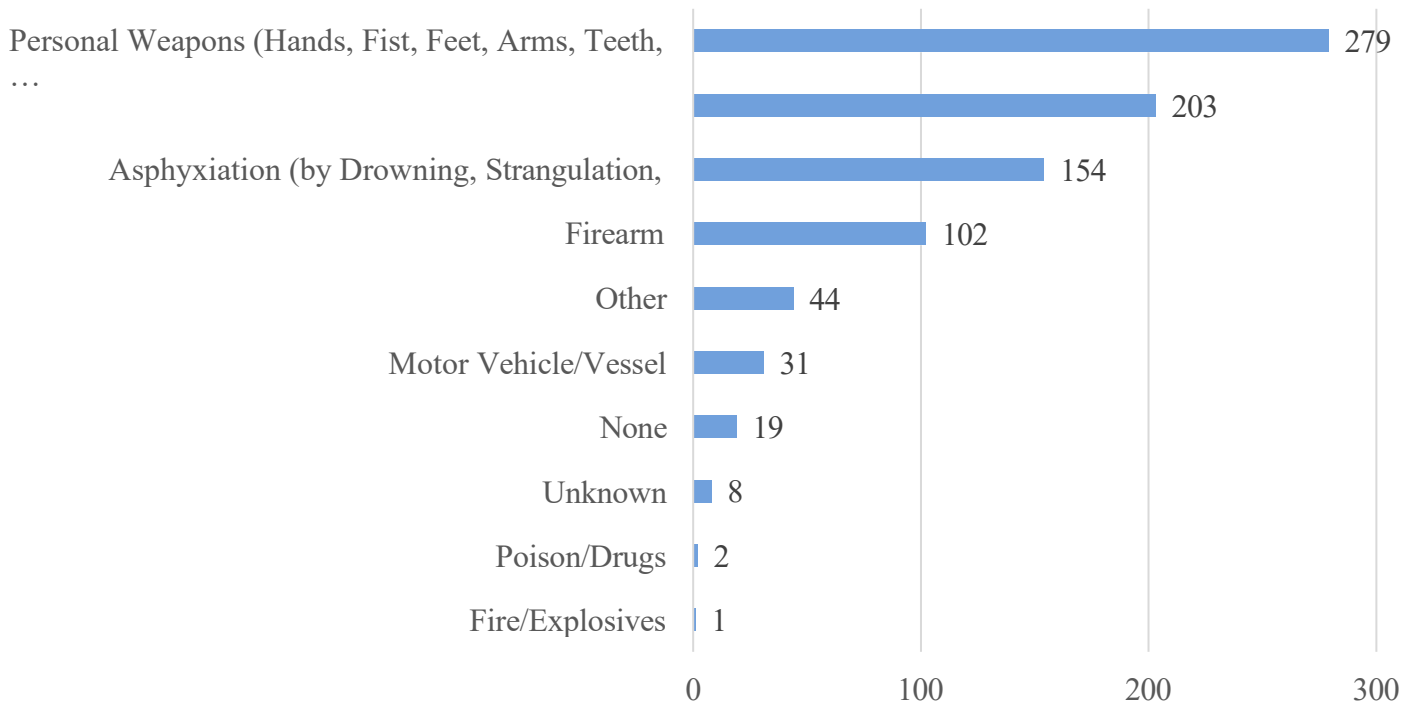


**Aggravated Assault - Relationship**

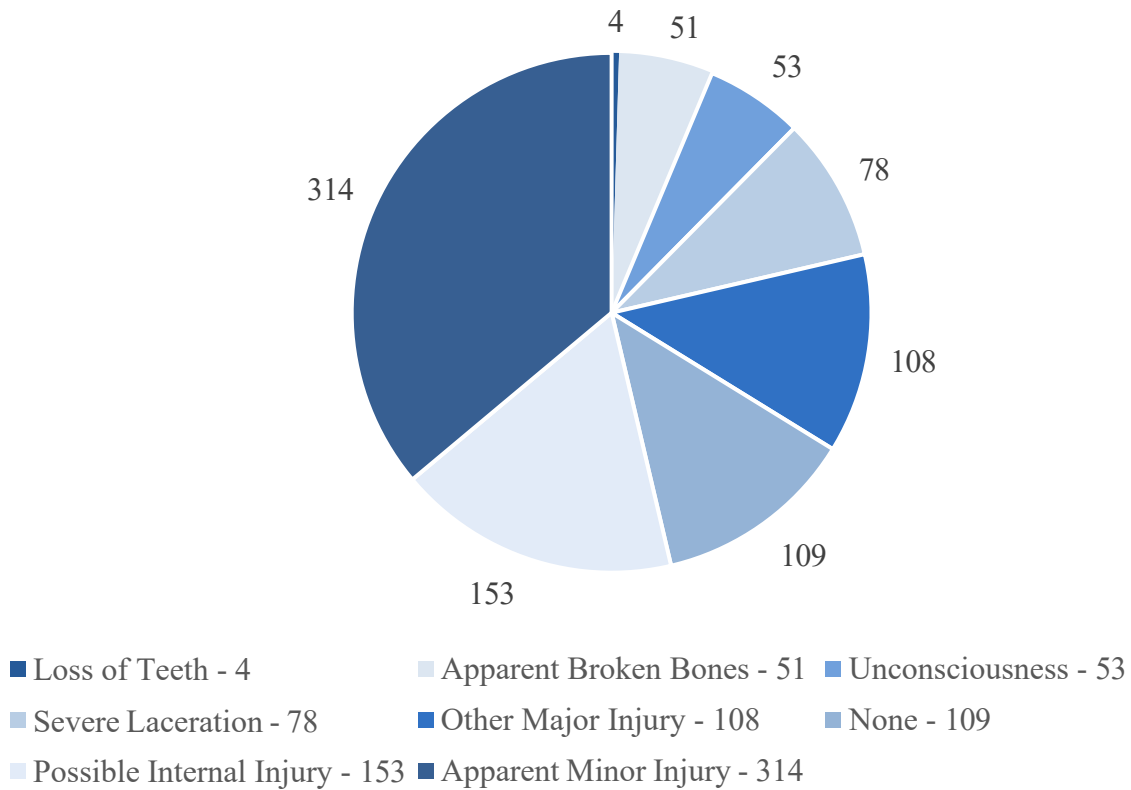


## Aggravated Assault

### Aggravated Assault - Weapon Used

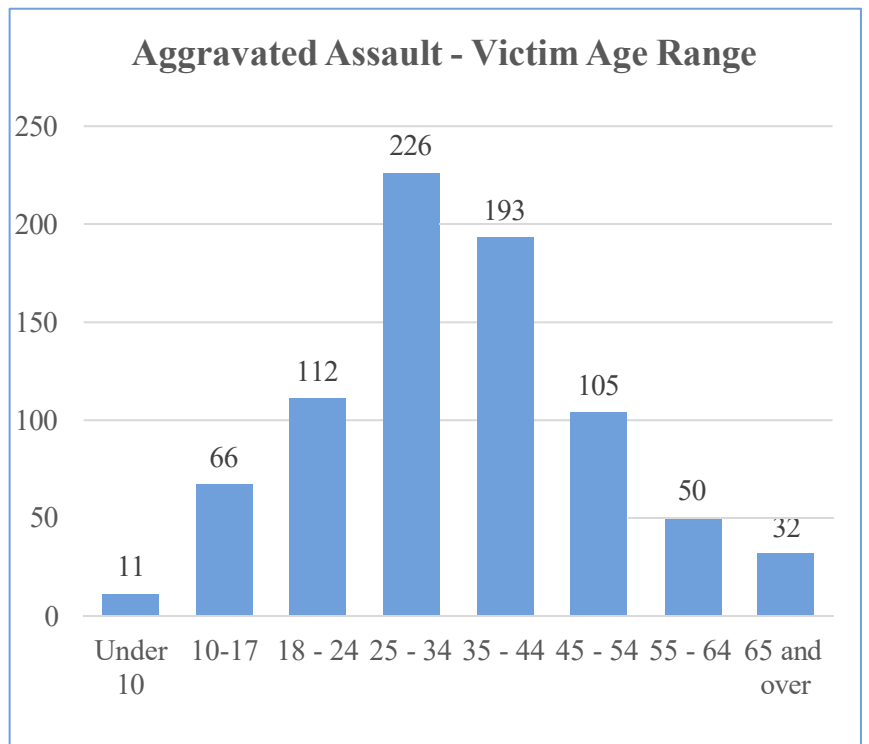
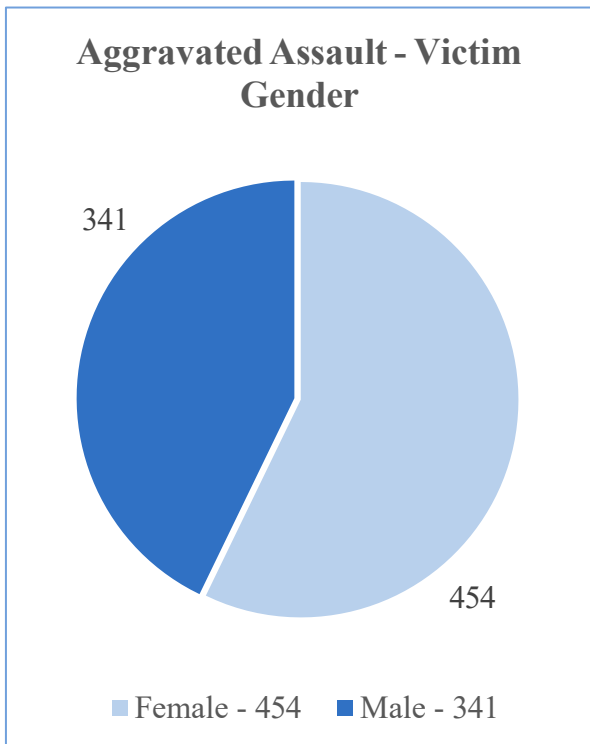
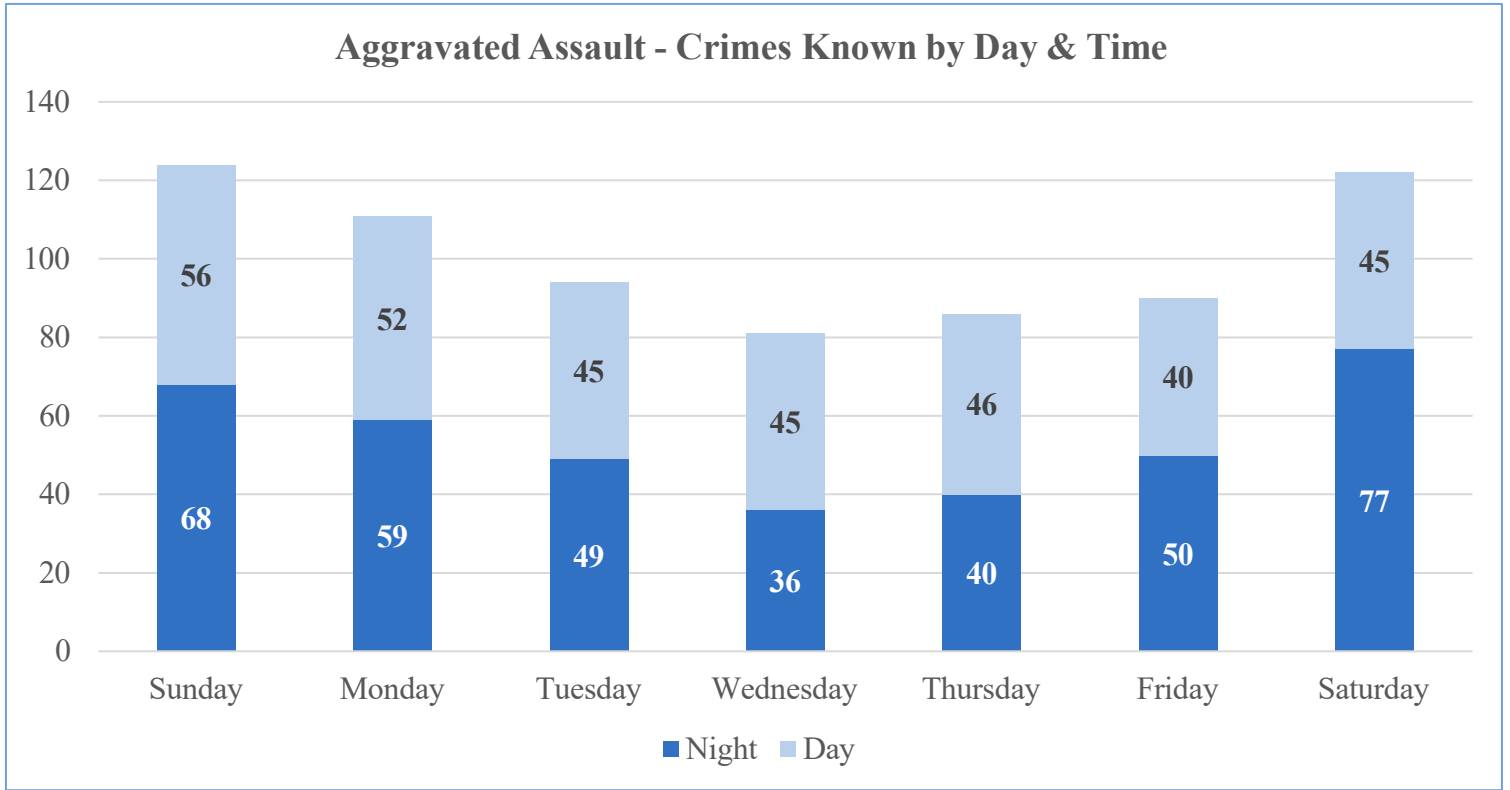


### Aggravated Assault - Injury Type



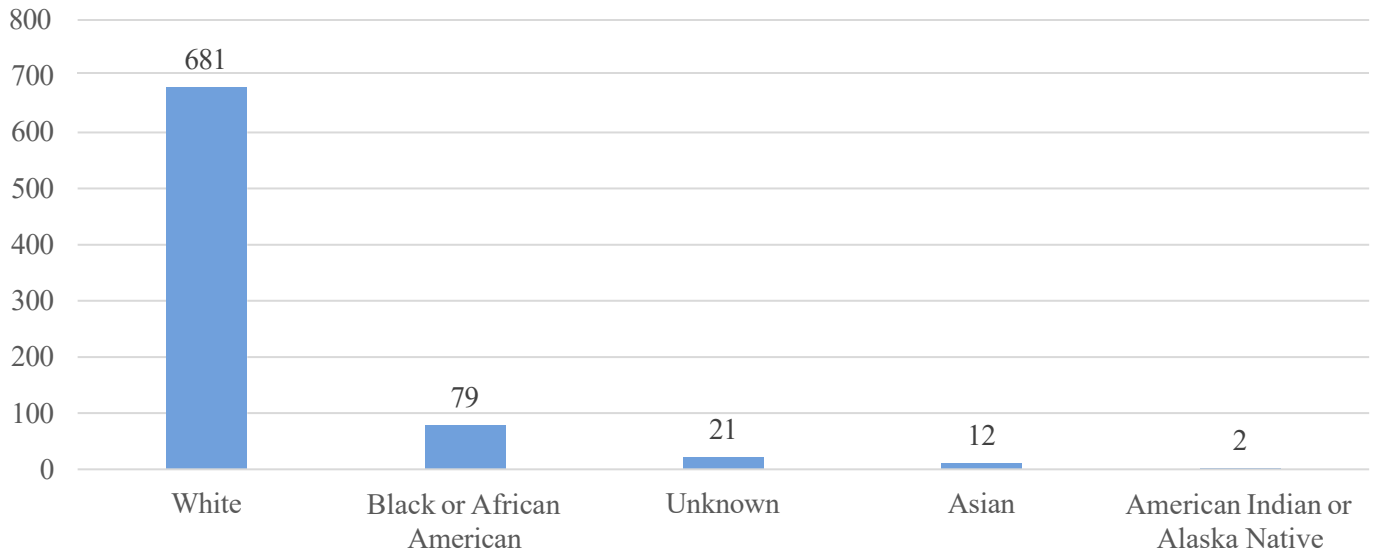


## Aggravated Assault

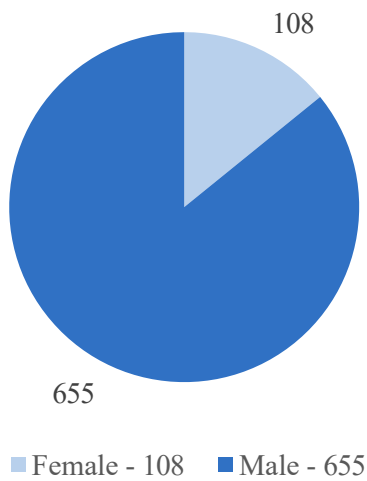


# Aggravated Assault

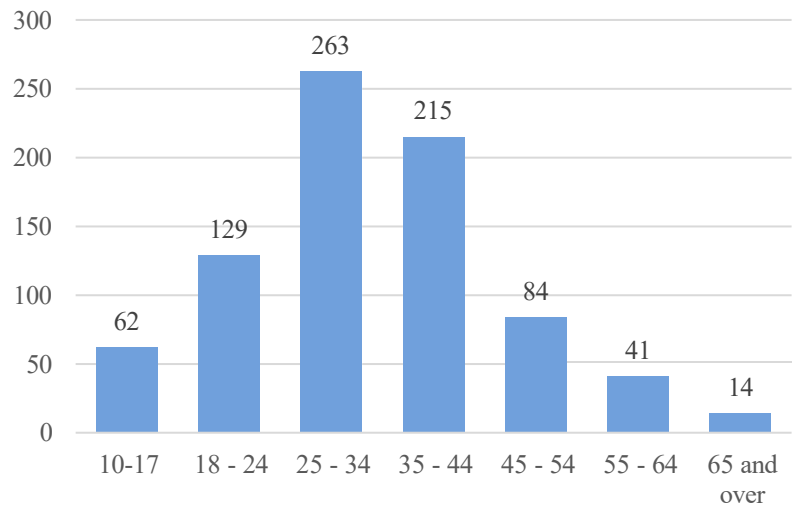
## Aggravated Assault - Victim Race



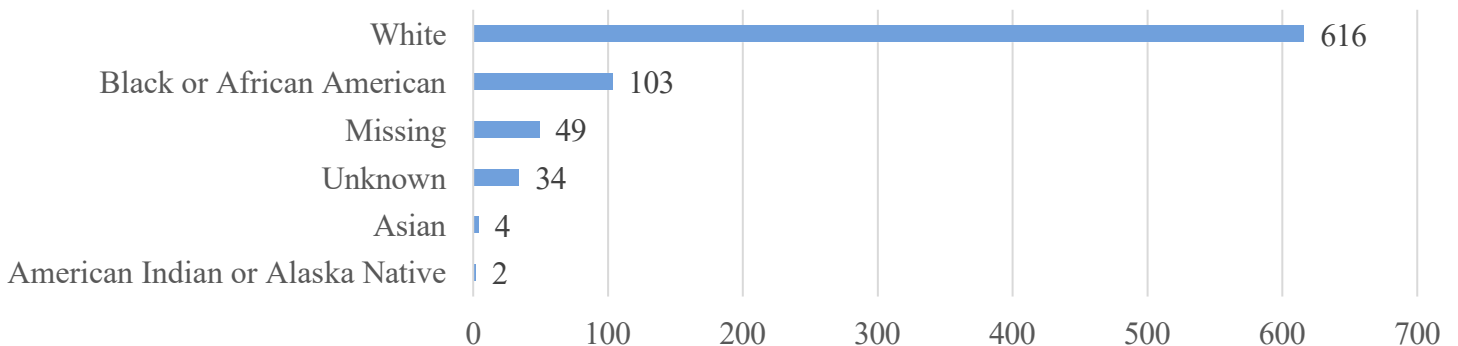
## Aggravated Assault - Offender Gender



## Aggravated Assault - Offender Age Range



## Aggravated Assault - Offender Race



# Domestic Violence

Due to problems of abuse and domestic violence between family or household members, the 109th Maine Legislature enacted a law entitled “An Act Concerning Abuse between Household and Family Members.” The law, Chapter 578 of the Public Laws of 1979, mandates the reporting of domestic violence data by law enforcement agencies and the collection of such data (Title 19, § 770 [1]) by the Uniform Crime Reporting Unit, State Bureau of Identification, Department of Public Safety.

Domestic Violence is a crime against person in NIBRS, therefore incidents are reported based on the number of victims involved in the incident. The categories that are selected to report a DV incident for this report are Simple Assault and Aggravated Assault. The Domestic Violence report is a Maine report that is published according to Maine Statutes. Definitions being “Family or household members”, present or former spouses or domestic partners, Individuals presently or formerly living together as spouses, Parents of the same child, adult household members related by consanguinity or affinity, Minor children of a parent or guardian when the defendant is an adult household member of that parent or guardian, Individual presently or formerly living together and Individuals who are or were sexual partners. The relationship between the victim and the suspect reflects whether the incident is reported as a domestic violence incident.

2021 was a transition year for all law enforcement agencies in Maine to begin reporting crime statistics in the new NIBRS format. With this new reporting change, and additional victim/offender relationship being submitted in an automated format, there has been an increase in the number of reported domestic violence incidents for 2021. This is most likely due to more accurate and expanded relationship data available under the new reporting system, and the now automated process for NIBRS data to be checked for errors and missing information.

## **During 2023:**

- A grand total of 12,065 assaults were reported for 2023. 3,934 victims of reported Aggravated and Simple assaults were domestic related based on the victim/offender relationship that has been reported.
- Domestic Assaults increase of 0.67% with an increase of 26 victims from 2022.
- Law Enforcement agencies cleared 2,985 domestic assaults, resulting in a clearance rate of 75.88%
- Of the 3,934 Domestic Violence assaults, 3,243 involved personal weapons being used which consists of Hands, Fists, Feet, Arms, Teeth, Etc.

### Domestic Violence Assaults by County

Offense Type	Victim to Offender Relationship	Androscoggin	Aroostook	Cumberland	Franklin	Hancock	Kennebec	Knox	Lincoln	Oxford	Penobscot	Piscataquis	Sagadahoc	Somerset	Waldo	Washington	York	Maine State Police
Aggravated Assault	Spouse	9	5	18	4	5	8	--	1	4	4	--	--	5	--	1	15	7
	Ex-Spouse	--	1	1	--	--	1	--	--	--	1	--	--	--	--	--	1	--
	Common-Law Spouse	1	--	2	--	--	--	--	--	--	--	--	--	--	--	--	1	3
	Boyfriend/Girlfriend	31	7	45	8	8	15	4	2	3	28	1	3	9	2	5	26	14
	Ex-Relationship (Ex-boyfriend/girlfriend)	8	3	19	3	2	6	--	1	--	2	1	--	3	--	--	11	4
	Child	6	2	1	1	1	2	1	--	--	1	--	--	--	--	--	3	3
	Stepchild	1	--	--	--	--	--	--	--	--	--	--	--	--	--	--	--	--
	Grandchild	--	--	2	--	--	--	--	--	--	--	--	--	--	--	--	--	--
	Sibling (Brother or Sister)	1	1	2	2	--	1	1	1	--	1	--	--	--	--	--	3	1
	Parent	1	--	4	--	1	2	--	--	1	1	1	--	1	--	--	1	1
	Stepparent	1	1	--	1	--	--	--	--	--	--	--	--	--	1	--	2	1
	Grandparent	--	--	--	--	--	--	--	--	--	1	--	--	--	--	--	--	--
	In-Law	--	1	--	--	--	--	--	--	--	--	--	--	--	--	--	--	--
	Other Family Member	1	--	3	--	--	--	--	--	--	1	--	1	1	--	--	1	--
Simple Assault	Spouse	59	31	97	25	10	88	4	18	7	46	6	11	33	5	12	84	59
	Ex-Spouse	8	2	6	2	1	6	2	1	2	5	--	--	3	--	--	14	1
	Common-Law Spouse	6	1	7	1	1	3	2	2	--	1	--	--	1	--	--	2	1
	Boyfriend/Girlfriend	141	77	202	49	27	202	37	26	27	179	16	26	59	20	37	184	95
	Ex-Relationship (Ex-boyfriend/girlfriend)	38	10	49	10	7	49	3	12	3	30	1	4	26	5	3	67	19
	Child	16	11	29	8	11	38	9	9	6	24	1	1	18	3	7	37	19
	Stepchild	9	2	4	3	1	6	--	4	1	--	--	--	--	1	1	9	2
	Grandchild	2	--	2	--	--	2	--	--	--	--	--	--	1	2	1	4	3
	Sibling (Brother or Sister)	12	4	18	8	4	21	2	7	3	8	6	--	11	3	2	38	12
	Stepsibling	--	--	--	1	--	4	1	--	--	--	--	--	--	1	--	1	1
	Parent	29	17	53	14	9	45	6	11	8	32	3	8	22	4	12	76	32
	Stepparent	5	--	2	1	2	5	1	1	3	7	1	2	6	--	1	6	3
	Grandparent	3	3	5	1	--	2	--	1	--	6	1	--	2	--	--	5	6
	In-Law	2	1	3	2	1	5	3	1	--	2	1	--	5	--	1	7	3
	Other Family Member	6	4	17	6	1	10	1	2	9	14	1	1	10	2	3	13	3

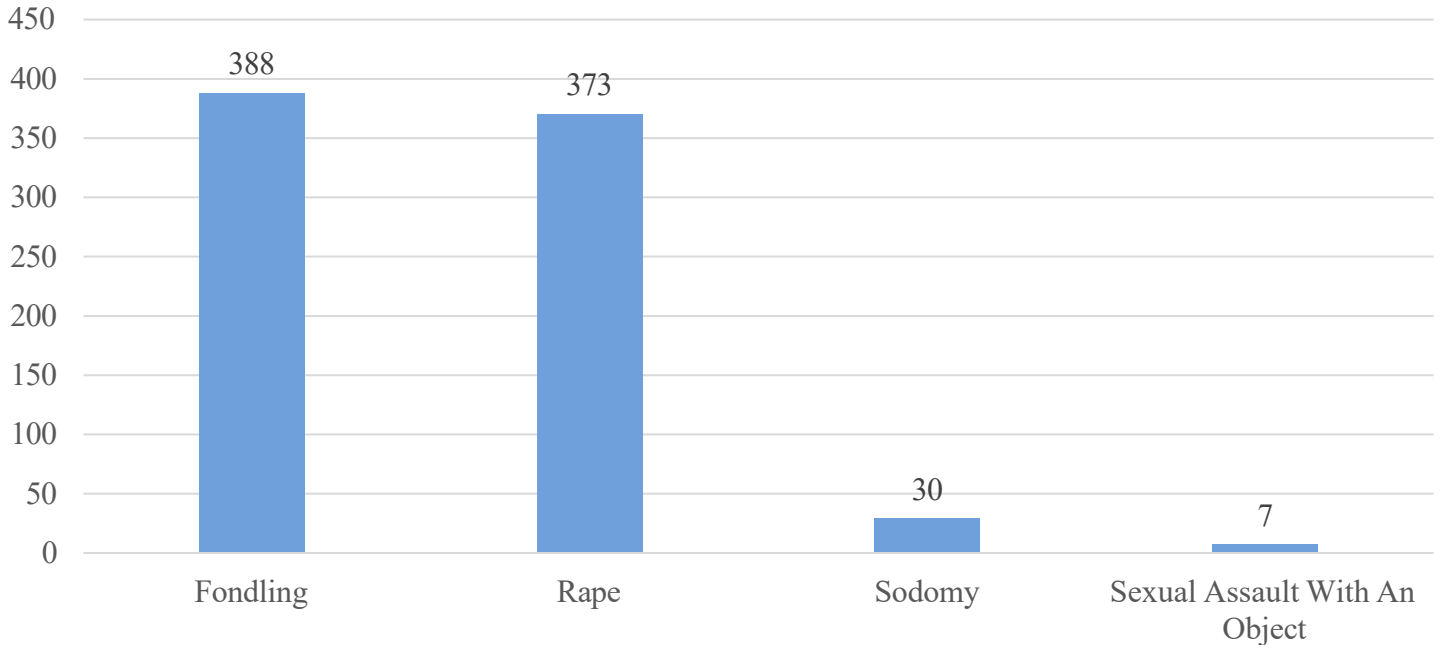
## Sex Offenses

*Forcible Sex Offenses include Rape, Sodomy, Sexual Assault with an Object, and Forcible Fondling.*

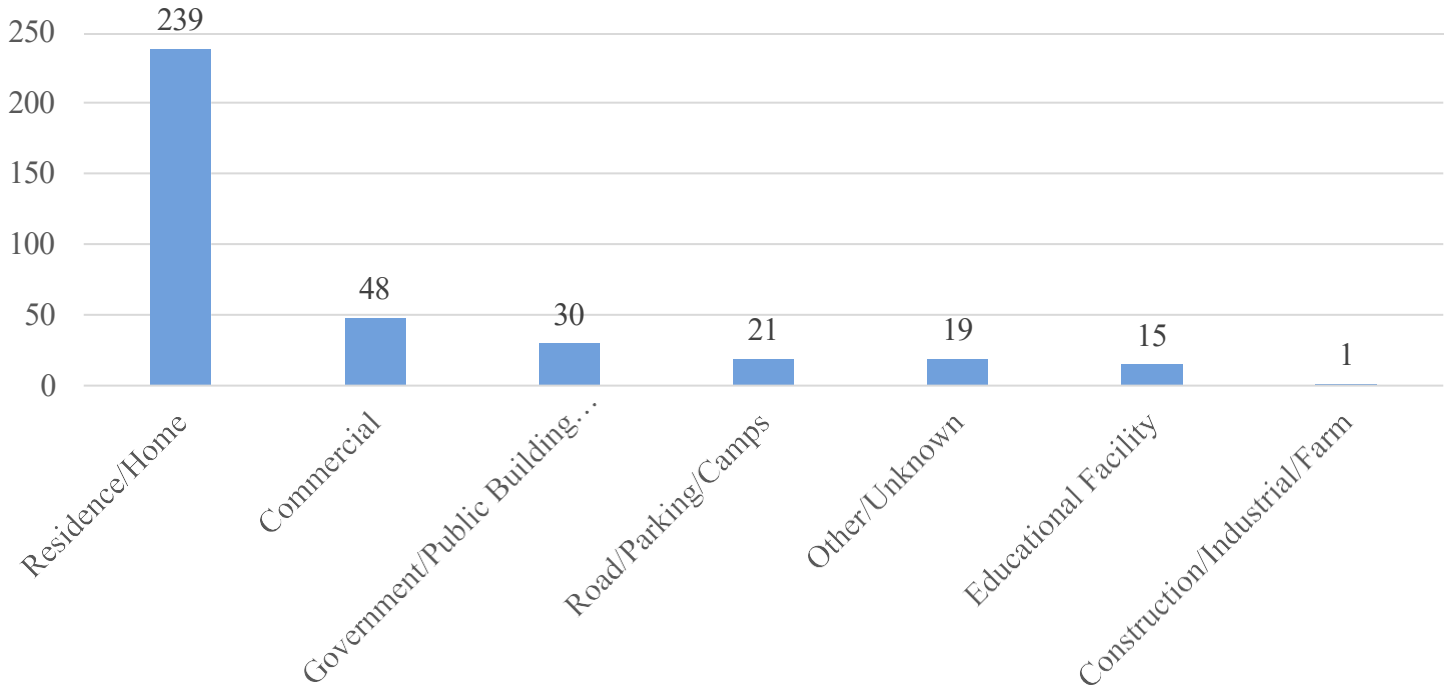
*In 2023, agencies reported a total of 798 incidents, resulting in 855 reported victims.*

*Sex Offenses report a 27.82% clearance rate.*

### Sex Offenses - Incidents Reported

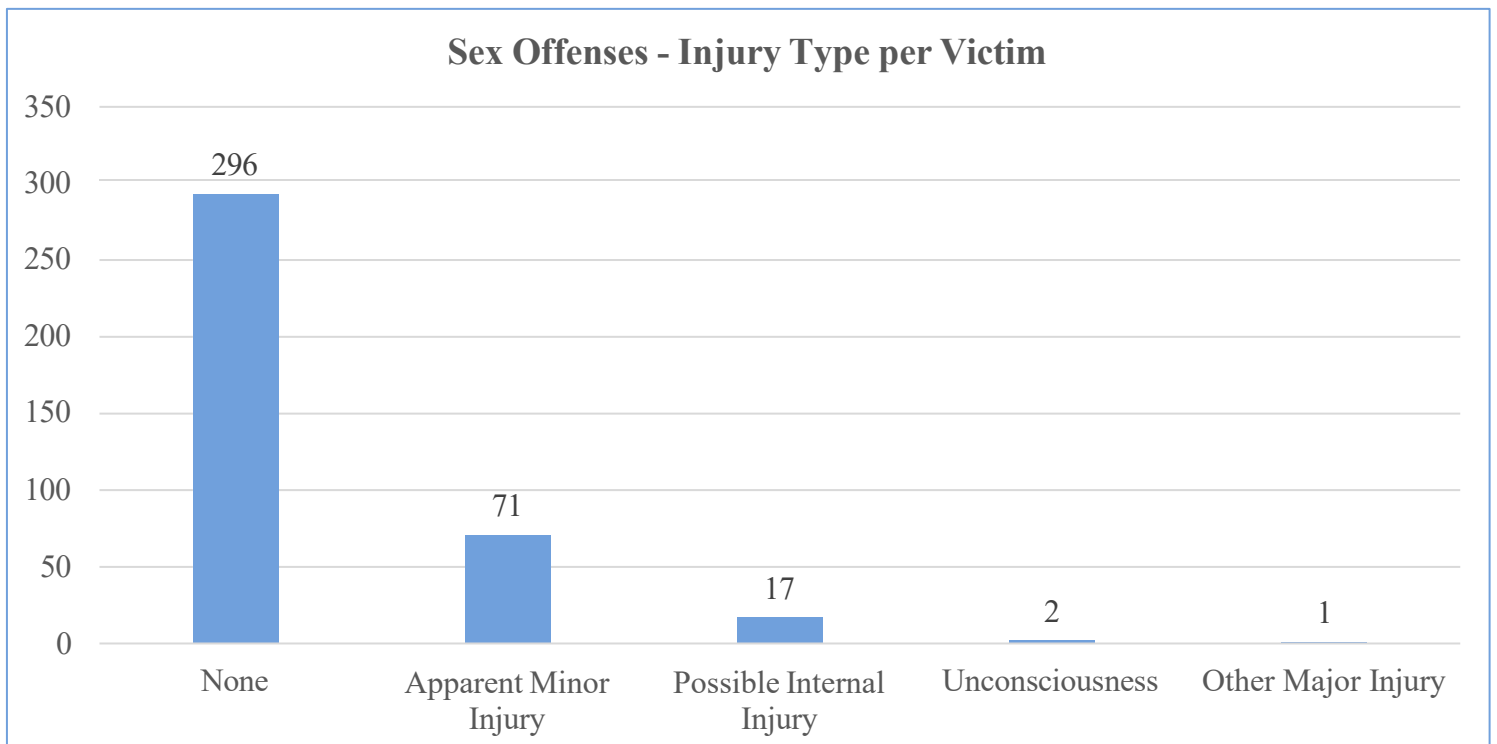


### Sex Offenses - Incident Location

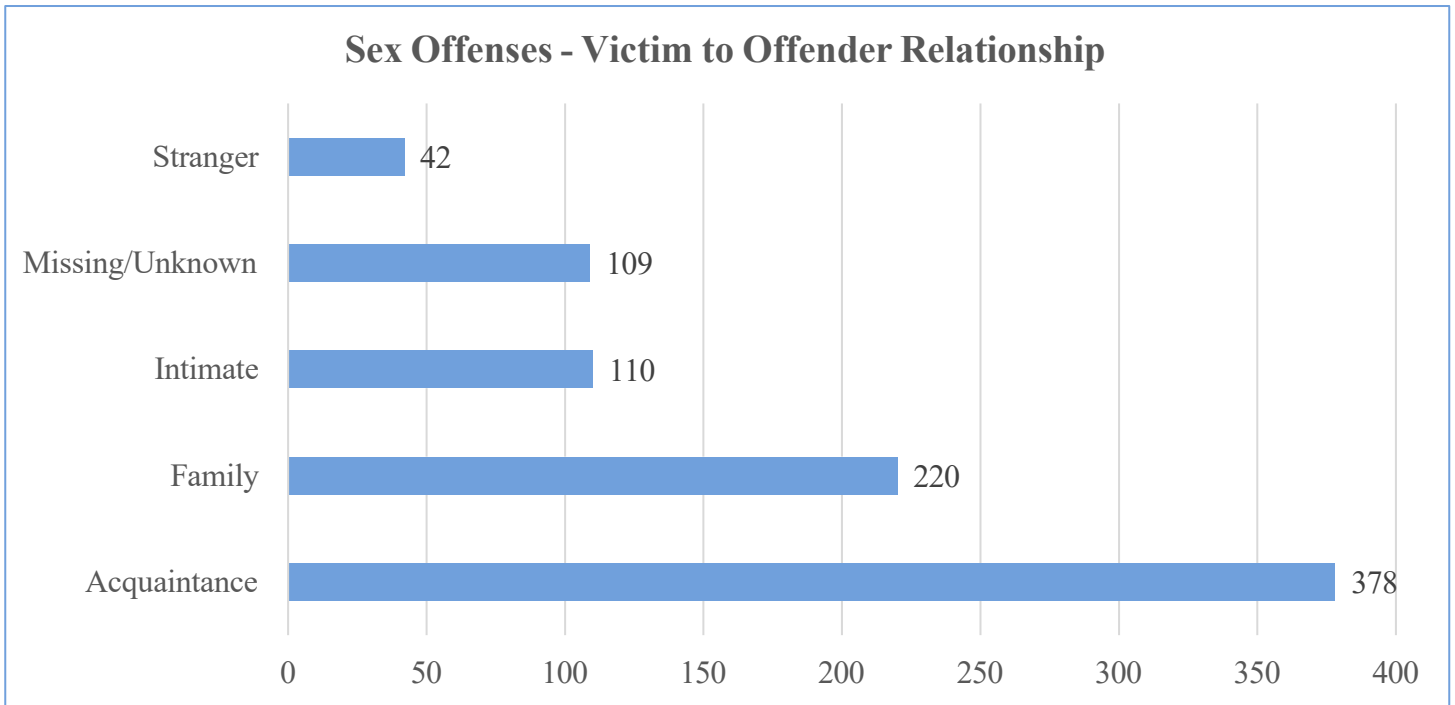


## Sex Offenses

Type of Weapon/Force Involved	Offense Type			
	Rape	Sodomy	Sexual Assault with An Object	Fondling
Personal Weapons (Hands, Fist, Feet, Arms, Teeth, Etc.)	211	15	5	249
None / Unknown	131	10	--	127
Other	14	4	--	8
Poison/Drugs	11	--	1	3
Asphyxiation (by Drowning, Strangulation, Suffocation, Gas)	4	--	1	1
Dangerous Weapons	3	1	1	--
Firearm	2	--	--	4



## Sex Offenses



### Number of Victims

#### INTIMATE:

Spouse	9
Boyfriend/Girlfriend	54
Ex-Relationship (Ex-boyfriend/girlfriend)	42
Ex-Spouse	4
Common-Law Spouse	1

#### FAMILY:

Child	58
Sibling (Brother or Sister)	42
Other Family Member	61
Stepchild	27
Grandchild	25
Stepparent	5
Stepsibling	11
Grandparent	1

#### ACQUAINTANCE:

Acquaintance	200
Friend	74
Child of Boyfriend/Girlfriend	16
Neighbor	12
Babysittee (the Baby)	10
Otherwise Known	67
Stranger	42
Unknown/Missing/ Victim Offender	115

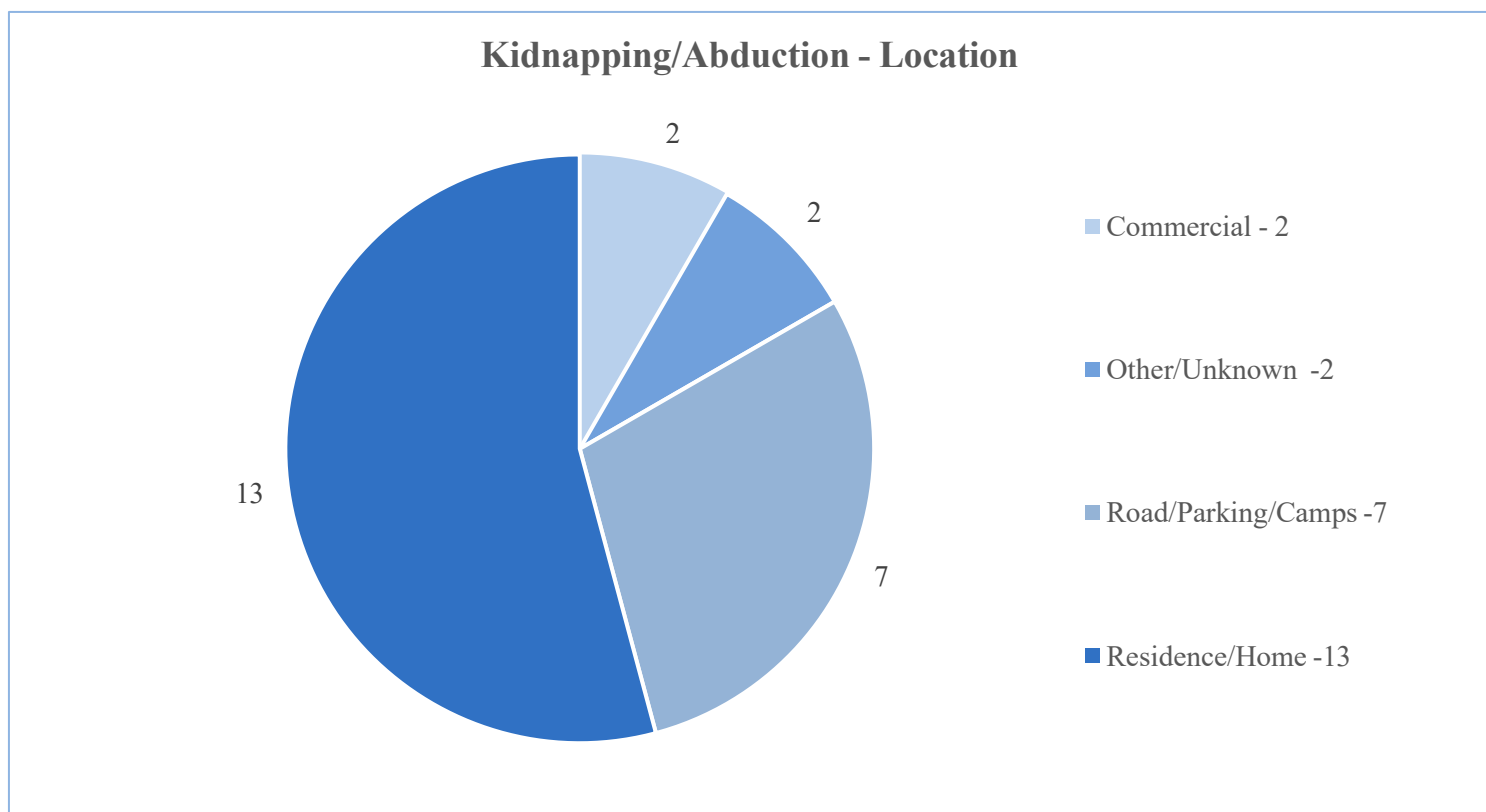
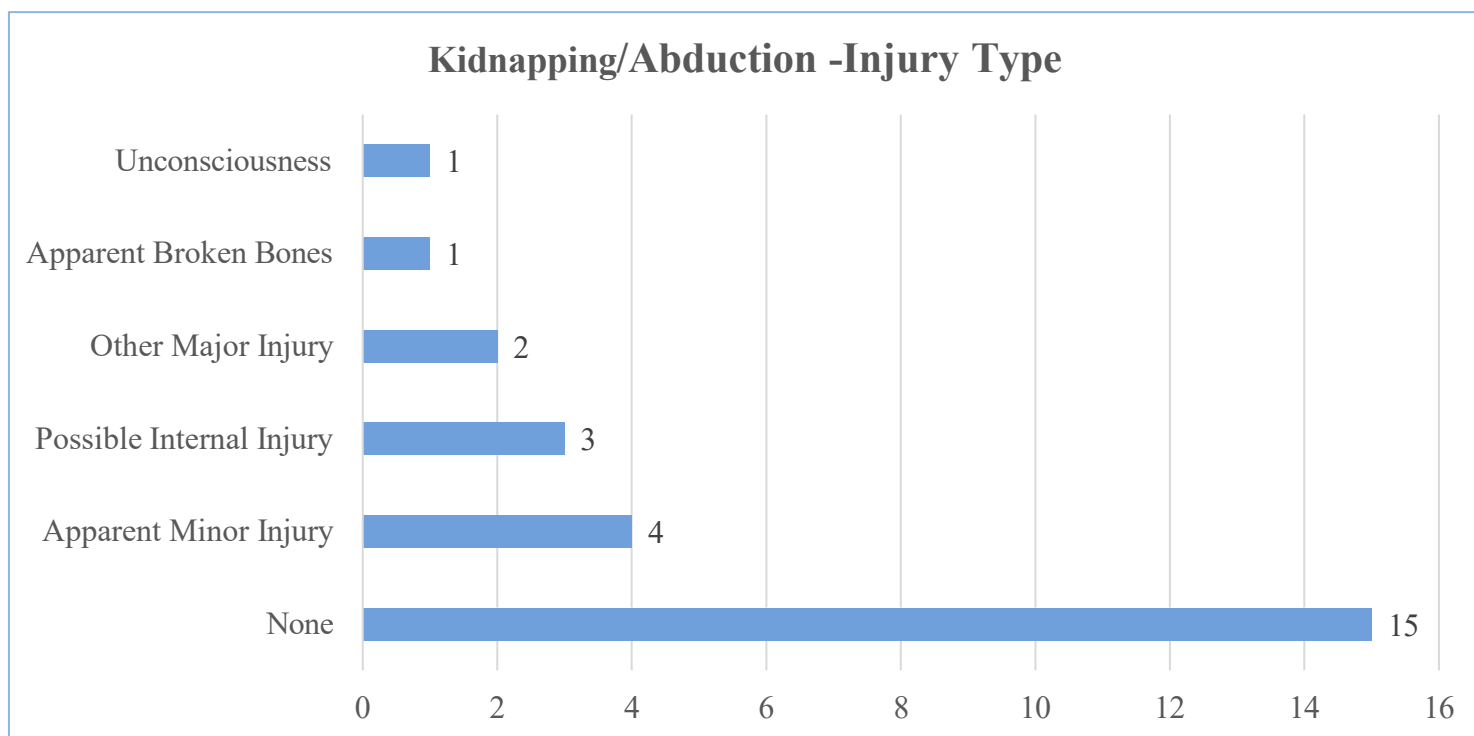
## Sex Offenses - Victim & Offender Age, Gender, and Race

Victim Gender	Victim Age	Victim Race					
		White	Black or African American	American Indian or Alaska Native	Asian	Native Hawaiian or Other Pacific Islander	Unknown
Female	Under 10	24	3	--	--	--	--
	10 - 17	111	3	1	3	--	1
	18 - 24	63	1	--	--	--	4
	25 - 34	61	3	--	4	--	--
	35 - 44	55	3	1	--	--	1
	45 - 54	12	--	--	--	--	--
	55 - 64	11	--	--	--	--	--
	65 and over	5	--	--	--	--	--
Male	Under 10	3	--	--	--	--	--
	10 - 17	5	--	--	--	--	--
	18 - 24	3	--	--	--	--	--
	25 - 34	3	--	--	--	--	--
	35 - 44	1	--	--	--	--	--
	45 - 54	--	--	--	--	--	--
	55 - 64	1	--	--	--	--	--
	65 and over	--	--	--	--	--	--
Offender Gender	Offender Age	Offender Race					
		White	Black or African American	American Indian or Alaska Native	Asian	Native Hawaiian or Other Pacific Islander	Unknown
Female	Under 10	--	--	--	--	--	--
	10 - 17	2	--	--	--	--	--
	18 - 24	1	--	--	--	--	--
	25 - 34	1	--	--	--	--	--
	35 - 44	3	--	--	--	--	--
	45 - 54	--	--	--	--	--	--
	55 - 64	--	--	--	--	--	--
	Unknown	--	--	--	--	--	--
Male	Under 10	2	--	--	--	--	--
	10 - 17	37	2	--	--	--	1
	18 - 24	56	3	--	--	--	4
	25 - 34	44	10	--	--	--	8
	35 - 44	50	13	--	1	--	5
	45 - 54	30	4	--	--	--	1
	55 - 64	18	1	2	--	--	1
	Unknown	3	--	--	--	--	1
Unknown	Under 10	--	--	--	--	--	--
	10 - 17	5	--	--	--	--	--
	18 - 24	7	--	--	--	--	--
	25 - 34	--	--	--	--	--	--
	35 - 44	--	1	--	--	--	--
	45 - 54	--	--	--	--	--	--
	55 - 64	--	--	--	--	--	--
	Unknown	--	--	--	--	--	--



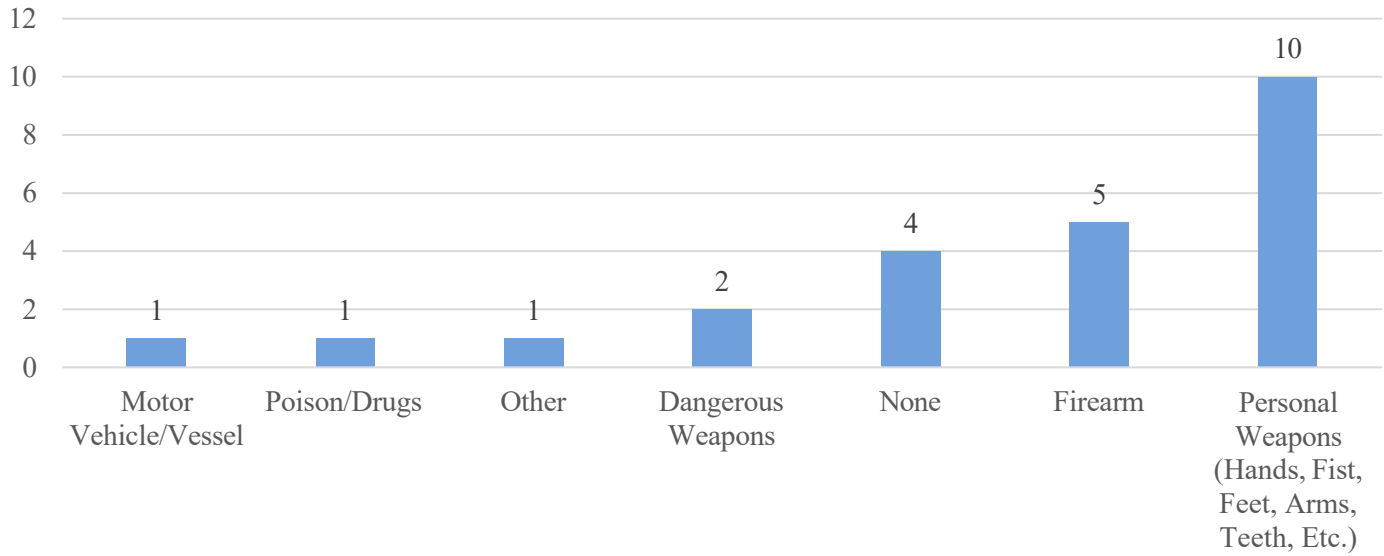
## Kidnapping/Abduction

*In 2023, 25 Kidnapping/Abduction incidents were reported, with a clearance rate of 68%*

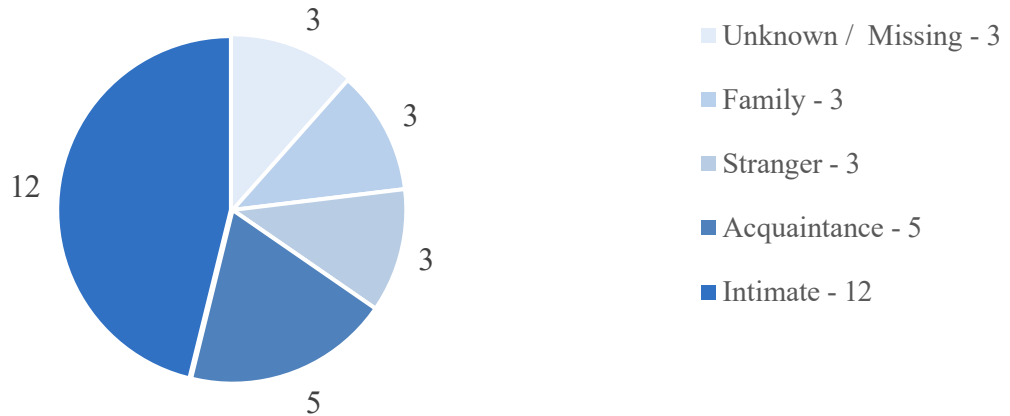


# Kidnapping/Abduction

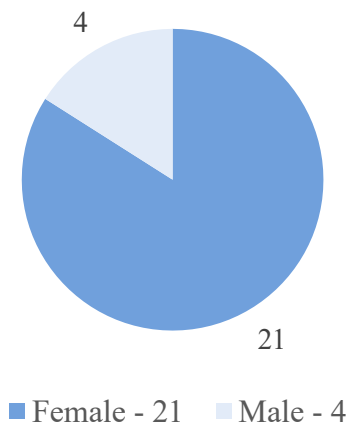
## Kidnapping/Abduction Weapon Used



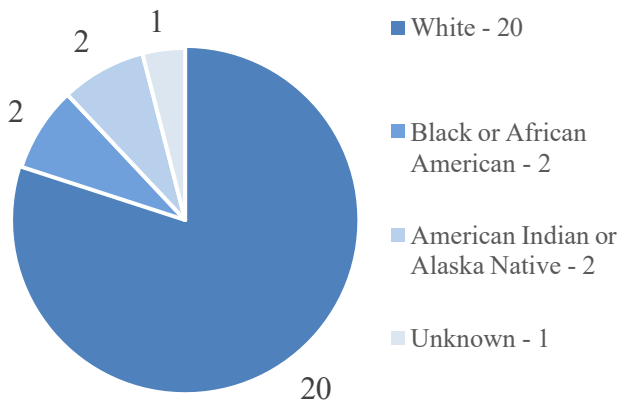
## Kidnapping/Abduction / Victim to Offender Relationship



## Kidnapping/Abduction – Victim Gender

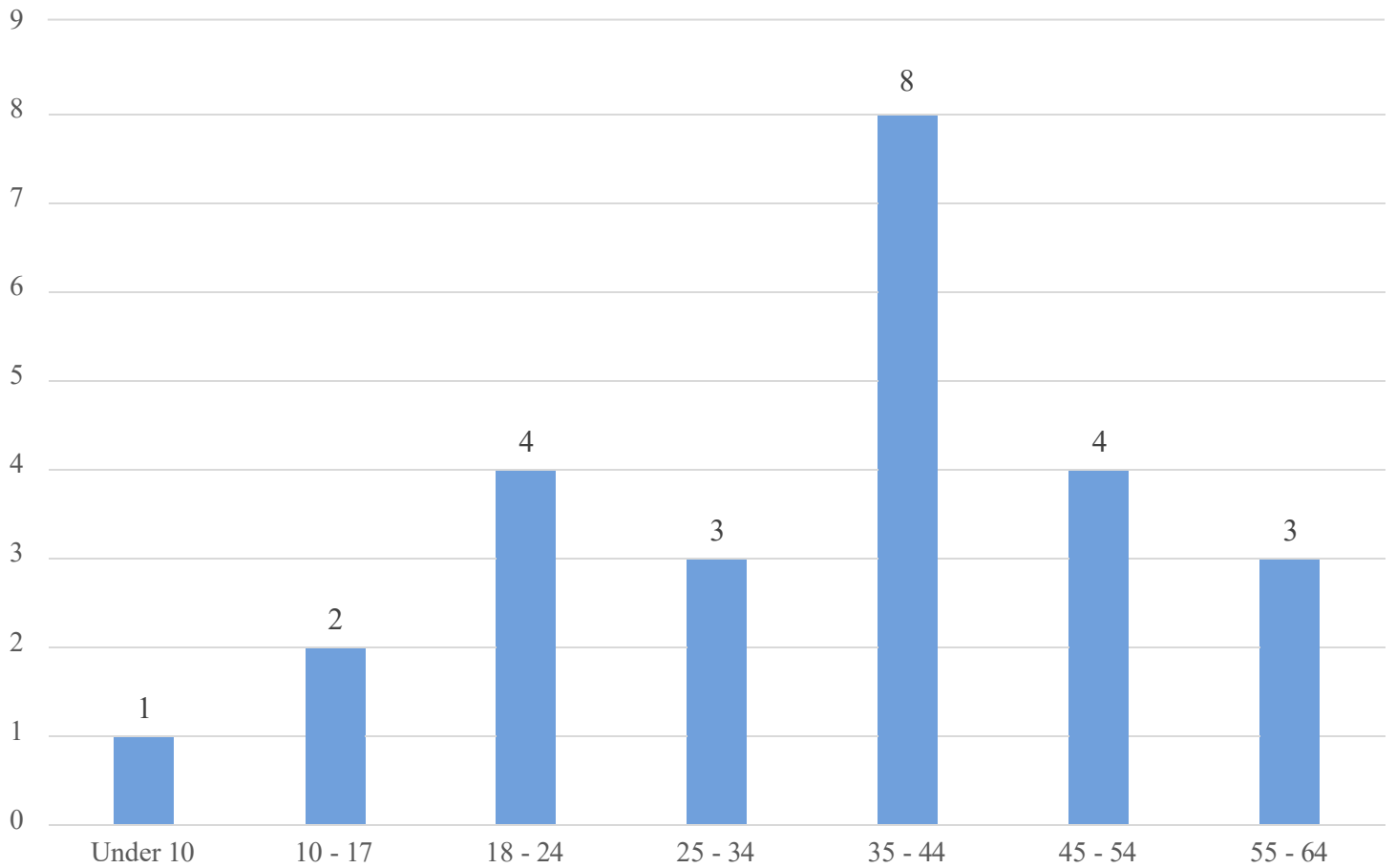


## Kidnapping/Abduction – Victim Race

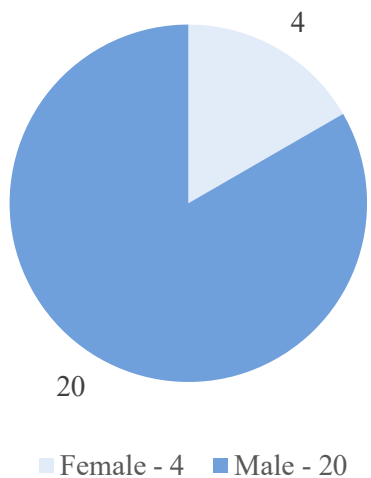


## Kidnapping/Abduction

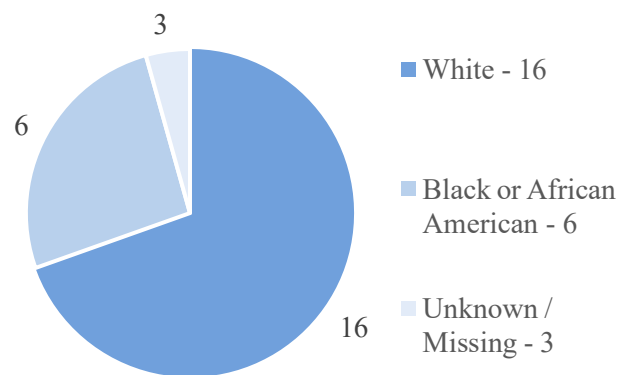
**Kidnapping/Abduction - Known Victim Age Range**



**Kidnapping/Abduction - Offender Gender**

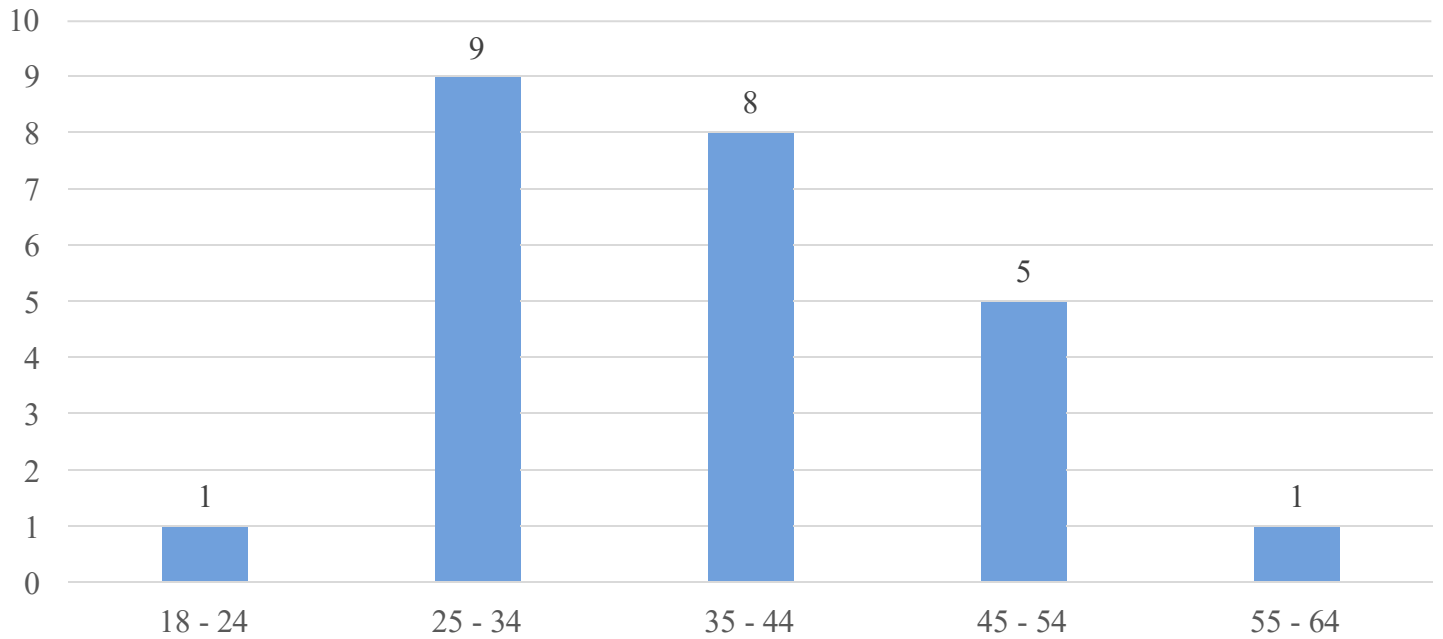


**Kidnapping-Abduction – Offender Race**

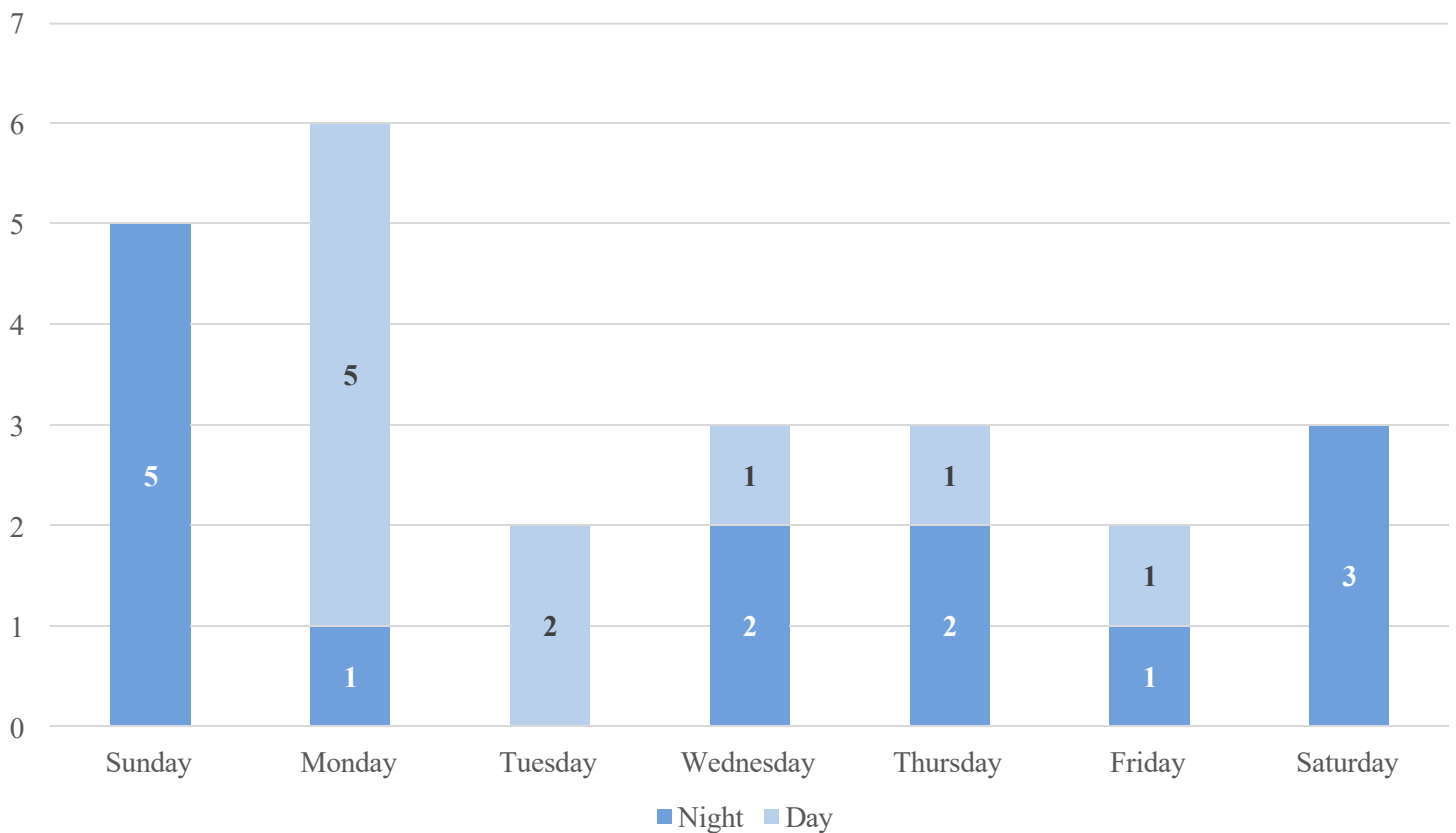


## Kidnapping/Abduction

### Kidnapping/Abduction - Offender Age Range



### Kidnapping/Abduction - Crimes Known by Day and Time



### Burglary/Breaking and Entering

The unlawful entry into a building or other structure with the intent to commit a felony or a theft.

# CRIMES AGAINST PROPERTY

### Robbery

The taking or attempting to take anything of value under from the control, custody, or care of another person by force or threat of force and/or by putting the victim in fear of immediate harm

### Larceny

The unlawful taking, carrying, leading, or riding away of property from the possession or constructive possession of another person

### Motor Vehicle Theft

The theft of a motor vehicle

### Fraud

The intentional perversion of the truth for the purpose of inducing another person or other entity in reliance upon it to part with something of value or to surrender a legal right

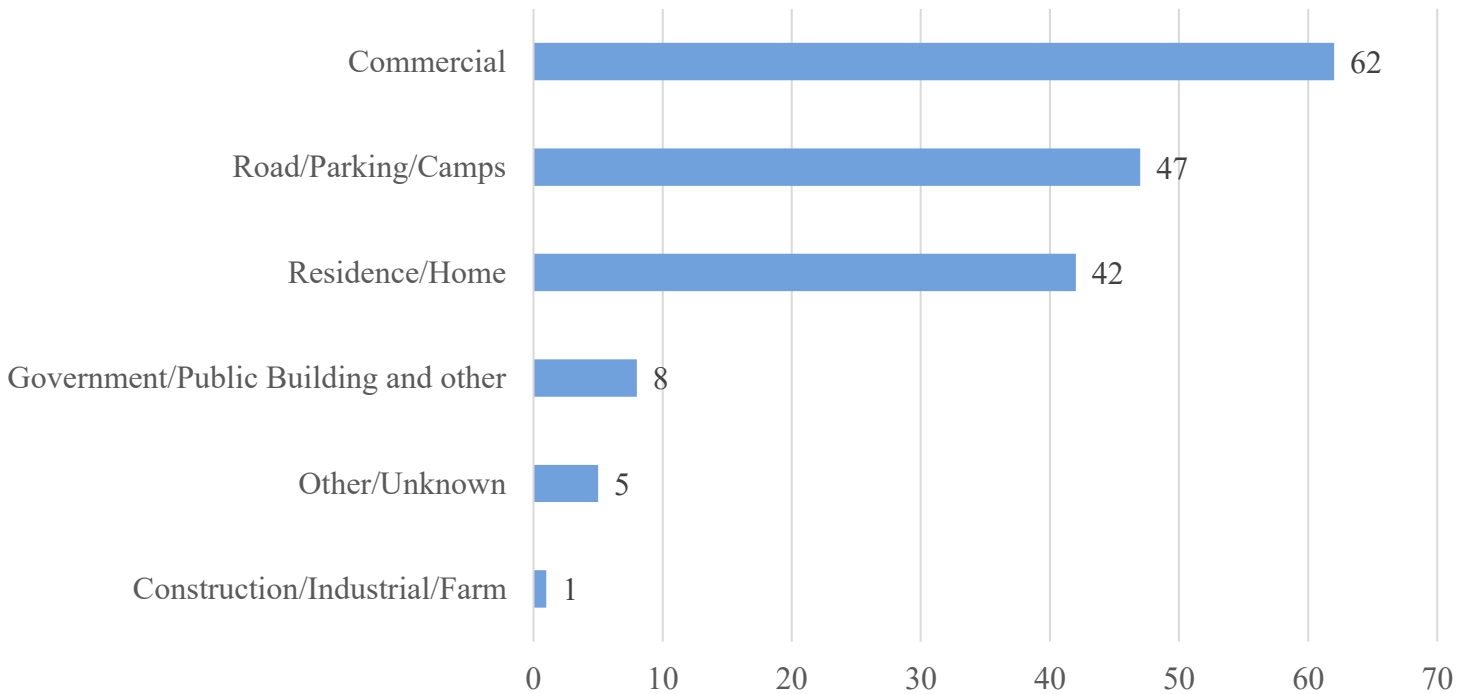
**Crimes Against Property –**  
**Crime Rates for 2023 is 17.14 per 1,000 population**  
**Crime Rate for 2022 is 19.46 per 1,000 population**  
 (note 2022 rates have changed due to calculations)

Offense Type	2022		2023	
	Number of Crimes	Offense Rate (per 1,000)	Number of Crimes	Offense Rate (per 1,000)
<b>Crimes Against Property</b>	<b>26,960</b>	<b>19.46</b>	<b>25,066</b>	<b>17.14</b>
Arson	161	0.12	156	0.11
Bribery	5	0.00	7	0.00
Burglary/Breaking & Entering	1,600	1.15	1,549	1.06
Counterfeiting/Forgery	486	0.35	514	0.35
Destruction/Damage/Vandalism of Property	5,804	4.19	5,221	3.57
Embezzlement	41	0.03	34	0.02
Extortion/Blackmail	69	0.05	59	0.04
False Pretenses/Swindle/Confidence Game	1,710	1.23	1,719	1.18
Credit Card/Automated Teller Machine Fraud	561	0.40	505	0.35
Impersonation	297	0.21	323	0.22
Welfare Fraud	10	0.01	14	0.01
Wire Fraud	111	0.08	92	0.06
Identity Theft	58	0.04	87	0.06
Hacking/Computer Invasion	7	0.01	6	0.00
Robbery	141	0.10	165	0.11
Pocket-picking	14	0.01	24	0.02
Purse-snatching	35	0.03	31	0.02
Shoplifting	3,275	2.36	3,092	2.11
Theft From Building	828	0.60	834	0.57
Theft From Coin Operated Machine or Device	10	0.01	6	0.00
Theft From Motor Vehicle	1,762	1.27	1,387	0.95
Theft of Motor Vehicle Parts/Accessories	503	0.36	216	0.15
All Other Larceny	8,321	6.01	7,796	5.33
Motor Vehicle Theft	1,027	0.74	1,100	0.75
Stolen Property Offenses	125	0.09	129	0.09

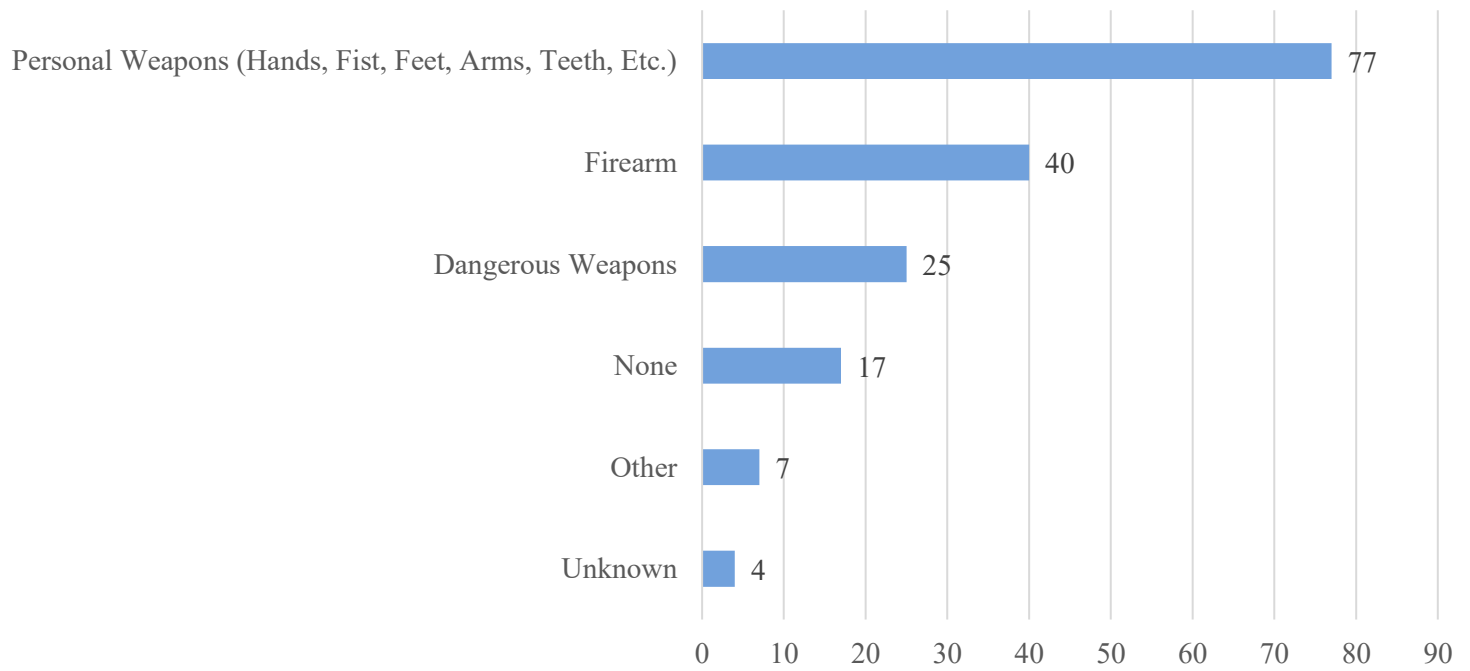
# Robbery

Agencies reported 165 Incidents of Robbery for 2023. With a clearance rate of 42.42% offenses cleared.

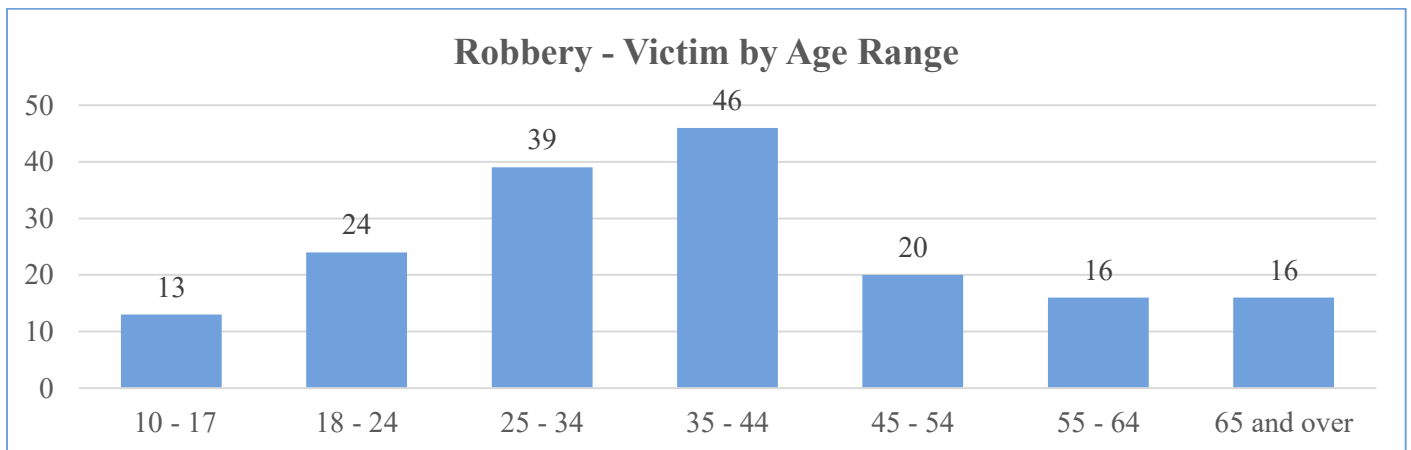
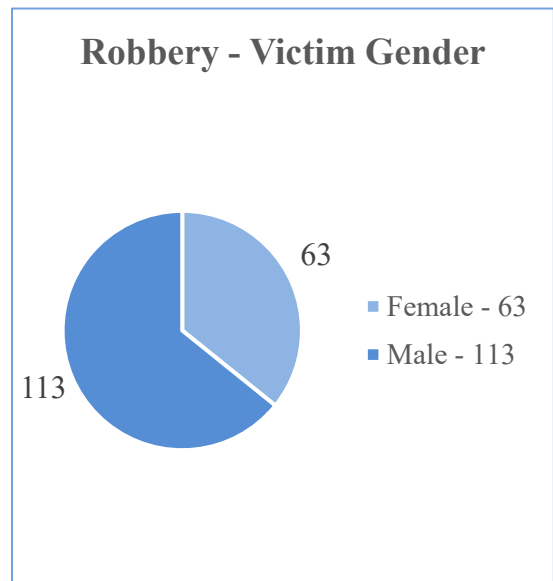
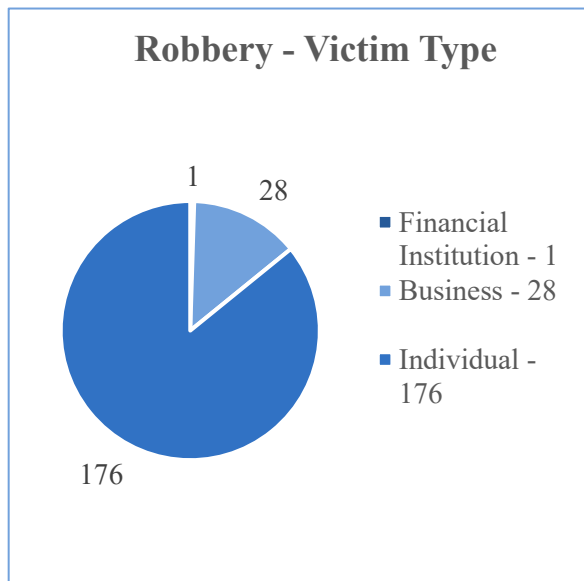
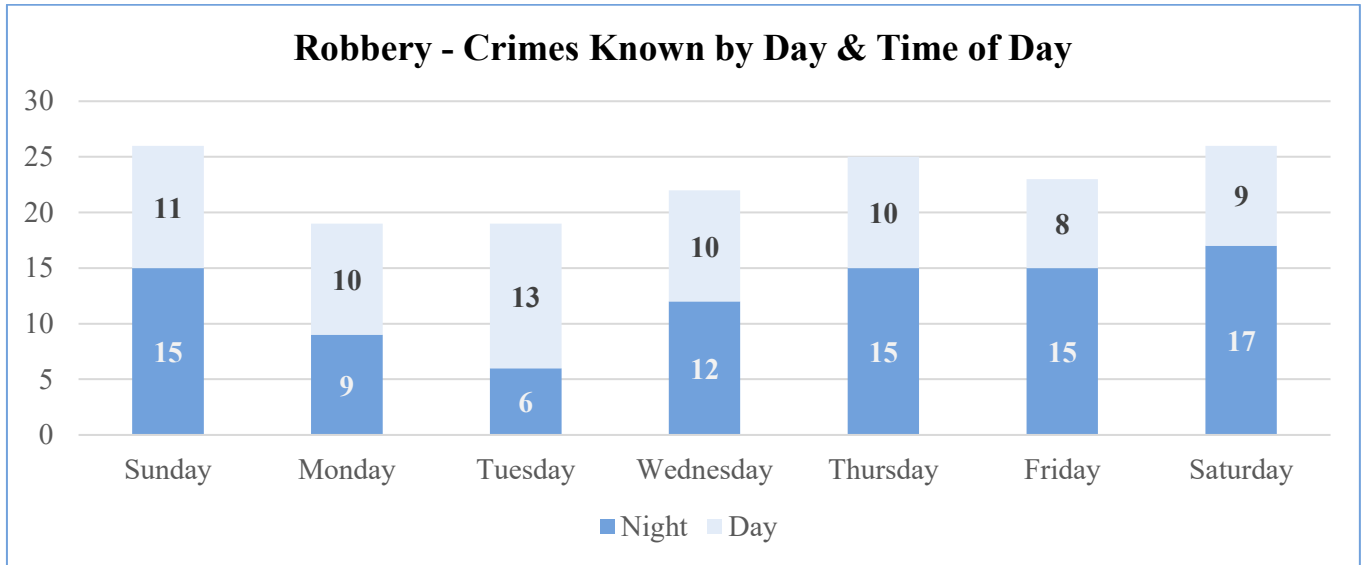
## Robbery - Location



## Robbery - Weapon Used



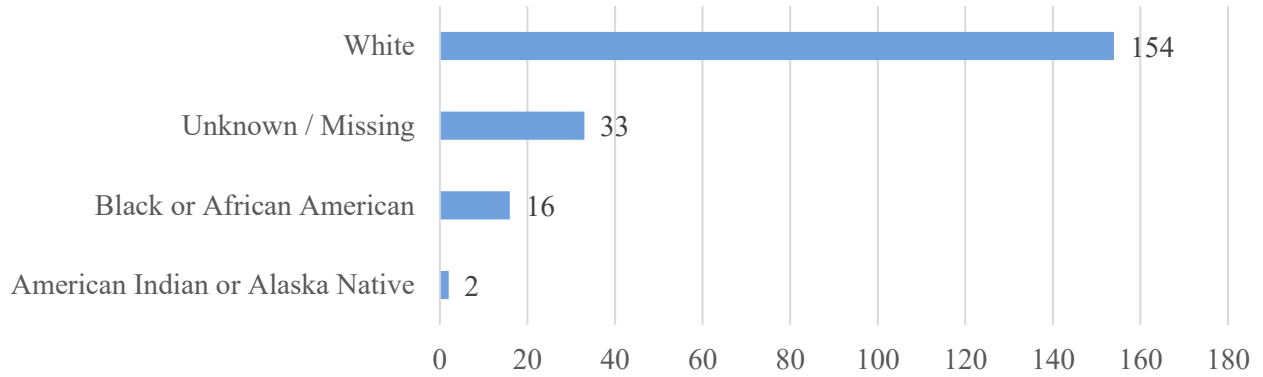
## Robbery



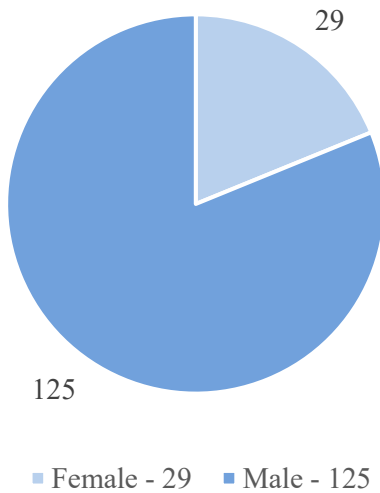


# Robbery

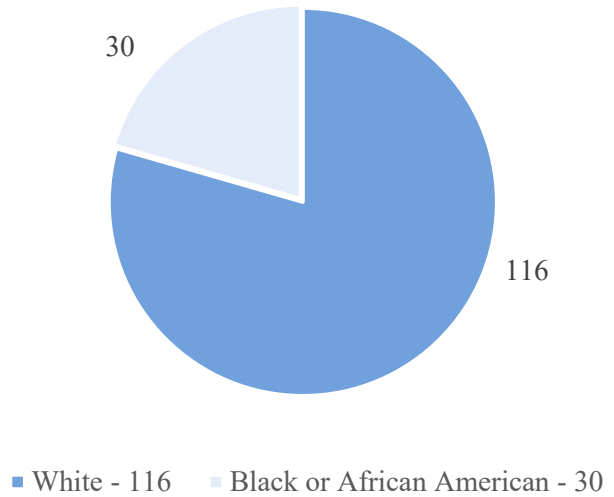
## Robbery - Victim Race



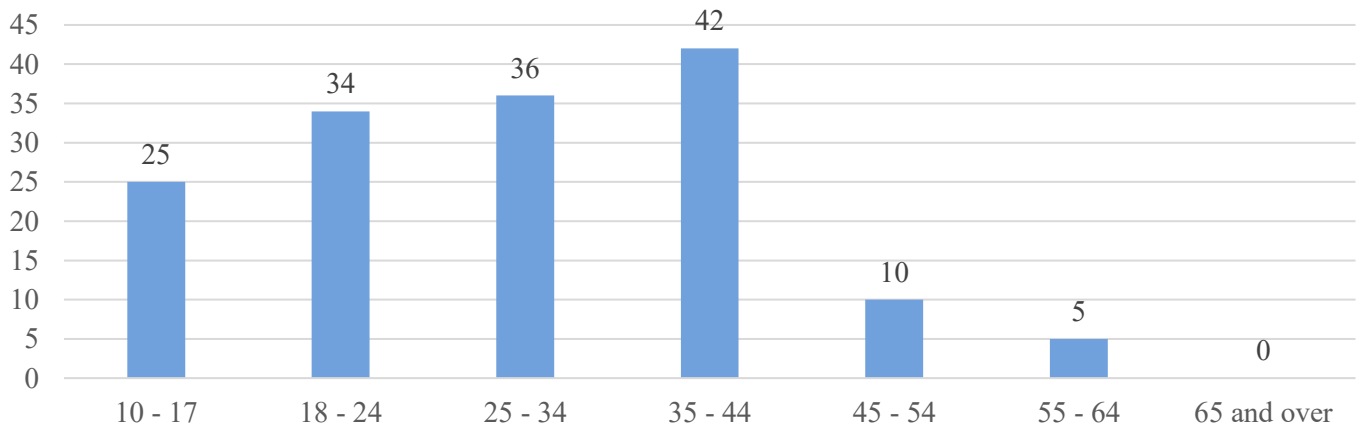
## Robbery - Offender by Gender



## Robbery - Offender Race



## Robbery - Offender Age Range

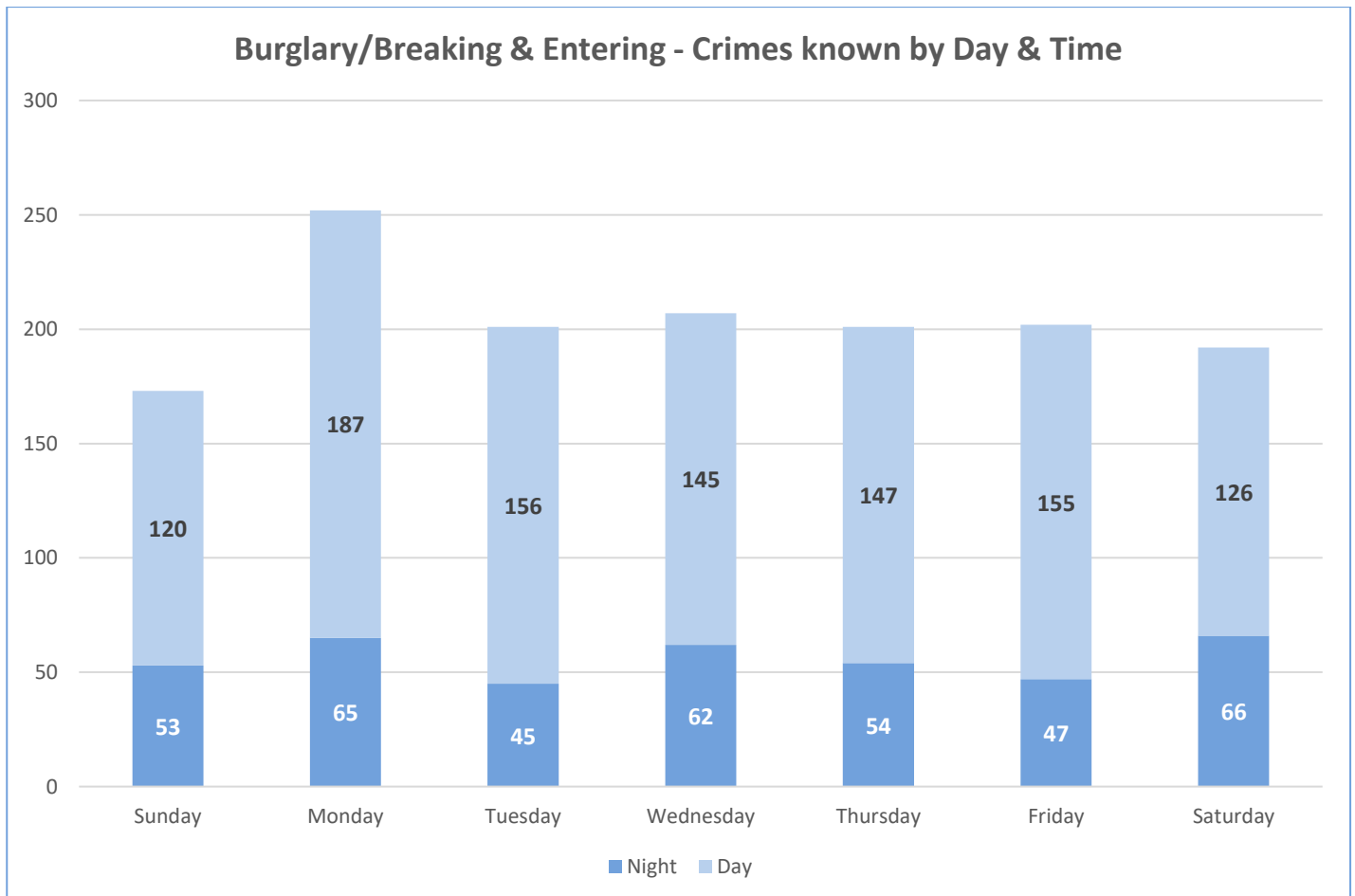
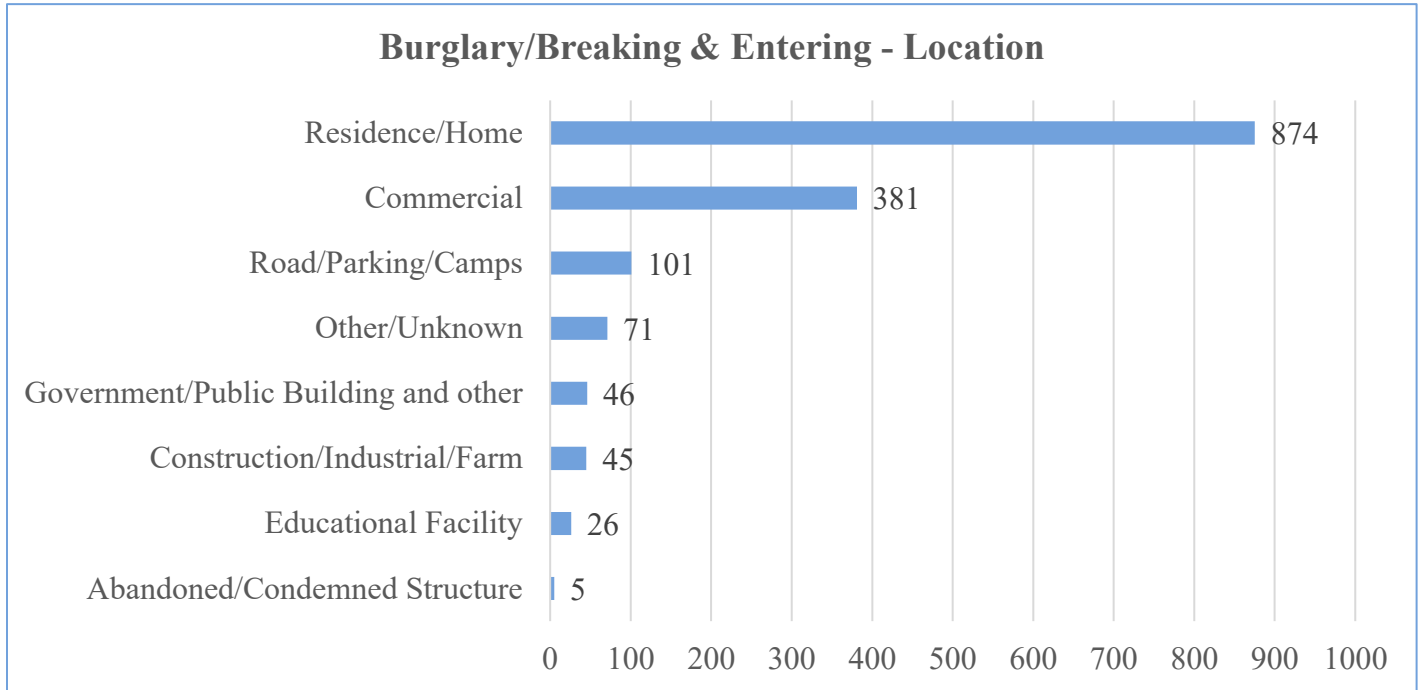


## Robbery by County 2023

Location Type	Residence/ Home	Commercial	Government/ Public Building and other	Road/Parking/ Camps	Construction/ Industrial/Farm	Other/Unknown
County						
Androscoggin	9	10	1	6	--	3
Aroostook	3	1	--	--	--	--
Cumberland	4	15	3	21	--	1
Franklin	--	3	--	1	--	--
Hancock	2	2	--	1	--	--
Kennebec	6	11	1	4	1	--
Knox	2	--	--	2	--	--
Lincoln	1	--	--	--	--	--
Oxford	--	2	--	--	--	--
Penobscot	5	3	2	4	--	--
Piscataquis	--	1	--	2	--	--
Sagadahoc	--	--	--	--	--	--
Somerset	1	4	--	1	--	--
Waldo	--	1	--	--	--	--
Washington	--	--	--	--	--	--
York	7	7	1	4	--	1
Statewide Organizations	2	2	--	1	--	--

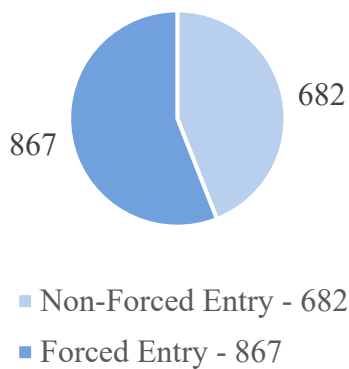
## Burglary / Breaking & Entering

Agencies reported 1,549 Incidents of Burglary/Breaking & Entering for 2023. With a clearance rate of 27.95% offenses cleared.

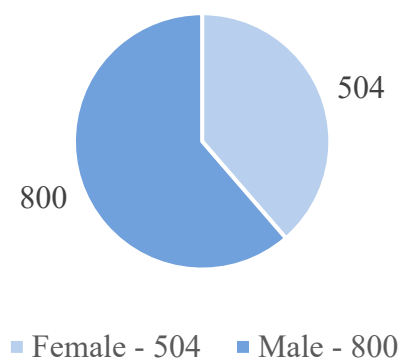


## Burglary / Breaking & Entering

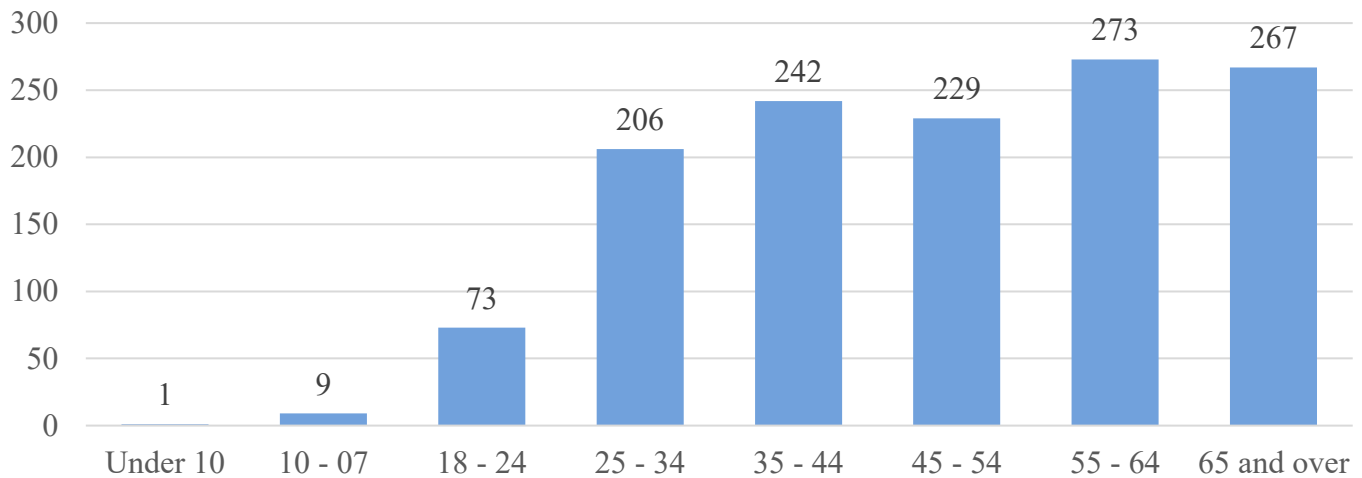
**Burglary/Breaking & Entering  
- Method of Entry**



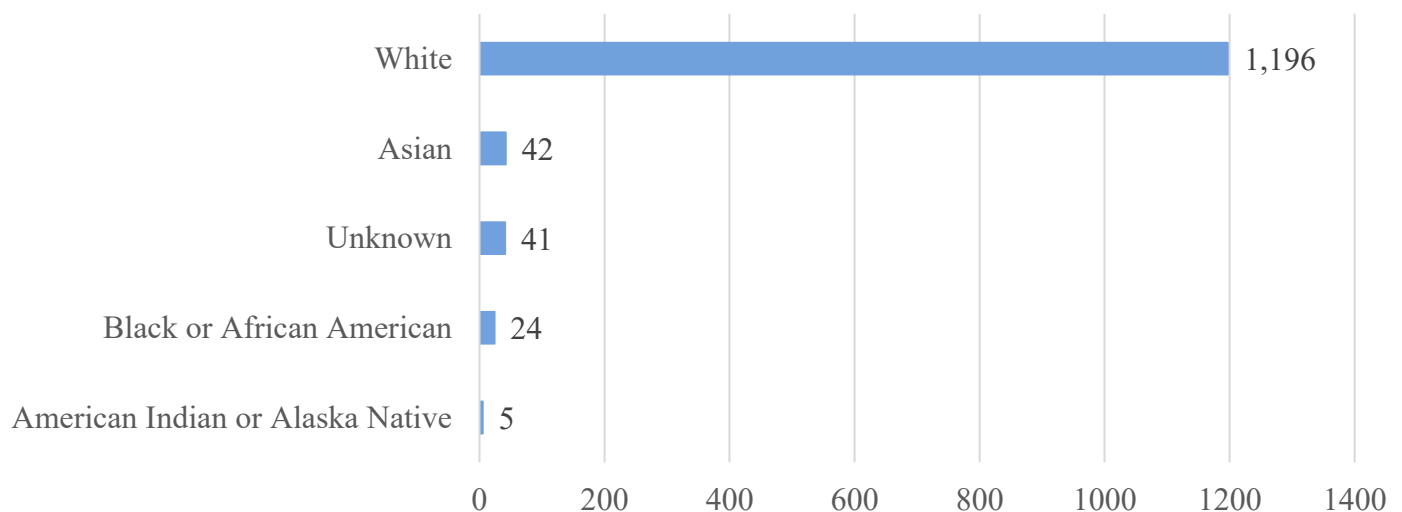
**Burglary / Breaking & Entering - Victim Gender**



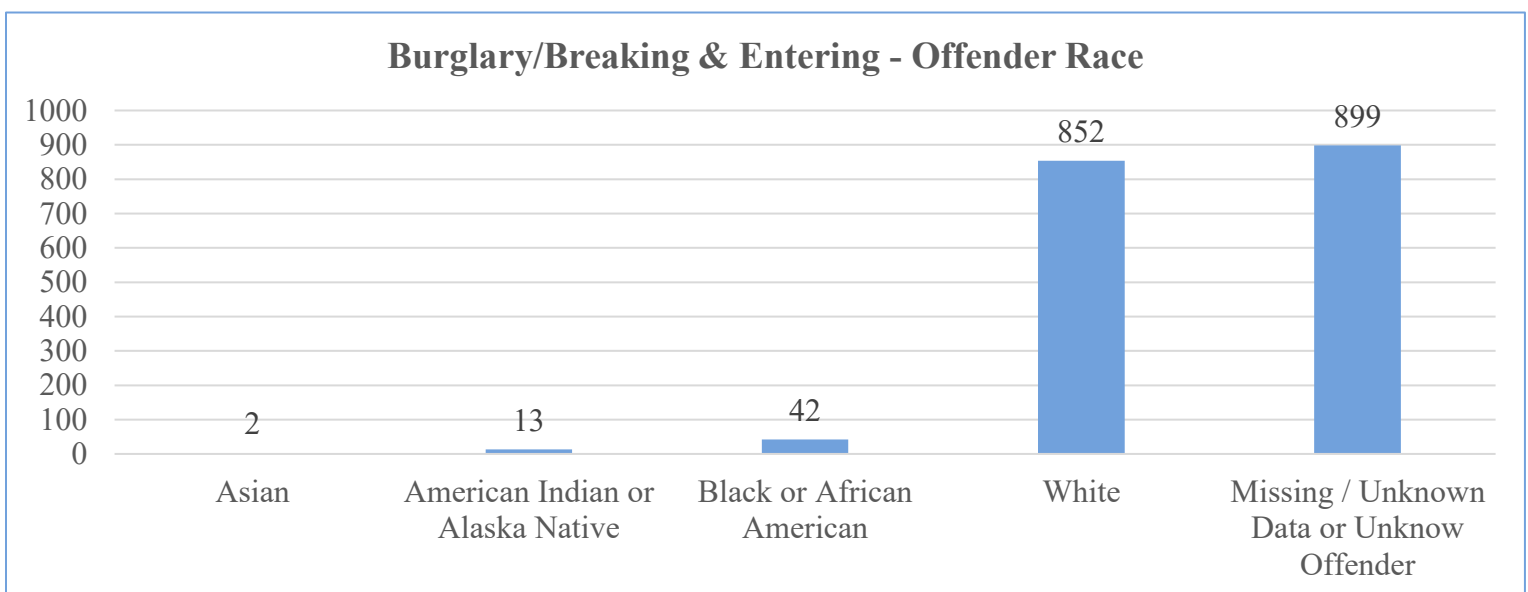
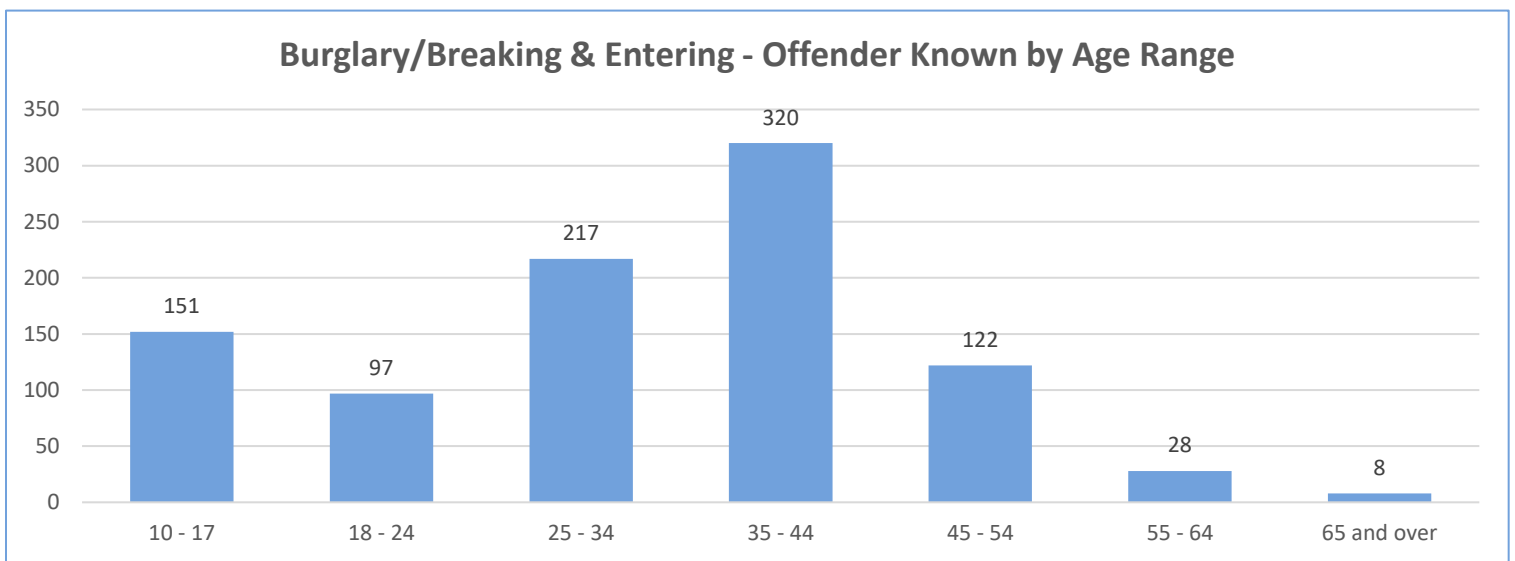
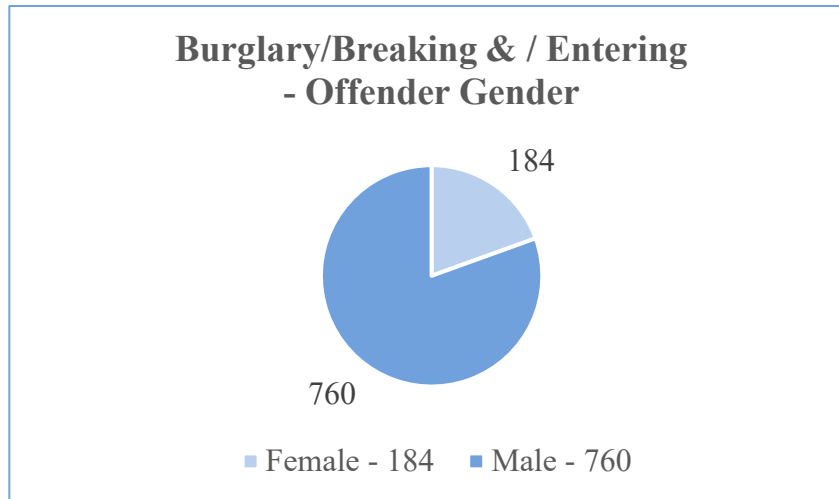
**Burglary / Breaking & Entering - Victim by Age Range**



**Burglary / Breaking & Entering - Victim Race**



## Burglary / Breaking & Entering



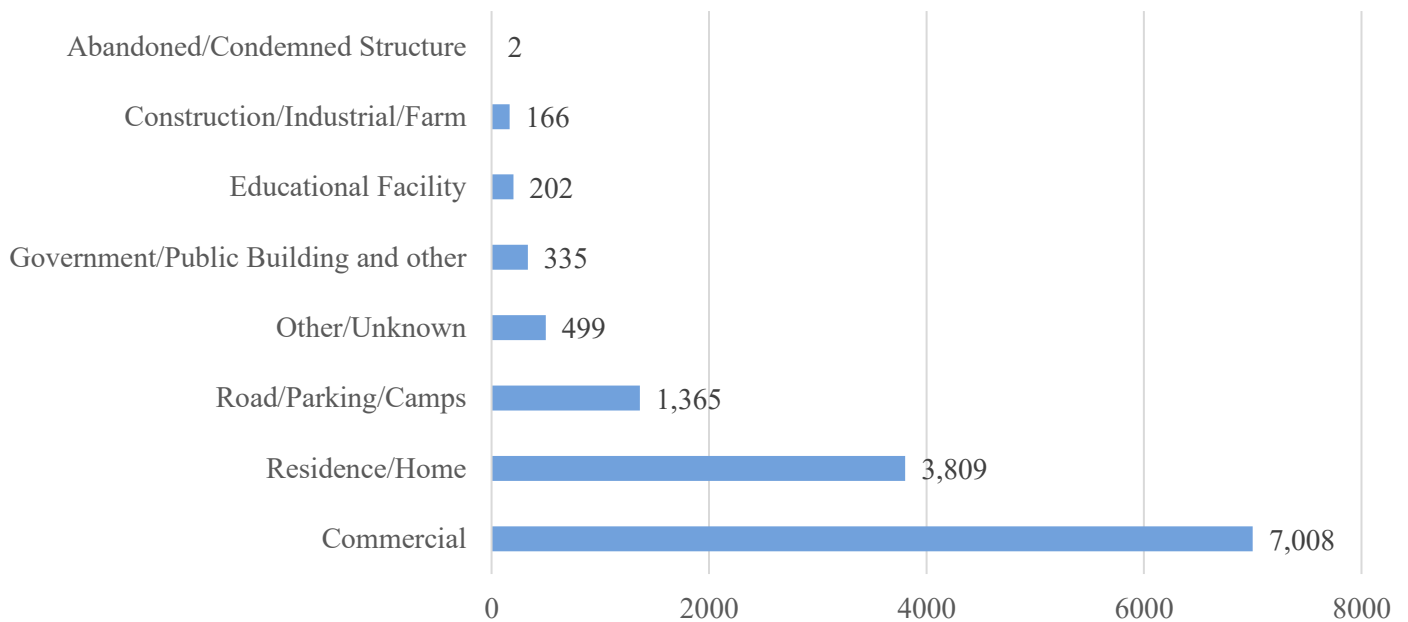
## Burglary / Breaking & Entering

County:	Number of Offenses
Androscoggin	166
Aroostook	57
Cumberland	261
Franklin	26
Hancock	39
Kennebec	161
Knox	33
Lincoln	25
Oxford	88
Penobscot	171
Piscataquis	13
Sagadahoc	24
Somerset	118
Waldo	19
Washington	35
York	198
Statewide Organizations	116

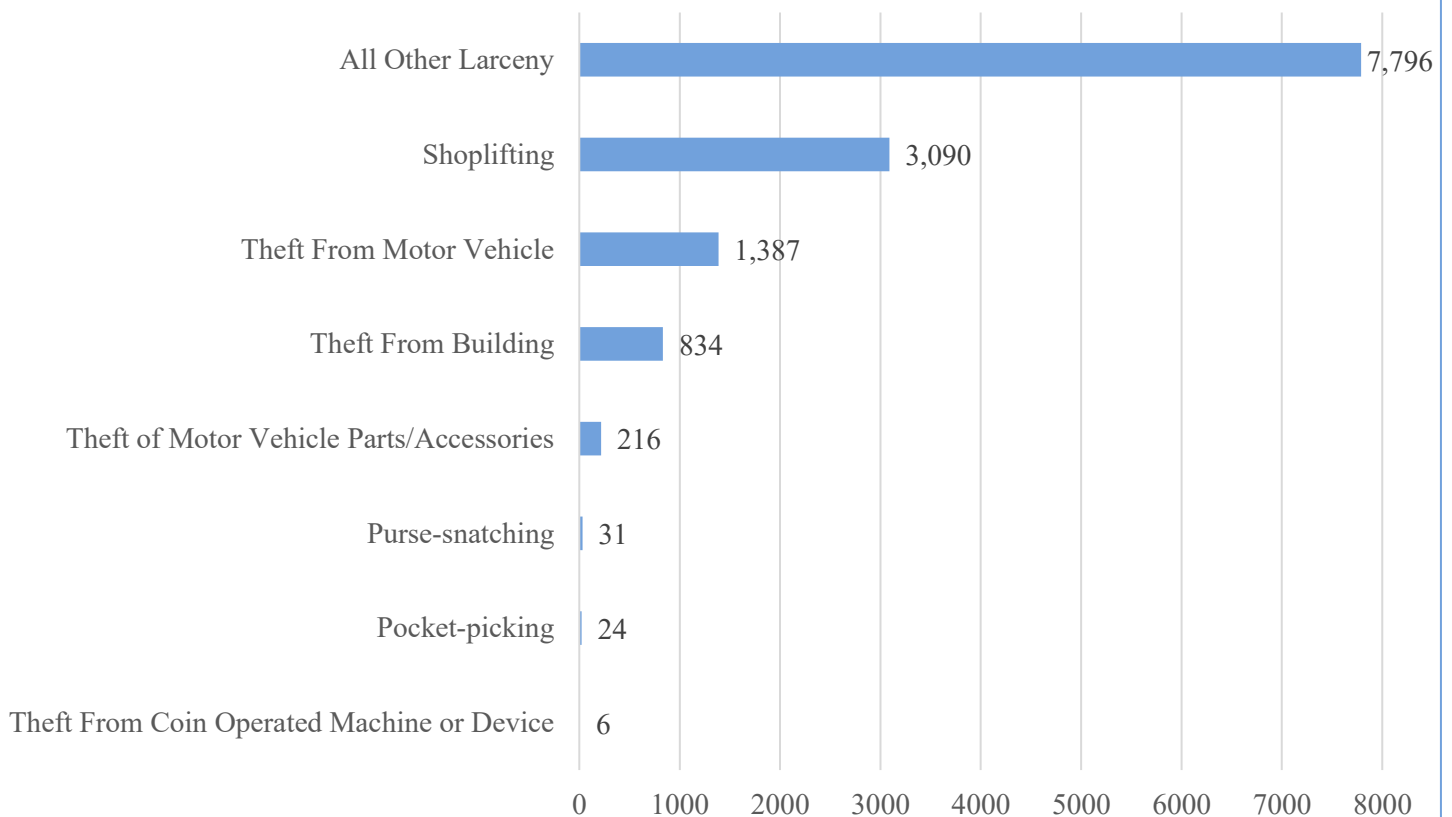
## Larceny/Theft

*Agencies reported 13,386 Incidents of Larceny/Theft for 2023. With a clearance rate of 30.61% offenses cleared.*

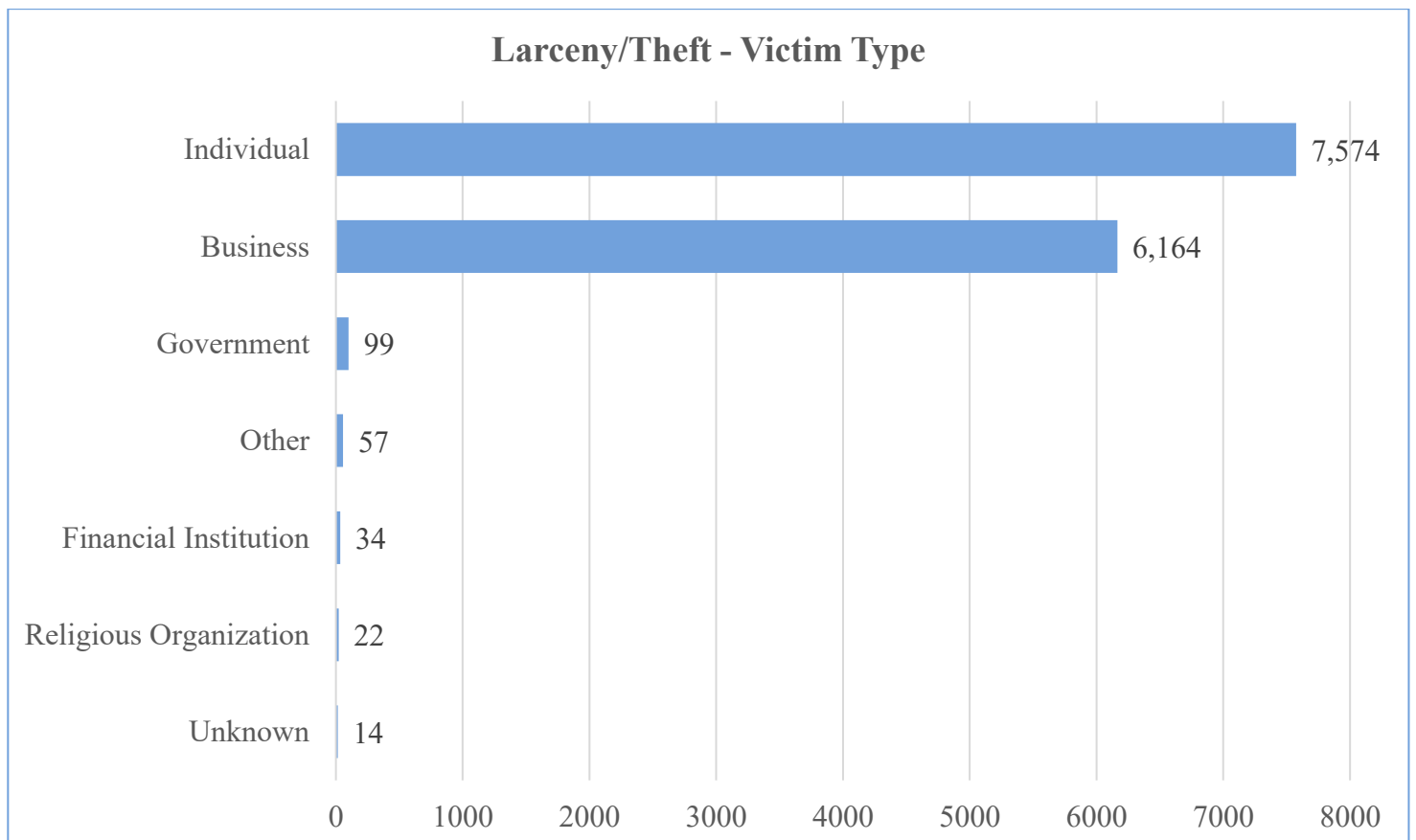
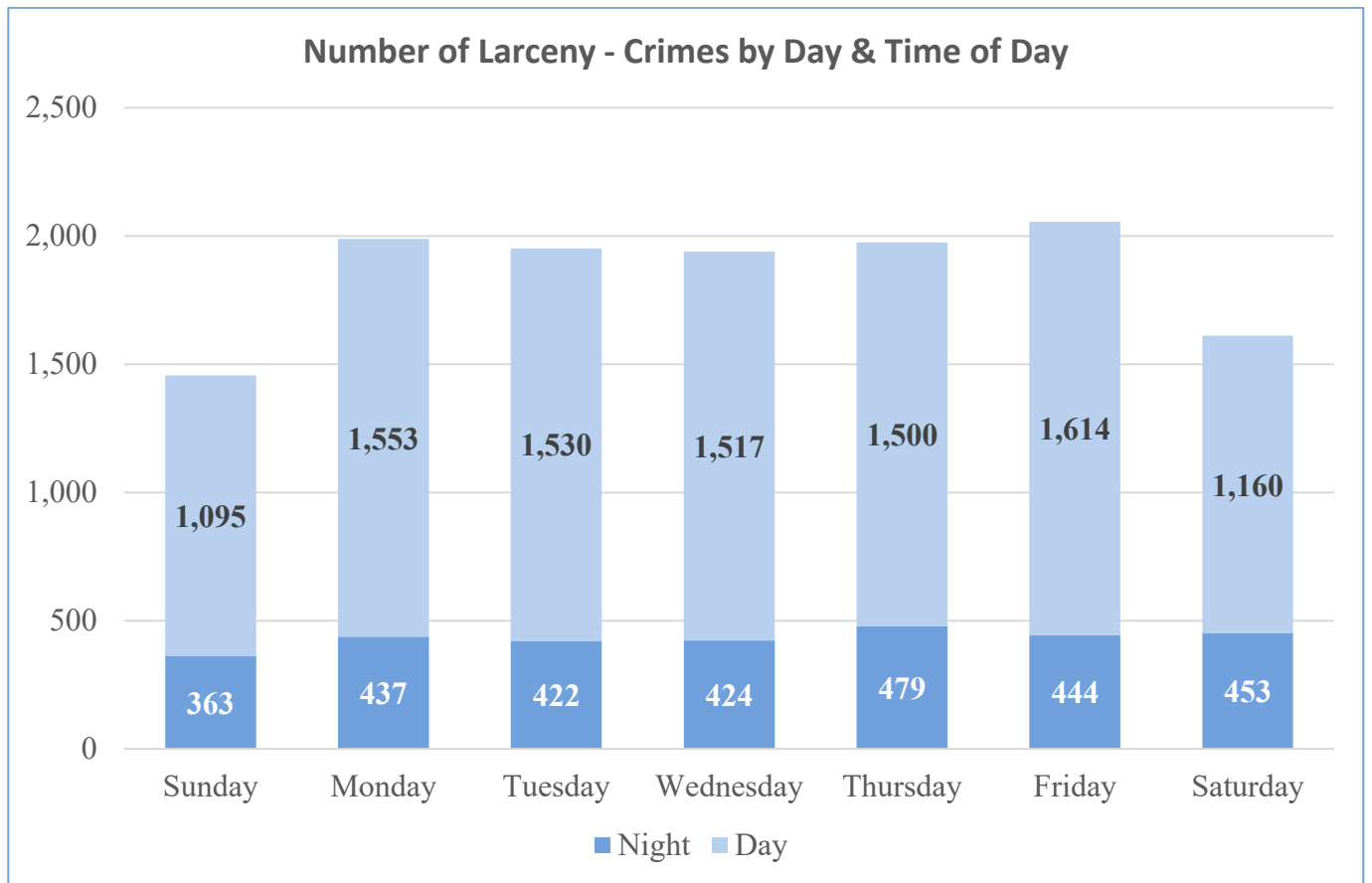
### Larceny/Theft - Locations



### Larceny/Theft - By Offense Type



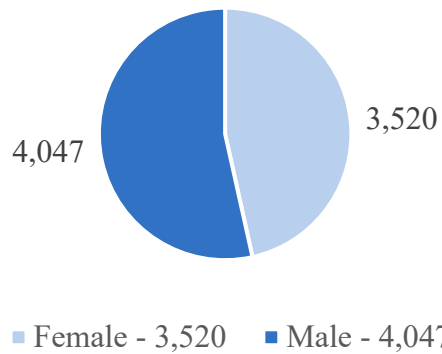
## Larceny/Theft



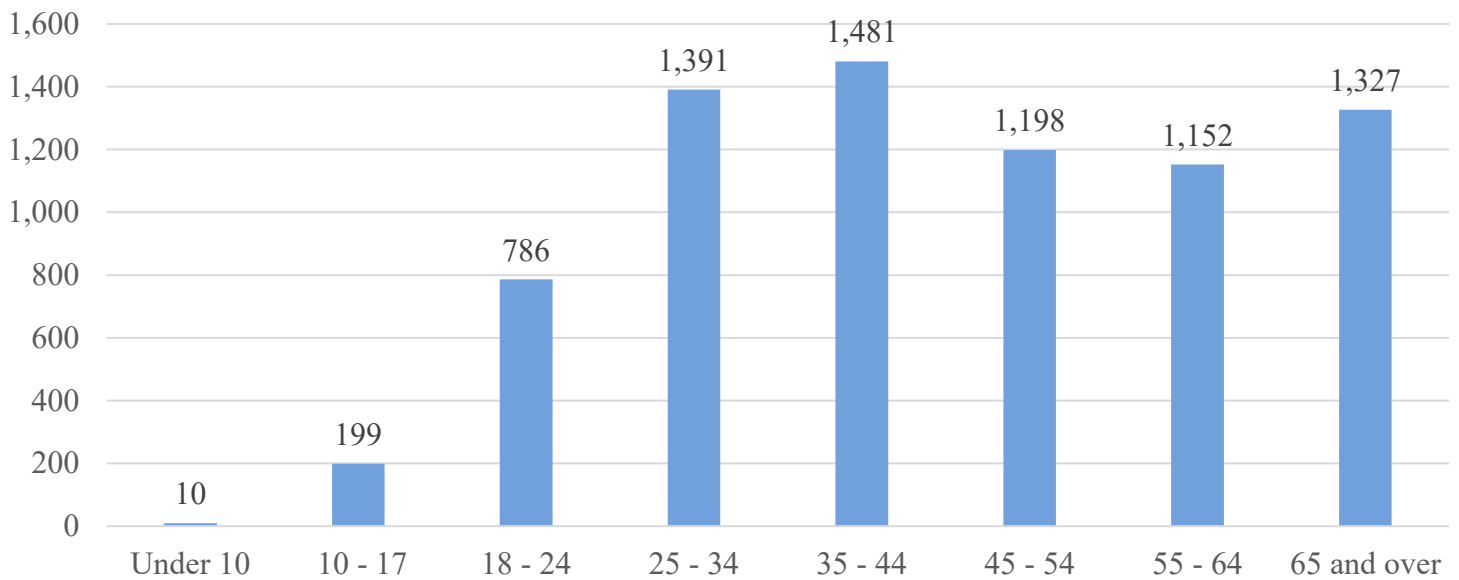


## Larceny/Theft

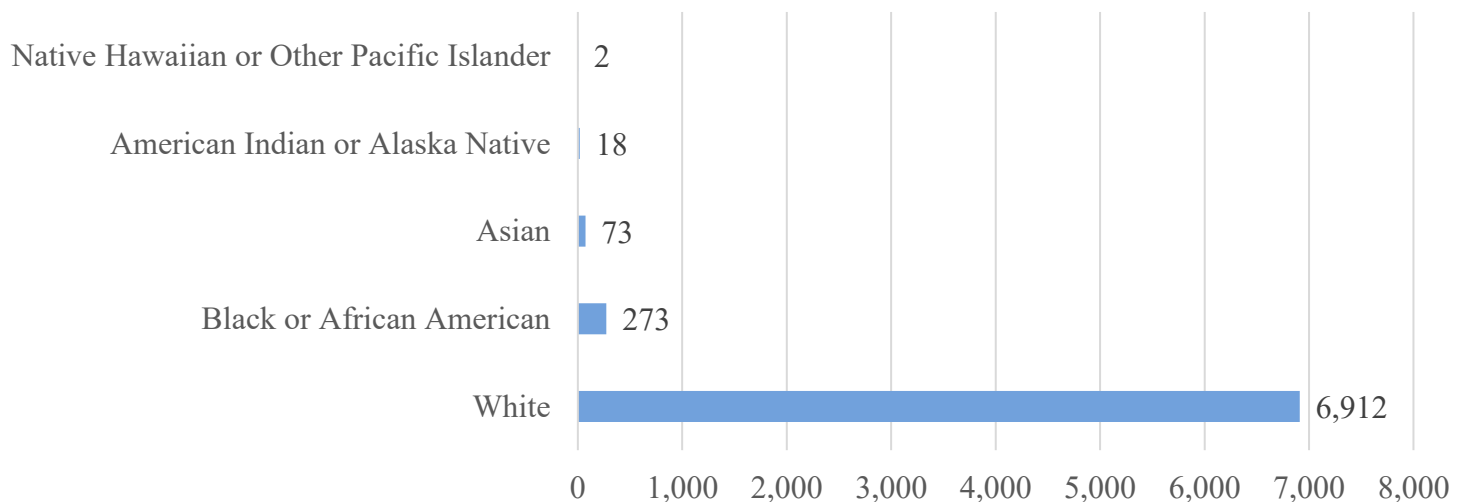
### Larceny/Theft - Victim Gender



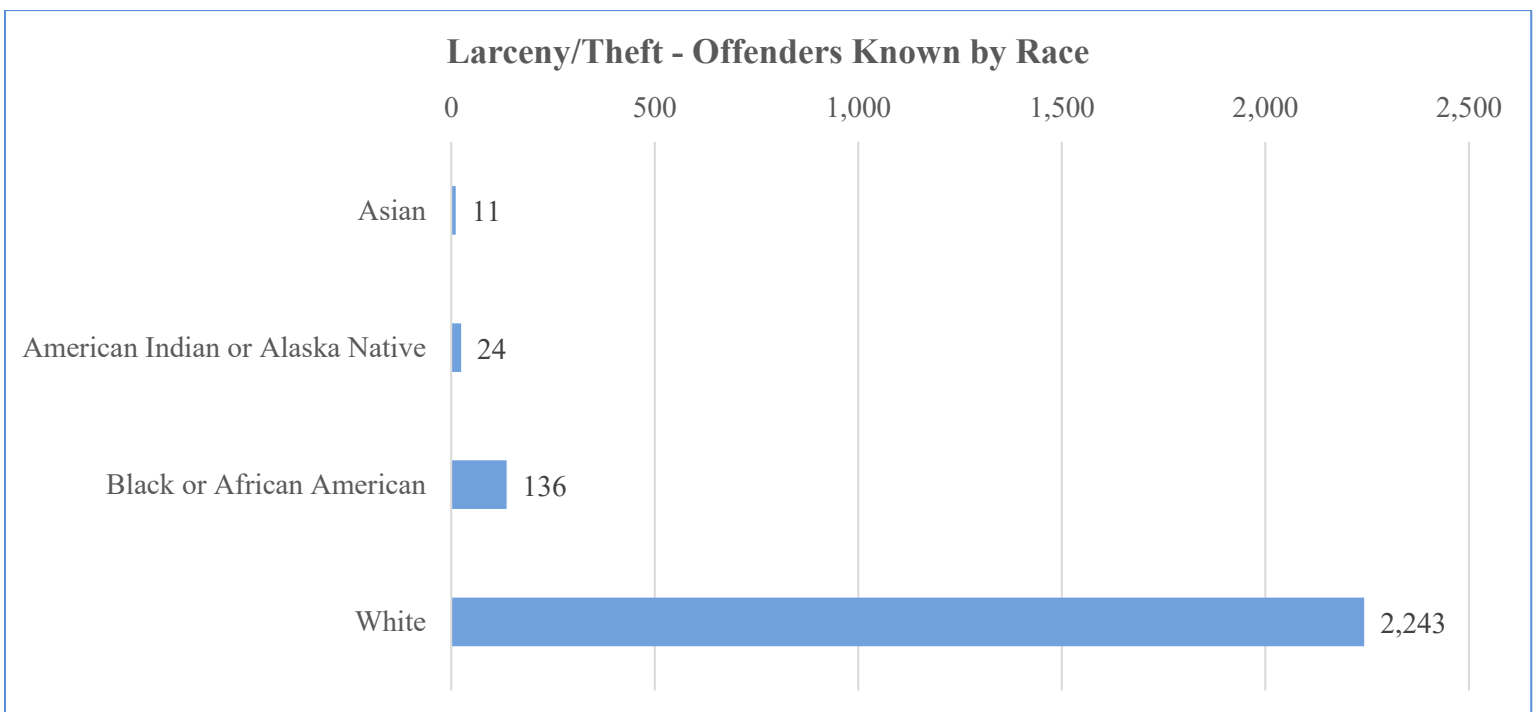
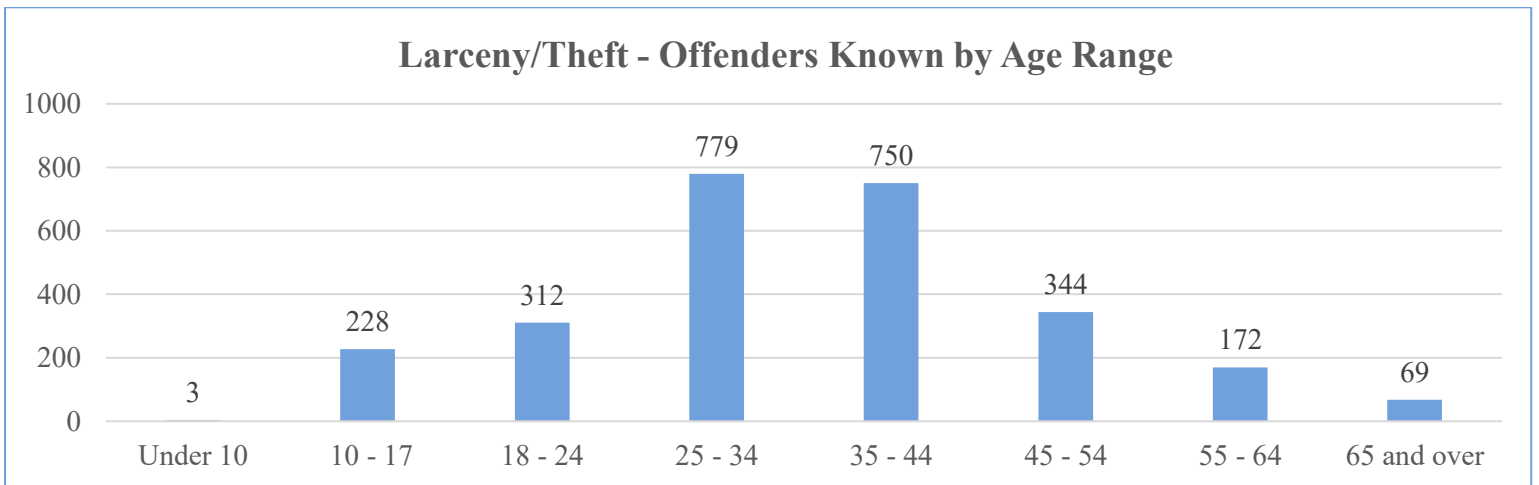
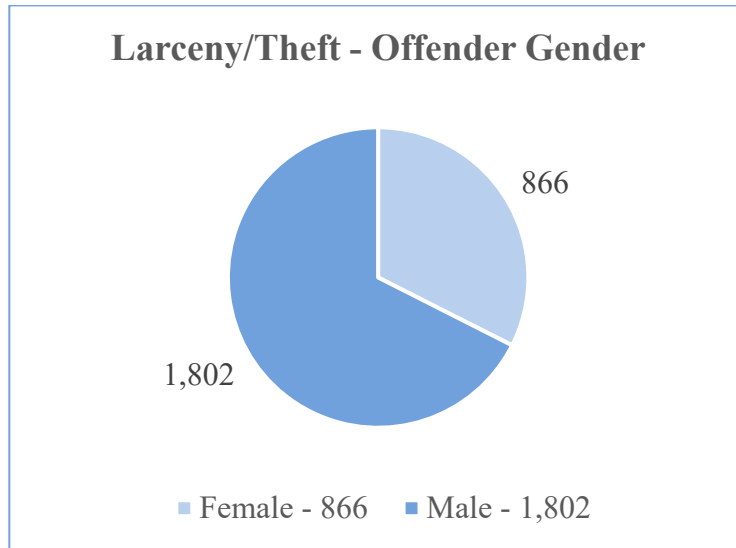
### Larceny/Theft - Victims Known by Age Range



### Larceny/Theft - Victims Known by Race



## Larceny/Theft



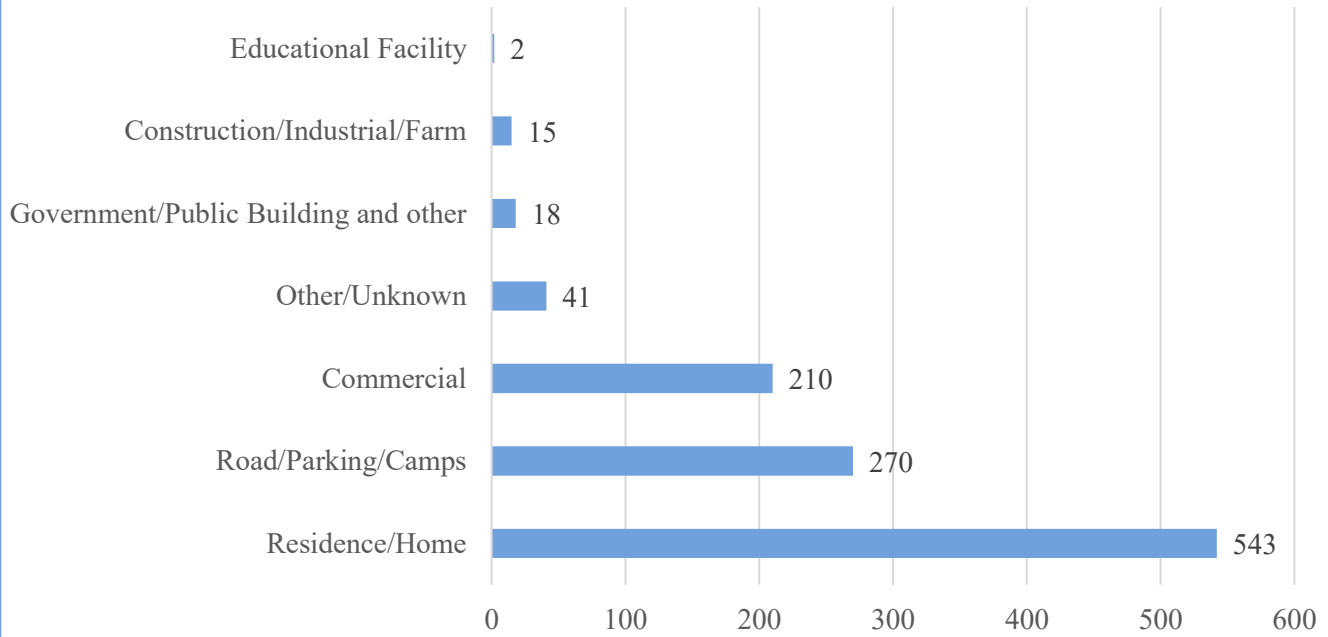
## Larceny/Theft

Offense Type	Pocket-picking	Purse-snatching	Shoplifting	Theft From Building	Theft From Coin Operated Machine or Device	Theft From Motor Vehicle	Theft of Motor Vehicle Parts/Accessories	All Other Larceny
Androscoggin	--	--	324	88	3	182	26	645
Aroostook	--	--	18	4	--	15	--	450
Cumberland	18	16	758	304	--	413	66	1,250
Franklin	--	--	--	1	--	7	--	208
Hancock	--	1	127	25	--	11	3	175
Kennebec	--	1	609	197	--	85	6	709
Knox	1	1	31	2	--	10	--	215
Lincoln	--	--	1	11	--	13	6	129
Oxford	--	1	153	15	--	40	2	370
Penobscot	5	10	630	42	2	213	18	1,037
Piscataquis	--	--	9	6	--	9	6	44
Sagadahoc	--	1	86	16	1	16	4	110
Somerset	--	--	11	2	--	29	--	565
Waldo	--	--	5	--	--	2	--	75
Washington	--	--	16	4	--	2	--	107
York	--	--	281	83	--	316	58	1,429
Statewide Organizations	--	--	31	33	--	23	21	270

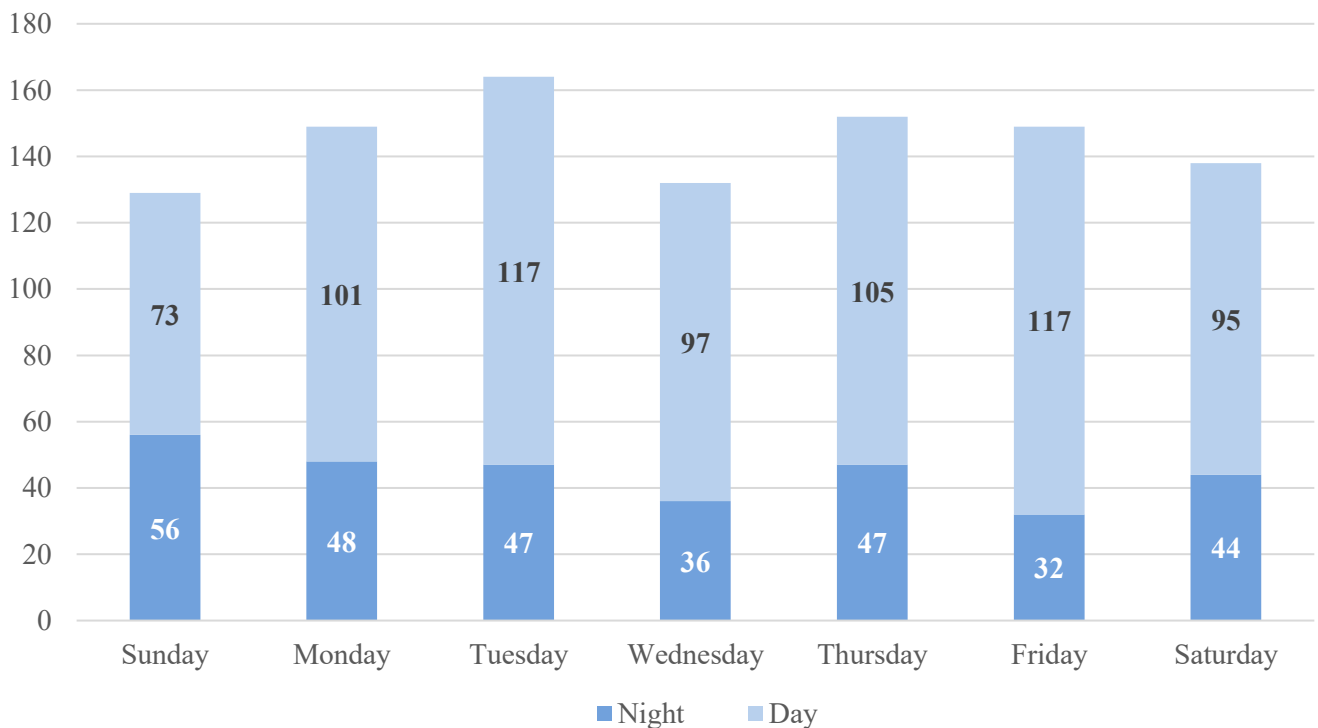
## Motor Vehicle Theft

*Agencies reported 1,100 incidents where motor vehicles were stolen. A total of 1,136 vehicles were stolen and 553 vehicles recovered. Clearance rate of 35.36%. Value of stolen Motor Vehicles estimated at \$12,818,293 with the estimated recovery of \$5,942,130.*

### Motor Vehicle Theft - by Location

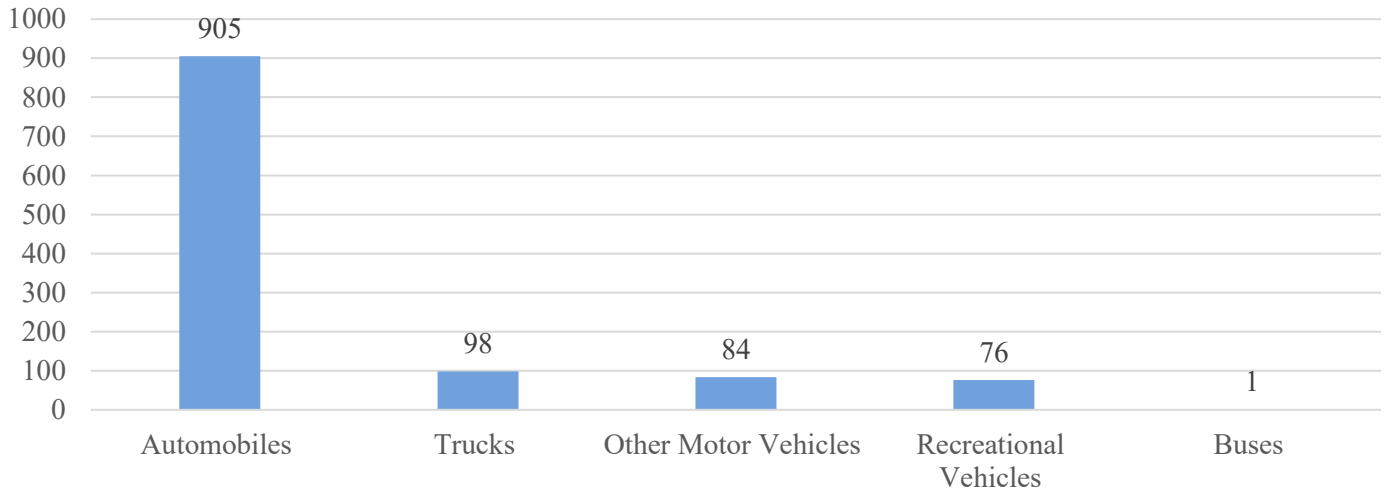


### Motor Vehicle Theft - Crimes Known by Day & Time of Day

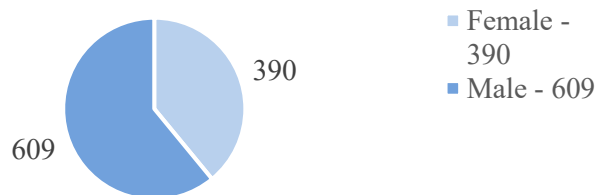


## Motor Vehicle Theft

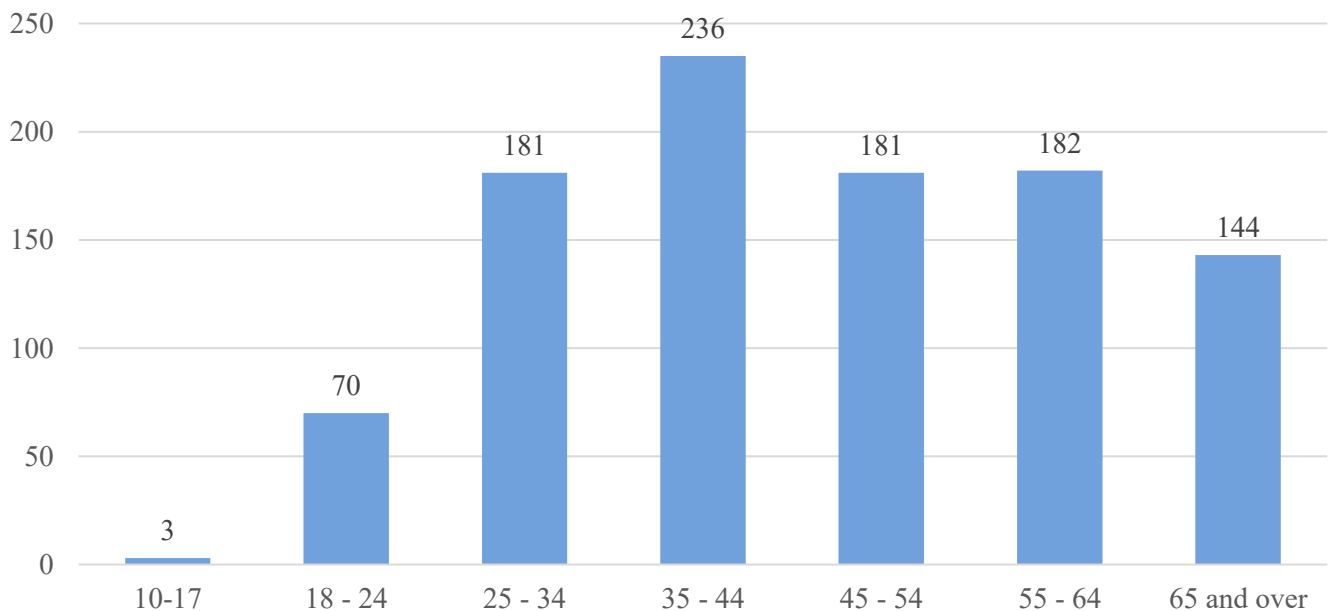
### Motor Vehicle Theft - Property Description



### Motor Vehicle Theft - Victim Gender

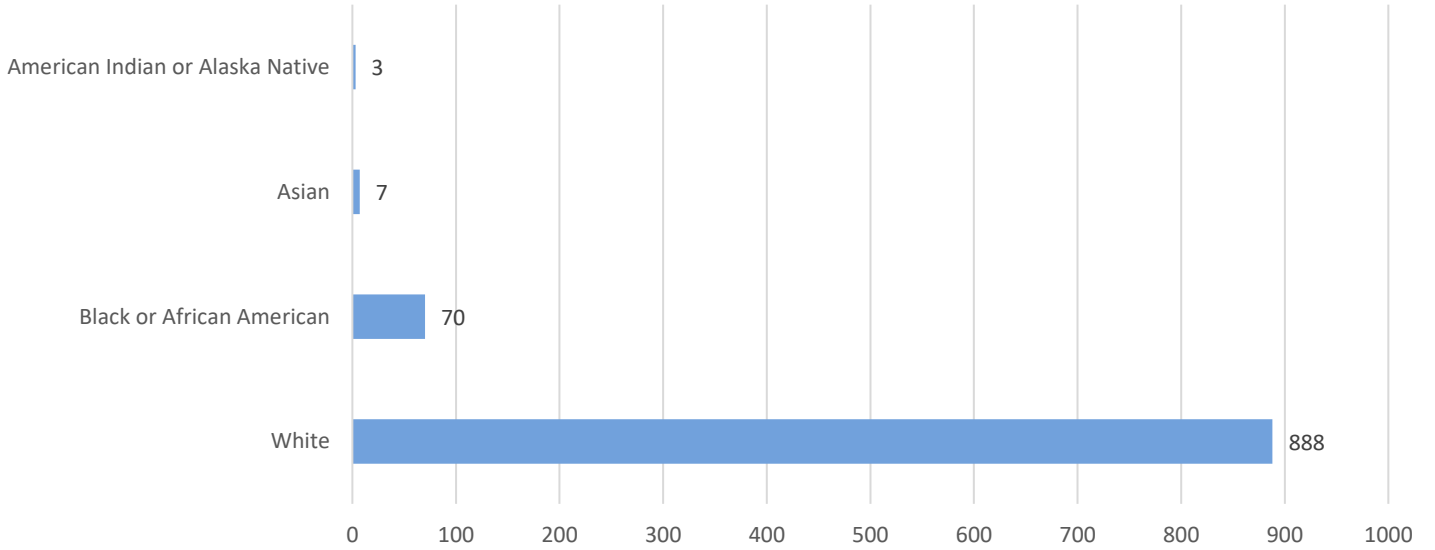


### Motor Vehicle Theft - Victim Known by Age Range

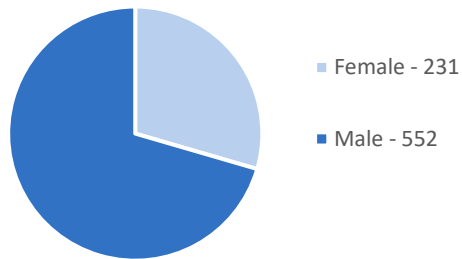


# Motor Vehicle Theft

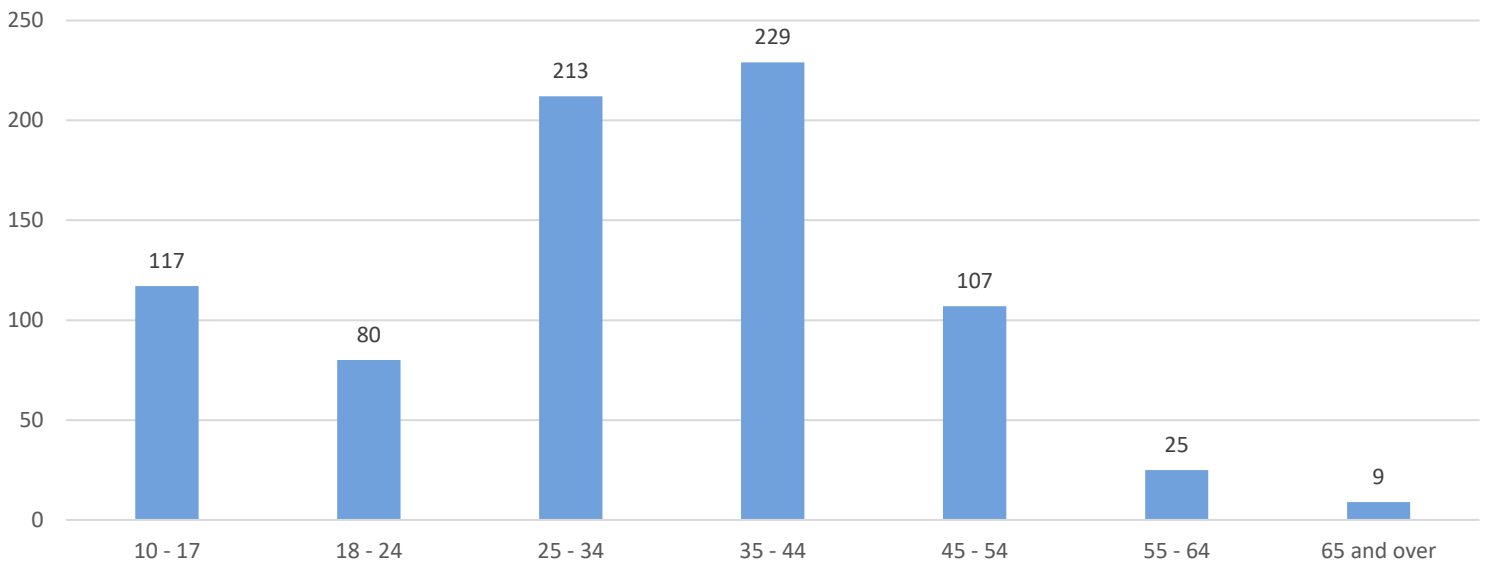
## Motor Vehicle Theft - Victim Race



## Motor Vehicle Theft - Offender Gender

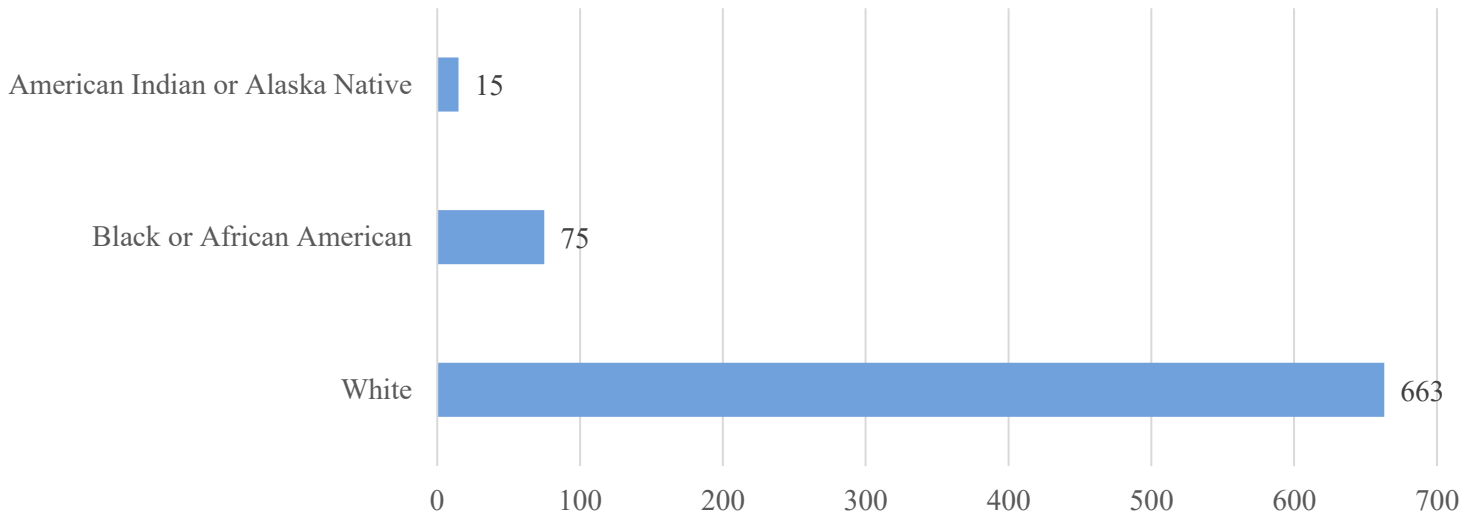


## Motor Vehicle Theft - Offender Age Range



## Motor Vehicle Theft

**Motor Vehicle Theft - Offender Race**

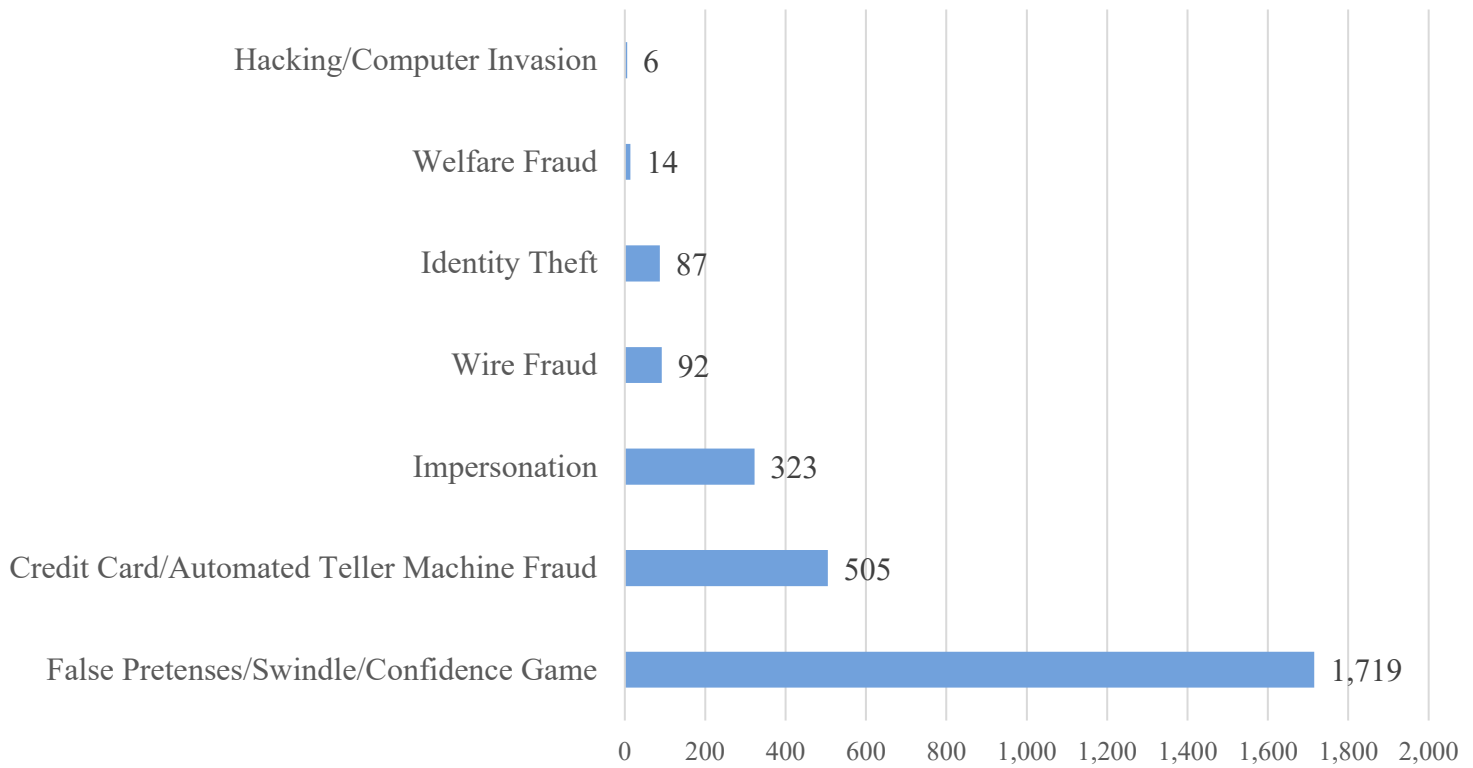


County	# of Motor Vehicle Thefts
Androscoggin	121
Aroostook	21
Cumberland	249
Franklin	25
Hancock	15
Kennebec	119
Knox	22
Lincoln	21
Oxford	46
Penobscot	113
Piscataquis	11
Sagadahoc	11
Somerset	64
Waldo	3
Washington	12
York	165
Statewide Organizations	82

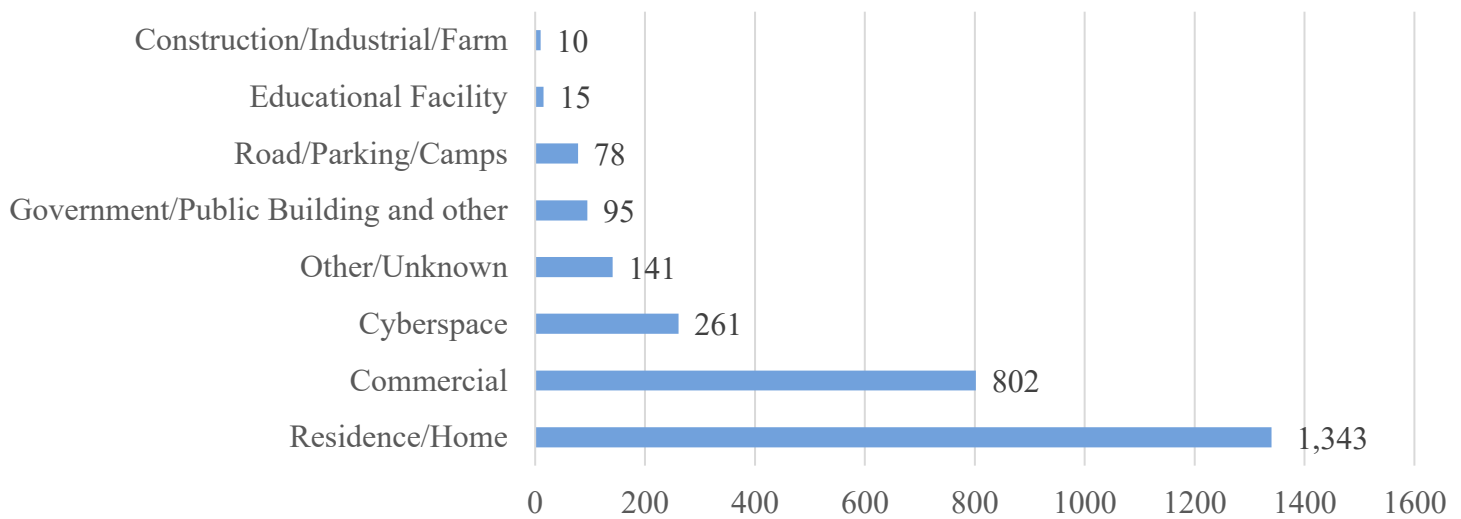
## Fraud

*There were 2,746 incidents of Fraud reported by agencies for 2023. 336 Incidents of Fraud were cleared resulting in a clearance rate of 12.24%.*

### Number of Crimes by Type of Fraud



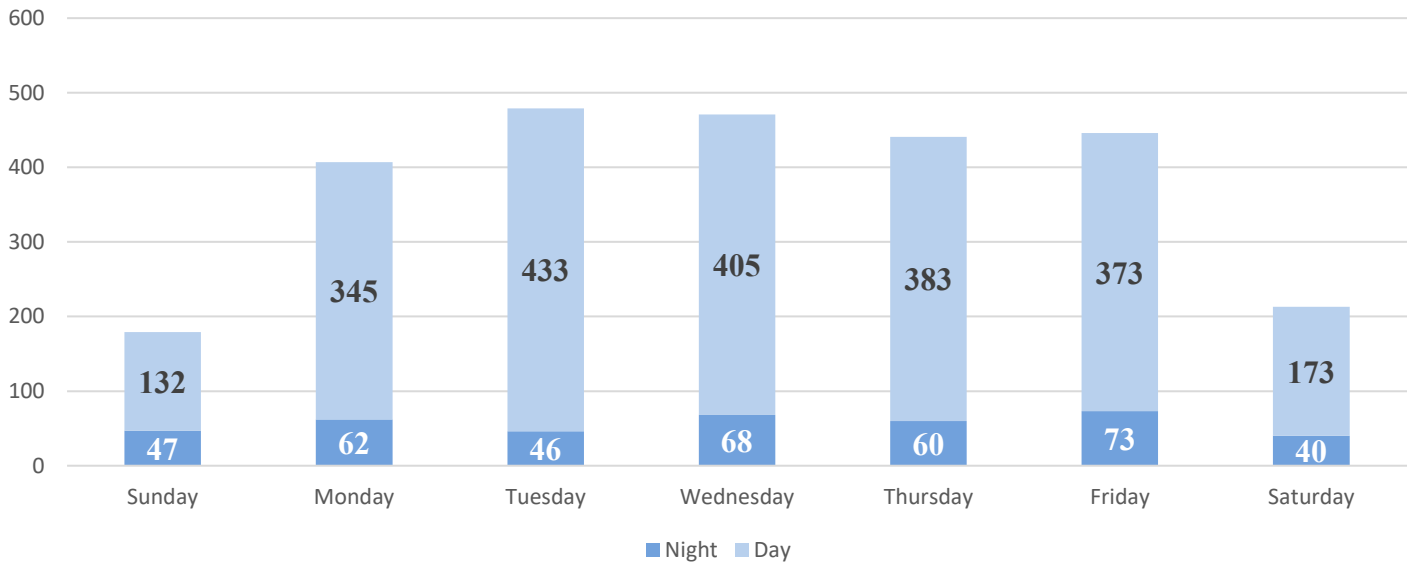
### Fraud - Locations



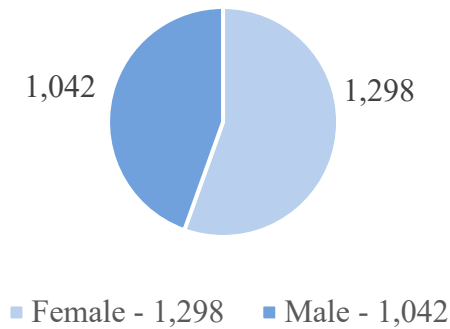


# Fraud

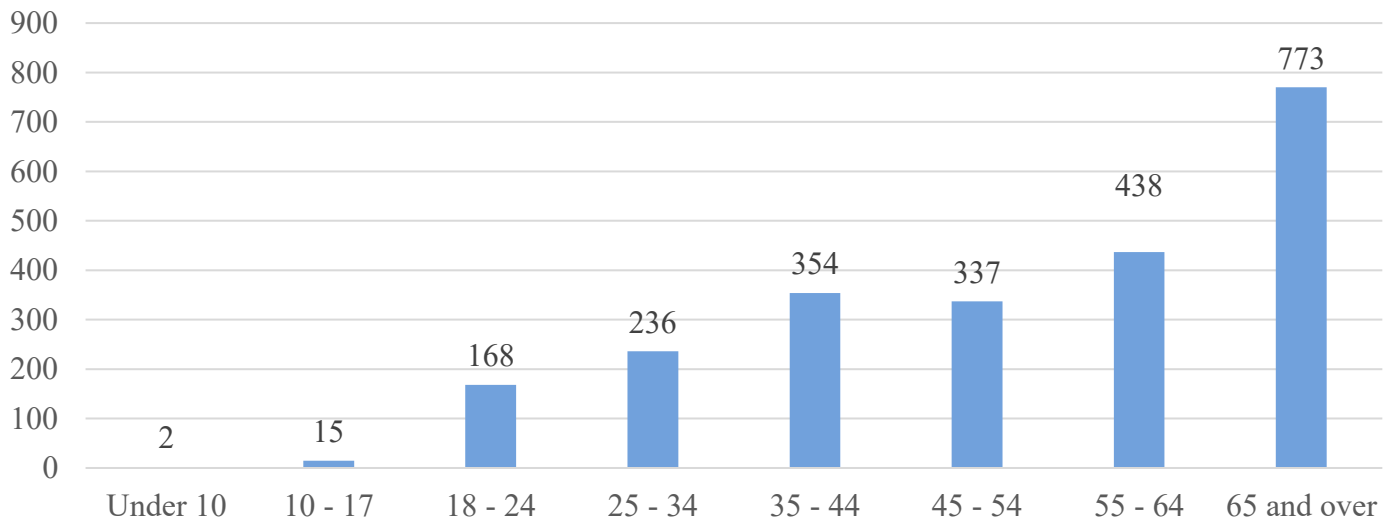
## Fraud - Crimes by Known Day & Time of Day



## Fraud - Victim Gender

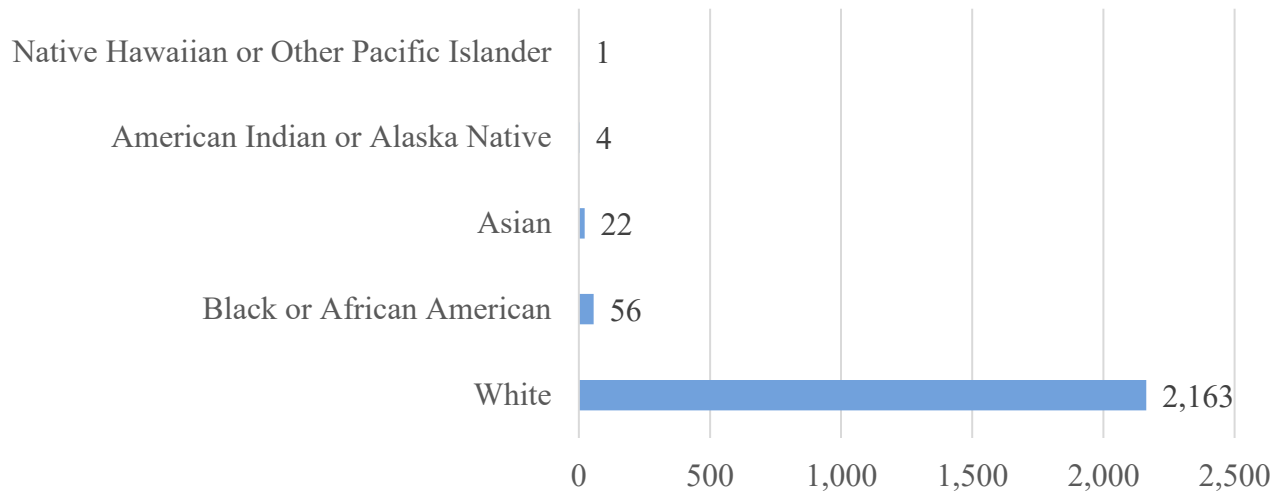


## Fraud - Victims Known by Age Range

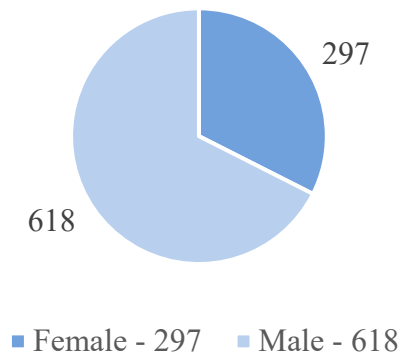


# Fraud

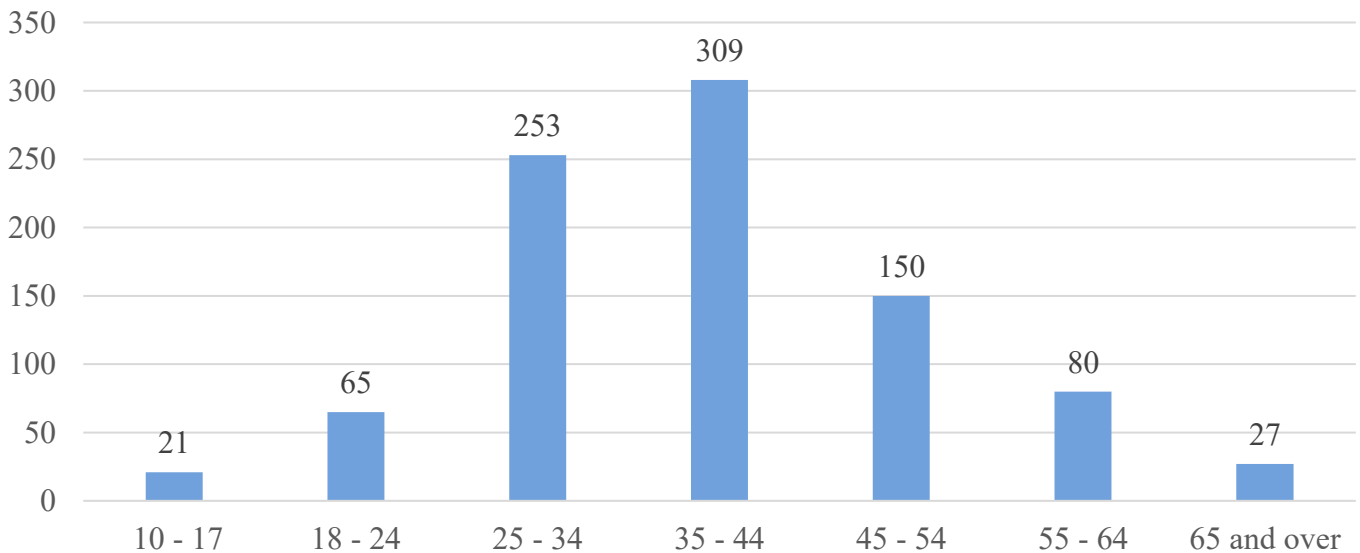
## Fraud - Victims Known Race



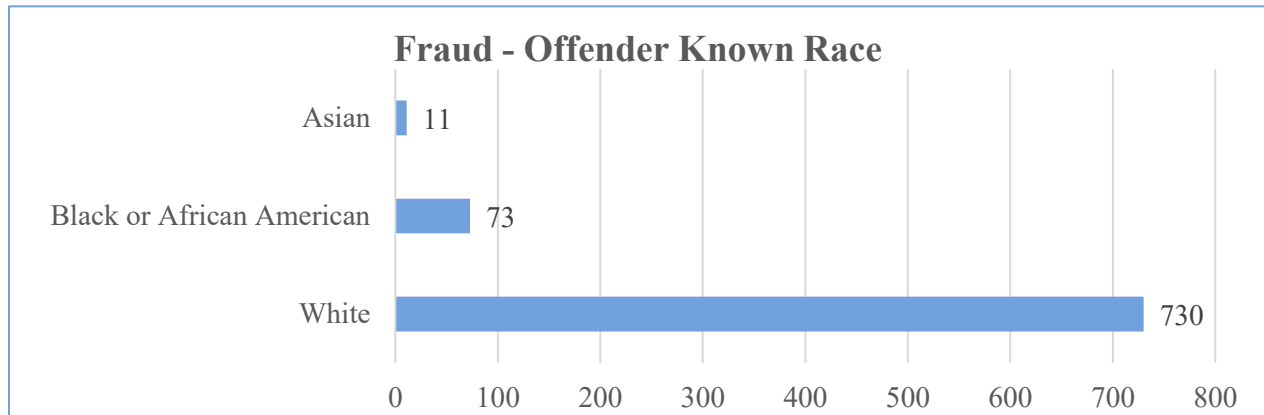
## Fraud - Offender Gender



## Fraud - Offender Known by Age Range



## Fraud



## Fraud Offenses by County

Offense Type	False Pretenses/Swindle/Confidence Game	Credit Card/Automated Teller Machine Fraud	Impersonation	Welfare Fraud	Wire Fraud	Identity Theft	Hacking/Computer Invasion
<b>County</b>							
Androscoggin	114	61	9	1	14	5	--
Aroostook	25	4	8	3	--	--	--
Cumberland	273	166	220	2	40	44	--
Franklin	37	5	--	--	--	--	--
Hancock	41	12	48	--	8	--	--
Kennebec	240	55	3	1	--	2	1
Knox	43	--	--	--	--	--	--
Lincoln	37	7	1	--	2	3	1
Oxford	78	--	2	--	2	--	--
Penobscot	181	20	10	7	2	--	--
Piscataquis	8	--	2	--	--	--	--
Sagadahoc	79	1	--	--	--	--	--
Somerset	74	12	1	--	--	1	--
Waldo	3	--	--	--	--	--	--
Washington	11	--	7	--	--	--	--
York	408	153	6	--	14	24	4
Statewide Organizations	67	9	6	--	10	8	--

# Crimes Against Society

## Drug Equipment Violations

The unlawful, manufacture, sale, purchase, possession, or transportation of equipment or devices utilized in preparing and/or using drugs or narcotics.

## Drug/Narcotic Violations

The unlawful cultivation, manufacture distribution, sale, purchase, use, possession, transportation, or importation of any controlled substance.

## Gambling Offenses

To unlawfully bet or wager money or something else of value; assist, promote, or operate a game of chance for money or some other stake; possess or transmit wagering information; manufacture, sell, purchase, possess, or transport gambling equipment, devices, or goods; or tamper with the outcome of a sporting event or contest to gain a gambling advantage.

## Pornography/Obscene Material

The violation of laws or ordinances prohibiting the manufacture, publishing (publication), distributing (distribution), sale, purchase, or possession of sexually explicit material deemed legally obscene.

## Prostitution

To engage in commercial sex acts for anything of value.

## Weapon Law Violations

The violation of laws or ordinances prohibiting the manufacture, sale, purchase, transportation, possession, concealment, or use of firearms, cutting instruments, explosives, incendiary devices, or other deadly weapons.

## Animal Cruelty

Intentionally, knowingly, or recklessly taking an action that mistreats or kills any animal without just cause, such as torturing, tormenting, mutilation, maiming, poisoning, or abandonment. This definition does not include property maintenance of animals for show or sport, use of animals for food, lawful hunting, fishing or trapping.

## Drug/Narcotics & Equipment Violations Crime Rates

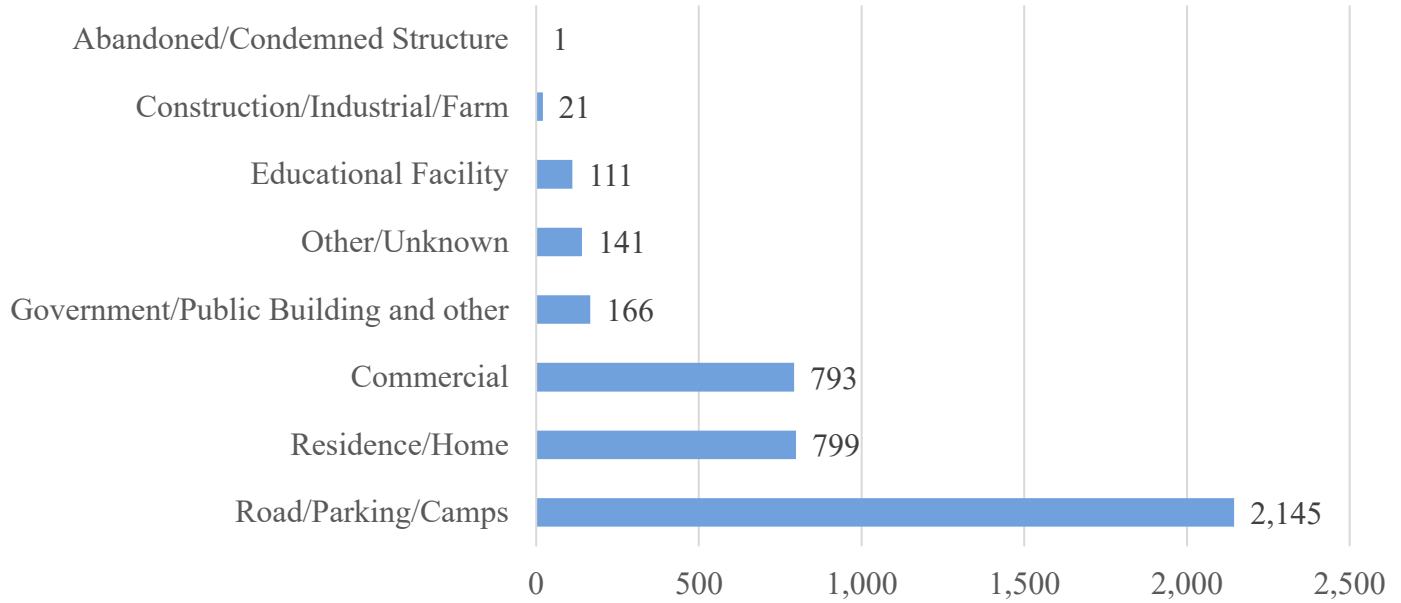
Offense Type	2022 Number of Crimes	2022 Crime Rate (per 1,000)	2023 Number of Crimes	2023 Crime Rate (per 1,000)
<b><i>Crimes Against Society</i></b>	<b>4,376</b>	<b>3.16</b>	<b>4,897</b>	<b>3.35</b>
Drug/Narcotic Violations	3,533	2.55	4,017	2.75
Drug Equipment Violations	214	0.15	161	0.11
Betting/Wagering	--	--	1	0.00
Operating/Promoting/Assisting Gambling	3	0.00	3	0.00
Gambling Equipment Violations	--	--	1	0.00
Pornography/Obscene Material	179	0.13	205	0.14
Prostitution	27	0.02	26	0.02
Assisting or Promoting Prostitution	10	0.01	33	0.02
Purchasing Prostitution	2	0.00	2	0.00
Weapon Law Violations	359	0.26	386	0.26
Animal Cruelty	49	0.04	62	0.04

## Drug/Narcotics & Equipment Violations

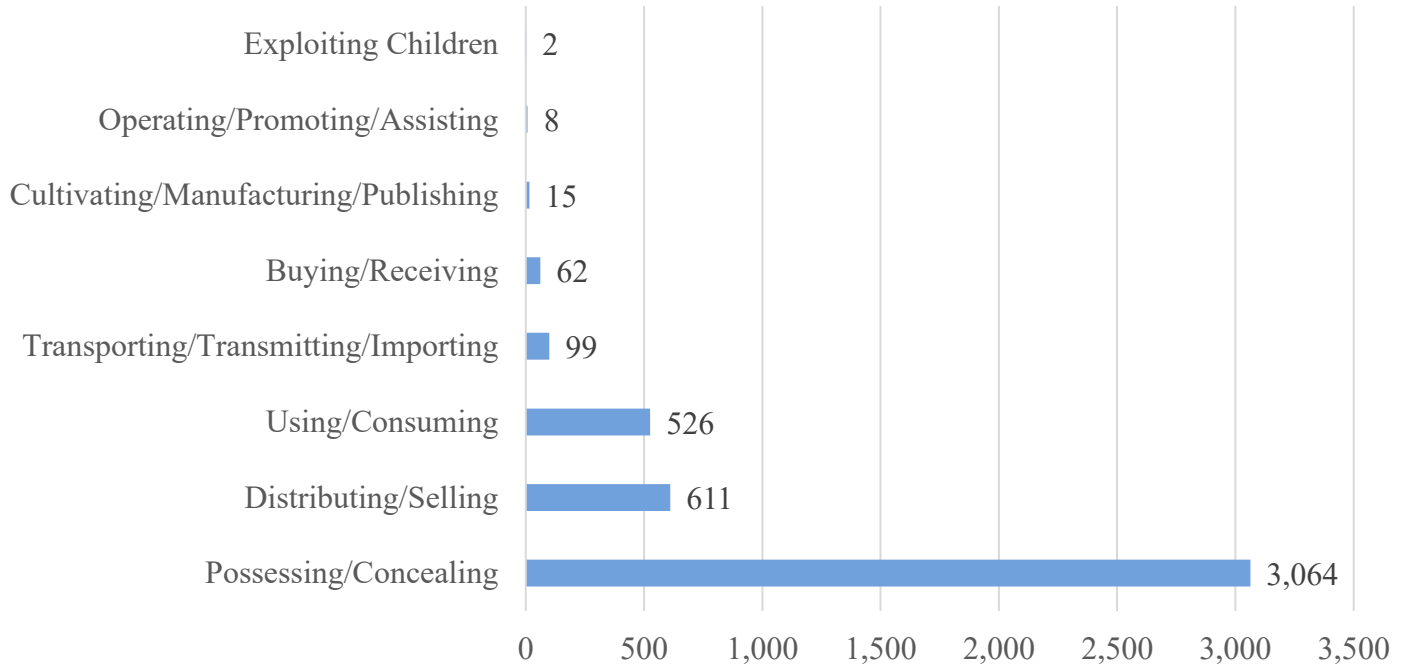
*There were 4,177 Drug/Narcotics and Equipment Violations, including attempts, reported by agencies for 2023*

*There was a total of 5,232 arrests for Drug/Narcotic and Equipment for 2023.*

### Drug Offenses & Equipment - Incident Location



### Drug Offenses & Equipment - Criminal Activity Type



## Drug/Narcotics & Equipment Violations

Drug Type	Number of Drug Incident Reports
Other Narcotics	1,054
Amphetamines/Methamphetamines	973
Crack Cocaine	727
Heroin	505
Cocaine (all forms except Crack)	433
Marijuana	333
Other Depressants	113
Unknown Type Drug	108
Other Hallucinogens	58
Opium	41
Other Stimulants	41
Barbiturates	16
LSD	8
Morphine	4
Hashish	3
PCP	1

Drug Type	Number of Drug Arrests
Other Narcotics	920
Amphetamines/Methamphetamines	862
Crack Cocaine	647
Heroin	444
Cocaine (all forms except Crack)	383
Marijuana	237
Other Depressants	98
Unknown Type Drug	87
Other Hallucinogens	51
Opium	36
Other Stimulants	35
Barbiturates	16
LSD	7
Morphine	4
Hashish	1
PCP	1

## Drug/Narcotics & Equipment Violations Arrestee Information

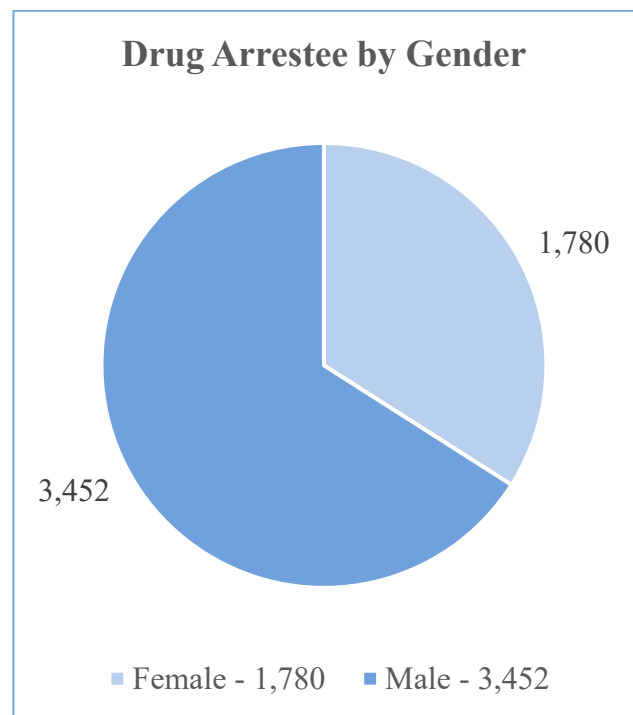
<b>Drug Type</b> (up to 3 drug types per arrest can be reported)	<b>10 - 17</b>	<b>18 - 24</b>	<b>25 - 34</b>	<b>35 - 44</b>	<b>45 - 54</b>	<b>55 - 64</b>	<b>65 and over</b>	<b>Total:</b>
Amphetamines/Methamphetamines	2	75	304	425	142	44	6	<b>998</b>
Barbiturates	1	1	3	6	1	4	--	<b>16</b>
Cocaine (all forms except Crack)	5	52	134	163	74	31	2	<b>461</b>
Crack Cocaine	3	42	215	296	155	52	6	<b>769</b>
Hashish	--	--	--	--	1	--	--	<b>1</b>
Heroin	4	35	166	214	81	25	2	<b>527</b>
LSD	--	2	4	2	--	--	--	<b>8</b>
Marijuana	126	76	19	22	14	7	--	<b>264</b>
Morphine	--	--	--	2	1	1	--	<b>4</b>
Opium	--	2	14	21	3	2	--	<b>42</b>
Other Depressants	--	8	39	42	18	2	--	<b>109</b>
Other Drugs	11	52	201	235	94	30	4	<b>627</b>
Other Hallucinogens	4	8	14	25	3	1	--	<b>55</b>
Other Narcotics	5	89	322	443	150	41	7	<b>1057</b>
Other Stimulants	--	5	13	16	5	2	--	<b>41</b>
Over 3 Drug Types	--	21	38	54	24	6	1	<b>144</b>
PCP	--	--	--	1	--	--	--	<b>1</b>
Unknown Type Drug	2	12	27	43	18	6	--	<b>108</b>



## Drug/Narcotics & Equipment Violations Arrestee Information

**Arrestee Gender**

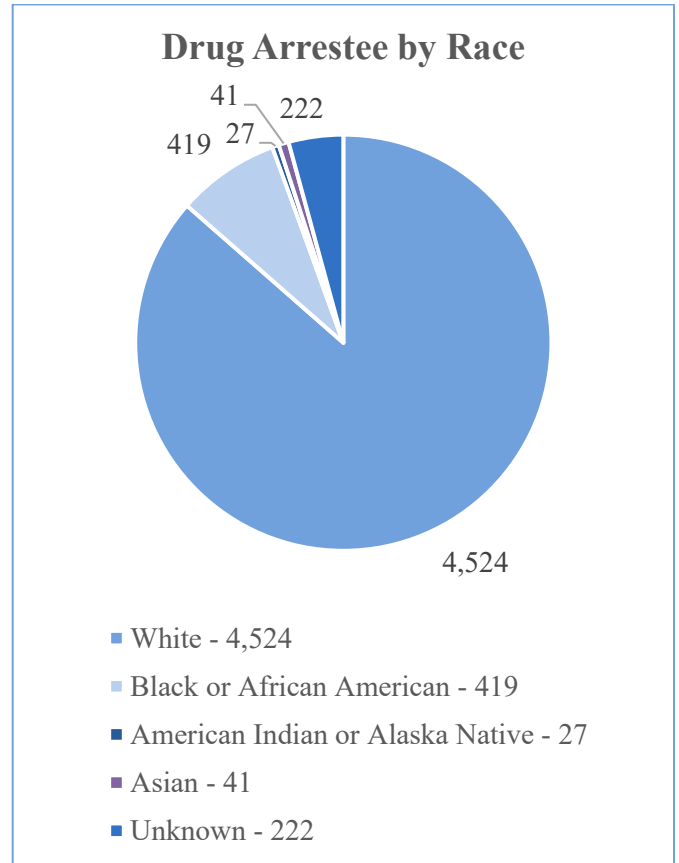
<b>Drug Type</b>	<b>Female</b>	<b>Male</b>
Hashish	--	1
Marijuana	80	184
Crack Cocaine	306	463
Cocaine (all forms except Crack)	136	325
Heroin	192	335
Morphine	2	2
Opium	17	25
Other Narcotics	343	714
Barbiturates	10	6
Other Depressants	40	69
Amphetamines/ Methamphetamines	324	674
Other Stimulants	17	24
LSD	3	5
PCP	--	1
Other Hallucinogens	15	40
Over 3 Drug Types	54	90
Other Drugs	206	421
Unknown Type Drug	35	73



## Drug/Narcotics & Equipment Violations

### Arrestee Information

Drug Type	White	Black or African American	American Indian or Alaska Native	Asian	Unknown
Hashish	1	--	--	--	--
Marijuana	212	27	1	10	14
Crack Cocaine	635	105	3	6	21
Cocaine (all forms except Crack)	375	63	--	5	18
Heroin	458	24	7	--	38
Morphine	3	--	--	--	1
Opium	41	--	--	--	1
Other Narcotics	921	79	4	9	44
Barbiturates	14	--	--	--	2
Other Depressants	97	6	--	1	5
Amphetamines/ Methamphetamines	893	48	8	4	45
Other Stimulants	40	1	--	--	--
LSD	6	--	--	--	2
PCP	1	--	--	--	--
Other Hallucinogens	48	3	--	1	3
Over 3 Drug Types	125	15	--	2	2
Other Drugs	562	41	3	3	18
Unknown Type Drug	92	7	1	--	8



## Gambling Violations

*There were 5 incidents/ Arrests for Gambling Violations for 2023.*

*2 arrests for Operating/Promoting/Assisting Gambling*

Offense Type	2022	2023
Betting/Wagering	--	1
Operating/Promoting/Assisting Gambling	3	3
Gambling Equipment Violations	--	1

Arrest Offense for A and B Arrests	Arrestee Gender	Arrestee Race	Arrestee Age	# of Arrestees
Operating/Promoting/Assisting Gambling	Male	White	25 - 34	1
Operating/Promoting/Assisting Gambling	Female	White	35 - 44	1

## Pornography/Obscene Material Violations

*There were 205 incidents reported for Pornography/Obscene Violations for 2023.*

*Resulting in 41 arrests.*

Incident Date	2022	2023
Pornography/Obscene Material	179	205

Arrestee Age	Arrestee Gender	Arrestee Race	# of Arrestees
10 - 17	Female	White	1
10 - 17	Male	White	3
18 - 24	Female	White	1
18 - 24	Male	White	6
25 - 34	Male	White	14
35 - 44	Male	White	6
45 - 54	Male	White	2
55 - 64	Male	White	6
65 and over	Male	White	2

## Prostitution Violations

*There were 61 incidents reported for Prostitution Violations for 2023.*

*Resulting in 43 arrests.*

Offense Type	Incident Date 2022	Incident Date 2023
Prostitution	27	26
Assisting or Promoting Prostitution	10	33
Purchasing Prostitution	2	2

Arrestee Age	Arrestee Gender	Arrestee Race	Prostitution	Assisting or Promoting Prostitution	Purchasing Prostitution
18 - 24	Male	White	--	3	--
	Male	Black or African American	--	1	--
25 - 34	Female	White	1	--	--
	Male	White	1	5	--
	Male	Black or African American	2	--	--
35 - 44	Male	White	3	8	1
45 - 54	Female	White	1	--	--
	Male	White	2	7	--
	Male	Asian	1	--	1
55 - 64	Male	White	1	5	--

## Weapon Law Violations

*There were 386 incidents reported for Weapon Law Violations for 2023.*

*Resulting in 142 arrests.*

Incident Date	2022	2023
Weapon Law Violations	359	386

Arrestee Age	Arrestee Gender	Arrestee Race	Weapon Law Arrests
10 - 17	Male	White	9
		Black or African American	2
		Unknown	1
18 - 24	Female	White	1
		Black or African American	1
	Male	White	17
		Black or African American	7
25 - 34	Female	White	3
	Male	White	31
		Black or African American	7
35 - 44	Female	White	4
	Male	White	29
		Black or African American	4
		Unknown	1
45 - 54	Female	Unknown	1
	Male	White	8
		Black or African American	2
55 - 64	Female	White	2
		Unknown	1
	Male	White	7
		Black or African American	1
		Unknown	1
65 and over	Male	White	2

## Animal Cruelty Violations

*There were 62 incidents reported for Animal Cruelty Violations for 2023.*

*Resulting in 29 arrests.*

Incident Date	2022	2023
Animal Cruelty	49	62

Arrestee Age	Arrestee Gender	Arrestee Race	Animal Cruelty Arrests
10 - 17	Female	White	1
	Male	White	2
18 - 24	Female	White	2
	Male	White	1
25 - 34	Female	White	4
	Male	White	2
35 - 44	Female	White	2
		Black or African American	1
	Male	White	2
		Unknown	1
45 - 54	Female	White	1
	Male	White	2
		Black or African American	1
		Unknown	1
55 - 64	Female	White	2
65 and over	Female	White	1
	Male	White	3

## Crimes Against Society Report by County

<b>Jurisdiction by Geography</b>	<b>Narcotic/Equipment Violations</b>	<b>Gambling Offenses</b>	<b>Pornography/Obscene Material</b>	<b>Prostitution Offenses</b>	<b>Weapon Law Violations</b>	<b>Animal Cruelty</b>
Androscoggin	483	--	5	3	79	13
Aroostook	193	--	6	--	18	7
Cumberland	705	1	27	35	56	20
Franklin	68	--	4	2	8	--
Hancock	99	--	5	1	9	4
Kennebec	377	3	8	3	36	1
Knox	43	--	--	--	5	--
Lincoln	45	--	10	1	12	1
Oxford	205	--	3	15	30	3
Penobscot	544	--	8	1	32	3
Piscataquis	46	--	--	--	4	--
Sagadahoc	40	--	1	--	6	--
Somerset	147	--	6	--	11	--
Waldo	34	--	--	--	4	1
Washington	42	--	3	--	5	2
York	524	1	29	--	35	4
Statewide Organizations	582	--	89	--	36	3



# Arrests

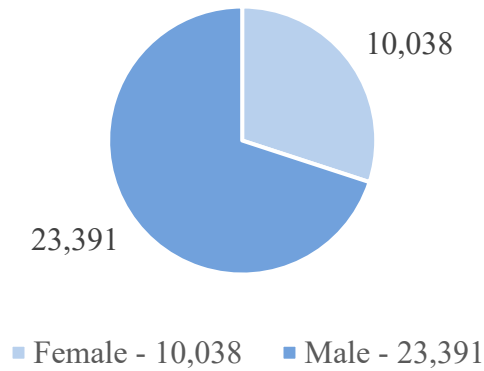
## Arrests

*In 2023 there were a total of 33,429 arrests reported for both Group A and Group B offenses.*

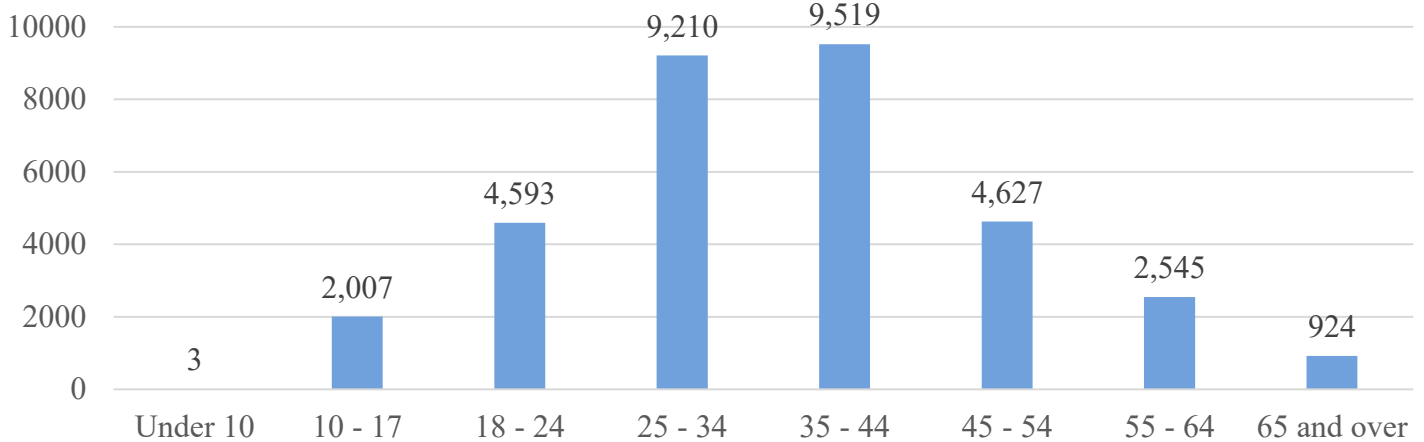
*6% of arrests made were Juveniles (under 18)*

*94% arrests made were Adults (18 and over)*

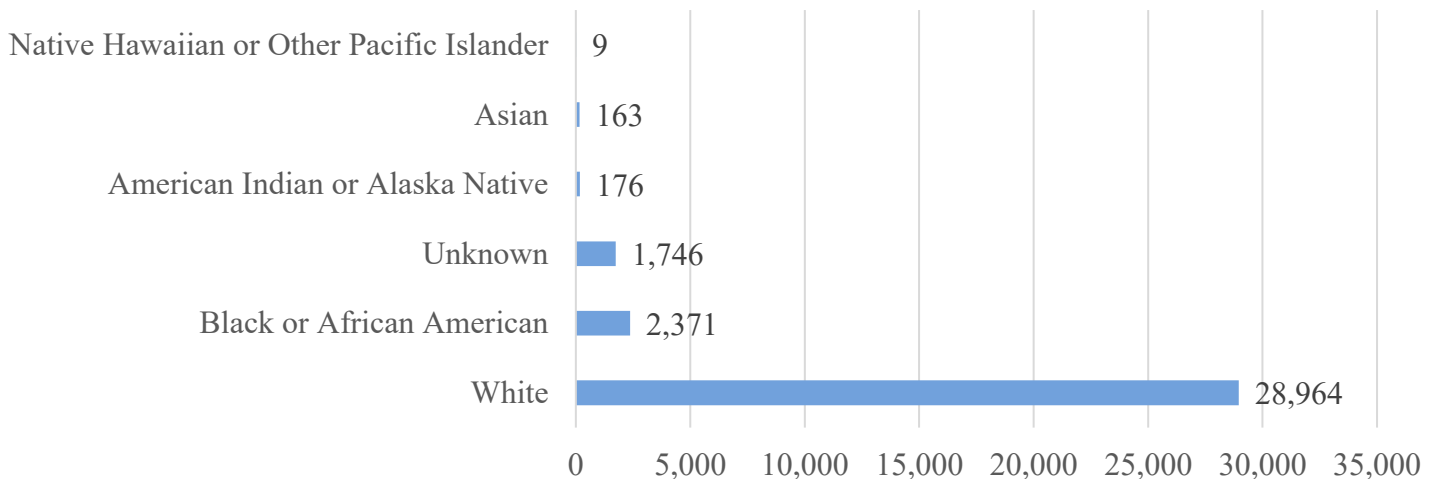
### Adult & Juvenile Arrest Gender Totals



### Adult & Juvenile Age Range Arrest Totals



### Adult & Juvenile Arrest Race Totals



## 2023 All Arrests by Offense

Crimes Against Person	Number of Arrestees	Percentage of Overall Crime Against Person Arrests
Simple Assault	3,610	68.04%
Intimidation	988	18.62%
Aggravated Assault	526	9.92%
Fondling	73	1.38%
Rape	51	0.96%
Murder and Nonnegligent Manslaughter	25	0.47%
Kidnapping/Abduction	11	0.21%
Statutory Rape	8	0.15%
Negligent Manslaughter	6	0.11%
Sodomy	3	0.06%
Incest	3	0.06%
Sexual Assault With An Object	1	0.02%

Totals: 5,305

Crimes Against Property	Number of Arrestees	Percentage of Overall Crime Against Person Arrests
All Other Larceny	2,459	41.02%
Shoplifting	1,165	19.44%
Destruction/Damage/Vandalism of Property	959	16.00%
Burglary/Breaking & Entering	428	7.14%
Motor Vehicle Theft	274	4.57%
False Pretenses/Swindle/Confidence Game	156	2.60%
Counterfeiting/Forgery	114	1.90%
Stolen Property Offenses	92	1.54%
Theft From Motor Vehicle	85	1.42%
Theft From Building	81	1.35%
Robbery	65	1.09%
Arson	46	0.77%
Credit Card/Automated Teller Machine Fraud	24	0.40%
Impersonation	16	0.27%
Embezzlement	10	0.17%
Welfare Fraud	8	0.13%

## All Arrests by Offense

<b>Crimes Against Property Cont.</b>	<b>Number of Arrestees</b>	<b>Percentage of Overall Crime Against Person Arrests</b>
Pocket-picking	3	0.05%
Wire Fraud	2	0.03%
Identity Theft	2	0.03%
Theft of Motor Vehicle Parts/Accessories	2	0.03%
Extortion/Blackmail	1	0.02%
Purse-snatching	1	0.02%
Theft From Coin Operated Machine or Device	1	0.02%
Totals:	5,994	

<b>Crimes Against Society</b>	<b>Number of Arrestees</b>	<b>Percentage of Overall Crime Against Person Arrests</b>
Drug/Narcotic Violations	3,055	90.90%
Weapon Law Violations	143	4.25%
Pornography/Obscene Material	67	1.99%
Animal Cruelty	30	0.89%
Assisting or Promoting Prostitution	29	0.86%
Drug Equipment Violations	19	0.57%
Prostitution	14	0.42%
Operating/Promoting/Assisting Gambling	2	0.06%
Purchasing Prostitution	2	0.06%
Total:	3,361	

<b>Group B Arrests</b>	<b>Number of Arrestees</b>	<b>Percentage of Overall Arrests for Part B Crimes</b>
All Other Offenses	11,320	60.31%
Driving Under the Influence	4,534	24.16%
Trespass of Real Property	1,213	6.46%
Disorderly Conduct	781	4.16%
Liquor Law Violations	767	4.09%
Family Offenses (Nonviolent)	102	0.54%
Bad Checks	45	0.24%
Drunkenness	4	0.02%
Curfew/Loitering/Vagrancy Violations	3	0.02%
Total:	18.76	

## All Arrests by Age Range/Offense

<b>Crimes Against Person</b>	<b>Under 10</b>	<b>10 - 17</b>	<b>18 - 24</b>	<b>25 - 34</b>	<b>35 - 44</b>	<b>45 - 54</b>	<b>55 - 64</b>	<b>65 and over</b>
Simple Assault	1	420	497	954	883	476	282	97
Murder and Nonnegligent Manslaughter	--	--	1	11	4	3	2	3
Negligent Manslaughter	--	1	1	2	1	1	--	--
Kidnapping/Abduction	--	--	--	5	2	3	1	--
Rape	--	9	11	8	10	8	3	2
Sodomy	--	1	--	1	1	--	--	--
Sexual Assault with An Object	--	--	--	--	--	--	1	--
Fondling	--	10	10	8	9	13	10	13
Incest	--	--	1	--	1	--	--	1
Statutory Rape	--	--	3	--	3	1	--	1
Aggravated Assault	--	33	78	159	140	77	26	13
Intimidation	--	107	138	229	232	132	102	48
Totals:	1	581	740	1,377	1,286	714	427	178

<b>Crimes Against Property</b>	<b>Under 10</b>	<b>10 - 17</b>	<b>18 - 24</b>	<b>25 - 34</b>	<b>35 - 44</b>	<b>45 - 54</b>	<b>55 - 64</b>	<b>65 and over</b>
Arson	--	14	5	9	7	8	2	1
Burglary/Breaking & Entering	--	86	54	102	130	41	14	1
Counterfeiting/Forgery	--	7	13	31	40	16	5	2
Embezzlement	--	--	1	4	4	--	1	--
Extortion/Blackmail	--	--	--	--	--	1	--	--
False Pretenses/Swindle/Confidence Game	--	2	15	36	50	24	23	6
Credit Card/Automated Teller Machine Fraud	--	1	1	11	10	1	--	--
Impersonation	--	--	6	1	5	1	2	1
Welfare Fraud	--	--	--	2	4	1	--	1
Wire Fraud	--	--	--	--	1	--	1	--

## All Arrests by Age Range/Offense

<b>Crimes Against Property</b>	<b>Under 10</b>	<b>10 - 17</b>	<b>18 - 24</b>	<b>25 - 34</b>	<b>35 - 44</b>	<b>45 - 54</b>	<b>55 - 64</b>	<b>65 and over</b>
Identity Theft	--	--	1	--	1	--	--	--
Robbery	--	6	19	17	17	5	1	--
Pocket-picking	--	--	1	--	--	2	--	--
Purse-snatching	--	--	1	--	--	--	--	--
Shoplifting	--	84	160	304	359	151	82	25
Theft From Building	--	10	5	15	31	7	11	2
Theft From Coin Operated Machine or Device	--	--	--	--	--	1	--	--
Theft From Motor Vehicle	--	10	5	32	25	8	4	1
Theft of Motor Vehicle Parts/Accessories	--	--	--	--	--	1	1	--
All Other Larceny	--	176	317	685	706	352	169	54
Motor Vehicle Theft	--	55	23	80	73	37	5	1
Stolen Property Offenses	--	5	13	22	36	11	5	--
Destruction/Damage/Vandalism of Property	1	200	160	231	198	96	53	20
Totals:	1	656	800	1,582	1697	764	379	115

<b>Crimes Against Society</b>	<b>Under 10</b>	<b>10 - 17</b>	<b>18 - 24</b>	<b>25 - 34</b>	<b>35 - 44</b>	<b>45 - 54</b>	<b>55 - 64</b>	<b>65 and over</b>
Drug/Narcotic Violations	--	126	285	845	1,150	473	157	19
Drug Equipment Violations	--	3	2	5	5	3	1	--
Operating/Promoting/Assisting Gambling	--	--	--	1	1	--	--	--
Pornography/Obscene Material	--	6	14	20	11	3	8	5
Prostitution	--	--	--	4	3	5	1	1
Assisting or Promoting Prostitution	--	--	4	5	8	7	5	--
Purchasing Prostitution	--	--	--	--	1	1	--	--
Weapon Law Violations	--	12	26	41	38	11	13	2
Animal Cruelty	--	3	3	7	6	5	2	4
Totals:	0	150	334	928	1,223	508	187	31

## All Arrests by Age Range/Offense

<b>Group B Arrests</b>	<b>Under 10</b>	<b>10 - 17</b>	<b>18 - 24</b>	<b>25 - 34</b>	<b>35 - 44</b>	<b>45 - 54</b>	<b>55 - 64</b>	<b>65 and over</b>
All Other Offenses	1	238	1,422	3,418	3,556	1,572	821	291
Bad Checks	--	--	3	20	16	4	1	1
Curfew/Loitering/Vagrancy Violations	--	2	1	--	--	--	--	--
Disorderly Conduct	--	70	86	208	199	114	71	32
Driving Under the Influence	--	32	669	1,302	1,137	678	504	211
Drunkenness	--	1	1	1	--	--	--	1
Family Offenses (Nonviolent)	--	4	10	40	27	12	5	4
Liquor Law Violations	--	193	415	36	48	32	34	8
Trespass of Real Property	--	80	112	297	328	228	116	52

Totals:      1          620      2,719      5,322      5,311      2,640      1,552      600

## All Arrests by Race

<b>Crimes Against Person</b>	<b>White</b>	<b>Black or African American</b>	<b>American Indian or Alaska Native</b>	<b>Asian</b>	<b>Unknown</b>
Simple Assault	3,133	264	20	16	177
Intimidation	845	73	5	5	60
Aggravated Assault	428	64	3	1	30
Fondling	63	3	--	1	6
Rape	40	2	--	1	8
Murder and Nonnegligent Manslaughter	16	5	--	--	4
Kidnapping/Abduction	8	3	--	--	--
Statutory Rape	8	--	--	--	--
Negligent Manslaughter	6	--	--	--	--
Sodomy	3	--	--	--	--
Incest	3	--	--	--	--
Sexual Assault with An Object	1	--	--	--	--

Totals:      4,554          414          28          24          285

## All Arrests by Race

Crimes Against Property	White	Black or African American	American Indian or Alaska Native	Asian	Unknown
All Other Larceny	2,182	102	20	14	141
Shoplifting	1,050	77	2	6	30
Destruction/Damage/Vandalism of Property	853	48	2	6	50
Burglary/Breaking & Entering	388	21	5	2	12
Motor Vehicle Theft	232	33	4	--	5
False Pretenses/Swindle/Confidence Game	130	18	--	2	6
Counterfeiting/Forgery	90	16	1	--	7
Theft From Motor Vehicle	77	5	2	1	--
Theft From Building	72	7	--	1	1
Stolen Property Offenses	70	9	1	--	12
Robbery	46	17	--	--	2
Arson	38	1	2	--	5
Credit Card/Automated Teller Machine Fraud	22	2	--	--	--
Impersonation	14	--	--	--	2
Embezzlement	8	1	--	--	1
Welfare Fraud	8	--	--	--	--
Pocket-picking	3	--	--	--	--
Identity Theft	2	--	--	--	--
Extortion/Blackmail	1	--	--	--	--
Wire Fraud	1	1	--	--	--
Purse-snatching	1	--	--	--	--
Theft From Coin Operated Machine or Device	1	--	--	--	--
Theft of Motor Vehicle Parts/Accessories	1	1	--	--	--
Totals:	5,290	359	39	32	274



## All Arrests by Race

<b>Crimes Against Society</b>	<b>White</b>	<b>Black or African American</b>	<b>American Indian or Alaska Native</b>	<b>Asian</b>	<b>Unknown</b>
Drug/Narcotic Violations	2,624	221	16	25	169
Weapon Law Violations	114	24	--	--	5
Pornography/Obscene Material	50	--	--	--	17
Assisting or Promoting Prostitution	28	1	--	--	--
Animal Cruelty	26	2	--	--	2
Drug Equipment Violations	19	--	--	--	--
Prostitution	9	2	--	1	2
Operating/Promoting/Assisting Gambling	2	--	--	--	--
Purchasing Prostitution	1	--	--	1	--
Totals:	2,873	250	16	27	195

<b>Part B Arrests</b>	<b>White</b>	<b>Black or African American</b>	<b>American Indian or Alaska Native</b>	<b>Asian</b>	<b>Native Hawaiian or Other Pacific Islander</b>	<b>Unknown</b>
All Other Offenses	9,828	873	53	42	5	519
Driving Under the Influence	3,906	231	21	24	3	349
Trespass of Real Property	1,051	104	9	6	--	43
Liquor Law Violations	668	57	3	5	1	33
Disorderly Conduct	662	68	7	3	--	41
Family Offenses (Nonviolent)	87	9	--	--	--	6
Bad Checks	38	6	--	--	--	1
Drunkenness	4	--	--	--	--	--
Curfew/Loitering/Vagrancy Violations	3	--	--	--	--	--
Totals:	16,247	1,348	93	80	9	992

## All Arrests by Gender

Crimes Against Person	Female	Male
Simple Assault	1,170	2,440
Intimidation	163	825
Aggravated Assault	75	451
Fondling	4	69
Kidnapping/Abduction	3	8
Murder and Nonnegligent Manslaughter	2	23
Negligent Manslaughter	1	5
Statutory Rape	1	7
Rape	--	51
Sodomy	--	3
Sexual Assault with An Object	--	1
Incest	--	3
Totals:	1,419	3,886

Crimes Against Property	Female	Male
All Other Larceny	1,050	1,409
Shoplifting	517	648
Destruction/Damage/Vandalism of Property	194	765
Motor Vehicle Theft	75	199
Burglary/Breaking & Entering	69	359
False Pretenses/Swindle/Confidence Game	38	118
Theft From Building	32	49
Counterfeiting/Forgery	29	85
Stolen Property Offenses	22	70
Theft From Motor Vehicle	19	66
Arson	16	30
Credit Card/Automated Teller Machine Fraud	13	11
Robbery	8	57
Embezzlement	6	4
Impersonation	3	13
Welfare Fraud	3	5
Pocket-picking	2	1

## All Arrests by Gender

### Part A Arrests

Crimes Against Property Cont.	Female	Male
Extortion/Blackmail	1	--
Wire Fraud	1	1
Identity Theft	1	1
Purse-snatching	--	1
Theft From Coin Operated Machine or Device	--	1
Theft of Motor Vehicle Parts/Accessories	--	2
Totals:	2,099	3,895

Crimes Against Society	Female	Male
Drug/Narcotic Violations	1,075	1,980
Animal Cruelty	14	16
Weapon Law Violations	13	130
Drug Equipment Violations	7	12
Pornography/Obscene Material	3	64
Prostitution	2	12
Operating/Promoting/Assisting Gambling	1	1
Assisting or Promoting Prostitution	--	29
Purchasing Prostitution	--	2
Totals:	1,115	2,246

Part B Arrests	Female	Male
All Other Offenses	3,201	8,119
Driving Under the Influence	1,312	3,222
Trespass of Real Property	356	857
Liquor Law Violations	274	493
Disorderly Conduct	202	578
Family Offenses (Nonviolent)	43	59
Bad Checks	17	28
Curfew/Loitering/Vagrancy Violations	--	3
Drunkenness	--	4
Totals:	5,405	13,363

## 2023 Group A & B Arrests by Month

Arrest Offense for A and B Arrests	Jan	Feb	Mar	Apr	May	Jun	Jul	Aug	Sep	Oct	Nov	Dec
<b>Crimes Against Person</b>	<b>408</b>	<b>387</b>	<b>415</b>	<b>409</b>	<b>449</b>	<b>471</b>	<b>485</b>	<b>484</b>	<b>446</b>	<b>474</b>	<b>472</b>	<b>405</b>
Murder / Nonnegligent Manslaughter	3	2	--	2	--	2	3	--	4	1	7	1
Negligent Manslaughter	1	--	2	--	--	1	2	--	--	--	--	--
Kidnapping/Abduction	3	2	1	--	--	2	1	1	--	--	1	--
Rape	4	4	2	5	5	3	1	4	4	6	6	7
Sodomy	--	--	1	1	--	1	--	--	--	--	--	--
Sexual Assault with An Object	--	1	--	--	--	--	--	--	--	--	--	--
Fondling	7	7	6	11	2	7	7	8	4	8	3	3
Incest	--	1	--	1	--	--	--	1	--	--	--	--
Statutory Rape	--	1	3	1	1	--	--	--	1	--	--	1
Aggravated Assault	52	42	44	43	43	42	51	38	48	47	39	37
Simple Assault	279	258	280	271	315	323	317	346	295	320	328	278
Intimidation	59	69	76	74	83	90	103	86	90	92	88	78
<b>Crimes Against Property</b>	<b>530</b>	<b>448</b>	<b>506</b>	<b>494</b>	<b>479</b>	<b>559</b>	<b>542</b>	<b>537</b>	<b>538</b>	<b>483</b>	<b>414</b>	<b>464</b>
Arson	2	1	5	4	6	6	6	3	4	6	3	--
Burglary/Breaking & Entering	31	32	23	36	31	45	49	35	40	42	31	33
Counterfeiting/Forgery	5	7	12	9	14	13	10	4	8	11	12	9
Destruction/Damage/Vandalism of Property	86	66	82	82	72	84	99	65	102	79	66	76
Embezzlement	1	1	1	2	1	1	1	1	1	--	--	--
Extortion/Blackmail	--	--	--	--	--	1	--	--	--	--	--	--
False Pretenses/Swindle/Confidence Game	14	15	15	6	14	14	11	15	9	11	18	14

## 2023 Group A & B Arrests by Month (cont.)

Arrest Offense for A and B Arrests	Jan	Feb	Mar	Apr	May	Jun	Jul	Aug	Sep	Oct	Nov	Dec
Credit Card/Automated Teller Machine Fraud	1	--	2	2	1	5	4	2	--	4	2	1
Impersonation	4	1	--	2	--	1	--	--	2	1	2	3
Welfare Fraud	1	--	--	--	--	1	1	1	1	1	--	2
Wire Fraud	--	1	1	--	--	--	--	--	--	--	--	--
Identity Theft	--	--	1	--	--	--	1	--	--	--	--	--
Robbery	6	1	6	12	5	2	4	6	6	3	4	10
Pocket-picking	--	--	2	--	--	--	1	--	--	--	--	--
Purse-snatching	1	--	--	--	--	--	--	--	--	--	--	--
Shoplifting	100	108	103	102	93	109	87	112	100	76	86	89
Theft From Building	6	4	10	9	5	10	9	3	5	6	8	6
Theft From Coin Operated Machine or Device	1	--	--	--	--	--	--	--	--	--	--	--
Theft From Motor Vehicle	8	5	4	8	6	9	10	8	7	9	5	6
Theft of Motor Vehicle Parts/Accessories	--	--	--	--	--	1	1	--	--	--	--	--
All Other Larceny	226	169	209	202	202	224	220	246	214	202	158	187
Motor Vehicle Theft	20	29	21	15	22	24	22	32	27	23	13	26
Stolen Property Offenses	17	8	9	3	7	9	6	4	12	9	6	2
<b>Crimes Against Society</b>	<b>243</b>	<b>278</b>	<b>328</b>	<b>256</b>	<b>325</b>	<b>304</b>	<b>329</b>	<b>361</b>	<b>263</b>	<b>234</b>	<b>228</b>	<b>212</b>
Drug/Narcotic Violations	222	258	285	223	300	276	308	329	248	218	197	191
Drug Equipment Violations	1	2	1	3	1	3	2	2	--	2	2	--
Operating/Promoting/Assisting Gambling	--	--	--	--	--	--	1	--	--	--	--	1
Pornography/Obscene Material	3	6	4	5	8	4	9	7	6	4	6	5

## 2023 Group A & B Arrests by Month (cont.)

Arrest Offense for A and B Arrests	Jan	Feb	Mar	Apr	May	Jun	Jul	Aug	Sep	Oct	Nov	Dec
<b>Crimes Against Society</b>	<b>243</b>	<b>278</b>	<b>328</b>	<b>256</b>	<b>325</b>	<b>304</b>	<b>329</b>	<b>361</b>	<b>263</b>	<b>234</b>	<b>228</b>	<b>212</b>
Prostitution	--	--	7	--	--	--	--	3	1	--	2	1
Assisting or Promoting Prostitution	--	--	16	13	--	--	--	--	--	--	--	--
Purchasing Prostitution	--	--	2	--	--	--	--	--	--	--	--	--
Weapon Law Violations	13	11	13	12	14	16	7	14	5	9	16	13
Animal Cruelty	4	1	--	--	2	5	2	6	3	1	5	1
<b>Group B Offenses</b>	<b>1,350</b>	<b>1,269</b>	<b>1,590</b>	<b>1,564</b>	<b>1,754</b>	<b>1,714</b>	<b>1,932</b>	<b>1,824</b>	<b>1,619</b>	<b>1,473</b>	<b>1,380</b>	<b>1,300</b>
Bad Checks	3	4	2	8	3	2	1	1	5	7	6	3
Curfew/Loitering/Vagrancy Violations	--	--	--	1	--	--	--	--	2	--	--	--
Disorderly Conduct	44	50	44	54	72	86	98	98	82	63	60	30
Driving Under the Influence	357	334	371	333	386	397	471	431	406	345	347	356
Drunkenness	--	2	--	--	--	1	1	--	--	--	--	--
Family Offenses (Nonviolent)	7	9	14	10	7	9	5	5	18	10	5	3
Liquor Law Violations	23	55	48	52	89	61	143	114	60	52	33	37
Trespass of Real Property	79	72	96	101	136	91	117	117	107	97	118	82
All Other Offenses	837	743	1,015	1,005	1,061	1,067	1,096	1,058	939	899	811	789
Totals:	2,531	2,382	2,839	2,723	3,007	3,047	3,288	3,206	2,866	2,663	2,491	2,381

## 2023 Group A & B Arrests by County

Arrest Offense for A and B Arrests by County	Number of Arrestees
Androscoggin	3,936
Aroostook	1,782
Cumberland	6,097
Franklin	935
Hancock	960
Kennebec	3,507
Knox	452
Lincoln	853
Oxford	1,495
Penobscot	3,192
Piscataquis	244
Sagadahoc	581
Somerset	1,389
Waldo	251
Washington	585
York	4,920
Statewide Organizations	2,245

# **HATE CRIME**



# Hate Bias

*The reported number of hate crime incidents in Maine in 2023 was 54. These incidents involved 63 victims with 41 offenders and resulted in a total of 54 offenses.*

*Commencing in 1992, law enforcement officers are to report hate crimes as a supplementary report to the UCR program. Under Title 25 sec. 1544, hate crimes are defined as those that “manifest evidence of prejudice based on race, religion, sexual orientation, or ethnicity ...”. On June 26, 1997, disability bias was added to the definition of hate crime, creating two new categories: Anti-Mental Disability and Anti-Physical Disability.*

*Two new categories are added to Hate Crime Motivation: Gender and Gender Identity. There have also been numerous other additions to Bias Types. Maine’s hate crimes are further reported to the FBI as part of the federal Hate Crimes Statistics Act.*

## Hate Crime Bias Categories:

### Race /Ethnicity/ Ancestry

Anti-American Indian or Alaska  
Native Anti-Arab

Anti-Asian

Anti-Black or African  
American Anti-Hispanic or  
Latino

Anti-Multiple Races Group

Anti-Native Hawaiian or Other Pacific  
Islander Anti-Other Race/Ethnicity/Ancestry

Anti-White

### Sexual Orientation

Anti-Bisexual Anti-Gay (Male) Anti-Heterosexual  
Anti-Lesbian Anti-Lesbian, Gay, Bisexual, or  
Transgender (Mixed Group)

### Disability

Anti-Mental Disability  
Anti-Physical Disability

### Religion

Anti-Buddhist  
Anti-Catholic

Anti-Eastern Orthodox (Russian, Greek, Other)  
Anti-Hindu

Anti-Islamic (Muslim)  
Anti-Jehovah’s Witness  
Anti-Jewish

Anti-Mormon

Anti-Multiple Religions Group  
Anti-Other Christian

Anti-Other Religion  
Anti-Protestant  
Anti-Sikh

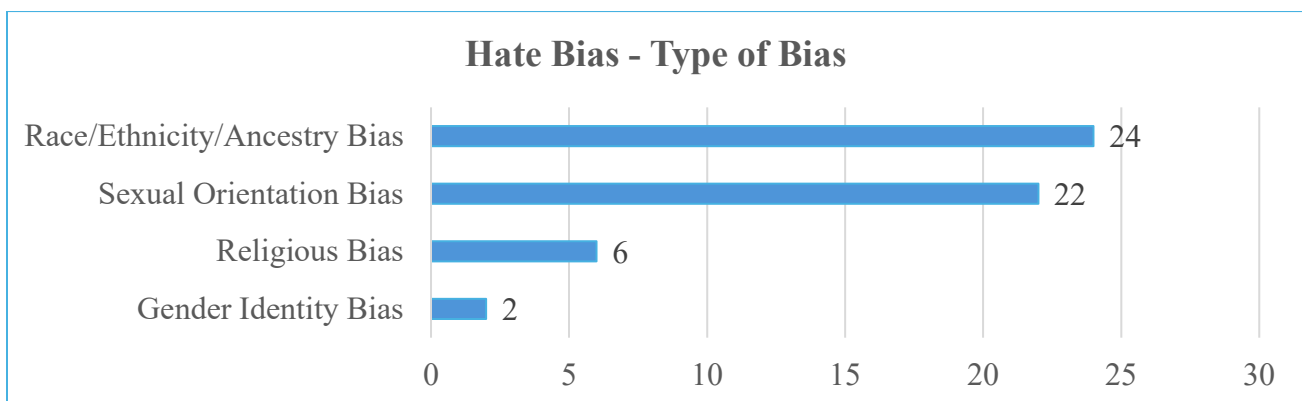
Anti-Atheism/Agnosticism

### Gender

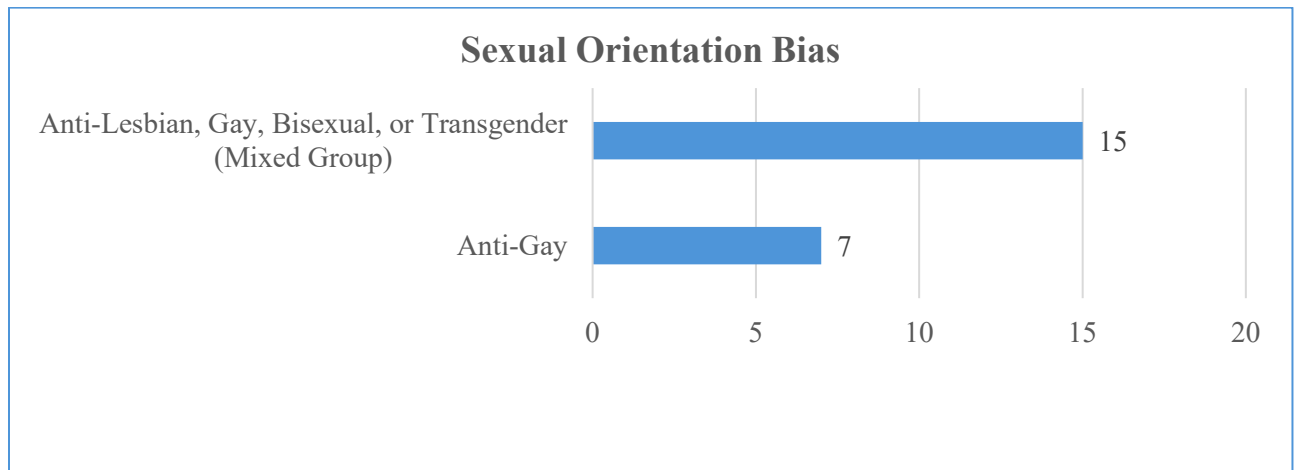
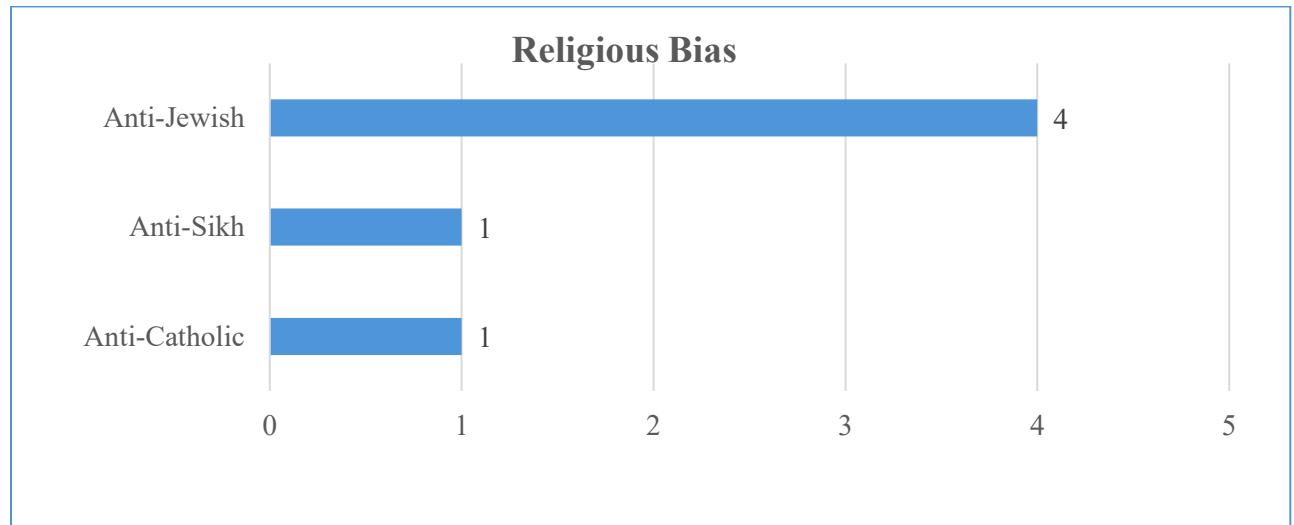
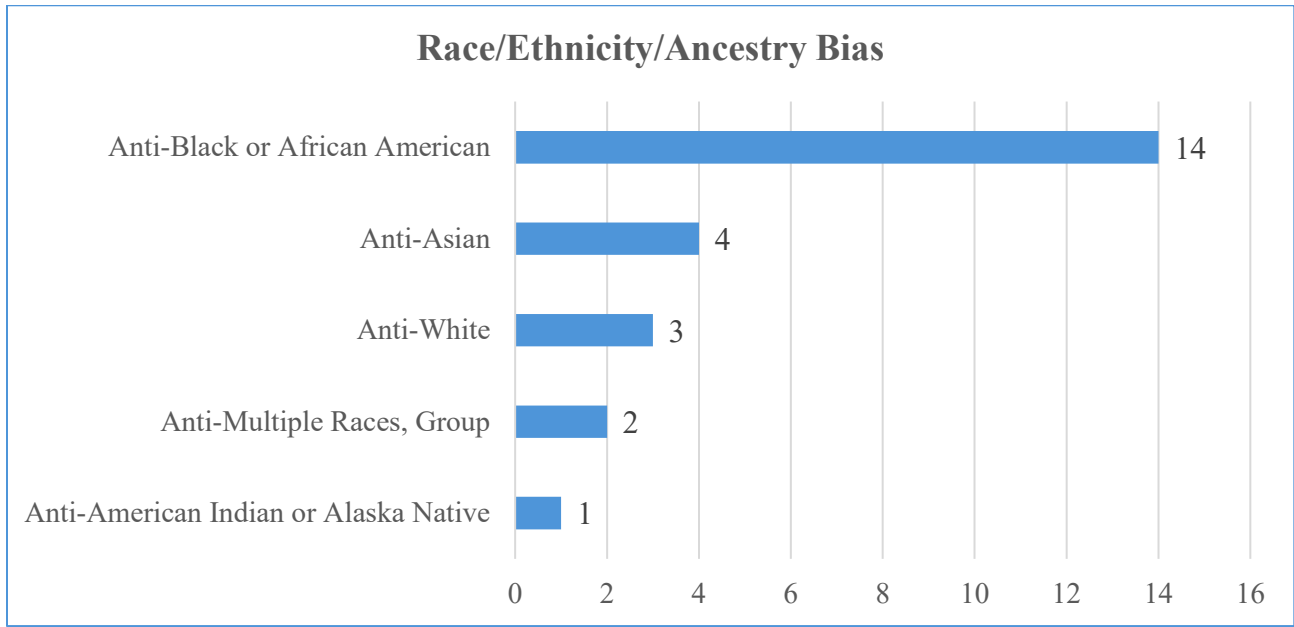
Anti-Female  
Anti-Male

### Gender Identity Bias

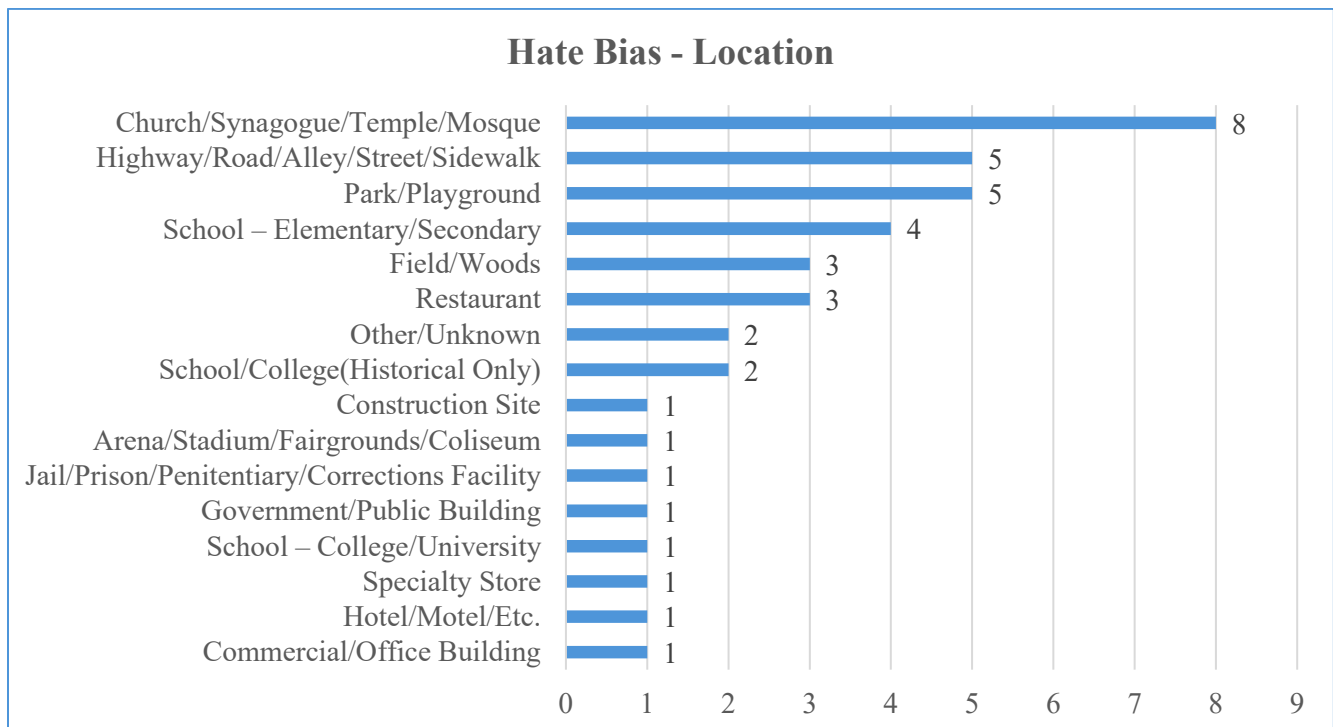
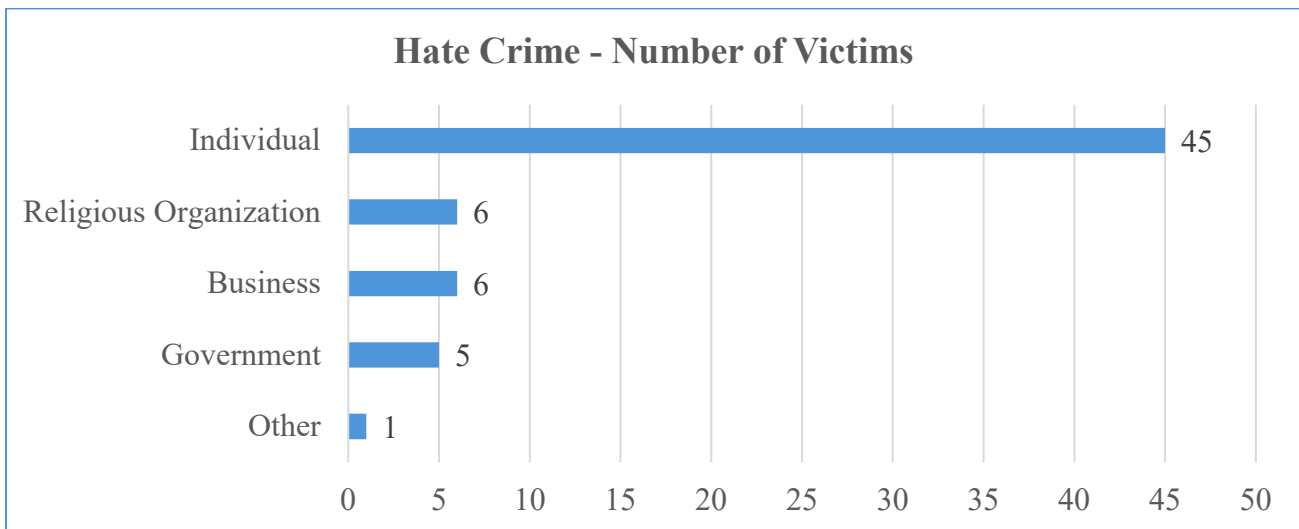
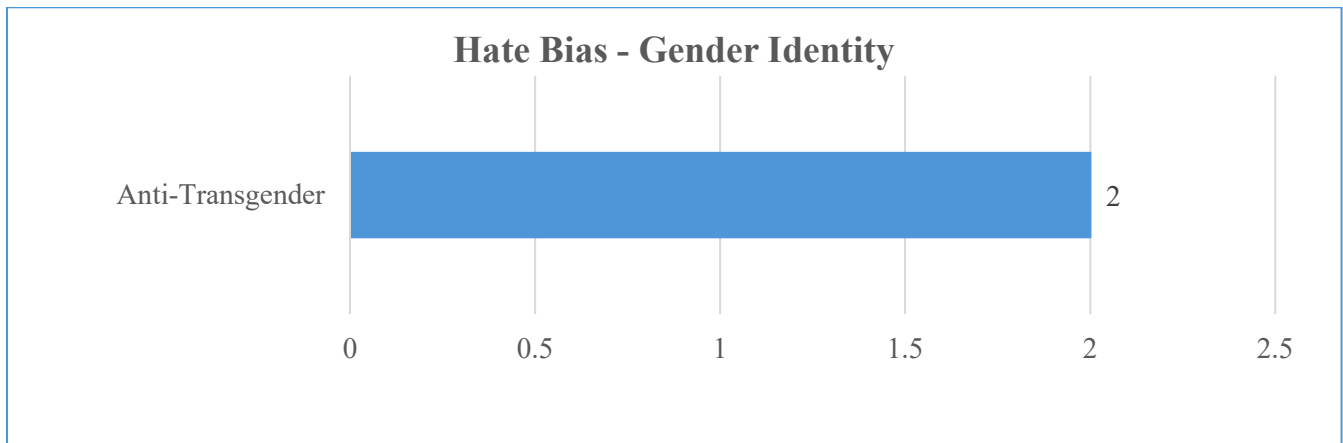
Anti-Gender Nonconforming  
Anti-Transgender



# Hate Bias



## Hate Bias

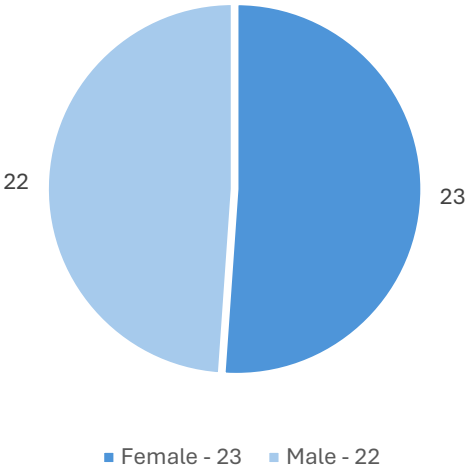


## Hate Bias

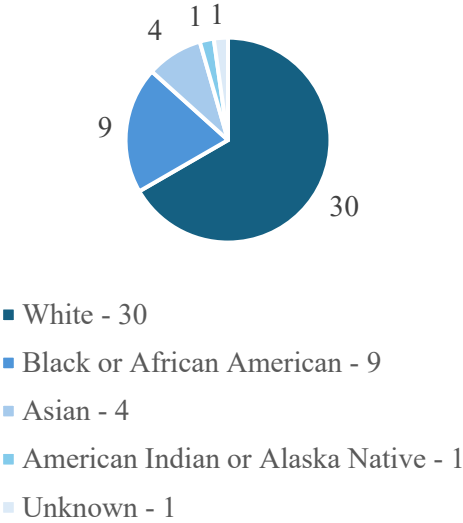
Offense Type	Bias Motivation	# of Incidents Reported
Simple Assault	Anti-White	1
	Anti-Black or African American	3
	Anti-American Indian or Alaska Native	1
	Anti-Asian	1
	Anti-Lesbian, Gay, Bisexual, or Transgender (Mixed Group)	3
Intimidation	Anti-White	1
	Anti-Black or African American	7
	Anti-Asian	2
	Anti-Sikh	1
	Anti-Gay	4
	Anti-Lesbian, Gay, Bisexual, or Transgender (Mixed Group)	3
	Anti-Transgender	2
Burglary/Breaking & Entering	Anti-Asian	3
Destruction/Damage/Vandalism of Property	Anti-White	2
	Anti-Black or African American	6
	Anti-Multiple Races, Group	2
	Anti-Jewish	5
	Anti-Gay	3
	Anti-Lesbian, Gay, Bisexual, or Transgender (Mixed Group)	4
All Other Larceny	Anti-Black or African American	1
	Anti-Catholic	1
	Anti-Lesbian, Gay, Bisexual, or Transgender (Mixed Group)	8

# Hate Bias

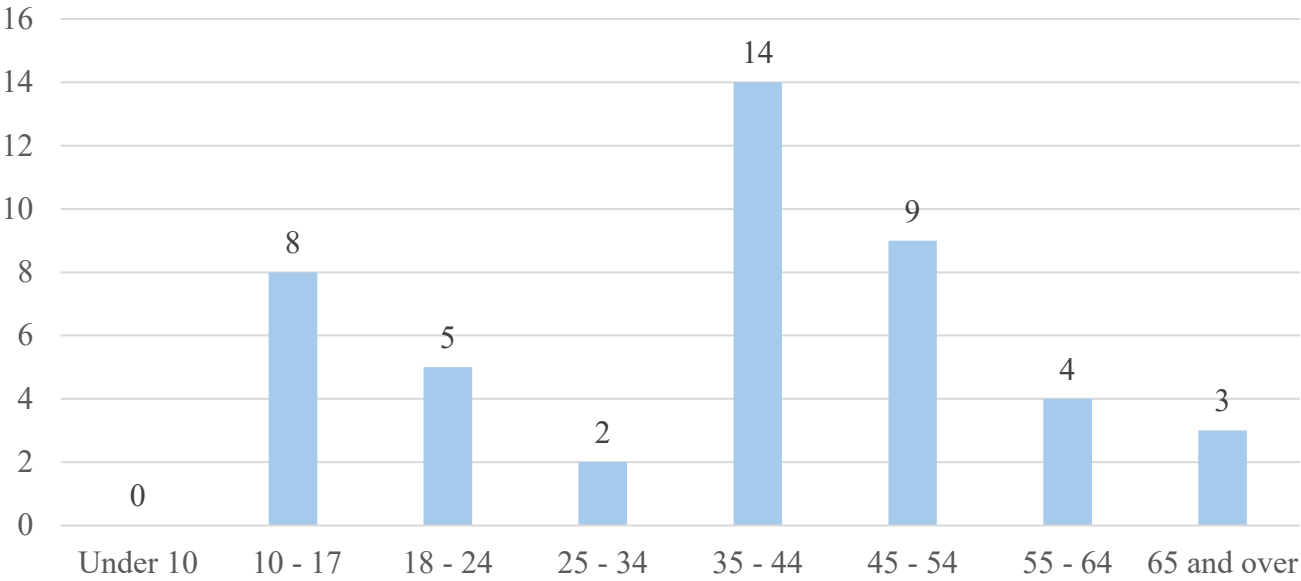
Hate Bias - Victim Gender



Hate Crime - Victim Race

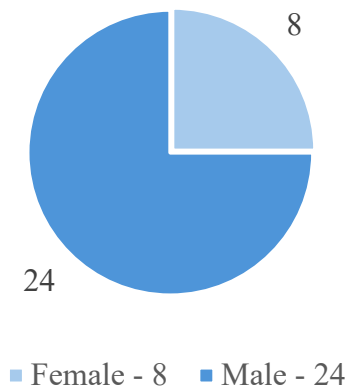


Hate Bias - Victim Age Range

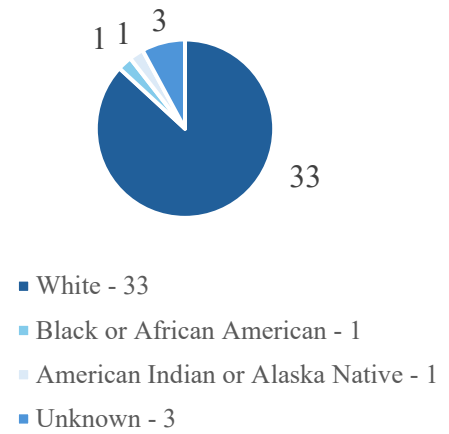


## Hate Bias

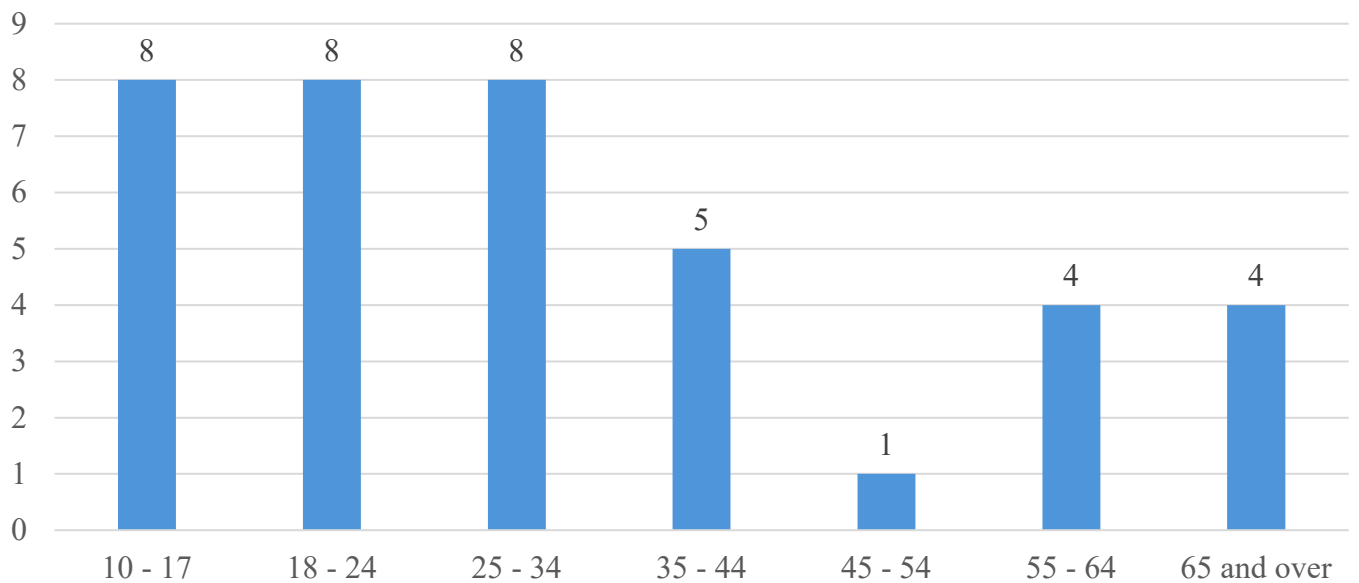
### Hate Bias - Offender Gender



### Hate Bias - Offender Race



### Hate Bias - Offender Age Range



## Hate Bias

Reporting Agency	# of Hate Crimes Reported
Caribou PD	1
Fort Kent PD	2
Houlton PD	1
Madawaska PD	1
Presque Isle PD	2
Brunswick PD	1
Cumberland SO	10
Portland PD	3
Windham PD	1
Bar Harbor PD	1
Ellsworth PD	2
Hancock SO	1
Augusta PD	4
Winslow PD	1
Rockland PD	2

Reporting Agency	# of Hate Crimes Reported
Norway PD	1
Oxford SO	1
Bangor PD	3
Newport PD	1
UMO DPS	1
Bath PD	2
Topsham PD	1
Biddeford PD	2
Kennebunk PD	1
Kennebunkport PD	1
North Berwick PD	1
Old Orchard Beach PD	1
Sanford PD	2
York SO	2
Maine State Police	1

## Hate Bias

Reporting County:	# of Reported Hate Crimes
Androscoggin	--
Aroostook	7
Cumberland	15
Franklin	--
Hancock	4
Kennebec	5
Knox	2
Lincoln	--
Oxford	2
Penobscot	5
Piscataquis	--
Sagadahoc	3
Somerset	--
Waldo	--
Washington	--
York	10
Statewide Organizations	1



# **Law Enforcement Officers Killed and Assaulted**

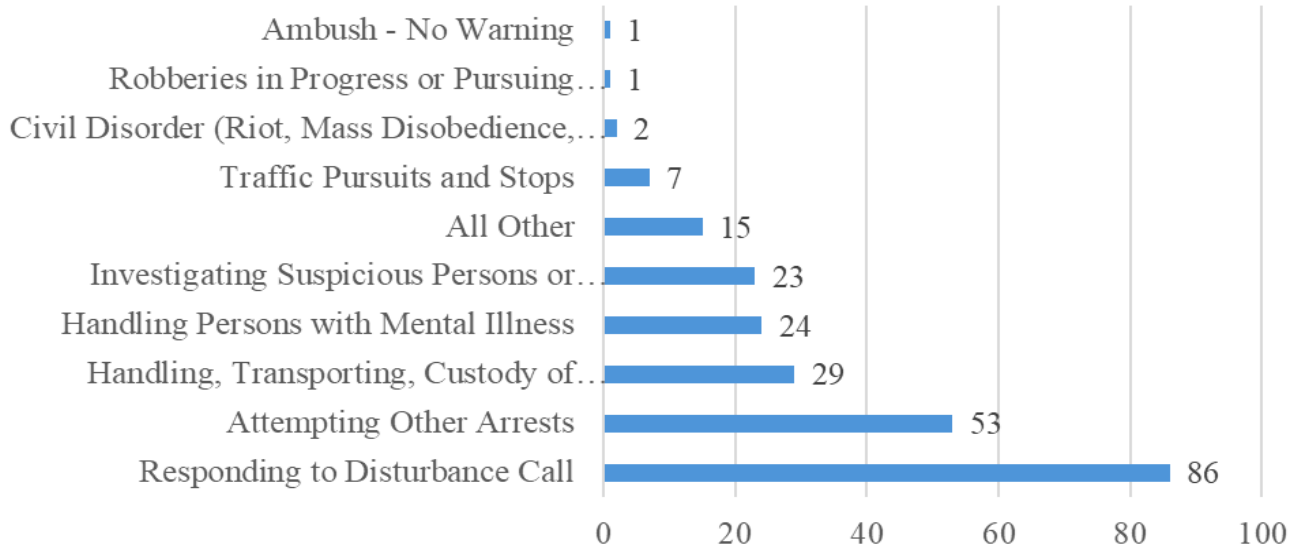
## Law Enforcement Officers Killed or Assaulted

Additional information is collected on law enforcement officers assaulted in the Incident Base Reporting program.

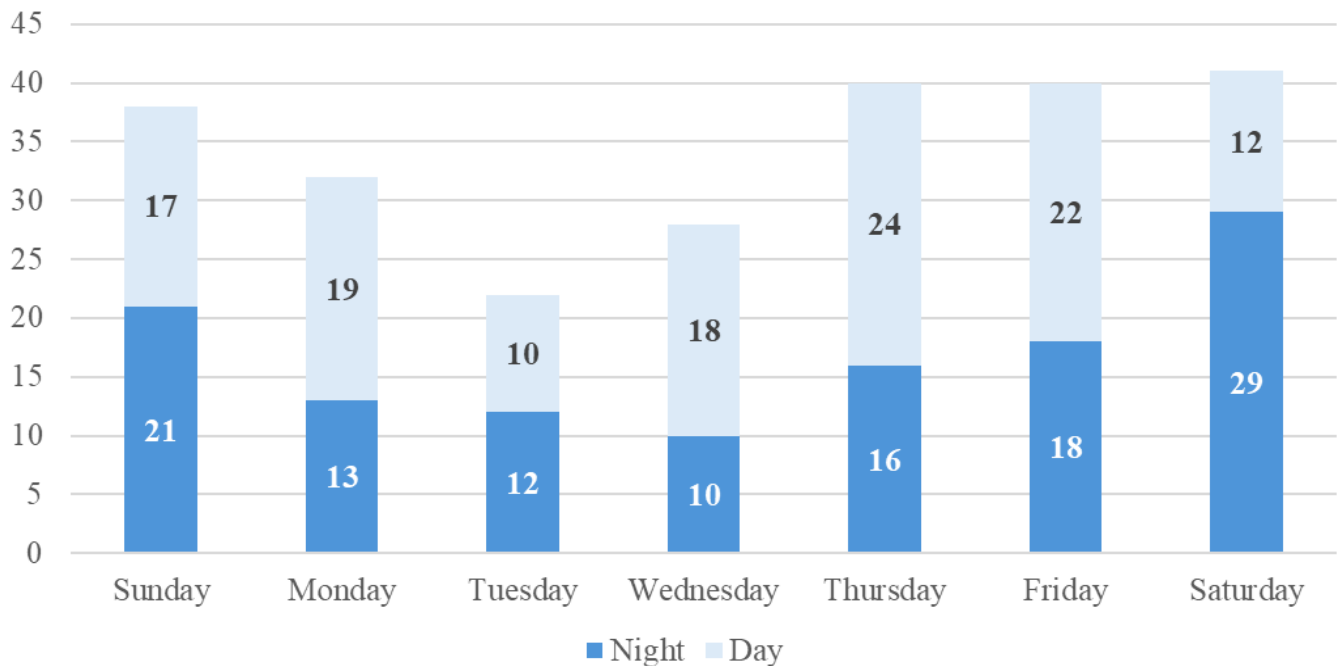
In 2023 agencies reported a total of 241 officers assaulted with 221 of these incidents being cleared.

Clearance rate of 91.7%

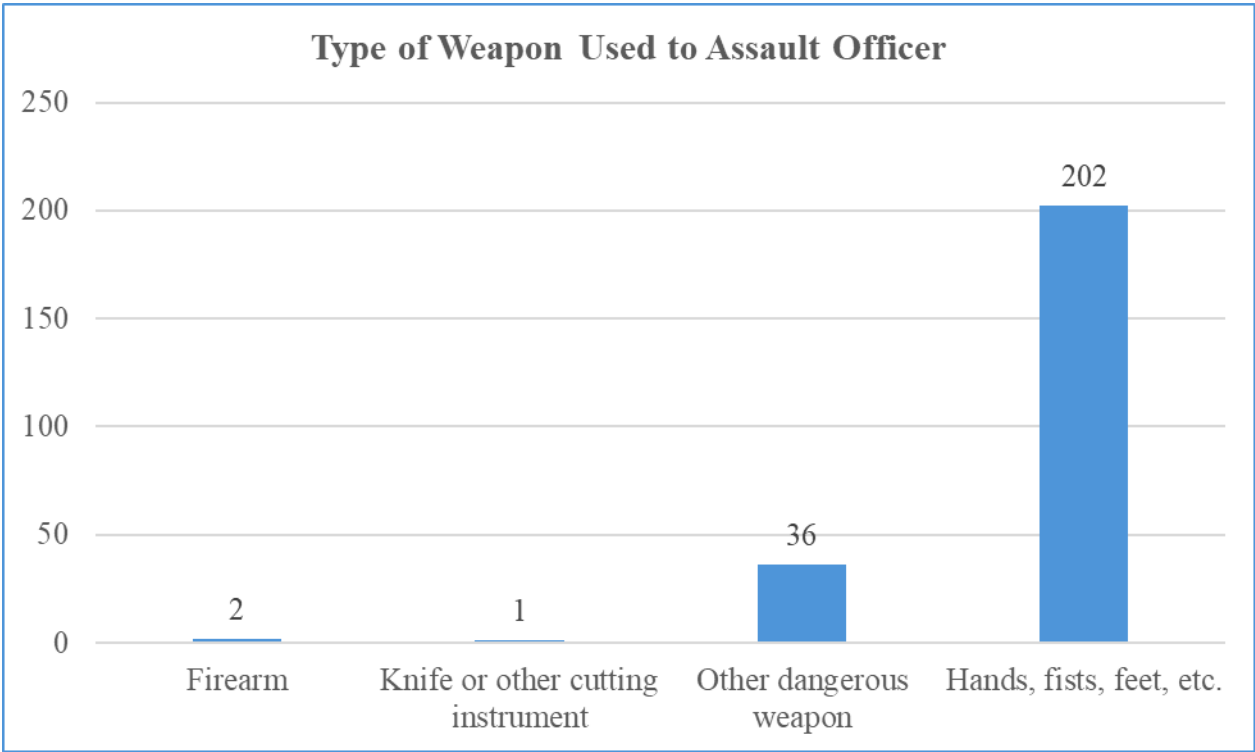
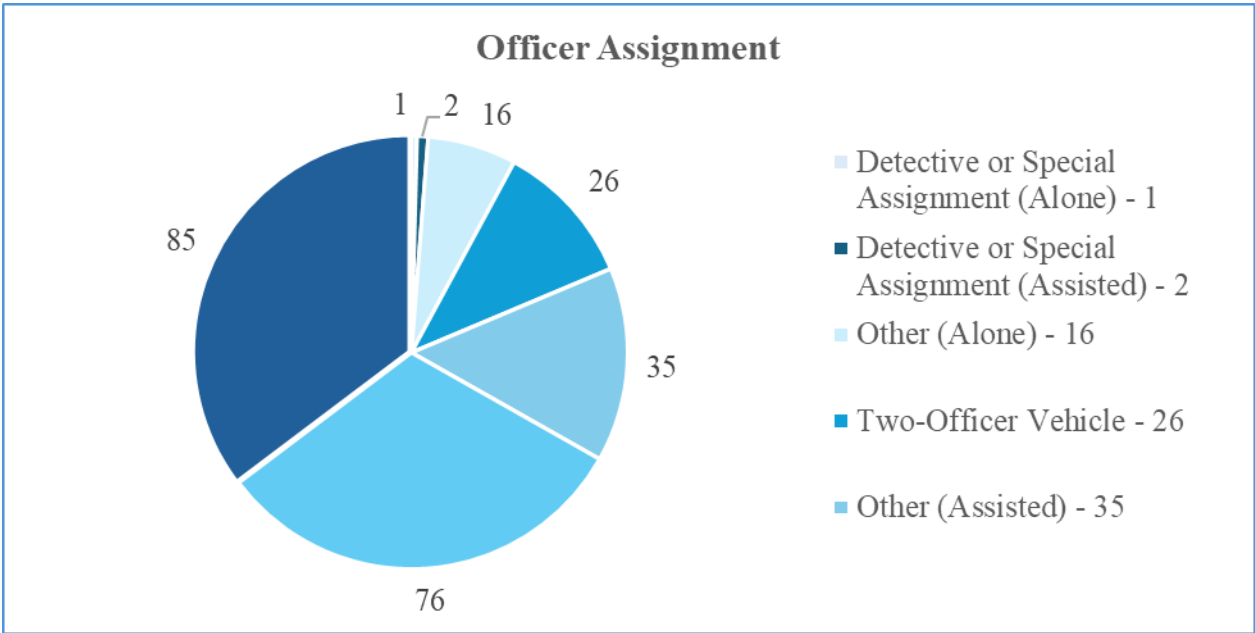
### Number of Victims by Activity Type



### 2023 Number of Incidents by Day of Week & Time

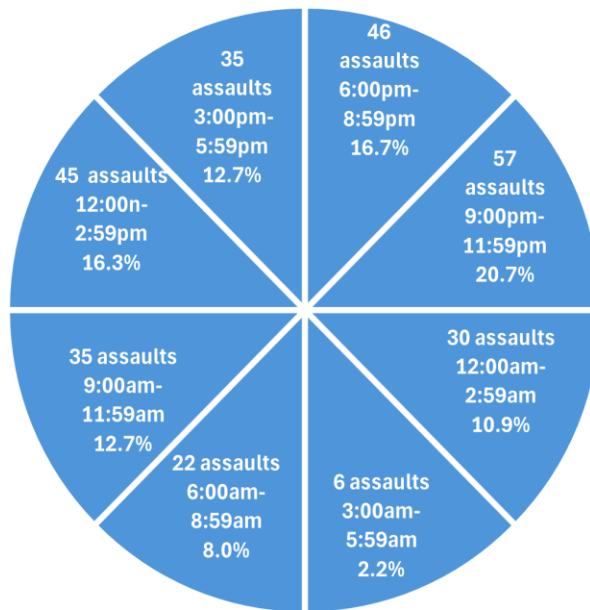


# Law Enforcement Officers Killed or Assaulted



## Law Enforcement Officers Killed or Assaulted

**Officer Assaults by Time of Day**



Reporting County:	# of LEOKA Incidents Reported
Androscoggin	21
Aroostook	14
Cumberland	63
Franklin	3
Hancock	9
Kennebec	28
Knox	1
Lincoln	4

Reporting County:	# of LEOKA Incidents Reported
Oxford	11
Penobscot	41
Piscataquis	3
Sagadahoc	6
Somerset	8
Washington	2
York	20
Statewide Organizations	7

## Full-Time Law Enforcement as of October 31, 2023

**Sworn Personnel:** There are 2,324 Statewide full-time law enforcement officers reported for 2023.

There are 421 full-time sworn law enforcement officers employed by Maine's 16 Sheriff's Departments. Maine State Police are reporting a total of 279 full-time sworn officers and the municipalities report a total of 1,624 full-time sworn officers.

**Civilian Personnel:** There are 708 Statewide full-time civilian employees reported for 2023.

There are 55 full-time civilians employed by Maine's 16 Sheriff's Departments, Maine State Police employ 238 full-time civilians, and the municipalities employ a total of 415 civilians.

Please note the below report does not include the number of vacancies in the department.

AGENCY	2023 POPULATION	Sworn Law Enforcement			Civilian Personnel		TOTAL
		M	F	Officers/1,000	M	F	
Androscoggin SO	29,368	28	1	1.0	0	2	31
Auburn PD	24,252	49	1	2.1	1	5	56
Lewiston PD	39,209	75	5	2.0	6	7	93
Livermore Falls PD	3,072	4	0	1.3	0	0	4
Lisbon PD	9,753	15	2	1.7	3	3	23
Mechanic Falls PD	3,121	6	0	1.9	0	0	6
Sabattus PD	5,127	5	2	1.4	1	1	9
<b>Androscoggin County Total:</b>	<b>113,902</b>	<b>182</b>	<b>11</b>	<b>1.7</b>	<b>11</b>	<b>18</b>	<b>222</b>
Aroostook SO	34,694	20	1	0.6	4	3	28
Caribou PD	7,461	16	0	2.1	0	1	17
Fort Fairfield PD	3,334	5	0	1.5	0	0	5
Fort Kent PD	4,139	4	1	1.2	1	3	9
Houlton PD	6,072	8	1	1.5	0	5	14
Madawaska PD	3,861	6	0	1.6	0	0	6
Presque Isle PD	8,629	14	5	2.2	2	2	23
Ashland PD	1,207	4	0	3.3	0	0	4
Washburn PD	1,523	4	0	2.6	0	0	4
<b>Aroostook County Total:</b>	<b>70,920</b>	<b>81</b>	<b>8</b>	<b>1.3</b>	<b>7</b>	<b>14</b>	<b>110</b>
Cumberland SO	72,262	53	7	0.8	7	6	73
Brunswick PD	21,867	30	3	1.5	6	10	49
Cape Elizabeth PD	9,601	13	1	1.5	1	0	15
Falmouth PD	13,057	17	2	1.5	4	4	27
Gorham PD	17,506	21	2	1.5	1	2	26
Portland PD	68,390	115	11	1.3	14	33	173
South Portland PD	27,256	40	8	1.8	1	6	55
Scarborough PD	23,722	33	5	1.6	7	14	59
Westbrook PD	20,753	37	6	2.0	2	5	50
Bridgton PD	5,756	8	1	1.6	0	0	9
Cumberland PD	8,664	9	1	1.2	0	1	11
Freeport PD	8,807	15	1	1.8	1	2	19
Yarmouth PD	9,138	12	0	1.3	1	1	14
Windham PD	19,454	25	3	1.4	0	3	31

AGENCY	2023 POPULATION	Sworn Law Enforcement			Civilain Personnel		TOTAL
		M	F	Officers/1,000	M	F	
Univ. Southern Maine Gorham	0	7	2	0.0	1	5	15
<b>Cumberland County Totals:</b>	<b>326,233</b>	<b>435</b>	<b>53</b>	<b>1.5</b>	<b>46</b>	<b>92</b>	<b>626</b>
Franklin SO	11,898	14	0	1.2	0	1	15
Farmington PD	8,519	11	1	1.4	0	1	13
Jay PD	4,679	8	0	1.7	0	1	9
Wilton PD	3,891	6	0	1.5	0	0	6
Rangeley PD	1,294	2	0	1.5	0	0	2
Univ. Maine - Farmington	0	5	0	0.0	0	1	6
Carrabassett Valley PD	700	1	0	1.4	0	0	1
<b>Franklin County Totals:</b>	<b>30,981</b>	<b>47</b>	<b>1</b>	<b>1.5</b>	<b>0</b>	<b>4</b>	<b>52</b>
Hancock SO	35,331	22	1	0.7	0	2	25
Bar Harbor PD	7,580	18	1	2.5	5	5	29
Ellsworth PD	8,896	19	1	2.2	1	3	24
Bucksport PD	5,050	9	1	2.0	0	0	10
Southwest Harbor PD	1,847	5	0	2.7	1	3	9
Gouldsboro PD	1,753	2	0	1.1	0	0	2
Winter Harbor PD	481	1	0	2.1	0	0	1
<b>Hancock County Totals:</b>	<b>60,938</b>	<b>76</b>	<b>4</b>	<b>1.3</b>	<b>7</b>	<b>13</b>	<b>100</b>
Kennebec SO	58,068	24	0	0.4	1	2	27
Augusta PD	19,144	36	2	2.0	7	6	51
Gardiner PD	6,173	8	1	1.5	2	0	11
Hallowell PD	2,613	5	1	2.3	0	0	6
Waterville PD	15,826	25	3	1.8	2	11	41
Oakland PD	6,364	8	1	1.4	0	1	10
Monmouth PD	4,210	4	1	1.2	0	0	5
Winslow PD	8,060	9	1	1.2	0	1	11
Winthrop PD	6,208	8	1	1.4	6	2	17
Capitol Police	0	13	0	0.0	5	2	20
Fire Marshals Office	0	15	1	0.0	17	7	40
Clinton PD	3,396	3	0	0.9	0	0	3
<b>Kennebec County Totals:</b>	<b>130,062</b>	<b>158</b>	<b>12</b>	<b>1.3</b>	<b>40</b>	<b>32</b>	<b>242</b>
Knox SO	23,802	22	1	1.0	0	3	26
Camden PD	5,312	8	1	1.7	2	0	11
Rockland PD	7,031	15	1	2.3	1	1	18
Thomaston PD	2,808	7	0	2.5	0	1	8
Rockport PD	3,740	5	1	1.6	0	0	6
<b>Knox County Totals:</b>	<b>42,693</b>	<b>57</b>	<b>4</b>	<b>1.4</b>	<b>3</b>	<b>5</b>	<b>69</b>
Lincoln SO	23,046	23	1	1.0	1	2	27
Boothbay Harbor PD	2,099	3	0	1.4	1	1	5

AGENCY	2023 POPULATION	Sworn Law Enforcement			Civilain Personnel		TOTAL
		M	F	Officers/1,000	M	F	
Damariscotta PD	2,304	5	0	2.1	0	1	6
Waldoboro PD	5,342	6	0	1.1	0	0	6
Wiscasset PD	3,900	6	0	1.5	0	1	7
<b>Lincoln County Totals:</b>	<b>36,691</b>	<b>43</b>	<b>1</b>	<b>1.2</b>	<b>2</b>	<b>5</b>	<b>51</b>
Oxford SO	37,813	25	0	0.7	0	2	27
Rumford PD	5,966	13	0	2.2	0	1	14
Mexico PD	2,822	4	1	1.8	0	0	5
Norway PD	5,310	7	2	1.7	0	1	10
Paris PD	5,421	7	3	1.8	0	0	10
Fryeburg PD	3,562	3	0	0.8	0	0	3
Oxford PD	4,401	9	0	2.0	0	1	10
<b>Oxford County Totals:</b>	<b>65,295</b>	<b>68</b>	<b>6</b>	<b>1.1</b>	<b>0</b>	<b>5</b>	<b>79</b>
Penobscot SO	71,812	46	2	0.7	0	4	52
Bangor PD	31,525	65	12	2.4	4	9	90
Brewer PD	9,665	18	4	2.2	0	2	24
Dexter PD	3,822	5	0	1.3	0	0	5
Lincoln PD	4,873	7	3	2.0	0	1	11
Old Town PD	7,460	12	3	2.0	1	1	17
Orono PD	11,296	12	1	1.2	1	1	15
Hampden PD	7,964	11	1	1.5	0	1	13
East Millinocket PD	6,886	7	2	1.3	0	0	9
Newport PD	3,160	6	0	1.9	0	0	6
Veazie PD	1,831	4	1	2.8	0	0	5
Univ. Maine - Orono	0	13	1	0.0	10	2	26
Holden PD	3,417	7	0	2.0	0	0	7
<b>Penobscot County Totals:</b>	<b>163,711</b>	<b>213</b>	<b>30</b>	<b>1.5</b>	<b>16</b>	<b>21</b>	<b>280</b>
Piscataquis SO	10,445	8	0	0.8	0	1	9
Dover-Foxcroft PD	4,628	6	0	1.3	0	0	6
Milo PD	2,404	4	0	1.7	0	0	4
Greenville PD	1,576	4	0	2.5	0	0	4
<b>Piscataquis County Totals:</b>	<b>19,053</b>	<b>22</b>	<b>0</b>	<b>1.2</b>	<b>0</b>	<b>1</b>	<b>23</b>
Sagadahoc SO	13,239	20	0	1.5	0	2	22
Bath PD	8,826	18	1	2.2	1	4	24
Topsham PD	9,831	12	3	1.5	1	0	16
Richmond PD	3,598	4	0	1.1	1	0	5
Phippsburg PD	2,220	1	0	0.5	0	0	1
<b>Sagadahoc County Totals:</b>	<b>37,714</b>	<b>55</b>	<b>4</b>	<b>1.6</b>	<b>3</b>	<b>6</b>	<b>68</b>
Somerset SO	40,341	23	2	0.6	0	4	29
Fairfield PD	6,561	11	1	1.8	0	0	12

AGENCY	2023 POPULATION	Sworn Law Enforcement			Civilain Personnel		TOTAL
		M	F	Officers/1,000	M	F	
Skowhegan PD	8,686	13	4	2.0	0	1	18
Pittsfield PD	3,946	6	1	1.8	0	1	8
<b>Somerset County Totals:</b>	<b>59,534</b>	<b>53</b>	<b>8</b>	<b>1.0</b>	<b>0</b>	<b>6</b>	<b>67</b>
Waldo SO	34,160	24	2	0.8	0	2	28
Belfast PD	7,089	13	2	2.1	0	1	16
Searsport PD	2,658	5	0	1.9	0	0	5
Islesboro PD	592	1	0	1.7	0	0	1
<b>Waldo County Totals:</b>	<b>44,499</b>	<b>43</b>	<b>4</b>	<b>1.3</b>	<b>0</b>	<b>3</b>	<b>50</b>
Washington SO	25,641	17	3	0.8	1	1	22
Calais PD	3,134	6	0	1.9	0	0	6
Eastport PD	1,307	2	0	1.5	0	0	2
Machias PD	2,062	4	0	1.9	0	0	4
Baileyville PD	1,327	3	0	3.0	0	0	3
Milbridge PD	1,407	1	0	0.7	0	0	1
<b>Washington County Totals:</b>	<b>34,878</b>	<b>33</b>	<b>3</b>	<b>1.0</b>	<b>1</b>	<b>1</b>	<b>38</b>
York SO	59,417	30	1	0.5	0	4	35
Biddeford PD	22,404	35	4	1.7	13	12	64
Kittery PD	10,314	21	1	2.1	1	7	30
Old Orchard Beach PD	9,465	21	2	2.4	2	4	29
Saco PD	21,103	22	6	1.3	5	10	43
Sanford PD	22,416	35	4	1.7	1	5	45
Berwick PD	8,305	12	0	1.4	0	1	13
Eliot PD	7,369	6	1	0.9	0	1	8
Kennebunk PD	11,863	18	6	2.0	0	2	26
Kennebunkport PD	3,729	13	0	3.5	2	3	18
North Berwick PD	5,233	8	1	1.7	0	2	11
Ogunquit PD	1,608	10	1	6.8	0	1	12
South Berwick PD	7,768	10	0	1.3	0	1	11
Wells PD	11,926	21	3	2.0	4	7	35
York PD	14,132	25	3	2.0	9	4	41
Buxton PD	8,574	9	1	1.2	5	2	17
<b>York County Totals:</b>	<b>225,626</b>	<b>296</b>	<b>34</b>	<b>1.5</b>	<b>42</b>	<b>66</b>	<b>438</b>
Maine Drug Enforcement	0	1	0	0	0	2	3
Maine State Police	0	252	26	0	94	142	514
<b>TOTALS:</b>	<b>1,462,730</b>	<b>2,115</b>	<b>209</b>	<b>1.6</b>	<b>272</b>	<b>436</b>	<b>3,032</b>



# Maine - ME - NIBRS Agency Crime Overview - 2023

2023 Population Estimate		1,462,730		Offenses (*)		Arrests (**)	
Offense Overview		Group A Offenses		Reported	Cleared	Adult	Juvenile
		Crimes Against Persons					
Offense Total	43,376	Murder and Nonnegligent Manslaughter		60	53	22	0
Number Cleared	18,564	Negligent Manslaughter		11	4	2	1
Percent Cleared	42.80 %	Kidnapping/Abduction		25	17	11	0
Group A Crimes per 100,000 population	2,965.4	Rape		387	82	40	7
		Sodomy		34	6	2	1
		Sexual Assault With An Object		9	5	1	0
		Fondling		425	154	62	11
		Incest		17	6	2	0
		Statutory Rape		57	12	9	0
Total Arrests	33,374	Aggravated Assault		807	566	491	33
Adult Arrests	31,370	Simple Assault		6,767	4,377	3,189	421
Juvenile Arrests	2,003	Intimidation		4,767	1,912	875	107
Unknown Age	1	Human Trafficking, Commercial Sex Acts		3	0	0	0
Arrests per 100,000 population	2,281.6	Human Trafficking, Involuntary Servitude		0	0	0	0
		Crimes Against Property					
		Arson		156	51	32	13
		Bribery		7	1	0	0
		Burglary/Breaking & Entering		1,549	433	339	87
		Counterfeiting/Forgery		514	164	103	7
		Destruction/Damage/Vandalism of Property		5,221	1,641	761	195
		Embezzlement		34	18	9	0
		Extortion/Blackmail		59	1	1	0
		False Pretenses/Swindle/Confidence Game		1,719	220	157	2
		Credit Card/Automated Teller Machine Fraud		505	77	21	1
		Impersonation		323	18	14	0
		Welfare Fraud		14	12	8	0
		Wire Fraud		92	2	2	0
		Identity Theft		87	6	2	0
		Hacking/Computer Invasion		6	1	0	0
		Robbery		165	70	60	6
		Pocket-picking		24	3	3	0
		Purse-snatching		31	4	1	0
		Shoplifting		3,092	1,662	1,078	86
		Theft From Building		834	131	71	10
		Theft From Coin Operated Machine or Device		6	2	3	0
		Theft From Motor Vehicle		1,387	138	74	11
		Theft of Motor Vehicle Parts/Accessories		216	10	2	0
		All Other Larceny		7,796	2,148	2,276	172
		Motor Vehicle Theft		1,144	399	214	56
		Stolen Property Offenses		129	93	83	5
		Crimes Against Society					
		Drug/Narcotic Violations		4,017	3,472	2,929	127
		Drug Equipment Violations		161	129	16	3
		Betting/Wagering		1	0	0	0
		Operating/Promoting/Assisting Gambling		3	3	2	0
		Gambling Equipment Violations		1	0	0	0
		Sports Tampering		0	0	0	0
		Pornography/Obscene Material		205	84	55	5
		Prostitution		26	16	14	0
		Assisting or Promoting Prostitution		33	28	29	0
		Purchasing Prostitution		2	2	2	0
		Weapon Law Violations		386	297	130	12
		Animal Cruelty		62	34	26	3
		Total Group A Offenses		43,376	18,564	13,223	1,382
Group B Arrests							
Offense	Adult	Juvenile					
Bad Checks	45	0					
Curfew/Loitering/Vagrancy Violations	1	2					
Disorderly Conduct	711	70					
Driving Under the Influence	4,502	32					
Drunkenness	3	1					
Family Offenses (Nonviolent)	98	4					
Liquor Law Violations	573	193					
Peeping Tom	0	0					
Trespass of Real Property	1,133	80					
All Other Offenses	11,081	239					
Total Group B	18,147	621					

(\*) Offenses are counted using the FBI Units of Count for Crime

(\*\*) The 'Arrests' column shows arrests made for incidents during the selected period, regardless of arrest date. Arrest counts for the same period may change over time.

This report is valid as of August 22, 2024 and is subject to change

# Androscoggin SO - ME0010000 - NIBRS Agency Crime Overview - 2023

2023 Population Estimate		29,368		Offenses (*)		Arrests (**)	
Offense Overview		Group A Offenses		Reported	Cleared	Adult	Juvenile
		Crimes Against Persons					
Offense Total	505	Murder and Nonnegligent Manslaughter		0	0	0	0
Number Cleared	216	Negligent Manslaughter		1	0	0	0
Percent Cleared	42.77 %	Kidnapping/Abduction		0	0	0	0
Group A Crimes per 100,000 population	1,719.6	Rape		13	1	1	0
		Sodomy		2	0	0	0
		Sexual Assault With An Object		0	0	0	0
		Fondling		16	3	1	0
		Incest		1	0	0	0
		Statutory Rape		0	0	0	0
		Aggravated Assault		4	4	4	0
		Simple Assault		99	70	57	9
		Intimidation		58	21	15	1
		Human Trafficking, Commercial Sex Acts		1	0	0	0
		Human Trafficking, Involuntary Servitude		0	0	0	0
		Crimes Against Property					
		Arson		1	0	0	0
		Bribery		0	0	0	0
		Burglary/Breaking & Entering		24	9	11	0
		Counterfeiting/Forgery		5	1	0	0
		Destruction/Damage/Vandalism of Property		61	29	6	5
		Embezzlement		0	0	0	0
		Extortion/Blackmail		0	0	0	0
		False Pretenses/Swindle/Confidence Game		33	3	3	0
		Credit Card/Automated Teller Machine Fraud		0	0	0	0
		Impersonation		1	0	0	0
		Welfare Fraud		0	0	0	0
		Wire Fraud		1	0	0	0
		Identity Theft		0	0	0	0
		Hacking/Computer Invasion		0	0	0	0
		Robbery		1	1	1	0
		Pocket-picking		0	0	0	0
		Purse-snatching		0	0	0	0
		Shoplifting		0	0	0	0
		Theft From Building		0	0	0	0
		Theft From Coin Operated Machine or Device		0	0	0	0
		Theft From Motor Vehicle		7	3	3	0
		Theft of Motor Vehicle Parts/Accessories		0	0	0	0
		All Other Larceny		112	30	24	0
		Motor Vehicle Theft		18	3	3	0
		Stolen Property Offenses		2	2	2	0
		Crimes Against Society					
		Drug/Narcotic Violations		30	26	20	0
		Drug Equipment Violations		3	3	0	0
		Betting/Wagering		0	0	0	0
		Operating/Promoting/Assisting Gambling		0	0	0	0
		Gambling Equipment Violations		0	0	0	0
		Sports Tampering		0	0	0	0
		Pornography/Obscene Material		1	1	0	0
		Prostitution		0	0	0	0
		Assisting or Promoting Prostitution		0	0	0	0
		Purchasing Prostitution		0	0	0	0
		Weapon Law Violations		9	6	2	0
		Animal Cruelty		1	0	0	0
		Total Group A Offenses		505	216	153	15
Group B Arrests							
Offense	Adult	Juvenile					
Bad Checks	2	0					
Curfew/Loitering/Vagrancy Violations	0	0					
Disorderly Conduct	5	0					
Driving Under the Influence	67	0					
Drunkenness	0	0					
Family Offenses (Nonviolent)	1	0					
Liquor Law Violations	3	1					
Peeping Tom	0	0					
Trespass of Real Property	3	0					
All Other Offenses	162	3					
Total Group B	243	4					

(\*) Offenses are counted using the FBI Units of Count for Crime

(\*\*) The 'Arrests' column shows arrests made for incidents during the selected period, regardless of arrest date. Arrest counts for the same period may change over time.

This report is valid as of August 22, 2024 and is subject to change

# Aroostook SO - ME0020000 - NIBRS Agency Crime Overview - 2023

2023 Population Estimate			31,093	Offenses (*)		Arrests (**)	
Offense Overview				Reported	Cleared	Adult	Juvenile
Group A Offenses							
Crimes Against Persons							
Offense Total	326		Murder and Nonnegligent Manslaughter	0	0	0	0
Number Cleared	193		Negligent Manslaughter	0	0	0	0
Percent Cleared	59.20 %		Kidnapping/Abduction	0	0	0	0
Group A Crimes per 100,000 population	1,048.5		Rape	8	4	4	0
			Sodomy	0	0	0	0
			Sexual Assault With An Object	0	0	0	0
			Fondling	8	5	2	0
			Incest	0	0	0	0
Arrest Overview							
Total Arrests	318		Statutory Rape	1	1	0	0
Adult Arrests	310		Aggravated Assault	7	7	10	0
Juvenile Arrests	8		Simple Assault	64	59	56	2
Unknown Age	0		Intimidation	53	26	13	3
Arrests per 100,000 population	1,022.7		Human Trafficking, Commercial Sex Acts	0	0	0	0
			Human Trafficking, Involuntary Servitude	0	0	0	0
		Crimes Against Property					
Average number offenses/incident	1.14		Arson	0	0	0	0
			Bribery	0	0	0	0
			Burglary/Breaking & Entering	22	8	9	0
Group B Arrests							
Offense	Adult	Juvenile	Counterfeiting/Forgery	1	1	1	0
Bad Checks	0	0	Destruction/Damage/Vandalism of Property	38	17	13	0
Curfew/Loitering/Vagrancy Violations	0	0	Embezzlement	0	0	0	0
Disorderly Conduct	1	0	Extortion/Blackmail	0	0	0	0
Driving Under the Influence	12	0	False Pretenses/Swindle/Confidence Game	5	0	0	0
Drunkenness	0	0	Credit Card/Automated Teller Machine Fraud	0	0	0	0
Family Offenses (Nonviolent)	2	0	Impersonation	1	0	0	0
Liquor Law Violations	1	1	Welfare Fraud	0	0	0	0
Peeping Tom	0	0	Wire Fraud	0	0	0	0
Trespass of Real Property	3	0	Identity Theft	0	0	0	0
All Other Offenses	132	1	Hacking/Computer Invasion	0	0	0	0
Total Group B	151	2	Robbery	1	1	1	0
			Pocket-picking	0	0	0	0
			Purse-snatching	0	0	0	0
			Shoplifting	0	0	0	0
			Theft From Building	0	0	0	0
			Theft From Coin Operated Machine or Device	0	0	0	0
			Theft From Motor Vehicle	3	1	1	0
			Theft of Motor Vehicle Parts/Accessories	0	0	0	0
			All Other Larceny	64	20	11	1
			Motor Vehicle Theft	7	4	3	0
			Stolen Property Offenses	2	2	2	0
			Crimes Against Society				
			Drug/Narcotic Violations	32	30	29	0
			Drug Equipment Violations	2	0	0	0
			Betting/Wagering	0	0	0	0
			Operating/Promoting/Assisting Gambling	0	0	0	0
			Gambling Equipment Violations	0	0	0	0
			Sports Tampering	0	0	0	0
			Pornography/Obscene Material	1	1	0	0
			Prostitution	0	0	0	0
			Assisting or Promoting Prostitution	0	0	0	0
			Purchasing Prostitution	0	0	0	0
			Weapon Law Violations	6	6	4	0
			Animal Cruelty	0	0	0	0
Total Group A Offenses				326	193	159	6

(\*) Offenses are counted using the FBI Units of Count for Crime

(\*\*) The 'Arrests' column shows arrests made for incidents during the selected period, regardless of arrest date. Arrest counts for the same period may change over time.

This report is valid as of August 22, 2024 and is subject to change

# Ashland PD - ME0020800 - NIBRS Agency Crime Overview - 2023

2023 Population Estimate		1,207	Offenses (*)		Arrests (**)	
Offense Overview			Reported	Cleared	Adult	Juvenile
Group A Offenses						
Crimes Against Persons						
Offense Total	28	Murder and Nonnegligent Manslaughter	0	0	0	0
Number Cleared	19	Negligent Manslaughter	0	0	0	0
Percent Cleared	67.86 %	Kidnapping/Abduction	0	0	0	0
Group A Crimes per 100,000 population	2,319.8	Rape	0	0	0	0
		Sodomy	0	0	0	0
		Sexual Assault With An Object	0	0	0	0
		Fondling	0	0	0	0
		Incest	0	0	0	0
		Statutory Rape	0	0	0	0
Total Arrests	34	Aggravated Assault	1	1	1	0
Adult Arrests	33	Simple Assault	7	6	4	1
Juvenile Arrests	1	Intimidation	6	5	4	0
Unknown Age	0	Human Trafficking, Commercial Sex Acts	0	0	0	0
Arrests per 100,000 population	2,816.9	Human Trafficking, Involuntary Servitude	0	0	0	0
		Crimes Against Property				
		Arson	0	0	0	0
		Bribery	0	0	0	0
		Burglary/Breaking & Entering	1	1	0	0
		Counterfeiting/Forgery	0	0	0	0
		Destruction/Damage/Vandalism of Property	5	3	1	0
		Embezzlement	2	2	1	0
		Extortion/Blackmail	0	0	0	0
		False Pretenses/Swindle/Confidence Game	0	0	1	0
		Credit Card/Automated Teller Machine Fraud	0	0	0	0
		Impersonation	0	0	0	0
		Welfare Fraud	0	0	0	0
		Wire Fraud	0	0	0	0
		Identity Theft	0	0	0	0
		Hacking/Computer Invasion	0	0	0	0
		Robbery	0	0	0	0
		Pocket-picking	0	0	0	0
		Purse-snatching	0	0	0	0
		Shoplifting	0	0	0	0
		Theft From Building	0	0	0	0
		Theft From Coin Operated Machine or Device	0	0	0	0
		Theft From Motor Vehicle	0	0	0	0
		Theft of Motor Vehicle Parts/Accessories	0	0	0	0
		All Other Larceny	2	1	1	0
		Motor Vehicle Theft	1	0	0	0
		Stolen Property Offenses	0	0	0	0
Crimes Against Society						
		Drug/Narcotic Violations	1	0	0	0
		Drug Equipment Violations	1	0	0	0
		Betting/Wagering	0	0	0	0
		Operating/Promoting/Assisting Gambling	0	0	0	0
		Gambling Equipment Violations	0	0	0	0
		Sports Tampering	0	0	0	0
		Pornography/Obscene Material	0	0	0	0
		Prostitution	0	0	0	0
		Assisting or Promoting Prostitution	0	0	0	0
		Purchasing Prostitution	0	0	0	0
		Weapon Law Violations	1	0	0	0
		Animal Cruelty	0	0	0	0
Total Group A Offenses			28	19	13	1
Group B Arrests						
Offense	Adult	Juvenile				
Bad Checks	1	0				
Curfew/Loitering/Vagrancy Violations	0	0				
Disorderly Conduct	0	0				
Driving Under the Influence	3	0				
Drunkenness	0	0				
Family Offenses (Nonviolent)	0	0				
Liquor Law Violations	0	0				
Peeping Tom	0	0				
Trespass of Real Property	1	0				
All Other Offenses	15	0				
Total Group B	20	0				

(\*) Offenses are counted using the FBI Units of Count for Crime

(\*\*) The 'Arrests' column shows arrests made for incidents during the selected period, regardless of arrest date. Arrest counts for the same period may change over time.

This report is valid as of August 22, 2024 and is subject to change

# Auburn PD - ME0010100 - NIBRS Agency Crime Overview - 2023

2023 Population Estimate		24,252		Offenses (*)		Arrests (**)	
Offense Overview		Group A Offenses		Reported	Cleared	Adult	Juvenile
		Crimes Against Persons					
Offense Total	1,100	Murder and Nonnegligent Manslaughter		0	0	1	0
Number Cleared	517	Negligent Manslaughter		2	1	0	0
Percent Cleared	47.00 %	Kidnapping/Abduction		0	0	0	0
Group A Crimes per 100,000 population	4,535.7	Rape		7	0	0	0
		Sodomy		2	1	0	0
		Sexual Assault With An Object		0	0	0	0
		Fondling		12	5	3	0
		Incest		0	0	0	0
		Statutory Rape		1	0	0	0
Total Arrests	761	Aggravated Assault		20	13	9	0
Adult Arrests	713	Simple Assault		118	87	67	7
Juvenile Arrests	48	Intimidation		58	41	24	0
Unknown Age	0	Human Trafficking, Commercial Sex Acts		0	0	0	0
Arrests per 100,000 population	3,137.9	Human Trafficking, Involuntary Servitude		0	0	0	0
		Crimes Against Property					
		Arson		7	3	2	0
		Bribery		0	0	0	0
		Burglary/Breaking & Entering		48	17	19	9
		Counterfeiting/Forgery		17	9	3	1
		Destruction/Damage/Vandalism of Property		127	43	12	8
		Embezzlement		0	0	0	0
		Extortion/Blackmail		0	0	0	0
		False Pretenses/Swindle/Confidence Game		38	4	5	0
		Credit Card/Automated Teller Machine Fraud		17	3	1	0
		Impersonation		3	1	0	0
		Welfare Fraud		0	0	0	0
		Wire Fraud		1	0	0	0
		Identity Theft		2	0	0	0
		Hacking/Computer Invasion		0	0	0	0
		Robbery		6	5	3	1
		Pocket-picking		0	0	0	0
		Purse-snatching		0	0	0	0
		Shoplifting		174	88	77	4
		Theft From Building		18	1	3	0
		Theft From Coin Operated Machine or Device		0	0	0	0
		Theft From Motor Vehicle		43	4	2	2
		Theft of Motor Vehicle Parts/Accessories		4	1	0	0
		All Other Larceny		211	54	41	3
		Motor Vehicle Theft		35	14	4	6
		Stolen Property Offenses		7	6	2	0
		Crimes Against Society					
		Drug/Narcotic Violations		103	100	96	1
		Drug Equipment Violations		1	1	0	0
		Betting/Wagering		0	0	0	0
		Operating/Promoting/Assisting Gambling		0	0	0	0
		Gambling Equipment Violations		0	0	0	0
		Sports Tampering		0	0	0	0
		Pornography/Obscene Material		1	0	0	0
		Prostitution		0	0	0	0
		Assisting or Promoting Prostitution		0	0	0	0
		Purchasing Prostitution		0	0	0	0
		Weapon Law Violations		15	14	10	0
		Animal Cruelty		2	1	1	0
		Total Group A Offenses		1,100	517	385	42
Group B Arrests							
Offense	Adult	Juvenile					
Bad Checks	0	0					
Curfew/Loitering/Vagrancy Violations	0	0					
Disorderly Conduct	16	1					
Driving Under the Influence	37	0					
Drunkenness	0	0					
Family Offenses (Nonviolent)	0	0					
Liquor Law Violations	3	0					
Peeping Tom	0	0					
Trespass of Real Property	37	5					
All Other Offenses	235	0					
Total Group B	328	6					

(\*) Offenses are counted using the FBI Units of Count for Crime

(\*\*) The 'Arrests' column shows arrests made for incidents during the selected period, regardless of arrest date. Arrest counts for the same period may change over time.

This report is valid as of August 22, 2024 and is subject to change

# Augusta PD - ME0060100 - NIBRS Agency Crime Overview - 2023

2023 Population Estimate		19,144		Offenses (*)		Arrests (**)	
Offense Overview		Group A Offenses		Reported	Cleared	Adult	Juvenile
		Crimes Against Persons					
Offense Total	2,153	Murder and Nonnegligent Manslaughter		2	1	1	0
Number Cleared	828	Negligent Manslaughter		0	0	0	0
Percent Cleared	38.46 %	Kidnapping/Abduction		1	0	0	0
Group A Crimes per 100,000 population	11,246.3	Rape		7	4	0	0
		Sodomy		0	0	0	0
		Sexual Assault With An Object		0	0	0	0
		Fondling		14	3	0	0
		Incest		1	1	0	0
		Statutory Rape		6	2	0	0
Total Arrests	982	Aggravated Assault		33	23	14	2
Adult Arrests	896	Simple Assault		424	187	100	12
Juvenile Arrests	86	Intimidation		205	62	34	3
Unknown Age	0	Human Trafficking, Commercial Sex Acts		0	0	0	0
Arrests per 100,000 population	5,129.5	Human Trafficking, Involuntary Servitude		0	0	0	0
		Crimes Against Property					
		Arson		1	0	0	0
		Bribery		0	0	0	0
		Burglary/Breaking & Entering		62	17	9	0
		Counterfeiting/Forgery		19	4	2	0
		Destruction/Damage/Vandalism of Property		254	79	34	3
		Embezzlement		2	0	1	0
		Extortion/Blackmail		3	0	0	0
		False Pretenses/Swindle/Confidence Game		100	12	7	0
		Credit Card/Automated Teller Machine Fraud		25	3	0	0
		Impersonation		0	0	0	0
		Welfare Fraud		1	0	0	0
		Wire Fraud		0	0	0	0
		Identity Theft		2	0	0	0
		Hacking/Computer Invasion		1	0	0	0
		Robbery		13	6	3	1
		Pocket-picking		0	0	0	0
		Purse-snatching		1	1	0	0
		Shoplifting		365	172	157	7
		Theft From Building		187	34	19	0
		Theft From Coin Operated Machine or Device		0	0	0	0
		Theft From Motor Vehicle		48	6	2	0
		Theft of Motor Vehicle Parts/Accessories		4	0	0	0
		All Other Larceny		120	24	13	0
		Motor Vehicle Theft		52	20	5	7
		Stolen Property Offenses		1	1	0	0
		Crimes Against Society					
		Drug/Narcotic Violations		105	88	46	3
		Drug Equipment Violations		64	60	1	0
		Betting/Wagering		0	0	0	0
		Operating/Promoting/Assisting Gambling		0	0	0	0
		Gambling Equipment Violations		0	0	0	0
		Sports Tampering		0	0	0	0
		Pornography/Obscene Material		7	3	1	0
		Prostitution		3	1	2	0
		Assisting or Promoting Prostitution		0	0	0	0
		Purchasing Prostitution		0	0	0	0
		Weapon Law Violations		19	14	1	0
		Animal Cruelty		1	0	0	0
		Total Group A Offenses		2,153	828	452	38
Group B Arrests							
Offense	Adult	Juvenile					
Bad Checks	0	0					
Curfew/Loitering/Vagrancy Violations	0	0					
Disorderly Conduct	26	0					
Driving Under the Influence	84	0					
Drunkenness	0	1					
Family Offenses (Nonviolent)	6	2					
Liquor Law Violations	16	29					
Peeping Tom	0	0					
Trespass of Real Property	53	4					
All Other Offenses	259	12					
Total Group B	444	48					

(\*) Offenses are counted using the FBI Units of Count for Crime

(\*\*) The 'Arrests' column shows arrests made for incidents during the selected period, regardless of arrest date. Arrest counts for the same period may change over time.

This report is valid as of August 22, 2024 and is subject to change

# Baileyville PD - ME0150900 - NIBRS Agency Crime Overview - 2023

2023 Population Estimate		1,327	Offenses (*)		Arrests (**)	
Offense Overview			Reported	Cleared	Adult	Juvenile
Group A Offenses						
Crimes Against Persons						
Offense Total	12	Murder and Nonnegligent Manslaughter	0	0	0	0
Number Cleared	7	Negligent Manslaughter	0	0	0	0
Percent Cleared	58.33 %	Kidnapping/Abduction	0	0	0	0
Group A Crimes per 100,000 population	904.3	Rape	0	0	0	0
		Sodomy	0	0	0	0
		Sexual Assault With An Object	0	0	0	0
		Fondling	0	0	0	0
		Incest	0	0	0	0
		Statutory Rape	0	0	0	0
Total Arrests	38	Aggravated Assault	0	0	0	0
Adult Arrests	38	Simple Assault	3	2	1	0
Juvenile Arrests	0	Intimidation	0	0	0	0
Unknown Age	0	Human Trafficking, Commercial Sex Acts	0	0	0	0
Arrests per 100,000 population	2,863.6	Human Trafficking, Involuntary Servitude	0	0	0	0
		Crimes Against Property				
		Arson	0	0	0	0
		Bribery	0	0	0	0
		Burglary/Breaking & Entering	0	0	0	0
		Counterfeiting/Forgery	0	0	0	0
		Destruction/Damage/Vandalism of Property	2	1	0	0
		Embezzlement	0	0	0	0
		Extortion/Blackmail	0	0	0	0
		False Pretenses/Swindle/Confidence Game	0	0	0	0
		Credit Card/Automated Teller Machine Fraud	0	0	0	0
		Impersonation	0	0	0	0
		Welfare Fraud	0	0	0	0
		Wire Fraud	0	0	0	0
		Identity Theft	0	0	0	0
		Hacking/Computer Invasion	0	0	0	0
		Robbery	0	0	0	0
		Pocket-picking	0	0	0	0
		Purse-snatching	0	0	0	0
		Shoplifting	0	0	0	0
		Theft From Building	0	0	0	0
		Theft From Coin Operated Machine or Device	0	0	0	0
		Theft From Motor Vehicle	0	0	0	0
		Theft of Motor Vehicle Parts/Accessories	0	0	0	0
		All Other Larceny	3	0	0	0
		Motor Vehicle Theft	0	0	0	0
		Stolen Property Offenses	0	0	0	0
Group B Arrests						
Offense	Adult	Juvenile				
Bad Checks	0	0				
Curfew/Loitering/Vagrancy Violations	0	0				
Disorderly Conduct	0	0				
Driving Under the Influence	11	0				
Drunkenness	0	0				
Family Offenses (Nonviolent)	0	0				
Liquor Law Violations	0	0				
Peeping Tom	0	0				
Trespass of Real Property	3	0				
All Other Offenses	17	0				
Total Group B	31	0				
Crimes Against Society						
		Drug/Narcotic Violations	2	2	6	0
		Drug Equipment Violations	2	2	0	0
		Betting/Wagering	0	0	0	0
		Operating/Promoting/Assisting Gambling	0	0	0	0
		Gambling Equipment Violations	0	0	0	0
		Sports Tampering	0	0	0	0
		Pornography/Obscene Material	0	0	0	0
		Prostitution	0	0	0	0
		Assisting or Promoting Prostitution	0	0	0	0
		Purchasing Prostitution	0	0	0	0
		Weapon Law Violations	0	0	0	0
		Animal Cruelty	0	0	0	0
		Total Group A Offenses	12	7	7	0

(\*) Offenses are counted using the FBI Units of Count for Crime

(\*\*) The 'Arrests' column shows arrests made for incidents during the selected period, regardless of arrest date. Arrest counts for the same period may change over time.

This report is valid as of August 22, 2024 and is subject to change

# Bangor PD - ME0100100 - NIBRS Agency Crime Overview - 2023

2023 Population Estimate		31,525	Offenses (*)		Arrests (**)	
Offense Overview			Reported	Cleared	Adult	Juvenile
Offense Total		3,053	Group A Offenses			
Number Cleared		1,054	Crimes Against Persons			
Percent Cleared		34.52 %	Murder and Nonnegligent Manslaughter			
Group A Crimes per 100,000 population		9,684.4	Negligent Manslaughter			
Arrest Overview			Kidnapping/Abduction			
Total Arrests		1,553	Rape			
Adult Arrests		1,514	Sodomy			
Juvenile Arrests		39	Sexual Assault With An Object			
Unknown Age		0	Fondling			
Arrests per 100,000 population		4,926.2	Incest			
Average number offenses/incident		1.07	Statutory Rape			
Group B Arrests			Aggravated Assault			
Offense			Simple Assault			
Bad Checks		4	Intimidation			
Curfew/Loitering/Vagrancy Violations		0	Human Trafficking, Commercial Sex Acts			
Disorderly Conduct		89	Human Trafficking, Involuntary Servitude			
Driving Under the Influence		146	Crimes Against Property			
Drunkenness		0	Arson			
Family Offenses (Nonviolent)		6	Bribery			
Liquor Law Violations		4	Burglary/Breaking & Entering			
Peeping Tom		0	Counterfeiting/Forgery			
Trespass of Real Property		145	Destruction/Damage/Vandalism of Property			
All Other Offenses		253	Embezzlement			
Total Group B		647	Extortion/Blackmail			
			False Pretenses/Swindle/Confidence Game			
			Credit Card/Automated Teller Machine Fraud			
			Impersonation			
			Welfare Fraud			
			Wire Fraud			
			Identity Theft			
			Hacking/Computer Invasion			
			Robbery			
			Pocket-picking			
			Purse-snatching			
			Shoplifting			
			Theft From Building			
			Theft From Coin Operated Machine or Device			
			Theft From Motor Vehicle			
			Theft of Motor Vehicle Parts/Accessories			
			All Other Larceny			
			Motor Vehicle Theft			
			Stolen Property Offenses			
			Crimes Against Society			
			Drug/Narcotic Violations			
			Drug Equipment Violations			
			Betting/Wagering			
			Operating/Promoting/Assisting Gambling			
			Gambling Equipment Violations			
			Sports Tampering			
			Pornography/Obscene Material			
			Prostitution			
			Assisting or Promoting Prostitution			
			Purchasing Prostitution			
			Weapon Law Violations			
			Animal Cruelty			
			Total Group A Offenses			

(\*) Offenses are counted using the FBI Units of Count for Crime

(\*\*) The 'Arrests' column shows arrests made for incidents during the selected period, regardless of arrest date. Arrest counts for the same period may change over time.

This report is valid as of August 22, 2024 and is subject to change



# Bar Harbor PD - ME0050100 - NIBRS Agency Crime Overview - 2023

2023 Population Estimate		7,580	Offenses (*)		Arrests (**)	
Offense Overview			Reported	Cleared	Adult	Juvenile
Group A Offenses						
Crimes Against Persons						
Offense Total	129	Murder and Nonnegligent Manslaughter	0	0	0	0
Number Cleared	79	Negligent Manslaughter	0	0	0	0
Percent Cleared	61.24 %	Kidnapping/Abduction	0	0	0	0
Group A Crimes per 100,000 population	1,701.8	Rape	1	1	1	0
		Sodomy	0	0	0	0
		Sexual Assault With An Object	0	0	0	0
		Fondling	3	3	2	0
		Incest	0	0	0	0
		Statutory Rape	0	0	0	0
Total Arrests	186	Aggravated Assault	4	4	4	0
Adult Arrests	185	Simple Assault	23	20	16	1
Juvenile Arrests	1	Intimidation	10	5	3	0
Unknown Age	0	Human Trafficking, Commercial Sex Acts	0	0	0	0
Arrests per 100,000 population	2,453.8	Human Trafficking, Involuntary Servitude	0	0	0	0
		Crimes Against Property				
		Arson	0	0	0	0
		Bribery	0	0	0	0
		Burglary/Breaking & Entering	6	2	2	0
		Counterfeiting/Forgery	1	1	0	0
		Destruction/Damage/Vandalism of Property	23	16	9	0
		Embezzlement	0	0	0	0
		Extortion/Blackmail	0	0	0	0
		False Pretenses/Swindle/Confidence Game	0	0	2	0
		Credit Card/Automated Teller Machine Fraud	3	2	0	0
		Impersonation	1	0	1	0
		Welfare Fraud	0	0	0	0
		Wire Fraud	2	0	0	0
		Identity Theft	0	0	0	0
		Hacking/Computer Invasion	0	0	0	0
		Robbery	0	0	0	0
		Pocket-picking	0	0	0	0
		Purse-snatching	1	1	1	0
		Shoplifting	0	0	0	0
		Theft From Building	4	1	1	0
		Theft From Coin Operated Machine or Device	0	0	0	0
		Theft From Motor Vehicle	2	1	1	0
		Theft of Motor Vehicle Parts/Accessories	0	0	0	0
		All Other Larceny	31	10	7	0
		Motor Vehicle Theft	2	2	0	0
		Stolen Property Offenses	1	1	0	0
Group B Arrests						
Offense	Adult	Juvenile				
Bad Checks	0	0				
Curfew/Loitering/Vagrancy Violations	0	0				
Disorderly Conduct	3	0				
Driving Under the Influence	95	0				
Drunkenness	0	0				
Family Offenses (Nonviolent)	0	0				
Liquor Law Violations	1	0				
Peeping Tom	0	0				
Trespass of Real Property	3	0				
All Other Offenses	24	0				
Total Group B	126	0				
Crimes Against Society						
		Drug/Narcotic Violations	9	8	8	0
		Drug Equipment Violations	0	0	0	0
		Betting/Wagering	0	0	0	0
		Operating/Promoting/Assisting Gambling	0	0	0	0
		Gambling Equipment Violations	0	0	0	0
		Sports Tampering	0	0	0	0
		Pornography/Obscene Material	2	1	1	0
		Prostitution	0	0	0	0
		Assisting or Promoting Prostitution	0	0	0	0
		Purchasing Prostitution	0	0	0	0
		Weapon Law Violations	0	0	0	0
		Animal Cruelty	0	0	0	0
Total Group A Offenses			129	79	59	1

(\*) Offenses are counted using the FBI Units of Count for Crime

(\*\*) The 'Arrests' column shows arrests made for incidents during the selected period, regardless of arrest date. Arrest counts for the same period may change over time.

This report is valid as of August 22, 2024 and is subject to change

# Bath PD - ME0120100 - NIBRS Agency Crime Overview - 2023

2023 Population Estimate		8,826		Offenses (*)		Arrests (**)	
Offense Overview		Group A Offenses		Reported	Cleared	Adult	Juvenile
		Crimes Against Persons					
Offense Total	267	Murder and Nonnegligent Manslaughter		0	0	0	0
Number Cleared	94	Negligent Manslaughter		0	0	0	0
Percent Cleared	35.21 %	Kidnapping/Abduction		2	2	2	0
Group A Crimes per 100,000 population	3,025.2	Rape		0	0	0	0
		Sodomy		0	0	0	0
		Sexual Assault With An Object		0	0	0	0
		Fondling		0	0	0	0
		Incest		0	0	0	0
		Statutory Rape		0	0	0	0
		Aggravated Assault		2	2	2	0
		Simple Assault		42	24	16	5
		Intimidation		63	22	10	0
		Human Trafficking, Commercial Sex Acts		0	0	0	0
		Human Trafficking, Involuntary Servitude		0	0	0	0
		Crimes Against Property					
		Arson		0	0	0	0
		Bribery		0	0	0	0
		Burglary/Breaking & Entering		4	2	2	0
		Counterfeiting/Forgery		2	0	0	0
		Destruction/Damage/Vandalism of Property		46	8	3	1
		Embezzlement		0	0	0	0
		Extortion/Blackmail		0	0	0	0
		False Pretenses/Swindle/Confidence Game		15	1	0	0
		Credit Card/Automated Teller Machine Fraud		0	0	0	0
		Impersonation		0	0	0	0
		Welfare Fraud		0	0	0	0
		Wire Fraud		0	0	0	0
		Identity Theft		0	0	0	0
		Hacking/Computer Invasion		0	0	0	0
		Robbery		0	0	0	0
		Pocket-picking		0	0	0	0
		Purse-snatching		0	0	0	0
		Shoplifting		21	12	1	0
		Theft From Building		8	1	0	0
		Theft From Coin Operated Machine or Device		1	0	0	0
		Theft From Motor Vehicle		5	0	0	0
		Theft of Motor Vehicle Parts/Accessories		0	0	0	0
		All Other Larceny		39	7	17	1
		Motor Vehicle Theft		1	0	0	0
		Stolen Property Offenses		0	0	1	0
		Crimes Against Society					
		Drug/Narcotic Violations		15	12	10	0
		Drug Equipment Violations		0	0	0	0
		Betting/Wagering		0	0	0	0
		Operating/Promoting/Assisting Gambling		0	0	0	0
		Gambling Equipment Violations		0	0	0	0
		Sports Tampering		0	0	0	0
		Pornography/Obscene Material		0	0	0	0
		Prostitution		0	0	0	0
		Assisting or Promoting Prostitution		0	0	0	0
		Purchasing Prostitution		0	0	0	0
		Weapon Law Violations		1	1	0	0
		Animal Cruelty		0	0	0	0
		Total Group A Offenses		267	94	64	7
		Group B Arrests					
		Adult	Juvenile				
Bad Checks	0	0					
Curfew/Loitering/Vagrancy Violations	0	0					
Disorderly Conduct	5	0					
Driving Under the Influence	26	0					
Drunkenness	0	0					
Family Offenses (Nonviolent)	1	0					
Liquor Law Violations	0	2					
Peeping Tom	0	0					
Trespass of Real Property	1	2					
All Other Offenses	35	2					
Total Group B	68	6					

(\*) Offenses are counted using the FBI Units of Count for Crime

(\*\*) The 'Arrests' column shows arrests made for incidents during the selected period, regardless of arrest date. Arrest counts for the same period may change over time.

This report is valid as of August 22, 2024 and is subject to change

# Belfast PD - ME0140100 - NIBRS Agency Crime Overview - 2023

2023 Population Estimate		7,089		Offenses (*)		Arrests (**)	
Offense Overview		Group A Offenses		Reported	Cleared	Adult	Juvenile
		Crimes Against Persons					
Offense Total	93	Murder and Nonnegligent Manslaughter		0	0	0	0
Number Cleared	68	Negligent Manslaughter		0	0	0	0
Percent Cleared	73.12 %	Kidnapping/Abduction		0	0	0	0
Group A Crimes per 100,000 population	1,311.9	Rape		0	0	0	0
		Sodomy		0	0	0	0
		Sexual Assault With An Object		0	0	0	0
		Fondling		0	0	0	0
		Incest		0	0	0	0
		Statutory Rape		0	0	0	0
Total Arrests	94	Aggravated Assault		4	4	1	0
Adult Arrests	86	Simple Assault		23	18	17	2
Juvenile Arrests	8	Intimidation		2	1	1	0
Unknown Age	0	Human Trafficking, Commercial Sex Acts		0	0	0	0
Arrests per 100,000 population	1,326.0	Human Trafficking, Involuntary Servitude		0	0	0	0
		Crimes Against Property					
		Arson		0	0	0	0
		Bribery		0	0	0	0
		Burglary/Breaking & Entering		3	3	2	1
		Counterfeiting/Forgery		1	1	0	0
		Destruction/Damage/Vandalism of Property		0	0	0	0
		Embezzlement		0	0	0	0
		Extortion/Blackmail		0	0	0	0
		False Pretenses/Swindle/Confidence Game		2	2	1	0
		Credit Card/Automated Teller Machine Fraud		0	0	0	0
		Impersonation		0	0	0	0
		Welfare Fraud		0	0	0	0
		Wire Fraud		0	0	0	0
		Identity Theft		0	0	0	0
		Hacking/Computer Invasion		0	0	0	0
		Robbery		1	1	2	0
		Pocket-picking		0	0	0	0
		Purse-snatching		0	0	0	0
		Shoplifting		5	2	0	0
		Theft From Building		0	0	0	0
		Theft From Coin Operated Machine or Device		0	0	0	0
		Theft From Motor Vehicle		0	0	0	0
		Theft of Motor Vehicle Parts/Accessories		0	0	0	0
		All Other Larceny		34	18	14	5
		Motor Vehicle Theft		1	1	0	0
		Stolen Property Offenses		1	1	1	0
		Crimes Against Society					
		Drug/Narcotic Violations		13	13	16	0
		Drug Equipment Violations		0	0	0	0
		Betting/Wagering		0	0	0	0
		Operating/Promoting/Assisting Gambling		0	0	0	0
		Gambling Equipment Violations		0	0	0	0
		Sports Tampering		0	0	0	0
		Pornography/Obscene Material		0	0	0	0
		Prostitution		0	0	0	0
		Assisting or Promoting Prostitution		0	0	0	0
		Purchasing Prostitution		0	0	0	0
		Weapon Law Violations		2	2	1	0
		Animal Cruelty		1	1	2	0
		Total Group A Offenses		93	68	58	8

(\*) Offenses are counted using the FBI Units of Count for Crime

(\*\*) The 'Arrests' column shows arrests made for incidents during the selected period, regardless of arrest date. Arrest counts for the same period may change over time.

This report is valid as of August 22, 2024 and is subject to change

# Berwick PD - ME0160600 - NIBRS Agency Crime Overview - 2023

2023 Population Estimate		8,305		Offenses (*)		Arrests (**)	
Offense Overview		Group A Offenses		Reported	Cleared	Adult	Juvenile
		Crimes Against Persons					
Offense Total	180	Murder and Nonnegligent Manslaughter		2	2	1	0
Number Cleared	83	Negligent Manslaughter		0	0	0	0
Percent Cleared	46.11 %	Kidnapping/Abduction		0	0	0	0
Group A Crimes per 100,000 population	2,167.4	Rape		3	3	0	1
		Sodomy		0	0	0	0
		Sexual Assault With An Object		0	0	0	0
		Fondling		4	4	0	0
		Incest		0	0	0	0
		Statutory Rape		1	0	0	0
		Aggravated Assault		4	3	1	0
		Simple Assault		25	23	11	3
		Intimidation		10	8	3	0
		Human Trafficking, Commercial Sex Acts		0	0	0	0
		Human Trafficking, Involuntary Servitude		0	0	0	0
		Crimes Against Property					
		Arson		2	2	0	1
		Bribery		0	0	0	0
		Burglary/Breaking & Entering		5	2	0	0
		Counterfeiting/Forgery		1	0	0	0
		Destruction/Damage/Vandalism of Property		45	9	2	1
		Embezzlement		0	0	0	0
		Extortion/Blackmail		0	0	0	0
		False Pretenses/Swindle/Confidence Game		8	2	0	0
		Credit Card/Automated Teller Machine Fraud		7	0	0	0
		Impersonation		0	0	0	0
		Welfare Fraud		0	0	0	0
		Wire Fraud		0	0	0	0
		Identity Theft		1	0	0	0
		Hacking/Computer Invasion		0	0	0	0
		Robbery		0	0	0	0
		Pocket-picking		0	0	0	0
		Purse-snatching		0	0	0	0
		Shoplifting		0	0	0	0
		Theft From Building		0	0	0	0
		Theft From Coin Operated Machine or Device		0	0	0	0
		Theft From Motor Vehicle		4	1	0	2
		Theft of Motor Vehicle Parts/Accessories		0	0	0	0
		All Other Larceny		35	7	1	0
		Motor Vehicle Theft		3	2	0	0
		Stolen Property Offenses		0	0	0	0
		Crimes Against Society					
		Drug/Narcotic Violations		16	12	3	0
		Drug Equipment Violations		1	1	0	0
		Betting/Wagering		0	0	0	0
		Operating/Promoting/Assisting Gambling		0	0	0	0
		Gambling Equipment Violations		0	0	0	0
		Sports Tampering		0	0	0	0
		Pornography/Obscene Material		3	2	0	0
		Prostitution		0	0	0	0
		Assisting or Promoting Prostitution		0	0	0	0
		Purchasing Prostitution		0	0	0	0
		Weapon Law Violations		0	0	0	0
		Animal Cruelty		0	0	0	0
		Total Group A Offenses		180	83	22	8
Group B Arrests							
Offense	Adult	Juvenile					
Bad Checks	0	0					
Curfew/Loitering/Vagrancy Violations	0	0					
Disorderly Conduct	1	1					
Driving Under the Influence	17	0					
Drunkenness	0	0					
Family Offenses (Nonviolent)	0	0					
Liquor Law Violations	0	0					
Peeping Tom	0	0					
Trespass of Real Property	6	0					
All Other Offenses	43	2					
Total Group B	67	3					

(\*) Offenses are counted using the FBI Units of Count for Crime

(\*\*) The 'Arrests' column shows arrests made for incidents during the selected period, regardless of arrest date. Arrest counts for the same period may change over time.

This report is valid as of August 22, 2024 and is subject to change

# Biddeford PD - ME0160100 - NIBRS Agency Crime Overview - 2023

2023 Population Estimate		22,404	Offenses (*)		Arrests (**)	
Offense Overview			Reported	Cleared	Adult	Juvenile
Group A Offenses						
Crimes Against Persons						
Offense Total	1,758	Murder and Nonnegligent Manslaughter	1	1	1	0
Number Cleared	523	Negligent Manslaughter	0	0	0	0
Percent Cleared	29.75 %	Kidnapping/Abduction	1	0	0	0
Group A Crimes per 100,000 population	7,846.8	Rape	10	1	1	0
		Sodomy	1	0	0	0
		Sexual Assault With An Object	0	0	0	0
		Fondling	21	6	2	0
		Incest	1	0	0	0
		Statutory Rape	5	2	1	0
Total Arrests	830	Aggravated Assault	55	23	18	0
Adult Arrests	785	Simple Assault	295	112	67	14
Juvenile Arrests	45	Intimidation	175	47	27	5
Unknown Age	0	Human Trafficking, Commercial Sex Acts	0	0	0	0
Arrests per 100,000 population	3,704.7	Human Trafficking, Involuntary Servitude	0	0	0	0
		Crimes Against Property				
		Arson	6	1	0	1
		Bribery	0	0	0	0
		Burglary/Breaking & Entering	37	8	5	2
		Counterfeiting/Forgery	32	8	5	0
		Destruction/Damage/Vandalism of Property	165	41	19	5
		Embezzlement	0	0	0	0
		Extortion/Blackmail	16	0	0	0
		False Pretenses/Swindle/Confidence Game	78	3	3	0
		Credit Card/Automated Teller Machine Fraud	56	8	6	0
		Impersonation	0	0	0	0
		Welfare Fraud	0	0	0	0
		Wire Fraud	0	0	0	0
		Identity Theft	0	0	0	0
		Hacking/Computer Invasion	0	0	0	0
		Robbery	10	2	1	0
		Pocket-picking	0	0	0	0
		Purse-snatching	0	0	0	0
		Shoplifting	125	64	50	1
		Theft From Building	25	0	1	0
		Theft From Coin Operated Machine or Device	0	0	0	0
		Theft From Motor Vehicle	124	2	0	0
		Theft of Motor Vehicle Parts/Accessories	8	0	0	0
		All Other Larceny	369	115	110	7
		Motor Vehicle Theft	28	6	4	0
		Stolen Property Offenses	11	6	2	0
Crimes Against Society						
		Drug/Narcotic Violations	84	63	36	2
		Drug Equipment Violations	3	0	0	0
		Betting/Wagering	0	0	0	0
		Operating/Promoting/Assisting Gambling	0	0	0	0
		Gambling Equipment Violations	0	0	0	0
		Sports Tampering	0	0	0	0
		Pornography/Obscene Material	4	0	0	0
		Prostitution	0	0	0	0
		Assisting or Promoting Prostitution	0	0	0	0
		Purchasing Prostitution	0	0	0	0
		Weapon Law Violations	12	4	1	0
		Animal Cruelty	0	0	0	0
Total Group A Offenses			1,758	523	360	37
Group B Arrests						
Offense	Adult	Juvenile				
Bad Checks	0	0				
Curfew/Loitering/Vagrancy Violations	0	0				
Disorderly Conduct	28	5				
Driving Under the Influence	66	1				
Drunkenness	0	0				
Family Offenses (Nonviolent)	0	0				
Liquor Law Violations	10	1				
Peeping Tom	0	0				
Trespass of Real Property	55	0				
All Other Offenses	266	1				
Total Group B	425	8				

(\*) Offenses are counted using the FBI Units of Count for Crime

(\*\*) The 'Arrests' column shows arrests made for incidents during the selected period, regardless of arrest date. Arrest counts for the same period may change over time.

This report is valid as of August 22, 2024 and is subject to change

# Boothbay Harbor PD - ME0080100 - NIBRS Agency Crime Overview - 2023

2023 Population Estimate		2,099	Offenses (*)		Arrests (**)	
Offense Overview			Reported	Cleared	Adult	Juvenile
Group A Offenses						
Crimes Against Persons						
Offense Total	15	Murder and Nonnegligent Manslaughter	0	0	0	0
Number Cleared	8	Negligent Manslaughter	0	0	0	0
Percent Cleared	53.33 %	Kidnapping/Abduction	0	0	0	0
Group A Crimes per 100,000 population	714.6	Rape	0	0	0	0
		Sodomy	0	0	0	0
		Sexual Assault With An Object	0	0	0	0
		Fondling	0	0	0	0
		Incest	0	0	0	0
		Statutory Rape	0	0	0	0
Total Arrests	34	Aggravated Assault	1	1	0	1
Adult Arrests	29	Simple Assault	4	2	1	1
Juvenile Arrests	5	Intimidation	0	0	0	0
Unknown Age	0	Human Trafficking, Commercial Sex Acts	0	0	0	0
Arrests per 100,000 population	1,619.8	Human Trafficking, Involuntary Servitude	0	0	0	0
		Crimes Against Property				
		Arson	0	0	0	0
		Bribery	0	0	0	0
		Burglary/Breaking & Entering	0	0	0	0
		Counterfeiting/Forgery	1	0	0	0
		Destruction/Damage/Vandalism of Property	1	1	1	0
		Embezzlement	0	0	0	0
		Extortion/Blackmail	0	0	0	0
		False Pretenses/Swindle/Confidence Game	0	0	0	0
		Credit Card/Automated Teller Machine Fraud	0	0	0	0
		Impersonation	0	0	0	0
		Welfare Fraud	0	0	0	0
		Wire Fraud	0	0	0	0
		Identity Theft	0	0	0	0
		Hacking/Computer Invasion	0	0	0	0
		Robbery	0	0	0	0
		Pocket-picking	0	0	0	0
		Purse-snatching	0	0	0	0
		Shoplifting	1	1	1	0
		Theft From Building	1	0	0	0
		Theft From Coin Operated Machine or Device	0	0	0	0
		Theft From Motor Vehicle	1	0	0	0
		Theft of Motor Vehicle Parts/Accessories	1	0	0	0
		All Other Larceny	1	0	0	0
		Motor Vehicle Theft	0	0	0	0
		Stolen Property Offenses	1	1	1	0
Group B Arrests						
Offense	Adult	Juvenile				
Bad Checks	1	0				
Curfew/Loitering/Vagrancy Violations	0	0				
Disorderly Conduct	1	1				
Driving Under the Influence	8	0				
Drunkenness	0	0				
Family Offenses (Nonviolent)	0	0				
Liquor Law Violations	0	0				
Peeping Tom	0	0				
Trespass of Real Property	0	0				
All Other Offenses	13	2				
Total Group B	23	3				
			Crimes Against Society			
			Drug/Narcotic Violations	1	1	1
			Drug Equipment Violations	0	0	0
			Betting/Wagering	0	0	0
			Operating/Promoting/Assisting Gambling	0	0	0
			Gambling Equipment Violations	0	0	0
			Sports Tampering	0	0	0
			Pornography/Obscene Material	0	0	0
			Prostitution	0	0	0
			Assisting or Promoting Prostitution	0	0	0
			Purchasing Prostitution	0	0	0
			Weapon Law Violations	1	1	1
			Animal Cruelty	0	0	0
			Total Group A Offenses	15	8	6
						2

(\*) Offenses are counted using the FBI Units of Count for Crime

(\*\*) The 'Arrests' column shows arrests made for incidents during the selected period, regardless of arrest date. Arrest counts for the same period may change over time.

This report is valid as of August 22, 2024 and is subject to change

# Brewer PD - ME0100200 - NIBRS Agency Crime Overview - 2023

2023 Population Estimate		9,665		Offenses (*)		Arrests (**)	
Offense Overview		Group A Offenses		Reported	Cleared	Adult	Juvenile
		Crimes Against Persons					
Offense Total	346	Murder and Nonnegligent Manslaughter		0	0	0	0
Number Cleared	128	Negligent Manslaughter		0	0	0	0
Percent Cleared	36.99 %	Kidnapping/Abduction		1	1	0	0
Group A Crimes per 100,000 population	3,579.9	Rape		0	0	0	0
		Sodomy		0	0	0	0
		Sexual Assault With An Object		0	0	0	0
		Fondling		0	0	0	0
		Incest		0	0	0	0
		Statutory Rape		0	0	0	0
Total Arrests	175	Aggravated Assault		2	2	3	0
Adult Arrests	172	Simple Assault		23	18	18	0
Juvenile Arrests	3	Intimidation		18	13	12	0
Unknown Age	0	Human Trafficking, Commercial Sex Acts		0	0	0	0
Arrests per 100,000 population	1,810.7	Human Trafficking, Involuntary Servitude		0	0	0	0
		Crimes Against Property					
		Arson		0	0	0	0
		Bribery		0	0	0	0
		Burglary/Breaking & Entering		4	3	2	0
		Counterfeiting/Forgery		0	0	0	0
		Destruction/Damage/Vandalism of Property		15	6	3	0
		Embezzlement		0	0	0	0
		Extortion/Blackmail		0	0	0	0
		False Pretenses/Swindle/Confidence Game		1	0	0	0
		Credit Card/Automated Teller Machine Fraud		0	0	0	0
		Impersonation		0	0	0	0
		Welfare Fraud		0	0	0	0
		Wire Fraud		0	0	0	0
		Identity Theft		0	0	0	0
		Hacking/Computer Invasion		0	0	0	0
		Robbery		0	0	0	0
		Pocket-picking		0	0	0	0
		Purse-snatching		1	0	0	0
		Shoplifting		125	24	0	0
		Theft From Building		1	0	0	0
		Theft From Coin Operated Machine or Device		0	0	0	0
		Theft From Motor Vehicle		10	0	1	0
		Theft of Motor Vehicle Parts/Accessories		2	0	0	0
		All Other Larceny		62	12	34	2
		Motor Vehicle Theft		6	1	0	0
		Stolen Property Offenses		0	0	2	0
Group B Arrests		Crimes Against Society					
Bad Checks	0	Drug/Narcotic Violations		73	47	43	0
Curfew/Loitering/Vagrancy Violations	0	Drug Equipment Violations		0	0	0	0
Disorderly Conduct	6	Betting/Wagering		0	0	0	0
Driving Under the Influence	2	Operating/Promoting/Assisting Gambling		0	0	0	0
Drunkenness	0	Gambling Equipment Violations		0	0	0	0
Family Offenses (Nonviolent)	1	Sports Tampering		0	0	0	0
Liquor Law Violations	0	Pornography/Obscene Material		0	0	0	0
Peeping Tom	0	Prostitution		0	0	0	0
Trespass of Real Property	5	Assisting or Promoting Prostitution		0	0	0	0
All Other Offenses	40	Purchasing Prostitution		0	0	0	0
		Weapon Law Violations		2	1	0	0
		Animal Cruelty		0	0	0	0
		Total Group A Offenses		346	128	118	2
Offense		Adult	Juvenile				
Total Group B		54	1				

(\*) Offenses are counted using the FBI Units of Count for Crime

(\*\*) The 'Arrests' column shows arrests made for incidents during the selected period, regardless of arrest date. Arrest counts for the same period may change over time.

This report is valid as of August 22, 2024 and is subject to change

# Bridgton PD - ME0030900 - NIBRS Agency Crime Overview - 2023

2023 Population Estimate		5,756		Offenses (*)		Arrests (**)	
Offense Overview		Group A Offenses		Reported	Cleared	Adult	Juvenile
		Crimes Against Persons					
Offense Total	115	Murder and Nonnegligent Manslaughter		1	1	1	0
Number Cleared	89	Negligent Manslaughter		0	0	0	0
Percent Cleared	77.39 %	Kidnapping/Abduction		0	0	0	0
Group A Crimes per 100,000 population	1,997.9	Rape		3	3	3	0
		Sodomy		0	0	0	0
		Sexual Assault With An Object		0	0	0	0
		Fondling		0	0	0	0
		Incest		0	0	0	0
		Statutory Rape		1	1	1	0
Total Arrests	133	Aggravated Assault		4	4	4	0
Adult Arrests	131	Simple Assault		25	24	21	1
Juvenile Arrests	2	Intimidation		8	7	3	0
Unknown Age	0	Human Trafficking, Commercial Sex Acts		0	0	0	0
Arrests per 100,000 population	2,310.6	Human Trafficking, Involuntary Servitude		0	0	0	0
		Crimes Against Property					
		Arson		0	0	0	0
		Bribery		0	0	0	0
		Burglary/Breaking & Entering		10	7	7	0
		Counterfeiting/Forgery		1	1	1	0
		Destruction/Damage/Vandalism of Property		15	9	1	0
		Embezzlement		0	0	0	0
		Extortion/Blackmail		0	0	0	0
		False Pretenses/Swindle/Confidence Game		1	0	0	0
		Credit Card/Automated Teller Machine Fraud		0	0	0	0
		Impersonation		0	0	0	0
		Welfare Fraud		0	0	0	0
		Wire Fraud		0	0	0	0
		Identity Theft		0	0	0	0
		Hacking/Computer Invasion		0	0	0	0
		Robbery		0	0	0	0
		Pocket-picking		0	0	0	0
		Purse-snatching		0	0	0	0
		Shoplifting		0	0	11	0
		Theft From Building		0	0	0	0
		Theft From Coin Operated Machine or Device		0	0	1	0
		Theft From Motor Vehicle		1	0	0	0
		Theft of Motor Vehicle Parts/Accessories		0	0	0	0
		All Other Larceny		39	26	13	1
		Motor Vehicle Theft		0	0	0	0
		Stolen Property Offenses		0	0	0	0
		Crimes Against Society					
		Drug/Narcotic Violations		4	4	4	0
		Drug Equipment Violations		0	0	0	0
		Betting/Wagering		0	0	0	0
		Operating/Promoting/Assisting Gambling		0	0	0	0
		Gambling Equipment Violations		0	0	0	0
		Sports Tampering		0	0	0	0
		Pornography/Obscene Material		0	0	0	0
		Prostitution		0	0	0	0
		Assisting or Promoting Prostitution		0	0	0	0
		Purchasing Prostitution		0	0	0	0
		Weapon Law Violations		2	2	2	0
		Animal Cruelty		0	0	0	0
		Total Group A Offenses		115	89	73	2

(\*) Offenses are counted using the FBI Units of Count for Crime

(\*\*) The 'Arrests' column shows arrests made for incidents during the selected period, regardless of arrest date. Arrest counts for the same period may change over time.

This report is valid as of August 22, 2024 and is subject to change



# Brunswick PD - ME0030100 - NIBRS Agency Crime Overview - 2023

2023 Population Estimate		21,867		Offenses (*)		Arrests (**)	
Offense Overview		Group A Offenses		Reported	Cleared	Adult	Juvenile
		Crimes Against Persons					
Offense Total	665	Murder and Nonnegligent Manslaughter		0	0	0	0
Number Cleared	431	Negligent Manslaughter		0	0	0	0
Percent Cleared	64.81 %	Kidnapping/Abduction		0	0	0	0
Group A Crimes per 100,000 population	3,041.1	Rape		11	0	0	0
		Sodomy		0	0	1	0
		Sexual Assault With An Object		1	1	0	0
		Fondling		5	2	2	0
		Incest		1	0	0	0
		Statutory Rape		3	0	0	0
Total Arrests	881	Aggravated Assault		13	10	7	0
Adult Arrests	823	Simple Assault		58	42	28	3
Juvenile Arrests	58	Intimidation		31	18	5	2
Unknown Age	0	Human Trafficking, Commercial Sex Acts		0	0	0	0
Arrests per 100,000 population	4,028.9	Human Trafficking, Involuntary Servitude		0	0	0	0
		Crimes Against Property					
		Arson		2	0	0	0
		Bribery		0	0	0	0
		Burglary/Breaking & Entering		12	4	3	0
		Counterfeiting/Forgery		8	5	4	0
		Destruction/Damage/Vandalism of Property		76	37	10	2
		Embezzlement		0	0	0	0
		Extortion/Blackmail		1	0	0	0
		False Pretenses/Swindle/Confidence Game		27	3	0	0
		Credit Card/Automated Teller Machine Fraud		11	4	0	0
		Impersonation		0	0	0	0
		Welfare Fraud		0	0	0	0
		Wire Fraud		0	0	0	0
		Identity Theft		0	0	0	0
		Hacking/Computer Invasion		0	0	0	0
		Robbery		1	1	0	0
		Pocket-picking		0	0	0	0
		Purse-snatching		0	0	0	0
		Shoplifting		14	12	13	0
		Theft From Building		0	0	0	0
		Theft From Coin Operated Machine or Device		0	0	0	0
		Theft From Motor Vehicle		12	5	0	1
		Theft of Motor Vehicle Parts/Accessories		0	0	0	0
		All Other Larceny		243	170	168	15
		Motor Vehicle Theft		14	7	5	0
		Stolen Property Offenses		0	0	0	0
		Crimes Against Society					
		Drug/Narcotic Violations		85	84	53	1
		Drug Equipment Violations		16	15	2	0
		Betting/Wagering		0	0	0	0
		Operating/Promoting/Assisting Gambling		0	0	0	0
		Gambling Equipment Violations		0	0	0	0
		Sports Tampering		0	0	0	0
		Pornography/Obscene Material		5	1	0	0
		Prostitution		2	0	0	0
		Assisting or Promoting Prostitution		1	0	0	0
		Purchasing Prostitution		0	0	0	0
		Weapon Law Violations		11	10	4	0
		Animal Cruelty		1	0	0	0
		Total Group A Offenses		665	431	305	24

Group B Arrests		
Offense	Adult	Juvenile
Bad Checks	1	0
Curfew/Loitering/Vagrancy Violations	0	0
Disorderly Conduct	14	0
Driving Under the Influence	133	3
Drunkenness	0	0
Family Offenses (Nonviolent)	0	0
Liquor Law Violations	5	0
Peeping Tom	0	0
Trespass of Real Property	25	3
All Other Offenses	340	28
<b>Total Group B</b>	<b>518</b>	<b>34</b>

(\*) Offenses are counted using the FBI Units of Count for Crime

(\*\*) The 'Arrests' column shows arrests made for incidents during the selected period, regardless of arrest date. Arrest counts for the same period may change over time.

This report is valid as of August 22, 2024 and is subject to change

# Bucksport PD - ME0050300 - NIBRS Agency Crime Overview - 2023

2023 Population Estimate		5,050		Offenses (*)		Arrests (**)	
Offense Overview		Group A Offenses		Reported	Cleared	Adult	Juvenile
		Crimes Against Persons					
Offense Total	112	Murder and Nonnegligent Manslaughter		0	0	0	0
Number Cleared	66	Negligent Manslaughter		0	0	0	0
Percent Cleared	58.93 %	Kidnapping/Abduction		0	0	0	0
Group A Crimes per 100,000 population	2,217.8	Rape		4	1	1	0
		Sodomy		0	0	0	0
		Sexual Assault With An Object		0	0	0	0
		Fondling		1	0	0	0
		Incest		0	0	0	0
		Statutory Rape		0	0	0	0
Total Arrests	135	Aggravated Assault		2	2	1	0
Adult Arrests	121	Simple Assault		13	9	2	1
Juvenile Arrests	14	Intimidation		10	2	0	0
Unknown Age	0	Human Trafficking, Commercial Sex Acts		0	0	0	0
Arrests per 100,000 population	2,673.3	Human Trafficking, Involuntary Servitude		0	0	0	0
		Crimes Against Property					
		Arson		0	0	0	0
		Bribery		0	0	0	0
		Burglary/Breaking & Entering		4	1	0	2
		Counterfeiting/Forgery		1	0	0	0
		Destruction/Damage/Vandalism of Property		10	4	1	4
		Embezzlement		0	0	0	0
		Extortion/Blackmail		0	0	0	0
		False Pretenses/Swindle/Confidence Game		1	1	2	0
		Credit Card/Automated Teller Machine Fraud		1	0	0	0
		Impersonation		1	0	0	0
		Welfare Fraud		0	0	0	0
		Wire Fraud		1	0	0	0
		Identity Theft		0	0	0	0
		Hacking/Computer Invasion		0	0	0	0
		Robbery		0	0	0	0
		Pocket-picking		0	0	0	0
		Purse-snatching		0	0	0	0
		Shoplifting		6	4	0	0
		Theft From Building		9	4	0	0
		Theft From Coin Operated Machine or Device		0	0	0	0
		Theft From Motor Vehicle		0	0	0	0
		Theft of Motor Vehicle Parts/Accessories		0	0	0	0
		All Other Larceny		13	3	5	0
		Motor Vehicle Theft		1	1	1	0
		Stolen Property Offenses		0	0	0	0
		Crimes Against Society					
		Drug/Narcotic Violations		31	31	27	6
		Drug Equipment Violations		0	0	0	0
		Betting/Wagering		0	0	0	0
		Operating/Promoting/Assisting Gambling		0	0	0	0
		Gambling Equipment Violations		0	0	0	0
		Sports Tampering		0	0	0	0
		Pornography/Obscene Material		0	0	0	0
		Prostitution		0	0	0	0
		Assisting or Promoting Prostitution		0	0	0	0
		Purchasing Prostitution		0	0	0	0
		Weapon Law Violations		1	1	0	0
		Animal Cruelty		2	2	2	0
		Total Group A Offenses		112	66	42	13

(\*) Offenses are counted using the FBI Units of Count for Crime

(\*\*) The 'Arrests' column shows arrests made for incidents during the selected period, regardless of arrest date. Arrest counts for the same period may change over time.

This report is valid as of August 22, 2024 and is subject to change

# Buxton PD - ME0161800 - NIBRS Agency Crime Overview - 2023

2023 Population Estimate			8,574	Offenses (*)		Arrests (**)			
				Reported	Cleared	Adult	Juvenile		
Offense Overview				Crimes Against Persons					
Offense Total	230		Murder and Nonnegligent Manslaughter	0	0	0	0		
Number Cleared	101		Negligent Manslaughter	0	0	0	0		
Percent Cleared	43.91 %		Kidnapping/Abduction	0	0	0	0		
Group A Crimes per 100,000 population	2,682.5		Rape	2	1	1	0		
			Sodomy	0	0	0	0		
			Sexual Assault With An Object	0	0	0	0		
			Fondling	5	0	0	0		
			Incest	0	0	0	0		
			Statutory Rape	0	0	0	0		
Arrest Overview	231		Aggravated Assault	4	4	6	0		
		Adult Arrests	217	Simple Assault	46	24	15	6	
				Intimidation	12	5	4	1	
		Juvenile Arrests	14	Human Trafficking, Commercial Sex Acts	0	0	0	0	
				Unknown Age	0		Human Trafficking, Involuntary Servitude	0	0
		Arrests per 100,000 population	2,694.2		Crimes Against Property				
Average number offenses/incident	1.06		Arson	2	0	0	0		
			Bribery	0	0	0	0		
			Burglary/Breaking & Entering	1	1	1	0		
			Counterfeiting/Forgery	3	0	0	0		
			Destruction/Damage/Vandalism of Property	26	4	2	0		
			Embezzlement	0	0	0	0		
Group B Arrests									
Offense	Adult	Juvenile	Extortion/Blackmail	0	0	0	0		
Bad Checks	0	0	False Pretenses/Swindle/Confidence Game	8	2	2	0		
Curfew/Loitering/Vagrancy Violations	0	0	Credit Card/Automated Teller Machine Fraud	4	1	0	0		
Disorderly Conduct	3	2	Impersonation	1	1	1	0		
Driving Under the Influence	41	0	Welfare Fraud	0	0	0	0		
Drunkenness	0	0	Wire Fraud	1	0	0	0		
Family Offenses (Nonviolent)	0	0	Identity Theft	0	0	0	0		
Liquor Law Violations	4	2	Hacking/Computer Invasion	0	0	0	0		
Peeping Tom	0	0	Robbery	1	0	0	0		
Trespass of Real Property	1	1	Pocket-picking	0	0	0	0		
All Other Offenses	101	0	Purse-snatching	0	0	0	0		
Total Group B	150	5	Shoplifting	7	4	4	0		
			Theft From Building	19	3	0	0		
			Theft From Coin Operated Machine or Device	0	0	0	0		
			Theft From Motor Vehicle	3	0	0	0		
			Theft of Motor Vehicle Parts/Accessories	6	0	0	0		
			All Other Larceny	19	1	3	0		
			Motor Vehicle Theft	7	4	2	0		
			Stolen Property Offenses	2	1	0	0		
			Crimes Against Society						
			Drug/Narcotic Violations	48	44	26	2		
			Drug Equipment Violations	2	1	0	0		
			Betting/Wagering	0	0	0	0		
			Operating/Promoting/Assisting Gambling	0	0	0	0		
			Gambling Equipment Violations	0	0	0	0		
			Sports Tampering	0	0	0	0		
			Pornography/Obscene Material	0	0	0	0		
			Prostitution	0	0	0	0		
			Assisting or Promoting Prostitution	0	0	0	0		
			Purchasing Prostitution	0	0	0	0		
			Weapon Law Violations	1	0	0	0		
			Animal Cruelty	0	0	0	0		
			Total Group A Offenses	230	101	67	9		

(\*) Offenses are counted using the FBI Units of Count for Crime

(\*\*) The 'Arrests' column shows arrests made for incidents during the selected period, regardless of arrest date. Arrest counts for the same period may change over time.

This report is valid as of August 22, 2024 and is subject to change

# Calais PD - ME0150100 - NIBRS Agency Crime Overview - 2023

2023 Population Estimate		3,134		Offenses (*)		Arrests (**)	
Offense Overview		Group A Offenses		Reported	Cleared	Adult	Juvenile
		Crimes Against Persons					
Offense Total	49	Murder and Nonnegligent Manslaughter		0	0	0	0
Number Cleared	41	Negligent Manslaughter		0	0	0	0
Percent Cleared	83.67 %	Kidnapping/Abduction		0	0	0	0
Group A Crimes per 100,000 population	1,563.5	Rape		0	0	0	0
		Sodomy		0	0	0	0
		Sexual Assault With An Object		0	0	0	0
		Fondling		1	0	0	0
		Incest		0	0	0	0
		Statutory Rape		0	0	0	0
Total Arrests	85	Aggravated Assault		0	0	0	0
Adult Arrests	68	Simple Assault		12	9	4	4
Juvenile Arrests	17	Intimidation		0	0	0	0
Unknown Age	0	Human Trafficking, Commercial Sex Acts		0	0	0	0
Arrests per 100,000 population	2,712.2	Human Trafficking, Involuntary Servitude		0	0	0	0
		Crimes Against Property					
		Arson		0	0	0	0
		Bribery		0	0	0	0
		Burglary/Breaking & Entering		5	3	0	3
		Counterfeiting/Forgery		0	0	0	0
		Destruction/Damage/Vandalism of Property		1	1	1	0
		Embezzlement		0	0	0	0
		Extortion/Blackmail		0	0	0	0
		False Pretenses/Swindle/Confidence Game		0	0	0	0
		Credit Card/Automated Teller Machine Fraud		0	0	0	0
		Impersonation		0	0	0	0
		Welfare Fraud		0	0	0	0
		Wire Fraud		0	0	0	0
		Identity Theft		0	0	0	0
		Hacking/Computer Invasion		0	0	0	0
		Robbery		0	0	0	0
		Pocket-picking		0	0	0	0
		Purse-snatching		0	0	0	0
		Shoplifting		11	11	9	2
		Theft From Building		0	0	0	0
		Theft From Coin Operated Machine or Device		0	0	0	0
		Theft From Motor Vehicle		0	0	0	0
		Theft of Motor Vehicle Parts/Accessories		0	0	0	0
		All Other Larceny		9	7	5	2
		Motor Vehicle Theft		5	5	3	3
		Stolen Property Offenses		0	0	0	0
		Crimes Against Society					
		Drug/Narcotic Violations		5	5	5	0
		Drug Equipment Violations		0	0	0	0
		Betting/Wagering		0	0	0	0
		Operating/Promoting/Assisting Gambling		0	0	0	0
		Gambling Equipment Violations		0	0	0	0
		Sports Tampering		0	0	0	0
		Pornography/Obscene Material		0	0	0	0
		Prostitution		0	0	0	0
		Assisting or Promoting Prostitution		0	0	0	0
		Purchasing Prostitution		0	0	0	0
		Weapon Law Violations		0	0	0	0
		Animal Cruelty		0	0	0	0
		Total Group A Offenses		49	41	27	14
Group B Arrests							
Offense	Adult	Juvenile					
Bad Checks	0	0					
Curfew/Loitering/Vagrancy Violations	0	0					
Disorderly Conduct	1	0					
Driving Under the Influence	4	0					
Drunkenness	0	0					
Family Offenses (Nonviolent)	0	0					
Liquor Law Violations	1	1					
Peeping Tom	0	0					
Trespass of Real Property	2	1					
All Other Offenses	33	1					
Total Group B	41	3					

(\*) Offenses are counted using the FBI Units of Count for Crime

(\*\*) The 'Arrests' column shows arrests made for incidents during the selected period, regardless of arrest date. Arrest counts for the same period may change over time.

This report is valid as of August 22, 2024 and is subject to change

# Camden PD - ME0070100 - NIBRS Agency Crime Overview - 2023

2023 Population Estimate			5,312	Offenses (*)		Arrests (**)			
Offense Overview				Group A Offenses		Reported	Cleared	Adult	Juvenile
				Crimes Against Persons					
Offense Total	10			Murder and Nonnegligent Manslaughter		0	0	0	0
Number Cleared	1			Negligent Manslaughter		0	0	0	0
Percent Cleared	10.00 %			Kidnapping/Abduction		0	0	0	0
Group A Crimes per 100,000 population	188.3			Rape		0	0	0	0
				Sodomy		0	0	0	0
				Sexual Assault With An Object		0	0	0	0
				Fondling		0	0	0	0
				Incest		0	0	0	0
Arrest Overview									
Total Arrests	9			Statutory Rape		0	0	0	0
Adult Arrests	9			Aggravated Assault		0	0	0	0
Juvenile Arrests	0			Simple Assault		1	0	0	0
Unknown Age	0			Intimidation		1	0	0	0
Arrests per 100,000 population	169.4			Human Trafficking, Commercial Sex Acts		0	0	0	0
				Human Trafficking, Involuntary Servitude		0	0	0	0
				Crimes Against Property					
Average number offenses/incident	1.00			Arson		0	0	0	0
				Bribery		0	0	0	0
				Burglary/Breaking & Entering		0	0	0	0
Group B Arrests									
Offense	Adult	Juvenile		Counterfeiting/Forgery		0	0	0	0
Bad Checks	0	0		Destruction/Damage/Vandalism of Property		0	0	0	0
Curfew/Loitering/Vagrancy Violations	0	0		Embezzlement		0	0	0	0
Disorderly Conduct	0	0		Extortion/Blackmail		0	0	0	0
Driving Under the Influence	2	0		False Pretenses/Swindle/Confidence Game		1	0	0	0
Drunkenness	0	0		Credit Card/Automated Teller Machine Fraud		0	0	0	0
Family Offenses (Nonviolent)	0	0		Impersonation		0	0	0	0
Liquor Law Violations	0	0		Welfare Fraud		0	0	0	0
Peeping Tom	0	0		Wire Fraud		0	0	0	0
Trespass of Real Property	1	0		Identity Theft		0	0	0	0
All Other Offenses	5	0		Hacking/Computer Invasion		0	0	0	0
Total Group B	8	0		Robbery		0	0	0	0
				Pocket-picking		0	0	0	0
				Purse-snatching		0	0	0	0
				Shoplifting		1	1	0	0
				Theft From Building		0	0	0	0
				Theft From Coin Operated Machine or Device		0	0	0	0
				Theft From Motor Vehicle		0	0	0	0
				Theft of Motor Vehicle Parts/Accessories		0	0	0	0
				All Other Larceny		6	0	1	0
				Motor Vehicle Theft		0	0	0	0
				Stolen Property Offenses		0	0	0	0
				Crimes Against Society					
				Drug/Narcotic Violations		0	0	0	0
				Drug Equipment Violations		0	0	0	0
				Betting/Wagering		0	0	0	0
				Operating/Promoting/Assisting Gambling		0	0	0	0
				Gambling Equipment Violations		0	0	0	0
				Sports Tampering		0	0	0	0
				Pornography/Obscene Material		0	0	0	0
				Prostitution		0	0	0	0
				Assisting or Promoting Prostitution		0	0	0	0
				Purchasing Prostitution		0	0	0	0
				Weapon Law Violations		0	0	0	0
				Animal Cruelty		0	0	0	0
				Total Group A Offenses		10	1	1	0

(\*) Offenses are counted using the FBI Units of Count for Crime

(\*\*) The 'Arrests' column shows arrests made for incidents during the selected period, regardless of arrest date. Arrest counts for the same period may change over time.

This report is valid as of August 22, 2024 and is subject to change

Cape Elizabeth PD - ME0030200 - NIBRS Agency Crime Overview - 2023

2023 Population Estimate		9,601		Offenses (*)		Arrests (**)	
Offense Overview		Group A Offenses		Reported	Cleared	Adult	Juvenile
		Crimes Against Persons					
Offense Total	64	Murder and Nonnegligent Manslaughter		0	0	0	0
Number Cleared	4	Negligent Manslaughter		0	0	0	0
Percent Cleared	6.25 %	Kidnapping/Abduction		0	0	0	0
Group A Crimes per 100,000 population	666.6	Rape		0	0	0	0
		Sodomy		0	0	0	0
		Sexual Assault With An Object		0	0	0	0
		Fondling		1	0	0	0
		Incest		0	0	0	0
		Statutory Rape		0	0	0	0
Total Arrests	15	Aggravated Assault		0	0	0	0
Adult Arrests	15	Simple Assault		6	0	0	0
Juvenile Arrests	0	Intimidation		4	1	1	0
Unknown Age	0	Human Trafficking, Commercial Sex Acts		0	0	0	0
Arrests per 100,000 population	156.2	Human Trafficking, Involuntary Servitude		0	0	0	0
		Crimes Against Property					
		Arson		0	0	0	0
		Bribery		0	0	0	0
Average number offenses/incident	1.03	Burglary/Breaking & Entering		3	1	1	0
		Counterfeiting/Forgery		1	0	0	0
		Destruction/Damage/Vandalism of Property		6	1	0	0
		Embezzlement		0	0	0	0
		Extortion/Blackmail		1	0	0	0
		False Pretenses/Swindle/Confidence Game		5	0	0	0
		Credit Card/Automated Teller Machine Fraud		9	0	0	0
		Impersonation		0	0	0	0
		Welfare Fraud		0	0	0	0
		Wire Fraud		4	0	0	0
		Identity Theft		8	0	0	0
		Hacking/Computer Invasion		0	0	0	0
		Robbery		0	0	0	0
		Pocket-picking		0	0	0	0
		Purse-snatching		0	0	0	0
		Shoplifting		1	0	0	0
		Theft From Building		4	0	0	0
		Theft From Coin Operated Machine or Device		0	0	0	0
		Theft From Motor Vehicle		3	0	0	0
		Theft of Motor Vehicle Parts/Accessories		1	0	0	0
		All Other Larceny		3	0	0	0
		Motor Vehicle Theft		0	0	0	0
		Stolen Property Offenses		0	0	0	0
		Crimes Against Society					
		Drug/Narcotic Violations		2	1	1	0
		Drug Equipment Violations		0	0	0	0
		Betting/Wagering		0	0	0	0
		Operating/Promoting/Assisting Gambling		0	0	0	0
		Gambling Equipment Violations		0	0	0	0
		Sports Tampering		0	0	0	0
		Pornography/Obscene Material		0	0	0	0
		Prostitution		1	0	0	0
		Assisting or Promoting Prostitution		0	0	0	0
		Purchasing Prostitution		0	0	0	0
		Weapon Law Violations		0	0	0	0
		Animal Cruelty		1	0	0	0
		Total Group A Offenses		64	4	3	0
Group B Arrests							
Offense	Adult	Juvenile					
Bad Checks	0	0					
Curfew/Loitering/Vagrancy Violations	0	0					
Disorderly Conduct	0	0					
Driving Under the Influence	7	0					
Drunkenness	0	0					
Family Offenses (Nonviolent)	0	0					
Liquor Law Violations	0	0					
Peeping Tom	0	0					
Trespass of Real Property	0	0					
All Other Offenses	5	0					
Total Group B	12	0					

(\*) Offenses are counted using the FBI Units of Count for Crime  
(\*\*) The 'Arrests' column shows arrests made for incidents during the selected period, regardless of arrest date. Arrest counts for the same period may change over time.  
This report is valid as of August 22, 2024 and is subject to change

# Capitol Police - ME0061500 - NIBRS Agency Crime Overview - 2023

2023 Population Estimate			N/A	Offenses (*)		Arrests (**)	
				Reported	Cleared	Adult	Juvenile
Offense Overview							
			Group A Offenses				
			Crimes Against Persons				
Offense Total	23		Murder and Nonnegligent Manslaughter	0	0	0	0
Number Cleared	7		Negligent Manslaughter	0	0	0	0
Percent Cleared	30.43 %		Kidnapping/Abduction	0	0	0	0
Group A Crimes per 100,000 population	N/A		Rape	1	0	0	0
			Sodomy	0	0	0	0
			Sexual Assault With An Object	0	0	0	0
			Fondling	0	0	0	0
			Incest	0	0	0	0
			Statutory Rape	0	0	0	0
Arrest Overview							
Total Arrests	10		Aggravated Assault	0	0	0	0
Adult Arrests	7		Simple Assault	12	2	2	0
Juvenile Arrests	3		Intimidation	3	1	1	0
Unknown Age	0		Human Trafficking, Commercial Sex Acts	0	0	0	0
			Human Trafficking, Involuntary Servitude	0	0	0	0
Arrests per 100,000 population	N/A		Crimes Against Property				
			Arson	0	0	0	0
Average number offenses/incident	1.21		Bribery	0	0	0	0
			Burglary/Breaking & Entering	0	0	0	0
			Counterfeiting/Forgery	0	0	0	0
Group B Arrests							
Offense	Adult	Juvenile	Embezzlement	0	0	0	0
Bad Checks	0	0	Extortion/Blackmail	0	0	0	0
Curfew/Loitering/Vagrancy Violations	0	0	False Pretenses/Swindle/Confidence Game	0	0	0	0
Disorderly Conduct	0	0	Credit Card/Automated Teller Machine Fraud	0	0	0	0
Driving Under the Influence	0	0	Impersonation	0	0	0	0
Drunkenness	0	0	Welfare Fraud	0	0	0	0
Family Offenses (Nonviolent)	0	0	Wire Fraud	0	0	0	0
Liquor Law Violations	0	0	Identity Theft	0	0	0	0
Peeping Tom	0	0	Hacking/Computer Invasion	0	0	0	0
Trespass of Real Property	2	2	Robbery	0	0	0	0
All Other Offenses	1	1	Pocket-picking	0	0	0	0
Total Group B	3	3	Purse-snatching	0	0	0	0
			Shoplifting	0	0	0	0
			Theft From Building	0	0	0	0
			Theft From Coin Operated Machine or Device	0	0	0	0
			Theft From Motor Vehicle	0	0	0	0
			Theft of Motor Vehicle Parts/Accessories	0	0	0	0
			All Other Larceny	0	0	0	0
			Motor Vehicle Theft	2	1	0	0
			Stolen Property Offenses	0	0	0	0
			Crimes Against Society				
			Drug/Narcotic Violations	1	0	0	0
			Drug Equipment Violations	0	0	0	0
			Betting/Wagering	0	0	0	0
			Operating/Promoting/Assisting Gambling	0	0	0	0
			Gambling Equipment Violations	0	0	0	0
			Sports Tampering	0	0	0	0
			Pornography/Obscene Material	0	0	0	0
			Prostitution	0	0	0	0
			Assisting or Promoting Prostitution	0	0	0	0
			Purchasing Prostitution	0	0	0	0
			Weapon Law Violations	0	0	0	0
			Animal Cruelty	0	0	0	0
			Total Group A Offenses	23	7	4	0

(\*) Offenses are counted using the FBI Units of Count for Crime

(\*\*) The 'Arrests' column shows arrests made for incidents during the selected period, regardless of arrest date. Arrest counts for the same period may change over time.

This report is valid as of August 22, 2024 and is subject to change

# Caribou PD - ME0020100 - NIBRS Agency Crime Overview - 2023

2023 Population Estimate			7,461	Offenses (*)		Arrests (**)					
Offense Overview				Group A Offenses		Reported	Cleared	Adult	Juvenile		
				Crimes Against Persons							
Offense Total	164			Murder and Nonnegligent Manslaughter		1	1	1	0		
Number Cleared	150			Negligent Manslaughter		0	0	0	0		
Percent Cleared	91.46 %			Kidnapping/Abduction		0	0	0	0		
Group A Crimes per 100,000 population	2,198.1			Rape		1	1	1	0		
				Sodomy		0	0	0	0		
				Sexual Assault With An Object		0	0	0	0		
				Fondling		1	1	1	0		
				Incest		0	0	0	0		
Arrest Overview				Statutory Rape		0	0	0	0		
		Total Arrests	297			Aggravated Assault		3	3	4	0
		Adult Arrests	283			Simple Assault		33	30	24	7
		Juvenile Arrests	14			Intimidation		11	11	10	0
		Unknown Age	0			Human Trafficking, Commercial Sex Acts		0	0	0	0
Arrests per 100,000 population	3,980.7			Human Trafficking, Involuntary Servitude		0	0	0	0		
				Crimes Against Property							
Average number offenses/incident	1.12			Arson		0	0	0	0		
				Bribery		0	0	0	0		
				Burglary/Breaking & Entering		5	4	4	0		
				Counterfeiting/Forgery		3	3	2	0		
				Destruction/Damage/Vandalism of Property		10	10	6	1		
Group B Arrests					Embezzlement		0	0	0	0	
Offense			Adult	Juvenile	Extortion/Blackmail		0	0	0	0	
Bad Checks			0	0	False Pretenses/Swindle/Confidence Game		0	0	0	0	
Curfew/Loitering/Vagrancy Violations			0	0	Credit Card/Automated Teller Machine Fraud		0	0	0	0	
Disorderly Conduct			9	0	Impersonation		0	0	0	0	
Driving Under the Influence			21	1	Welfare Fraud		0	0	0	0	
Drunkenness			0	0	Wire Fraud		0	0	0	0	
Family Offenses (Nonviolent)			0	0	Identity Theft		0	0	0	0	
Liquor Law Violations			2	0	Hacking/Computer Invasion		0	0	0	0	
Peeping Tom			0	0	Robbery		0	0	0	0	
Trespass of Real Property			11	0	Pocket-picking		0	0	0	0	
All Other Offenses			108	0	Purse-snatching		0	0	0	0	
Total Group B			151	1	Shoplifting		1	1	0	0	
					Theft From Building		0	0	0	0	
					Theft From Coin Operated Machine or Device		0	0	0	0	
					Theft From Motor Vehicle		0	0	0	0	
					Theft of Motor Vehicle Parts/Accessories		0	0	0	0	
					All Other Larceny		45	39	36	4	
					Motor Vehicle Theft		2	2	2	0	
					Stolen Property Offenses		2	1	1	1	
					Crimes Against Society						
					Drug/Narcotic Violations		41	39	38	0	
					Drug Equipment Violations		0	0	0	0	
					Betting/Wagering		0	0	0	0	
					Operating/Promoting/Assisting Gambling		0	0	0	0	
					Gambling Equipment Violations		0	0	0	0	
					Sports Tampering		0	0	0	0	
					Pornography/Obscene Material		0	0	0	0	
					Prostitution		0	0	0	0	
					Assisting or Promoting Prostitution		0	0	0	0	
					Purchasing Prostitution		0	0	0	0	
					Weapon Law Violations		3	3	1	0	
					Animal Cruelty		2	1	1	0	
					Total Group A Offenses		164	150	132	13	

(\*) Offenses are counted using the FBI Units of Count for Crime

(\*\*) The 'Arrests' column shows arrests made for incidents during the selected period, regardless of arrest date. Arrest counts for the same period may change over time.

This report is valid as of August 22, 2024 and is subject to change



# Carrabassett Valley PD - ME0040700 - NIBRS Agency Crime Overview - 2023

2023 Population Estimate		700	Offenses (*)		Arrests (**)	
Offense Overview			Reported	Cleared	Adult	Juvenile
Group A Offenses						
Crimes Against Persons						
Offense Total	20	Murder and Nonnegligent Manslaughter	0	0	0	0
Number Cleared	3	Negligent Manslaughter	0	0	0	0
Percent Cleared	15.00 %	Kidnapping/Abduction	0	0	0	0
Group A Crimes per 100,000 population	2,857.1	Rape	1	0	0	0
		Sodomy	0	0	0	0
		Sexual Assault With An Object	0	0	0	0
		Fondling	0	0	0	0
		Incest	0	0	0	0
		Statutory Rape	0	0	0	0
Total Arrests	10	Aggravated Assault	0	0	0	0
Adult Arrests	10	Simple Assault	3	0	0	0
Juvenile Arrests	0	Intimidation	2	2	2	0
Unknown Age	0	Human Trafficking, Commercial Sex Acts	0	0	0	0
Arrests per 100,000 population	1,428.6	Human Trafficking, Involuntary Servitude	0	0	0	0
		Crimes Against Property				
		Arson	0	0	0	0
		Bribery	0	0	0	0
		Burglary/Breaking & Entering	0	0	0	0
		Counterfeiting/Forgery	0	0	0	0
		Destruction/Damage/Vandalism of Property	3	0	0	0
		Embezzlement	0	0	0	0
		Extortion/Blackmail	0	0	0	0
		False Pretenses/Swindle/Confidence Game	2	0	0	0
		Credit Card/Automated Teller Machine Fraud	1	0	0	0
		Impersonation	0	0	0	0
		Welfare Fraud	0	0	0	0
		Wire Fraud	0	0	0	0
		Identity Theft	0	0	0	0
		Hacking/Computer Invasion	0	0	0	0
		Robbery	1	0	0	0
		Pocket-picking	0	0	0	0
		Purse-snatching	0	0	0	0
		Shoplifting	0	0	0	0
		Theft From Building	1	0	0	0
		Theft From Coin Operated Machine or Device	0	0	0	0
		Theft From Motor Vehicle	0	0	0	0
		Theft of Motor Vehicle Parts/Accessories	0	0	0	0
		All Other Larceny	2	1	1	0
		Motor Vehicle Theft	1	0	0	0
		Stolen Property Offenses	0	0	0	0
Group B Arrests						
Offense	Adult	Juvenile				
Bad Checks	0	0				
Curfew/Loitering/Vagrancy Violations	0	0				
Disorderly Conduct	1	0				
Driving Under the Influence	1	0				
Drunkenness	0	0				
Family Offenses (Nonviolent)	0	0				
Liquor Law Violations	0	0				
Peeping Tom	0	0				
Trespass of Real Property	1	0				
All Other Offenses	4	0				
Total Group B	7	0				
Crimes Against Society						
		Drug/Narcotic Violations	3	0	0	0
		Drug Equipment Violations	0	0	0	0
		Betting/Wagering	0	0	0	0
		Operating/Promoting/Assisting Gambling	0	0	0	0
		Gambling Equipment Violations	0	0	0	0
		Sports Tampering	0	0	0	0
		Pornography/Obscene Material	0	0	0	0
		Prostitution	0	0	0	0
		Assisting or Promoting Prostitution	0	0	0	0
		Purchasing Prostitution	0	0	0	0
		Weapon Law Violations	0	0	0	0
		Animal Cruelty	0	0	0	0
		Total Group A Offenses	20	3	3	0

(\*) Offenses are counted using the FBI Units of Count for Crime

(\*\*) The 'Arrests' column shows arrests made for incidents during the selected period, regardless of arrest date. Arrest counts for the same period may change over time.

This report is valid as of August 22, 2024 and is subject to change

# Clinton PD - ME0062100 - NIBRS Agency Crime Overview - 2023

2023 Population Estimate			3,396	Offenses (*)		Arrests (**)		
				Reported	Cleared	Adult	Juvenile	
Offense Overview			Group A Offenses					
			Crimes Against Persons					
Offense Total	36		Murder and Nonnegligent Manslaughter		0	0	0	0
Number Cleared	19		Negligent Manslaughter		0	0	0	0
Percent Cleared	52.78 %		Kidnapping/Abduction		0	0	0	0
Group A Crimes per 100,000 population	1,060.1		Rape		2	0	0	0
			Sodomy		1	1	1	0
			Sexual Assault With An Object		0	0	0	0
			Fondling		0	0	0	0
			Incest		0	0	0	0
			Statutory Rape		0	0	0	0
			Aggravated Assault		0	0	0	0
Total Arrests	57		Simple Assault		9	7	6	0
Adult Arrests	56		Intimidation		2	0	0	0
Juvenile Arrests	1		Human Trafficking, Commercial Sex Acts		0	0	0	0
Unknown Age	0		Human Trafficking, Involuntary Servitude		0	0	0	0
Arrests per 100,000 population	1,678.4		Crimes Against Property					
Average number offenses/incident	1.03		Arson		0	0	0	0
			Bribery		0	0	0	0
			Burglary/Breaking & Entering		2	0	0	0
			Counterfeiting/Forgery		0	0	0	0
			Destruction/Damage/Vandalism of Property		3	1	1	0
			Embezzlement		0	0	0	0
			Extortion/Blackmail		0	0	0	0
Group B Arrests								
Offense	Adult	Juvenile	False Pretenses/Swindle/Confidence Game		5	3	2	0
Bad Checks	0	0	Credit Card/Automated Teller Machine Fraud		0	0	0	0
Curfew/Loitering/Vagrancy Violations	0	0	Impersonation		0	0	0	0
Disorderly Conduct	0	0	Welfare Fraud		0	0	0	0
Driving Under the Influence	5	0	Wire Fraud		0	0	0	0
Drunkenness	0	0	Identity Theft		0	0	0	0
Family Offenses (Nonviolent)	0	0	Hacking/Computer Invasion		0	0	0	0
Liquor Law Violations	0	0	Robbery		0	0	0	0
Peeping Tom	0	0	Pocket-picking		0	0	0	0
Trespass of Real Property	0	0	Purse-snatching		0	0	0	0
All Other Offenses	37	0	Shoplifting		0	0	0	0
Total Group B	42	0	Theft From Building		1	1	1	0
			Theft From Coin Operated Machine or Device		0	0	0	0
			Theft From Motor Vehicle		0	0	0	0
			Theft of Motor Vehicle Parts/Accessories		0	0	0	0
			All Other Larceny		8	3	1	1
			Motor Vehicle Theft		1	1	1	0
			Stolen Property Offenses		0	0	0	0
			Crimes Against Society					
			Drug/Narcotic Violations		1	1	1	0
			Drug Equipment Violations		0	0	0	0
			Betting/Wagering		0	0	0	0
			Operating/Promoting/Assisting Gambling		0	0	0	0
			Gambling Equipment Violations		0	0	0	0
			Sports Tampering		0	0	0	0
			Pornography/Obscene Material		0	0	0	0
			Prostitution		0	0	0	0
			Assisting or Promoting Prostitution		0	0	0	0
			Purchasing Prostitution		0	0	0	0
			Weapon Law Violations		1	1	0	0
			Animal Cruelty		0	0	0	0
			Total Group A Offenses		36	19	14	1

(\*) Offenses are counted using the FBI Units of Count for Crime

(\*\*) The 'Arrests' column shows arrests made for incidents during the selected period, regardless of arrest date. Arrest counts for the same period may change over time.

This report is valid as of August 22, 2024 and is subject to change

# Cumberland PD - ME0031000 - NIBRS Agency Crime Overview - 2023

2023 Population Estimate			8,664	Offenses (*)		Arrests (**)		
				Reported	Cleared	Adult	Juvenile	
Offense Overview			Crimes Against Persons					
Offense Total	54		Murder and Nonnegligent Manslaughter	0	0	0	0	
Number Cleared	7		Negligent Manslaughter	0	0	0	0	
Percent Cleared	12.96 %		Kidnapping/Abduction	0	0	0	0	
Group A Crimes per 100,000 population	623.3		Rape	1	1	0	0	
			Sodomy	0	0	0	0	
			Sexual Assault With An Object	0	0	0	0	
			Fondling	0	0	0	0	
			Incest	0	0	0	0	
Arrest Overview				0	0	0	0	
Total Arrests	26		Statutory Rape	0	0	0	0	
Adult Arrests	26		Aggravated Assault	1	1	1	0	
Juvenile Arrests	0		Simple Assault	3	2	1	0	
Unknown Age	0		Intimidation	2	0	0	0	
Arrests per 100,000 population	300.1		Human Trafficking, Commercial Sex Acts	0	0	0	0	
			Human Trafficking, Involuntary Servitude	0	0	0	0	
Average number offenses/incident	1.10	Crimes Against Property						
			Arson	0	0	0	0	
			Bribery	0	0	0	0	
			Burglary/Breaking & Entering	5	0	0	0	
			Counterfeiting/Forgery	1	0	0	0	
Group B Arrests								
Offense	Adult	Juvenile	Destruction/Damage/Vandalism of Property	10	2	2	0	
Bad Checks	0	0	Embezzlement	0	0	0	0	
Curfew/Loitering/Vagrancy Violations	0	0	Extortion/Blackmail	0	0	0	0	
Disorderly Conduct	1	0	False Pretenses/Swindle/Confidence Game	2	0	0	0	
Driving Under the Influence	14	0	Credit Card/Automated Teller Machine Fraud	3	0	0	0	
Drunkenness	0	0	Impersonation	6	0	0	0	
Family Offenses (Nonviolent)	0	0	Welfare Fraud	0	0	0	0	
Liquor Law Violations	0	0	Wire Fraud	0	0	0	0	
Peeping Tom	0	0	Identity Theft	0	0	0	0	
Trespass of Real Property	0	0	Hacking/Computer Invasion	0	0	0	0	
All Other Offenses	7	0	Robbery	0	0	0	0	
Total Group B	22	0	Pocket-picking	0	0	0	0	
			Purse-snatching	0	0	0	0	
			Shoplifting	0	0	0	0	
			Theft From Building	1	0	0	0	
			Theft From Coin Operated Machine or Device	0	0	0	0	
			Theft From Motor Vehicle	0	0	0	0	
			Theft of Motor Vehicle Parts/Accessories	0	0	0	0	
			All Other Larceny	14	0	0	0	
			Motor Vehicle Theft	3	1	0	0	
			Stolen Property Offenses	0	0	0	0	
			Crimes Against Society					
			Drug/Narcotic Violations	0	0	0	0	
			Drug Equipment Violations	1	0	0	0	
			Betting/Wagering	0	0	0	0	
			Operating/Promoting/Assisting Gambling	0	0	0	0	
			Gambling Equipment Violations	0	0	0	0	
			Sports Tampering	0	0	0	0	
			Pornography/Obscene Material	0	0	0	0	
			Prostitution	0	0	0	0	
			Assisting or Promoting Prostitution	0	0	0	0	
			Purchasing Prostitution	0	0	0	0	
			Weapon Law Violations	1	0	0	0	
			Animal Cruelty	0	0	0	0	
Total Group A Offenses				54	7	4	0	

(\*) Offenses are counted using the FBI Units of Count for Crime

(\*\*) The 'Arrests' column shows arrests made for incidents during the selected period, regardless of arrest date. Arrest counts for the same period may change over time.

This report is valid as of August 22, 2024 and is subject to change

Cumberland SO - ME0030000 - NIBRS Agency Crime Overview - 2023

2023 Population Estimate		55,292	Offenses (*)		Arrests (**)		
			Group A Offenses	Reported	Cleared	Adult	Juvenile
Offense Overview			Crimes Against Persons				
Offense Total		1,116	Murder and Nonnegligent Manslaughter	0	0	0	0
Number Cleared		421	Negligent Manslaughter	0	0	0	0
Percent Cleared		37.72 %	Kidnapping/Abduction	0	0	0	0
Group A Crimes per 100,000 population		2,018.4	Rape	13	8	2	0
			Sodomy	2	1	0	0
			Sexual Assault With An Object	3	1	0	0
			Fondling	29	21	3	1
			Incest	0	0	0	0
			Statutory Rape	2	0	0	0
Total Arrests		778	Aggravated Assault	20	17	9	0
Adult Arrests		716	Simple Assault	141	120	98	12
Juvenile Arrests		62	Intimidation	48	38	9	7
Unknown Age		0	Human Trafficking, Commercial Sex Acts	0	0	0	0
			Human Trafficking, Involuntary Servitude	0	0	0	0
Arrests per 100,000 population		1,407.1	Crimes Against Property				
			Arson	1	0	0	0
			Bribery	6	1	0	0
			Burglary/Breaking & Entering	63	7	7	1
			Counterfeiting/Forgery	24	6	6	1
			Destruction/Damage/Vandalism of Property	160	41	17	13
			Embezzlement	5	2	0	0
			Extortion/Blackmail	0	0	0	0
			False Pretenses/Swindle/Confidence Game	15	2	0	0
			Credit Card/Automated Teller Machine Fraud	14	0	0	0
			Impersonation	181	0	0	0
			Welfare Fraud	0	0	0	0
			Wire Fraud	4	0	0	0
			Identity Theft	0	0	0	0
			Hacking/Computer Invasion	0	0	0	0
			Robbery	0	0	0	0
			Pocket-picking	1	0	0	0
			Purse-snatching	0	0	0	0
			Shoplifting	43	27	4	0
			Theft From Building	2	0	0	0
			Theft From Coin Operated Machine or Device	0	0	0	0
			Theft From Motor Vehicle	42	6	0	0
			Theft of Motor Vehicle Parts/Accessories	31	2	0	0
			All Other Larceny	150	40	39	1
			Motor Vehicle Theft	28	10	1	1
			Stolen Property Offenses	0	0	0	0
			Crimes Against Society				
			Drug/Narcotic Violations	80	63	53	4
			Drug Equipment Violations	0	0	0	0
			Betting/Wagering	0	0	0	0
			Operating/Promoting/Assisting Gambling	0	0	0	0
			Gambling Equipment Violations	0	0	0	0
			Sports Tampering	0	0	0	0
			Pornography/Obscene Material	2	2	1	0
			Prostitution	0	0	0	0
			Assisting or Promoting Prostitution	0	0	0	0
			Purchasing Prostitution	0	0	0	0
			Weapon Law Violations	6	6	3	1
			Animal Cruelty	0	0	0	0
			Total Group A Offenses	1,116	421	252	42
Group B Arrests							
Offense	Adult	Juvenile					
Bad Checks	0	0					
Curfew/Loitering/Vagrancy Violations	0	0					
Disorderly Conduct	24	11					
Driving Under the Influence	157	1					
Drunkenness	0	0					
Family Offenses (Nonviolent)	2	0					
Liquor Law Violations	5	3					
Peeping Tom	0	0					
Trespass of Real Property	13	1					
All Other Offenses	263	4					
Total Group B	464	20					

(\*) Offenses are counted using the FBI Units of Count for Crime

(\*\*) The 'Arrests' column shows arrests made for incidents during the selected period, regardless of arrest date. Arrest counts for the same period may change over time.

This report is valid as of August 22, 2024 and is subject to change

# Damariscotta PD - ME0080200 - NIBRS Agency Crime Overview - 2023

2023 Population Estimate		2,304	Offenses (*)		Arrests (**)	
Offense Overview			Reported	Cleared	Adult	Juvenile
Group A Offenses						
Crimes Against Persons						
Offense Total	39	Murder and Nonnegligent Manslaughter	0	0	0	0
Number Cleared	21	Negligent Manslaughter	0	0	0	0
Percent Cleared	53.85 %	Kidnapping/Abduction	0	0	0	0
Group A Crimes per 100,000 population	1,692.7	Rape	0	0	0	0
		Sodomy	1	0	0	0
		Sexual Assault With An Object	0	0	0	0
		Fondling	0	0	0	0
		Incest	0	0	0	0
		Statutory Rape	1	0	0	0
Total Arrests	97	Aggravated Assault	0	0	0	0
Adult Arrests	92	Simple Assault	6	5	5	0
Juvenile Arrests	5	Intimidation	4	1	1	0
Unknown Age	0	Human Trafficking, Commercial Sex Acts	0	0	0	0
Arrests per 100,000 population	4,210.1	Human Trafficking, Involuntary Servitude	0	0	0	0
		Crimes Against Property				
		Arson	0	0	0	0
		Bribery	0	0	0	0
		Burglary/Breaking & Entering	0	0	0	0
		Counterfeiting/Forgery	0	0	0	0
		Destruction/Damage/Vandalism of Property	5	4	2	0
		Embezzlement	0	0	0	0
		Extortion/Blackmail	0	0	0	0
		False Pretenses/Swindle/Confidence Game	1	0	0	0
		Credit Card/Automated Teller Machine Fraud	0	0	0	0
		Impersonation	0	0	0	0
		Welfare Fraud	0	0	0	0
		Wire Fraud	0	0	0	0
		Identity Theft	0	0	0	0
		Hacking/Computer Invasion	0	0	0	0
		Robbery	0	0	0	0
		Pocket-picking	0	0	0	0
		Purse-snatching	0	0	0	0
		Shoplifting	0	0	0	0
		Theft From Building	0	0	0	0
		Theft From Coin Operated Machine or Device	0	0	0	0
		Theft From Motor Vehicle	0	0	0	0
		Theft of Motor Vehicle Parts/Accessories	0	0	0	0
		All Other Larceny	17	8	10	1
		Motor Vehicle Theft	3	2	2	0
		Stolen Property Offenses	0	0	0	0
Group B Arrests						
Offense	Adult	Juvenile				
Bad Checks	0	0				
Curfew/Loitering/Vagrancy Violations	0	0				
Disorderly Conduct	0	0				
Driving Under the Influence	13	0				
Drunkenness	0	0				
Family Offenses (Nonviolent)	0	0				
Liquor Law Violations	0	1				
Peeping Tom	0	0				
Trespass of Real Property	0	0				
All Other Offenses	58	3				
Total Group B	71	4				
Crimes Against Society						
		Drug/Narcotic Violations	0	0	0	0
		Drug Equipment Violations	0	0	0	0
		Betting/Wagering	0	0	0	0
		Operating/Promoting/Assisting Gambling	0	0	0	0
		Gambling Equipment Violations	0	0	0	0
		Sports Tampering	0	0	0	0
		Pornography/Obscene Material	0	0	0	0
		Prostitution	0	0	0	0
		Assisting or Promoting Prostitution	0	0	0	0
		Purchasing Prostitution	0	0	0	0
		Weapon Law Violations	1	1	1	0
		Animal Cruelty	0	0	0	0
		Total Group A Offenses	39	21	21	1

(\*) Offenses are counted using the FBI Units of Count for Crime

(\*\*) The 'Arrests' column shows arrests made for incidents during the selected period, regardless of arrest date. Arrest counts for the same period may change over time.

This report is valid as of August 22, 2024 and is subject to change

Dexter PD - ME0100300 - NIBRS Agency Crime Overview - 2023

2023 Population Estimate		3,822		Offenses (*)		Arrests (**)	
Offense Overview		Group A Offenses		Reported	Cleared	Adult	Juvenile
		Crimes Against Persons					
Offense Total	100	Murder and Nonnegligent Manslaughter		0	0	0	0
Number Cleared	36	Negligent Manslaughter		0	0	0	0
Percent Cleared	36.00 %	Kidnapping/Abduction		0	0	0	0
Group A Crimes per 100,000 population	2,616.4	Rape		0	0	0	0
		Sodomy		0	0	0	0
		Sexual Assault With An Object		1	0	0	0
		Fondling		0	0	0	0
		Incest		0	0	0	0
		Statutory Rape		0	0	0	0
Total Arrests	42	Aggravated Assault		0	0	0	0
Adult Arrests	38	Simple Assault		8	6	4	3
Juvenile Arrests	4	Intimidation		28	5	3	0
Unknown Age	0	Human Trafficking, Commercial Sex Acts		0	0	0	0
Arrests per 100,000 population	1,098.9	Human Trafficking, Involuntary Servitude		0	0	0	0
		Crimes Against Property					
		Arson		0	0	0	0
		Bribery		0	0	0	0
		Burglary/Breaking & Entering		6	2	2	0
		Counterfeiting/Forgery		0	0	0	0
		Destruction/Damage/Vandalism of Property		5	2	3	0
		Embezzlement		0	0	0	0
		Extortion/Blackmail		0	0	0	0
		False Pretenses/Swindle/Confidence Game		7	0	0	0
		Credit Card/Automated Teller Machine Fraud		0	0	0	0
		Impersonation		0	0	0	0
		Welfare Fraud		0	0	0	0
		Wire Fraud		0	0	0	0
		Identity Theft		0	0	0	0
		Hacking/Computer Invasion		0	0	0	0
		Robbery		0	0	0	0
		Pocket-picking		0	0	0	0
		Purse-snatching		0	0	0	0
		Shoplifting		19	10	0	0
		Theft From Building		0	0	0	0
		Theft From Coin Operated Machine or Device		0	0	0	0
		Theft From Motor Vehicle		1	0	0	0
		Theft of Motor Vehicle Parts/Accessories		0	0	0	0
		All Other Larceny		18	5	14	1
		Motor Vehicle Theft		1	1	0	0
		Stolen Property Offenses		0	0	0	0
		Crimes Against Society					
		Drug/Narcotic Violations		6	5	4	0
		Drug Equipment Violations		0	0	0	0
		Betting/Wagering		0	0	0	0
		Operating/Promoting/Assisting Gambling		0	0	0	0
		Gambling Equipment Violations		0	0	0	0
		Sports Tampering		0	0	0	0
		Pornography/Obscene Material		0	0	0	0
		Prostitution		0	0	0	0
		Assisting or Promoting Prostitution		0	0	0	0
		Purchasing Prostitution		0	0	0	0
		Weapon Law Violations		0	0	0	0
		Animal Cruelty		0	0	0	0
		Total Group A Offenses		100	36	30	4
Group B Arrests							
Offense	Adult	Juvenile					
Bad Checks	0	0					
Curfew/Loitering/Vagrancy Violations	0	0					
Disorderly Conduct	1	0					
Driving Under the Influence	3	0					
Drunkenness	0	0					
Family Offenses (Nonviolent)	0	0					
Liquor Law Violations	0	0					
Peeping Tom	0	0					
Trespass of Real Property	0	0					
All Other Offenses	4	0					
Total Group B	8	0					

(\*) Offenses are counted using the FBI Units of Count for Crime

(\*\*) The 'Arrests' column shows arrests made for incidents during the selected period, regardless of arrest date. Arrest counts for the same period may change over time.

This report is valid as of August 22, 2024 and is subject to change

# Dover-Foxcroft PD - ME0110100 - NIBRS Agency Crime Overview - 2023

2023 Population Estimate		4,628	Offenses (*)		Arrests (**)	
Offense Overview			Reported	Cleared	Adult	Juvenile
Group A Offenses						
Crimes Against Persons						
Offense Total	132	Murder and Nonnegligent Manslaughter	0	0	0	0
Number Cleared	34	Negligent Manslaughter	0	0	0	0
Percent Cleared	25.76 %	Kidnapping/Abduction	0	0	0	0
Group A Crimes per 100,000 population	2,852.2	Rape	0	0	0	0
		Sodomy	0	0	0	0
		Sexual Assault With An Object	0	0	0	0
		Fondling	2	0	0	0
		Incest	0	0	0	0
		Statutory Rape	0	0	0	0
Total Arrests	38	Aggravated Assault	1	1	1	0
Adult Arrests	38	Simple Assault	25	17	8	0
Juvenile Arrests	0	Intimidation	54	3	2	0
Unknown Age	0	Human Trafficking, Commercial Sex Acts	0	0	0	0
Arrests per 100,000 population	821.1	Human Trafficking, Involuntary Servitude	0	0	0	0
		Crimes Against Property				
		Arson	0	0	0	0
		Bribery	0	0	0	0
		Burglary/Breaking & Entering	4	1	1	0
		Counterfeiting/Forgery	0	0	0	0
		Destruction/Damage/Vandalism of Property	13	4	1	0
		Embezzlement	0	0	0	0
		Extortion/Blackmail	0	0	0	0
		False Pretenses/Swindle/Confidence Game	3	0	0	0
		Credit Card/Automated Teller Machine Fraud	0	0	0	0
		Impersonation	2	0	0	0
		Welfare Fraud	0	0	0	0
		Wire Fraud	0	0	0	0
		Identity Theft	0	0	0	0
		Hacking/Computer Invasion	0	0	0	0
		Robbery	2	1	1	0
		Pocket-picking	0	0	0	0
		Purse-snatching	0	0	0	0
		Shoplifting	2	0	0	0
		Theft From Building	2	0	0	0
		Theft From Coin Operated Machine or Device	0	0	0	0
		Theft From Motor Vehicle	0	0	0	0
		Theft of Motor Vehicle Parts/Accessories	2	0	0	0
		All Other Larceny	12	3	2	0
		Motor Vehicle Theft	3	0	0	0
		Stolen Property Offenses	0	0	0	0
Group B Arrests						
Offense	Adult	Juvenile				
Bad Checks	0	0				
Curfew/Loitering/Vagrancy Violations	0	0				
Disorderly Conduct	0	0				
Driving Under the Influence	8	0				
Drunkenness	0	0				
Family Offenses (Nonviolent)	0	0				
Liquor Law Violations	0	0				
Peeping Tom	0	0				
Trespass of Real Property	2	0				
All Other Offenses	8	0				
Total Group B	18	0				
Crimes Against Society						
		Drug/Narcotic Violations	5	4	4	0
		Drug Equipment Violations	0	0	0	0
		Betting/Wagering	0	0	0	0
		Operating/Promoting/Assisting Gambling	0	0	0	0
		Gambling Equipment Violations	0	0	0	0
		Sports Tampering	0	0	0	0
		Pornography/Obscene Material	0	0	0	0
		Prostitution	0	0	0	0
		Assisting or Promoting Prostitution	0	0	0	0
		Purchasing Prostitution	0	0	0	0
		Weapon Law Violations	0	0	0	0
		Animal Cruelty	0	0	0	0
Total Group A Offenses			132	34	20	0

(\*) Offenses are counted using the FBI Units of Count for Crime

(\*\*) The 'Arrests' column shows arrests made for incidents during the selected period, regardless of arrest date. Arrest counts for the same period may change over time.

This report is valid as of August 22, 2024 and is subject to change

# East Millinocket PD - ME0101000 - NIBRS Agency Crime Overview - 2023

2023 Population Estimate			6,886	Offenses (*)		Arrests (**)			
Offense Overview				Reported	Cleared	Adult	Juvenile		
			Group A Offenses						
			Crimes Against Persons						
Offense Total	233		Murder and Nonnegligent Manslaughter	0	0	0	0		
Number Cleared	179		Negligent Manslaughter	0	0	0	0		
Percent Cleared	76.82 %		Kidnapping/Abduction	0	0	0	0		
Group A Crimes per 100,000 population	3,383.7		Rape	1	1	1	0		
			Sodomy	0	0	0	0		
			Sexual Assault With An Object	0	0	0	0		
			Fondling	1	1	1	0		
			Incest	0	0	0	0		
			Statutory Rape	0	0	0	0		
Arrest Overview			Aggravated Assault	2	2	4	1		
		Total Arrests	289	Simple Assault	47	47	28	8	
		Adult Arrests	257	Intimidation	15	15	5	1	
Juvenile Arrests	32	Human Trafficking, Commercial Sex Acts	0	0	0	0			
Unknown Age	0	Human Trafficking, Involuntary Servitude	0	0	0	0			
Arrests per 100,000 population	4,196.9		Crimes Against Property						
Average number offenses/incident	1.21		Arson	0	0	0	0		
			Bribery	0	0	0	0		
			Burglary/Breaking & Entering	6	3	2	0		
			Counterfeiting/Forgery	0	0	0	0		
Group B Arrests					Destruction/Damage/Vandalism of Property	29	14	4	4
Offense	Adult	Juvenile	Embezzlement	0	0	0	0		
Bad Checks	2	0	Extortion/Blackmail	0	0	0	0		
Curfew/Loitering/Vagrancy Violations	0	0	False Pretenses/Swindle/Confidence Game	0	0	0	0		
Disorderly Conduct	9	3	Credit Card/Automated Teller Machine Fraud	0	0	0	0		
Driving Under the Influence	40	2	Impersonation	0	0	0	0		
Drunkenness	0	0	Welfare Fraud	2	2	2	0		
Family Offenses (Nonviolent)	1	1	Wire Fraud	0	0	0	0		
Liquor Law Violations	7	3	Identity Theft	0	0	0	0		
Peeping Tom	0	0	Hacking/Computer Invasion	0	0	0	0		
Trespass of Real Property	9	8	Robbery	0	0	0	0		
All Other Offenses	58	0	Pocket-picking	0	0	0	0		
Total Group B	126	17	Purse-snatching	0	0	0	0		
			Shoplifting	13	12	0	0		
			Theft From Building	1	0	0	0		
			Theft From Coin Operated Machine or Device	0	0	0	0		
			Theft From Motor Vehicle	10	1	0	1		
			Theft of Motor Vehicle Parts/Accessories	2	0	0	0		
			All Other Larceny	21	4	25	0		
			Motor Vehicle Theft	16	10	3	0		
			Stolen Property Offenses	0	0	0	0		
			Crimes Against Society						
			Drug/Narcotic Violations	57	57	53	0		
			Drug Equipment Violations	0	0	0	0		
			Betting/Wagering	0	0	0	0		
			Operating/Promoting/Assisting Gambling	0	0	0	0		
			Gambling Equipment Violations	0	0	0	0		
			Sports Tampering	0	0	0	0		
			Pornography/Obscene Material	1	1	1	0		
			Prostitution	0	0	0	0		
			Assisting or Promoting Prostitution	0	0	0	0		
			Purchasing Prostitution	0	0	0	0		
			Weapon Law Violations	7	7	2	0		
			Animal Cruelty	2	2	0	0		
Total Group A Offenses				233	179	131	15		

(\*) Offenses are counted using the FBI Units of Count for Crime

(\*\*) The 'Arrests' column shows arrests made for incidents during the selected period, regardless of arrest date. Arrest counts for the same period may change over time.

This report is valid as of August 22, 2024 and is subject to change



# Eastport PD - ME0150200 - NIBRS Agency Crime Overview - 2023

2023 Population Estimate		1,307	Offenses (*)		Arrests (**)	
Offense Overview			Reported	Cleared	Adult	Juvenile
Group A Offenses						
Crimes Against Persons						
Offense Total	7	Murder and Nonnegligent Manslaughter	0	0	0	0
Number Cleared	5	Negligent Manslaughter	0	0	0	0
Percent Cleared	71.43 %	Kidnapping/Abduction	0	0	0	0
Group A Crimes per 100,000 population	535.6	Rape	0	0	0	0
		Sodomy	0	0	0	0
		Sexual Assault With An Object	0	0	0	0
		Fondling	0	0	0	0
		Incest	0	0	0	0
		Statutory Rape	0	0	0	0
Total Arrests	5	Aggravated Assault	1	1	1	0
Adult Arrests	5	Simple Assault	4	4	4	0
Juvenile Arrests	0	Intimidation	1	0	0	0
Unknown Age	0	Human Trafficking, Commercial Sex Acts	0	0	0	0
Arrests per 100,000 population	382.6	Human Trafficking, Involuntary Servitude	0	0	0	0
		Crimes Against Property				
		Arson	0	0	0	0
		Bribery	0	0	0	0
		Burglary/Breaking & Entering	0	0	0	0
		Counterfeiting/Forgery	0	0	0	0
		Destruction/Damage/Vandalism of Property	0	0	0	0
		Embezzlement	0	0	0	0
		Extortion/Blackmail	0	0	0	0
		False Pretenses/Swindle/Confidence Game	0	0	0	0
		Credit Card/Automated Teller Machine Fraud	0	0	0	0
		Impersonation	0	0	0	0
		Welfare Fraud	0	0	0	0
		Wire Fraud	0	0	0	0
		Identity Theft	0	0	0	0
		Hacking/Computer Invasion	0	0	0	0
		Robbery	0	0	0	0
		Pocket-picking	0	0	0	0
		Purse-snatching	0	0	0	0
		Shoplifting	0	0	0	0
		Theft From Building	0	0	0	0
		Theft From Coin Operated Machine or Device	0	0	0	0
		Theft From Motor Vehicle	0	0	0	0
		Theft of Motor Vehicle Parts/Accessories	0	0	0	0
		All Other Larceny	1	0	0	0
		Motor Vehicle Theft	0	0	0	0
		Stolen Property Offenses	0	0	0	0
Group B Arrests						
Offense	Adult	Juvenile				
Bad Checks	0	0				
Curfew/Loitering/Vagrancy Violations	0	0				
Disorderly Conduct	0	0				
Driving Under the Influence	0	0				
Drunkenness	0	0				
Family Offenses (Nonviolent)	0	0				
Liquor Law Violations	0	0				
Peeping Tom	0	0				
Trespass of Real Property	0	0				
All Other Offenses	0	0				
Total Group B	0	0				
			Crimes Against Society			
			Drug/Narcotic Violations	0	0	0
			Drug Equipment Violations	0	0	0
			Betting/Wagering	0	0	0
			Operating/Promoting/Assisting Gambling	0	0	0
			Gambling Equipment Violations	0	0	0
			Sports Tampering	0	0	0
			Pornography/Obscene Material	0	0	0
			Prostitution	0	0	0
			Assisting or Promoting Prostitution	0	0	0
			Purchasing Prostitution	0	0	0
			Weapon Law Violations	0	0	0
			Animal Cruelty	0	0	0
			Total Group A Offenses	7	5	5
				0		0

(\*) Offenses are counted using the FBI Units of Count for Crime

(\*\*) The 'Arrests' column shows arrests made for incidents during the selected period, regardless of arrest date. Arrest counts for the same period may change over time.

This report is valid as of August 22, 2024 and is subject to change

# Eliot PD - ME0160700 - NIBRS Agency Crime Overview - 2023

2023 Population Estimate		7,369		Offenses (*)		Arrests (**)	
Offense Overview		Group A Offenses		Reported	Cleared	Adult	Juvenile
		Crimes Against Persons					
Offense Total	53	Murder and Nonnegligent Manslaughter		0	0	0	0
Number Cleared	24	Negligent Manslaughter		0	0	0	0
Percent Cleared	45.28 %	Kidnapping/Abduction		0	0	0	0
Group A Crimes per 100,000 population	719.2	Rape		0	0	0	0
		Sodomy		0	0	0	0
		Sexual Assault With An Object		0	0	0	0
		Fondling		1	0	0	0
		Incest		0	0	0	0
		Statutory Rape		0	0	0	0
Total Arrests	49	Aggravated Assault		0	0	0	0
Adult Arrests	46	Simple Assault		13	11	10	0
Juvenile Arrests	3	Intimidation		5	4	3	0
Unknown Age	0	Human Trafficking, Commercial Sex Acts		0	0	0	0
Arrests per 100,000 population	664.9	Human Trafficking, Involuntary Servitude		0	0	0	0
		Crimes Against Property					
		Arson		1	1	0	0
		Bribery		0	0	0	0
		Burglary/Breaking & Entering		0	0	0	0
		Counterfeiting/Forgery		1	0	0	0
		Destruction/Damage/Vandalism of Property		10	5	1	2
		Embezzlement		0	0	0	0
		Extortion/Blackmail		0	0	0	0
		False Pretenses/Swindle/Confidence Game		4	0	0	0
		Credit Card/Automated Teller Machine Fraud		1	0	0	0
		Impersonation		0	0	0	0
		Welfare Fraud		0	0	0	0
		Wire Fraud		3	0	0	0
		Identity Theft		0	0	0	0
		Hacking/Computer Invasion		0	0	0	0
		Robbery		0	0	0	0
		Pocket-picking		0	0	0	0
		Purse-snatching		0	0	0	0
		Shoplifting		0	0	0	0
		Theft From Building		2	0	0	0
		Theft From Coin Operated Machine or Device		0	0	0	0
		Theft From Motor Vehicle		1	1	0	0
		Theft of Motor Vehicle Parts/Accessories		0	0	0	0
		All Other Larceny		10	1	2	0
		Motor Vehicle Theft		0	0	0	0
		Stolen Property Offenses		0	0	0	0
Group B Arrests		Crimes Against Society					
Offense	Adult	Juvenile					
Bad Checks	0	0	Drug/Narcotic Violations	0	0	0	0
Curfew/Loitering/Vagrancy Violations	0	0	Drug Equipment Violations	0	0	0	0
Disorderly Conduct	0	0	Betting/Wagering	0	0	0	0
Driving Under the Influence	4	0	Operating/Promoting/Assisting Gambling	0	0	0	0
Drunkenness	0	0	Gambling Equipment Violations	0	0	0	0
Family Offenses (Nonviolent)	0	0	Sports Tampering	0	0	0	0
Liquor Law Violations	0	0	Pornography/Obscene Material	0	0	0	0
Peeping Tom	0	0	Prostitution	0	0	0	0
Trespass of Real Property	7	0	Assisting or Promoting Prostitution	0	0	0	0
All Other Offenses	19	0	Purchasing Prostitution	0	0	0	0
Total Group B	30	0	Weapon Law Violations	1	1	0	1
			Animal Cruelty	0	0	0	0
			Total Group A Offenses	53	24	16	3

(\*) Offenses are counted using the FBI Units of Count for Crime

(\*\*) The 'Arrests' column shows arrests made for incidents during the selected period, regardless of arrest date. Arrest counts for the same period may change over time.

This report is valid as of August 22, 2024 and is subject to change

# Ellsworth PD - ME0050200 - NIBRS Agency Crime Overview - 2023

2023 Population Estimate		8,896	Offenses (*)		Arrests (**)			
			Reported	Cleared	Adult	Juvenile		
Offense Overview			Crimes Against Persons					
Offense Total	635	Murder and Nonnegligent Manslaughter	0	0	1	0		
Number Cleared	341	Negligent Manslaughter	0	0	0	0		
Percent Cleared	53.70 %	Kidnapping/Abduction	0	0	0	0		
Group A Crimes per 100,000 population	7,138.0	Rape	8	3	1	0		
		Sodomy	1	0	0	0		
		Sexual Assault With An Object	0	0	0	0		
		Fondling	6	3	1	1		
		Incest	0	0	0	0		
		Statutory Rape	0	0	0	0		
		Aggravated Assault	7	6	5	0		
Total Arrests	350	Simple Assault	79	51	29	10		
Adult Arrests	321	Intimidation	153	66	13	1		
Juvenile Arrests	29	Human Trafficking, Commercial Sex Acts	0	0	0	0		
Unknown Age	0	Human Trafficking, Involuntary Servitude	0	0	0	0		
Arrests per 100,000 population	3,934.4	Crimes Against Property						
Average number offenses/incident	1.11	Arson	0	0	0	0		
		Bribery	0	0	0	0		
		Burglary/Breaking & Entering	11	5	6	0		
		Counterfeiting/Forgery	15	3	1	0		
Group B Arrests				Destruction/Damage/Vandalism of Property	48	24	8	1
Offense	Adult	Juvenile	Embezzlement	5	5	1	0	
Bad Checks	0	0	Extortion/Blackmail	0	0	0	0	
Curfew/Loitering/Vagrancy Violations	0	0	False Pretenses/Swindle/Confidence Game	11	3	3	0	
Disorderly Conduct	7	2	Credit Card/Automated Teller Machine Fraud	7	3	1	0	
Driving Under the Influence	32	1	Impersonation	30	3	1	0	
Drunkenness	0	0	Welfare Fraud	0	0	0	0	
Family Offenses (Nonviolent)	1	0	Wire Fraud	2	0	0	0	
Liquor Law Violations	9	4	Identity Theft	0	0	0	0	
Peeping Tom	0	0	Hacking/Computer Invasion	0	0	0	0	
Trespass of Real Property	12	2	Robbery	4	2	2	0	
All Other Offenses	31	0	Pocket-picking	0	0	0	0	
Total Group B	92	9	Purse-snatching	0	0	0	0	
			Shoplifting	120	104	88	1	
			Theft From Building	11	2	1	0	
			Theft From Coin Operated Machine or Device	0	0	0	0	
			Theft From Motor Vehicle	6	0	0	0	
			Theft of Motor Vehicle Parts/Accessories	3	1	0	0	
			All Other Larceny	58	17	38	1	
			Motor Vehicle Theft	5	1	1	0	
			Stolen Property Offenses	0	0	0	0	
			Crimes Against Society					
			Drug/Narcotic Violations	33	32	25	5	
			Drug Equipment Violations	2	1	0	0	
			Betting/Wagering	0	0	0	0	
			Operating/Promoting/Assisting Gambling	0	0	0	0	
			Gambling Equipment Violations	0	0	0	0	
			Sports Tampering	0	0	0	0	
			Pornography/Obscene Material	4	1	0	0	
			Prostitution	0	0	0	0	
			Assisting or Promoting Prostitution	1	0	0	0	
			Purchasing Prostitution	0	0	0	0	
			Weapon Law Violations	5	5	3	0	
			Animal Cruelty	0	0	0	0	
			Total Group A Offenses	635	341	229	20	

(\*) Offenses are counted using the FBI Units of Count for Crime

(\*\*) The 'Arrests' column shows arrests made for incidents during the selected period, regardless of arrest date. Arrest counts for the same period may change over time.

This report is valid as of August 22, 2024 and is subject to change

# Fairfield PD - ME0130100 - NIBRS Agency Crime Overview - 2023

2023 Population Estimate			6,561	Offenses (*)		Arrests (**)	
Offense Overview				Reported	Cleared	Adult	Juvenile
Group A Offenses							
Crimes Against Persons							
Offense Total	260		Murder and Nonnegligent Manslaughter	1	1	1	0
Number Cleared	88		Negligent Manslaughter	0	0	0	0
Percent Cleared	33.85 %		Kidnapping/Abduction	0	0	0	0
Group A Crimes per 100,000 population	3,962.8		Rape	7	0	0	0
			Sodomy	0	0	0	0
			Sexual Assault With An Object	0	0	0	0
			Fondling	0	0	0	0
			Incest	0	0	0	0
			Statutory Rape	0	0	0	0
Total Arrests	179		Aggravated Assault	3	3	3	1
Adult Arrests	155		Simple Assault	63	38	18	12
Juvenile Arrests	24		Intimidation	16	4	3	0
Unknown Age	0		Human Trafficking, Commercial Sex Acts	0	0	0	0
			Human Trafficking, Involuntary Servitude	0	0	0	0
Arrests per 100,000 population	2,728.2		Crimes Against Property				
Average number offenses/incident	1.09		Arson	0	0	0	0
			Bribery	0	0	0	0
			Burglary/Breaking & Entering	15	0	0	0
			Counterfeiting/Forgery	1	1	0	0
			Destruction/Damage/Vandalism of Property	45	10	5	2
			Embezzlement	0	0	0	0
Group B Arrests							
Offense	Adult	Juvenile	Extortion/Blackmail	0	0	0	0
Bad Checks	0	0	False Pretenses/Swindle/Confidence Game	10	1	1	0
Curfew/Loitering/Vagrancy Violations	0	0	Credit Card/Automated Teller Machine Fraud	2	0	0	0
Disorderly Conduct	5	2	Impersonation	0	0	0	0
Driving Under the Influence	29	0	Welfare Fraud	0	0	0	0
Drunkenness	0	0	Wire Fraud	0	0	0	0
Family Offenses (Nonviolent)	1	0	Identity Theft	0	0	0	0
Liquor Law Violations	0	0	Hacking/Computer Invasion	0	0	0	0
Peeping Tom	0	0	Robbery	1	1	1	0
Trespass of Real Property	3	1	Pocket-picking	0	0	0	0
All Other Offenses	68	1	Purse-snatching	0	0	0	0
Total Group B	106	4	Shoplifting	0	0	0	0
			Theft From Building	0	0	0	0
			Theft From Coin Operated Machine or Device	0	0	0	0
			Theft From Motor Vehicle	1	0	0	0
			Theft of Motor Vehicle Parts/Accessories	0	0	0	0
			All Other Larceny	69	11	5	5
			Motor Vehicle Theft	9	5	5	0
			Stolen Property Offenses	0	0	0	0
Crimes Against Society							
			Drug/Narcotic Violations	15	13	7	0
			Drug Equipment Violations	0	0	0	0
			Betting/Wagering	0	0	0	0
			Operating/Promoting/Assisting Gambling	0	0	0	0
			Gambling Equipment Violations	0	0	0	0
			Sports Tampering	0	0	0	0
			Pornography/Obscene Material	1	0	0	0
			Prostitution	0	0	0	0
			Assisting or Promoting Prostitution	0	0	0	0
			Purchasing Prostitution	0	0	0	0
			Weapon Law Violations	1	0	0	0
			Animal Cruelty	0	0	0	0
Total Group A Offenses				260	88	49	20

(\*) Offenses are counted using the FBI Units of Count for Crime

(\*\*) The 'Arrests' column shows arrests made for incidents during the selected period, regardless of arrest date. Arrest counts for the same period may change over time.

This report is valid as of August 22, 2024 and is subject to change

# Falmouth PD - ME0030300 - NIBRS Agency Crime Overview - 2023

2023 Population Estimate		13,057		Offenses (*)		Arrests (**)	
Offense Overview		Group A Offenses		Reported	Cleared	Adult	Juvenile
		Crimes Against Persons					
Offense Total	221	Murder and Nonnegligent Manslaughter		0	0	0	0
Number Cleared	103	Negligent Manslaughter		0	0	0	0
Percent Cleared	46.61 %	Kidnapping/Abduction		0	0	0	0
Group A Crimes per 100,000 population	1,692.6	Rape		0	0	0	0
		Sodomy		0	0	0	0
		Sexual Assault With An Object		0	0	0	0
		Fondling		0	0	0	0
		Incest		0	0	0	0
		Statutory Rape		0	0	0	0
Total Arrests	173	Aggravated Assault		2	1	1	0
Adult Arrests	163	Simple Assault		27	23	13	2
Juvenile Arrests	10	Intimidation		8	6	5	0
Unknown Age	0	Human Trafficking, Commercial Sex Acts		0	0	0	0
Arrests per 100,000 population	1,325.0	Human Trafficking, Involuntary Servitude		0	0	0	0
		Crimes Against Property					
		Arson		0	0	0	0
		Bribery		0	0	0	0
		Burglary/Breaking & Entering		8	1	1	0
		Counterfeiting/Forgery		14	8	3	0
		Destruction/Damage/Vandalism of Property		26	9	4	0
		Embezzlement		0	0	0	0
		Extortion/Blackmail		2	0	0	0
		False Pretenses/Swindle/Confidence Game		25	6	5	0
		Credit Card/Automated Teller Machine Fraud		15	3	0	0
		Impersonation		0	0	0	0
		Welfare Fraud		0	0	0	0
		Wire Fraud		2	0	0	0
		Identity Theft		0	0	0	0
		Hacking/Computer Invasion		0	0	0	0
		Robbery		2	2	2	0
		Pocket-picking		0	0	0	0
		Purse-snatching		0	0	0	0
		Shoplifting		12	10	10	0
		Theft From Building		0	0	0	0
		Theft From Coin Operated Machine or Device		0	0	0	0
		Theft From Motor Vehicle		19	2	2	0
		Theft of Motor Vehicle Parts/Accessories		0	0	0	0
		All Other Larceny		41	19	15	1
		Motor Vehicle Theft		7	3	1	0
		Stolen Property Offenses		0	0	0	0
Group B Arrests		Crimes Against Society					
Bad Checks	1	0	Drug/Narcotic Violations	10	9	4	4
Curfew/Loitering/Vagrancy Violations	0	0	Drug Equipment Violations	0	0	0	0
Disorderly Conduct	2	0	Betting/Wagering	0	0	0	0
Driving Under the Influence	44	0	Operating/Promoting/Assisting Gambling	1	1	1	0
Drunkenness	0	0	Gambling Equipment Violations	0	0	0	0
Family Offenses (Nonviolent)	0	0	Sports Tampering	0	0	0	0
Liquor Law Violations	2	2	Pornography/Obscene Material	0	0	0	0
Peeping Tom	0	0	Prostitution	0	0	0	0
Trespass of Real Property	6	0	Assisting or Promoting Prostitution	0	0	0	0
All Other Offenses	41	1	Purchasing Prostitution	0	0	0	0
Total Group B		Total Group A Offenses		221	103	67	7
			Animal Cruelty	0	0	0	0

(\*) Offenses are counted using the FBI Units of Count for Crime

(\*\*) The 'Arrests' column shows arrests made for incidents during the selected period, regardless of arrest date. Arrest counts for the same period may change over time.

This report is valid as of August 22, 2024 and is subject to change

Farmington PD - ME0040100 - NIBRS Agency Crime Overview - 2023

2023 Population Estimate		8,519		Offenses (*)		Arrests (**)	
Offense Overview		Group A Offenses		Reported	Cleared	Adult	Juvenile
		Crimes Against Persons					
Offense Total	302	Murder and Nonnegligent Manslaughter		2	0	0	0
Number Cleared	174	Negligent Manslaughter		0	0	0	0
Percent Cleared	57.62 %	Kidnapping/Abduction		0	0	0	0
Group A Crimes per 100,000 population	3,545.0	Rape		6	3	2	0
		Sodomy		0	0	0	0
		Sexual Assault With An Object		0	0	0	0
		Fondling		2	1	0	0
		Incest		0	0	0	0
		Statutory Rape		1	0	0	0
		Aggravated Assault		5	4	5	0
		Simple Assault		57	40	27	7
		Intimidation		35	24	11	3
		Human Trafficking, Commercial Sex Acts		0	0	0	0
		Human Trafficking, Involuntary Servitude		0	0	0	0
		Crimes Against Property					
		Arson		0	0	0	0
		Bribery		0	0	0	0
		Burglary/Breaking & Entering		6	5	3	4
		Counterfeiting/Forgery		4	3	3	1
		Destruction/Damage/Vandalism of Property		27	18	5	4
		Embezzlement		0	0	0	0
		Extortion/Blackmail		0	0	0	0
		False Pretenses/Swindle/Confidence Game		15	2	0	0
		Credit Card/Automated Teller Machine Fraud		4	0	0	0
		Impersonation		0	0	0	0
		Welfare Fraud		0	0	0	0
		Wire Fraud		0	0	0	0
		Identity Theft		0	0	0	0
		Hacking/Computer Invasion		0	0	0	0
		Robbery		1	0	0	0
		Pocket-picking		0	0	0	0
		Purse-snatching		0	0	0	0
		Shoplifting		0	0	0	0
		Theft From Building		0	0	0	0
		Theft From Coin Operated Machine or Device		0	0	0	0
		Theft From Motor Vehicle		0	0	0	0
		Theft of Motor Vehicle Parts/Accessories		0	0	0	0
		All Other Larceny		108	50	55	1
		Motor Vehicle Theft		6	4	3	1
		Stolen Property Offenses		0	0	0	0
		Crimes Against Society					
		Drug/Narcotic Violations		18	18	17	0
		Drug Equipment Violations		0	0	0	0
		Betting/Wagering		0	0	0	0
		Operating/Promoting/Assisting Gambling		0	0	0	0
		Gambling Equipment Violations		0	0	0	0
		Sports Tampering		0	0	0	0
		Pornography/Obscene Material		1	0	0	0
		Prostitution		1	0	0	0
		Assisting or Promoting Prostitution		0	0	0	0
		Purchasing Prostitution		0	0	0	0
		Weapon Law Violations		3	2	2	0
		Animal Cruelty		0	0	0	0
		Total Group A Offenses		302	174	133	21
Group B Arrests							
Offense	Adult	Juvenile					
Bad Checks	0	0					
Curfew/Loitering/Vagrancy Violations	0	0					
Disorderly Conduct	1	0					
Driving Under the Influence	27	0					
Drunkenness	0	0					
Family Offenses (Nonviolent)	0	0					
Liquor Law Violations	3	0					
Peeping Tom	0	0					
Trespass of Real Property	5	1					
All Other Offenses	206	4					
Total Group B	242	5					

(\*) Offenses are counted using the FBI Units of Count for Crime  
(\*\*) The 'Arrests' column shows arrests made for incidents during the selected period, regardless of arrest date. Arrest counts for the same period may change over time.

# Fort Fairfield PD - ME0020200 - NIBRS Agency Crime Overview - 2023

2023 Population Estimate		3,334	Offenses (*)		Arrests (**)	
Offense Overview			Reported	Cleared	Adult	Juvenile
Group A Offenses						
Crimes Against Persons						
Offense Total	109	Murder and Nonnegligent Manslaughter	0	0	0	0
Number Cleared	85	Negligent Manslaughter	0	0	0	0
Percent Cleared	77.98 %	Kidnapping/Abduction	0	0	0	0
Group A Crimes per 100,000 population	3,269.3	Rape	2	0	0	0
		Sodomy	0	0	0	0
		Sexual Assault With An Object	0	0	0	0
		Fondling	0	0	0	0
		Incest	0	0	0	0
		Statutory Rape	0	0	0	0
Total Arrests	171	Aggravated Assault	7	7	4	3
Adult Arrests	154	Simple Assault	24	23	12	5
Juvenile Arrests	17	Intimidation	16	13	10	1
Unknown Age	0	Human Trafficking, Commercial Sex Acts	0	0	0	0
Arrests per 100,000 population	5,129.0	Human Trafficking, Involuntary Servitude	0	0	0	0
		Crimes Against Property				
		Arson	0	0	0	0
		Bribery	0	0	0	0
		Burglary/Breaking & Entering	4	3	5	0
		Counterfeiting/Forgery	1	1	1	0
		Destruction/Damage/Vandalism of Property	15	9	5	0
		Embezzlement	0	0	0	0
		Extortion/Blackmail	0	0	0	0
		False Pretenses/Swindle/Confidence Game	1	1	0	0
		Credit Card/Automated Teller Machine Fraud	0	0	0	0
		Impersonation	1	0	0	0
		Welfare Fraud	0	0	0	0
		Wire Fraud	0	0	0	0
		Identity Theft	0	0	0	0
		Hacking/Computer Invasion	0	0	0	0
		Robbery	0	0	0	0
		Pocket-picking	0	0	0	0
		Purse-snatching	0	0	0	0
		Shoplifting	0	0	0	0
		Theft From Building	0	0	0	0
		Theft From Coin Operated Machine or Device	0	0	0	0
		Theft From Motor Vehicle	0	0	0	0
		Theft of Motor Vehicle Parts/Accessories	0	0	0	0
		All Other Larceny	16	10	7	2
		Motor Vehicle Theft	2	0	0	0
		Stolen Property Offenses	0	0	0	0
Group B Arrests						
Offense	Adult	Juvenile				
Bad Checks	0	0				
Curfew/Loitering/Vagrancy Violations	0	0				
Disorderly Conduct	1	2				
Driving Under the Influence	26	0				
Drunkenness	0	0				
Family Offenses (Nonviolent)	0	0				
Liquor Law Violations	0	0				
Peeping Tom	0	0				
Trespass of Real Property	3	0				
All Other Offenses	62	1				
Total Group B	92	3				
Crimes Against Society						
		Drug/Narcotic Violations	19	17	18	3
		Drug Equipment Violations	0	0	0	0
		Betting/Wagering	0	0	0	0
		Operating/Promoting/Assisting Gambling	0	0	0	0
		Gambling Equipment Violations	0	0	0	0
		Sports Tampering	0	0	0	0
		Pornography/Obscene Material	0	0	0	0
		Prostitution	0	0	0	0
		Assisting or Promoting Prostitution	0	0	0	0
		Purchasing Prostitution	0	0	0	0
		Weapon Law Violations	1	1	0	0
		Animal Cruelty	0	0	0	0
Total Group A Offenses			109	85	62	14

(\*) Offenses are counted using the FBI Units of Count for Crime

(\*\*) The 'Arrests' column shows arrests made for incidents during the selected period, regardless of arrest date. Arrest counts for the same period may change over time.

This report is valid as of August 22, 2024 and is subject to change

# Fort Kent PD - ME0020300 - NIBRS Agency Crime Overview - 2023

2023 Population Estimate		4,139		Offenses (*)		Arrests (**)	
Offense Overview		Group A Offenses		Reported	Cleared	Adult	Juvenile
		Crimes Against Persons					
Offense Total	55	Murder and Nonnegligent Manslaughter		0	0	0	0
Number Cleared	35	Negligent Manslaughter		0	0	0	0
Percent Cleared	63.64 %	Kidnapping/Abduction		0	0	0	0
Group A Crimes per 100,000 population	1,328.8	Rape		0	0	0	0
		Sodomy		0	0	0	0
		Sexual Assault With An Object		0	0	0	0
		Fondling		1	1	1	0
		Incest		0	0	0	0
		Statutory Rape		0	0	0	0
Total Arrests	75	Aggravated Assault		0	0	0	0
Adult Arrests	68	Simple Assault		15	12	8	3
Juvenile Arrests	7	Intimidation		7	5	5	0
Unknown Age	0	Human Trafficking, Commercial Sex Acts		0	0	0	0
Arrests per 100,000 population	1,812.0	Human Trafficking, Involuntary Servitude		0	0	0	0
		Crimes Against Property					
		Arson		0	0	0	0
		Bribery		0	0	0	0
Average number offenses/incident	1.10	Burglary/Breaking & Entering		2	1	1	0
		Counterfeiting/Forgery		2	2	2	0
		Destruction/Damage/Vandalism of Property		5	3	1	4
		Embezzlement		0	0	0	0
		Extortion/Blackmail		0	0	0	0
		False Pretenses/Swindle/Confidence Game		2	1	1	0
		Credit Card/Automated Teller Machine Fraud		1	0	0	0
		Impersonation		0	0	0	0
		Welfare Fraud		0	0	0	0
		Wire Fraud		0	0	0	0
		Identity Theft		0	0	0	0
		Hacking/Computer Invasion		0	0	0	0
		Robbery		0	0	0	0
		Pocket-picking		0	0	0	0
		Purse-snatching		0	0	0	0
		Shoplifting		1	1	0	0
		Theft From Building		1	0	0	0
		Theft From Coin Operated Machine or Device		0	0	0	0
		Theft From Motor Vehicle		1	1	1	0
		Theft of Motor Vehicle Parts/Accessories		0	0	0	0
		All Other Larceny		13	5	4	0
		Motor Vehicle Theft		0	0	0	0
		Stolen Property Offenses		0	0	0	0
Group B Arrests		Crimes Against Society					
Offense	Adult	Juvenile					
Bad Checks	1	0	Drug/Narcotic Violations		3	3	2
Curfew/Loitering/Vagrancy Violations	0	0	Drug Equipment Violations		0	0	0
Disorderly Conduct	2	0	Betting/Wagering		0	0	0
Driving Under the Influence	7	0	Operating/Promoting/Assisting Gambling		0	0	0
Drunkenness	0	0	Gambling Equipment Violations		0	0	0
Family Offenses (Nonviolent)	1	0	Sports Tampering		0	0	0
Liquor Law Violations	0	0	Pornography/Obscene Material		0	0	0
Peeping Tom	0	0	Prostitution		0	0	0
Trespass of Real Property	3	0	Assisting or Promoting Prostitution		0	0	0
All Other Offenses	28	0	Purchasing Prostitution		0	0	0
			Weapon Law Violations		1	0	0
			Animal Cruelty		0	0	0
			Total Group A Offenses		55	35	26
							7

(\*) Offenses are counted using the FBI Units of Count for Crime

(\*\*) The 'Arrests' column shows arrests made for incidents during the selected period, regardless of arrest date. Arrest counts for the same period may change over time.

This report is valid as of August 22, 2024 and is subject to change



# Franklin SO - ME0040000 - NIBRS Agency Crime Overview - 2023

2023 Population Estimate			11,898	Offenses (*)		Arrests (**)	
Offense Overview				Reported	Cleared	Adult	Juvenile
Group A Offenses							
Crimes Against Persons							
Offense Total	203		Murder and Nonnegligent Manslaughter	0	0	0	0
Number Cleared	88		Negligent Manslaughter	0	0	0	0
Percent Cleared	43.35 %		Kidnapping/Abduction	0	0	0	0
Group A Crimes per 100,000 population	1,706.2		Rape	3	2	2	0
			Sodomy	0	0	0	0
			Sexual Assault With An Object	0	0	0	0
			Fondling	0	0	0	0
			Incest	2	2	0	0
Arrest Overview							
Total Arrests	270		Statutory Rape	0	0	0	0
Adult Arrests	259		Aggravated Assault	7	5	4	0
Juvenile Arrests	11		Simple Assault	58	37	26	2
Unknown Age	0		Intimidation	7	4	3	1
Arrests per 100,000 population	2,269.3		Human Trafficking, Commercial Sex Acts	0	0	0	0
			Human Trafficking, Involuntary Servitude	0	0	0	0
		Crimes Against Property					
Average number offenses/incident	1.07		Arson	1	1	1	0
			Bribery	0	0	0	0
			Burglary/Breaking & Entering	6	1	2	0
Group B Arrests							
Offense	Adult	Juvenile	Counterfeiting/Forgery	5	3	2	0
Bad Checks	1	0	Destruction/Damage/Vandalism of Property	32	11	7	0
Curfew/Loitering/Vagrancy Violations	0	0	Embezzlement	0	0	0	0
Disorderly Conduct	2	0	Extortion/Blackmail	0	0	0	0
Driving Under the Influence	24	0	False Pretenses/Swindle/Confidence Game	7	1	1	0
Drunkenness	0	0	Credit Card/Automated Teller Machine Fraud	0	0	0	0
Family Offenses (Nonviolent)	0	0	Impersonation	0	0	0	0
Liquor Law Violations	6	0	Welfare Fraud	0	0	0	0
Peeping Tom	0	0	Wire Fraud	0	0	0	0
Trespass of Real Property	4	0	Identity Theft	0	0	0	0
All Other Offenses	155	5	Hacking/Computer Invasion	0	0	0	0
Total Group B	192	5	Robbery	0	0	0	0
			Pocket-picking	0	0	0	0
			Purse-snatching	0	0	0	0
			Shoplifting	0	0	0	0
			Theft From Building	0	0	0	0
			Theft From Coin Operated Machine or Device	0	0	0	0
			Theft From Motor Vehicle	2	0	0	0
			Theft of Motor Vehicle Parts/Accessories	0	0	0	0
			All Other Larceny	49	6	5	1
			Motor Vehicle Theft	5	2	2	2
			Stolen Property Offenses	0	0	0	0
			Crimes Against Society				
			Drug/Narcotic Violations	12	10	11	0
			Drug Equipment Violations	1	1	0	0
			Betting/Wagering	0	0	0	0
			Operating/Promoting/Assisting Gambling	0	0	0	0
			Gambling Equipment Violations	0	0	0	0
			Sports Tampering	0	0	0	0
			Pornography/Obscene Material	3	0	0	0
			Prostitution	0	0	0	0
			Assisting or Promoting Prostitution	0	0	0	0
			Purchasing Prostitution	0	0	0	0
			Weapon Law Violations	3	2	1	0
			Animal Cruelty	0	0	0	0
Total Group A Offenses				203	88	67	6

(\*) Offenses are counted using the FBI Units of Count for Crime

(\*\*) The 'Arrests' column shows arrests made for incidents during the selected period, regardless of arrest date. Arrest counts for the same period may change over time.

This report is valid as of August 22, 2024 and is subject to change

# Freeport PD - ME0031100 - NIBRS Agency Crime Overview - 2023

2023 Population Estimate		8,807		Offenses (*)		Arrests (**)	
Offense Overview		Group A Offenses		Reported	Cleared	Adult	Juvenile
		Crimes Against Persons					
Offense Total	248	Murder and Nonnegligent Manslaughter		0	0	0	0
Number Cleared	136	Negligent Manslaughter		0	0	0	0
Percent Cleared	54.84 %	Kidnapping/Abduction		0	0	0	0
Group A Crimes per 100,000 population	2,815.9	Rape		3	2	1	0
		Sodomy		0	0	0	0
		Sexual Assault With An Object		0	0	0	0
		Fondling		1	0	0	0
		Incest		0	0	0	0
		Statutory Rape		0	0	0	0
		Aggravated Assault		0	0	0	0
		Simple Assault		22	14	10	1
		Intimidation		9	2	0	1
		Human Trafficking, Commercial Sex Acts		0	0	0	0
		Human Trafficking, Involuntary Servitude		0	0	0	0
		Crimes Against Property					
		Arson		0	0	0	0
		Bribery		0	0	0	0
		Burglary/Breaking & Entering		3	2	2	0
		Counterfeiting/Forgery		9	8	4	1
		Destruction/Damage/Vandalism of Property		34	7	5	0
		Embezzlement		0	0	0	0
		Extortion/Blackmail		0	0	0	0
		False Pretenses/Swindle/Confidence Game		23	10	4	0
		Credit Card/Automated Teller Machine Fraud		5	1	0	0
		Impersonation		1	0	0	0
		Welfare Fraud		0	0	0	0
		Wire Fraud		0	0	0	0
		Identity Theft		0	0	0	0
		Hacking/Computer Invasion		0	0	0	0
		Robbery		0	0	0	0
		Pocket-picking		0	0	0	0
		Purse-snatching		0	0	0	0
		Shoplifting		80	69	48	22
		Theft From Building		0	0	0	0
		Theft From Coin Operated Machine or Device		0	0	0	0
		Theft From Motor Vehicle		5	1	0	0
		Theft of Motor Vehicle Parts/Accessories		0	0	0	0
		All Other Larceny		40	13	12	0
		Motor Vehicle Theft		3	1	1	0
		Stolen Property Offenses		0	0	0	0
		Crimes Against Society					
		Drug/Narcotic Violations		7	5	2	1
		Drug Equipment Violations		1	1	0	0
		Betting/Wagering		0	0	0	0
		Operating/Promoting/Assisting Gambling		0	0	0	0
		Gambling Equipment Violations		0	0	0	0
		Sports Tampering		0	0	0	0
		Pornography/Obscene Material		2	0	0	0
		Prostitution		0	0	0	0
		Assisting or Promoting Prostitution		0	0	0	0
		Purchasing Prostitution		0	0	0	0
		Weapon Law Violations		0	0	0	0
		Animal Cruelty		0	0	0	0
		Total Group A Offenses		248	136	89	26
		Group B Arrests					
		Adult	Juvenile				
Bad Checks	0	0					
Curfew/Loitering/Vagrancy Violations	0	0					
Disorderly Conduct	1	0					
Driving Under the Influence	12	0					
Drunkenness	0	0					
Family Offenses (Nonviolent)	0	0					
Liquor Law Violations	1	4					
Peeping Tom	0	0					
Trespass of Real Property	1	1					
All Other Offenses	33	3					
Total Group B	48	8					

(\*) Offenses are counted using the FBI Units of Count for Crime

(\*\*) The 'Arrests' column shows arrests made for incidents during the selected period, regardless of arrest date. Arrest counts for the same period may change over time.

This report is valid as of August 22, 2024 and is subject to change

# Fryeburg PD - ME0090700 - NIBRS Agency Crime Overview - 2023

2023 Population Estimate		3,562	Offenses (*)		Arrests (**)	
Offense Overview			Reported	Cleared	Adult	Juvenile
Group A Offenses						
Crimes Against Persons						
Offense Total	76	Murder and Nonnegligent Manslaughter	0	0	0	0
Number Cleared	20	Negligent Manslaughter	0	0	0	0
Percent Cleared	26.32 %	Kidnapping/Abduction	0	0	0	0
Group A Crimes per 100,000 population	2,133.6	Rape	1	0	0	0
		Sodomy	0	0	0	0
		Sexual Assault With An Object	0	0	0	0
		Fondling	0	0	0	0
		Incest	0	0	0	0
		Statutory Rape	0	0	0	0
Total Arrests	45	Aggravated Assault	1	1	1	0
Adult Arrests	45	Simple Assault	8	4	6	0
Juvenile Arrests	0	Intimidation	17	5	1	0
Unknown Age	0	Human Trafficking, Commercial Sex Acts	0	0	0	0
Arrests per 100,000 population	1,263.3	Human Trafficking, Involuntary Servitude	0	0	0	0
		Crimes Against Property				
		Arson	0	0	0	0
		Bribery	0	0	0	0
		Burglary/Breaking & Entering	3	2	2	0
		Counterfeiting/Forgery	0	0	0	0
		Destruction/Damage/Vandalism of Property	16	6	7	0
		Embezzlement	0	0	0	0
		Extortion/Blackmail	0	0	0	0
		False Pretenses/Swindle/Confidence Game	3	0	0	0
		Credit Card/Automated Teller Machine Fraud	0	0	0	0
		Impersonation	0	0	0	0
		Welfare Fraud	0	0	0	0
		Wire Fraud	0	0	0	0
		Identity Theft	0	0	0	0
		Hacking/Computer Invasion	0	0	0	0
		Robbery	0	0	0	0
		Pocket-picking	0	0	0	0
		Purse-snatching	0	0	0	0
		Shoplifting	0	0	0	0
		Theft From Building	0	0	0	0
		Theft From Coin Operated Machine or Device	0	0	0	0
		Theft From Motor Vehicle	0	0	0	0
		Theft of Motor Vehicle Parts/Accessories	0	0	0	0
		All Other Larceny	21	1	1	0
		Motor Vehicle Theft	4	1	1	0
		Stolen Property Offenses	0	0	0	0
Group B Arrests						
Offense	Adult	Juvenile				
Bad Checks	0	0				
Curfew/Loitering/Vagrancy Violations	0	0				
Disorderly Conduct	1	0				
Driving Under the Influence	4	0				
Drunkenness	1	0				
Family Offenses (Nonviolent)	0	0				
Liquor Law Violations	0	0				
Peeping Tom	0	0				
Trespass of Real Property	2	0				
All Other Offenses	18	0				
Total Group B	26	0				
Crimes Against Society						
		Drug/Narcotic Violations	1	0	0	0
		Drug Equipment Violations	0	0	0	0
		Betting/Wagering	0	0	0	0
		Operating/Promoting/Assisting Gambling	0	0	0	0
		Gambling Equipment Violations	0	0	0	0
		Sports Tampering	0	0	0	0
		Pornography/Obscene Material	1	0	0	0
		Prostitution	0	0	0	0
		Assisting or Promoting Prostitution	0	0	0	0
		Purchasing Prostitution	0	0	0	0
		Weapon Law Violations	0	0	0	0
		Animal Cruelty	0	0	0	0
Total Group A Offenses			76	20	19	0

(\*) Offenses are counted using the FBI Units of Count for Crime

(\*\*) The 'Arrests' column shows arrests made for incidents during the selected period, regardless of arrest date. Arrest counts for the same period may change over time.

This report is valid as of August 22, 2024 and is subject to change

# Gardiner PD - ME0060200 - NIBRS Agency Crime Overview - 2023

2023 Population Estimate		6,173	Offenses (*)		Arrests (**)	
Offense Overview			Reported	Cleared	Adult	Juvenile
Group A Offenses						
Crimes Against Persons						
Offense Total	120	Murder and Nonnegligent Manslaughter	0	0	0	0
Number Cleared	60	Negligent Manslaughter	0	0	0	0
Percent Cleared	50.00 %	Kidnapping/Abduction	0	0	0	0
Group A Crimes per 100,000 population	1,943.9	Rape	3	0	0	0
		Sodomy	0	0	0	0
		Sexual Assault With An Object	0	0	0	0
		Fondling	0	0	0	0
		Incest	0	0	0	0
		Statutory Rape	0	0	0	0
Total Arrests	159	Aggravated Assault	2	1	1	0
Adult Arrests	154	Simple Assault	24	14	13	1
Juvenile Arrests	5	Intimidation	7	5	1	1
Unknown Age	0	Human Trafficking, Commercial Sex Acts	0	0	0	0
Arrests per 100,000 population	2,575.7	Human Trafficking, Involuntary Servitude	0	0	0	0
		Crimes Against Property				
		Arson	0	0	0	0
		Bribery	0	0	0	0
		Burglary/Breaking & Entering	4	2	2	0
		Counterfeiting/Forgery	1	0	0	0
		Destruction/Damage/Vandalism of Property	14	7	5	0
		Embezzlement	0	0	0	0
		Extortion/Blackmail	0	0	0	0
		False Pretenses/Swindle/Confidence Game	3	3	3	0
		Credit Card/Automated Teller Machine Fraud	2	1	1	0
		Impersonation	0	0	0	0
		Welfare Fraud	0	0	0	0
		Wire Fraud	0	0	0	0
		Identity Theft	0	0	0	0
		Hacking/Computer Invasion	0	0	0	0
		Robbery	0	0	0	0
		Pocket-picking	0	0	0	0
		Purse-snatching	0	0	0	0
		Shoplifting	0	0	0	0
		Theft From Building	3	0	0	0
		Theft From Coin Operated Machine or Device	0	0	0	0
		Theft From Motor Vehicle	0	0	0	0
		Theft of Motor Vehicle Parts/Accessories	0	0	0	0
		All Other Larceny	42	19	16	0
		Motor Vehicle Theft	4	1	1	0
		Stolen Property Offenses	0	0	0	0
Crimes Against Society						
		Drug/Narcotic Violations	9	6	4	0
		Drug Equipment Violations	1	1	0	0
		Betting/Wagering	0	0	0	0
		Operating/Promoting/Assisting Gambling	0	0	0	0
		Gambling Equipment Violations	0	0	0	0
		Sports Tampering	0	0	0	0
		Pornography/Obscene Material	0	0	0	0
		Prostitution	0	0	0	0
		Assisting or Promoting Prostitution	0	0	0	0
		Purchasing Prostitution	0	0	0	0
		Weapon Law Violations	1	0	0	0
		Animal Cruelty	0	0	0	0
Total Group A Offenses			120	60	47	2
Group B Arrests						
Offense	Adult	Juvenile				
Bad Checks	0	0				
Curfew/Loitering/Vagrancy Violations	0	0				
Disorderly Conduct	0	0				
Driving Under the Influence	19	0				
Drunkenness	0	0				
Family Offenses (Nonviolent)	0	0				
Liquor Law Violations	0	2				
Peeping Tom	0	0				
Trespass of Real Property	1	0				
All Other Offenses	87	1				
Total Group B	107	3				

(\*) Offenses are counted using the FBI Units of Count for Crime

(\*\*) The 'Arrests' column shows arrests made for incidents during the selected period, regardless of arrest date. Arrest counts for the same period may change over time.

This report is valid as of August 22, 2024 and is subject to change

# Gorham PD - ME0030400 - NIBRS Agency Crime Overview - 2023

2023 Population Estimate		17,506	Offenses (*)		Arrests (**)	
Offense Overview			Reported	Cleared	Adult	Juvenile
Group A Offenses						
Crimes Against Persons						
Offense Total	216	Murder and Nonnegligent Manslaughter	0	0	0	0
Number Cleared	110	Negligent Manslaughter	0	0	0	0
Percent Cleared	50.93 %	Kidnapping/Abduction	0	0	0	0
Group A Crimes per 100,000 population	1,233.9	Rape	0	0	1	0
		Sodomy	0	0	0	0
		Sexual Assault With An Object	0	0	0	0
		Fondling	0	0	0	0
		Incest	0	0	0	0
		Statutory Rape	1	1	0	0
Total Arrests	351	Aggravated Assault	4	4	2	1
Adult Arrests	322	Simple Assault	29	24	16	5
Juvenile Arrests	29	Intimidation	17	15	8	2
Unknown Age	0	Human Trafficking, Commercial Sex Acts	0	0	0	0
Arrests per 100,000 population	2,005.0	Human Trafficking, Involuntary Servitude	0	0	0	0
		Crimes Against Property				
		Arson	0	0	0	0
		Bribery	0	0	0	0
		Burglary/Breaking & Entering	7	1	0	0
		Counterfeiting/Forgery	0	0	0	0
		Destruction/Damage/Vandalism of Property	37	12	10	5
		Embezzlement	0	0	0	0
		Extortion/Blackmail	0	0	0	0
		False Pretenses/Swindle/Confidence Game	11	1	0	0
		Credit Card/Automated Teller Machine Fraud	3	0	0	0
		Impersonation	4	0	0	0
		Welfare Fraud	1	0	0	0
		Wire Fraud	2	0	0	0
		Identity Theft	0	0	0	0
		Hacking/Computer Invasion	0	0	0	0
		Robbery	0	0	0	0
		Pocket-picking	0	0	0	0
		Purse-snatching	0	0	0	0
		Shoplifting	8	8	6	1
		Theft From Building	0	0	0	0
		Theft From Coin Operated Machine or Device	0	0	0	0
		Theft From Motor Vehicle	9	0	0	0
		Theft of Motor Vehicle Parts/Accessories	2	0	0	0
		All Other Larceny	44	11	9	3
		Motor Vehicle Theft	2	2	1	0
		Stolen Property Offenses	0	0	0	0
Group B Arrests						
Offense	Adult	Juvenile				
Bad Checks	0	0				
Curfew/Loitering/Vagrancy Violations	0	0				
Disorderly Conduct	9	0				
Driving Under the Influence	110	1				
Drunkenness	0	0				
Family Offenses (Nonviolent)	4	0				
Liquor Law Violations	8	2				
Peeping Tom	0	0				
Trespass of Real Property	3	0				
All Other Offenses	115	4				
Total Group B	249	7				
Crimes Against Society						
		Drug/Narcotic Violations	28	26	17	5
		Drug Equipment Violations	2	2	0	0
		Betting/Wagering	0	0	0	0
		Operating/Promoting/Assisting Gambling	0	0	0	0
		Gambling Equipment Violations	0	0	0	0
		Sports Tampering	0	0	0	0
		Pornography/Obscene Material	2	1	1	0
		Prostitution	0	0	0	0
		Assisting or Promoting Prostitution	0	0	0	0
		Purchasing Prostitution	0	0	0	0
		Weapon Law Violations	3	2	2	0
		Animal Cruelty	0	0	0	0
Total Group A Offenses			216	110	73	22

(\*) Offenses are counted using the FBI Units of Count for Crime

(\*\*) The 'Arrests' column shows arrests made for incidents during the selected period, regardless of arrest date. Arrest counts for the same period may change over time.

This report is valid as of August 22, 2024 and is subject to change

Gouldsboro PD - ME0051300 - NIBRS Agency Crime Overview - 2023

2023 Population Estimate		1,753	Offenses (*)		Arrests (**)	
			Reported	Cleared	Adult	Juvenile
Offense Overview			Crimes Against Persons			
Offense Total	8		Murder and Nonnegligent Manslaughter	0	0	0
Number Cleared	3		Negligent Manslaughter	0	0	0
Percent Cleared	37.50 %		Kidnapping/Abduction	0	0	0
Group A Crimes per 100,000 population	456.4		Rape	0	0	0
			Sodomy	0	0	0
			Sexual Assault With An Object	0	0	0
			Fondling	0	0	0
			Incest	0	0	0
Arrest Overview			Statutory Rape	0	0	0
Total Arrests	8		Aggravated Assault	0	0	0
Adult Arrests	8		Simple Assault	2	1	0
Juvenile Arrests	0		Intimidation	2	2	0
Unknown Age	0		Human Trafficking, Commercial Sex Acts	0	0	0
			Human Trafficking, Involuntary Servitude	0	0	0
Arrests per 100,000 population	456.4		Crimes Against Property			
			Arson	0	0	0
Average number offenses/incident	1.14		Bribery	0	0	0
			Burglary/Breaking & Entering	0	0	0
			Counterfeiting/Forgery	0	0	0
			Destruction/Damage/Vandalism of Property	0	0	0
Group B Arrests						
Offense	Adult	Juvenile	Embezzlement	0	0	0
Bad Checks	0	0	Extortion/Blackmail	0	0	0
Curfew/Loitering/Vagrancy Violations	0	0	False Pretenses/Swindle/Confidence Game	2	0	0
Disorderly Conduct	0	0	Credit Card/Automated Teller Machine Fraud	0	0	0
Driving Under the Influence	4	0	Impersonation	2	0	0
Drunkenness	0	0	Welfare Fraud	0	0	0
Family Offenses (Nonviolent)	0	0	Wire Fraud	0	0	0
Liquor Law Violations	0	0	Identity Theft	0	0	0
Peeping Tom	0	0	Hacking/Computer Invasion	0	0	0
Trespass of Real Property	0	0	Robbery	0	0	0
All Other Offenses	1	0	Pocket-picking	0	0	0
Total Group B	5	0	Purse-snatching	0	0	0
			Shoplifting	0	0	0
			Theft From Building	0	0	0
			Theft From Coin Operated Machine or Device	0	0	0
			Theft From Motor Vehicle	0	0	0
			Theft of Motor Vehicle Parts/Accessories	0	0	0
			All Other Larceny	0	0	0
			Motor Vehicle Theft	0	0	0
			Stolen Property Offenses	0	0	0
			Crimes Against Society			
			Drug/Narcotic Violations	0	0	0
			Drug Equipment Violations	0	0	0
			Betting/Wagering	0	0	0
			Operating/Promoting/Assisting Gambling	0	0	0
			Gambling Equipment Violations	0	0	0
			Sports Tampering	0	0	0
			Pornography/Obscene Material	0	0	0
			Prostitution	0	0	0
			Assisting or Promoting Prostitution	0	0	0
			Purchasing Prostitution	0	0	0
			Weapon Law Violations	0	0	0
			Animal Cruelty	0	0	0
			Total Group A Offenses		8	3

(\*) Offenses are counted using the FBI Units of Count for Crime

(\*\*) The 'Arrests' column shows arrests made for incidents during the selected period, regardless of arrest date. Arrest counts for the same period may change over time.

This report is valid as of August 22, 2024 and is subject to change

# Greenville PD - ME0110500 - NIBRS Agency Crime Overview - 2023

2023 Population Estimate		1,576	Offenses (*)		Arrests (**)	
Offense Overview			Reported	Cleared	Adult	Juvenile
Group A Offenses						
Crimes Against Persons						
Offense Total	17	Murder and Nonnegligent Manslaughter	0	0	0	0
Number Cleared	1	Negligent Manslaughter	0	0	0	0
Percent Cleared	5.88 %	Kidnapping/Abduction	0	0	0	0
Group A Crimes per 100,000 population	1,078.7	Rape	0	0	0	0
		Sodomy	0	0	0	0
		Sexual Assault With An Object	0	0	0	0
		Fondling	1	0	0	0
		Incest	0	0	0	0
		Statutory Rape	0	0	0	0
Total Arrests	3	Aggravated Assault	0	0	0	0
Adult Arrests	2	Simple Assault	0	0	0	0
Juvenile Arrests	1	Intimidation	8	0	0	0
Unknown Age	0	Human Trafficking, Commercial Sex Acts	0	0	0	0
Arrests per 100,000 population	190.4	Human Trafficking, Involuntary Servitude	0	0	0	0
Average number offenses/incident	1.00	Crimes Against Property				
		Arson	0	0	0	0
		Bribery	0	0	0	0
		Burglary/Breaking & Entering	1	0	0	0
		Counterfeiting/Forgery	0	0	0	0
		Destruction/Damage/Vandalism of Property	3	0	0	0
		Embezzlement	0	0	0	0
		Extortion/Blackmail	0	0	0	0
		False Pretenses/Swindle/Confidence Game	1	0	0	0
		Credit Card/Automated Teller Machine Fraud	0	0	0	0
		Impersonation	0	0	0	0
		Welfare Fraud	0	0	0	0
		Wire Fraud	0	0	0	0
		Identity Theft	0	0	0	0
		Hacking/Computer Invasion	0	0	0	0
		Robbery	0	0	0	0
		Pocket-picking	0	0	0	0
		Purse-snatching	0	0	0	0
		Shoplifting	2	0	0	0
		Theft From Building	0	0	0	0
		Theft From Coin Operated Machine or Device	0	0	0	0
		Theft From Motor Vehicle	0	0	0	0
		Theft of Motor Vehicle Parts/Accessories	0	0	0	0
		All Other Larceny	0	0	0	0
		Motor Vehicle Theft	0	0	0	0
		Stolen Property Offenses	0	0	0	0
Group B Arrests						
Offense	Adult	Juvenile				
Bad Checks	0	0				
Curfew/Loitering/Vagrancy Violations	0	0				
Disorderly Conduct	0	1				
Driving Under the Influence	1	0				
Drunkenness	0	0				
Family Offenses (Nonviolent)	0	0				
Liquor Law Violations	0	0				
Peeping Tom	0	0				
Trespass of Real Property	0	0				
All Other Offenses	0	0				
Total Group B	1	1				
			Crimes Against Society			
			Drug/Narcotic Violations	1	1	0
			Drug Equipment Violations	0	0	0
			Betting/Wagering	0	0	0
			Operating/Promoting/Assisting Gambling	0	0	0
			Gambling Equipment Violations	0	0	0
			Sports Tampering	0	0	0
			Pornography/Obscene Material	0	0	0
			Prostitution	0	0	0
			Assisting or Promoting Prostitution	0	0	0
			Purchasing Prostitution	0	0	0
			Weapon Law Violations	0	0	0
			Animal Cruelty	0	0	0
			Total Group A Offenses	17	1	0

(\*) Offenses are counted using the FBI Units of Count for Crime

(\*\*) The 'Arrests' column shows arrests made for incidents during the selected period, regardless of arrest date. Arrest counts for the same period may change over time.

This report is valid as of August 22, 2024 and is subject to change

# Hallowell PD - ME0060300 - NIBRS Agency Crime Overview - 2023

2023 Population Estimate			2,613	Offenses (*)		Arrests (**)	
				Reported	Cleared	Adult	Juvenile
Offense Overview			Group A Offenses				
			Crimes Against Persons				
Offense Total	28		Murder and Nonnegligent Manslaughter		0	0	0
Number Cleared	11		Negligent Manslaughter		0	0	0
Percent Cleared	39.29 %		Kidnapping/Abduction		0	0	0
Group A Crimes per 100,000 population	1,071.6		Rape		2	0	0
			Sodomy		0	0	0
			Sexual Assault With An Object		0	0	0
			Fondling		0	0	0
			Incest		0	0	0
			Statutory Rape		0	0	0
Total Arrests	50		Aggravated Assault		0	0	0
Adult Arrests	50		Simple Assault		5	3	3
Juvenile Arrests	0		Intimidation		3	1	1
Unknown Age	0		Human Trafficking, Commercial Sex Acts		0	0	0
			Human Trafficking, Involuntary Servitude		0	0	0
Arrests per 100,000 population	1,913.5		Crimes Against Property				
Average number offenses/incident	1.00		Arson		0	0	0
			Bribery		0	0	0
			Burglary/Breaking & Entering		2	1	1
			Counterfeiting/Forgery		1	0	0
Group B Arrests							
Offense	Adult	Juvenile	Destruction/Damage/Vandalism of Property		4	0	0
Bad Checks	0	0	Embezzlement		0	0	0
Curfew/Loitering/Vagrancy Violations	0	0	Extortion/Blackmail		0	0	0
Disorderly Conduct	1	0	False Pretenses/Swindle/Confidence Game		0	0	0
Driving Under the Influence	23	0	Credit Card/Automated Teller Machine Fraud		0	0	0
Drunkenness	0	0	Impersonation		1	1	1
Family Offenses (Nonviolent)	0	0	Welfare Fraud		0	0	0
Liquor Law Violations	1	0	Wire Fraud		0	0	0
Peeping Tom	0	0	Identity Theft		0	0	0
Trespass of Real Property	2	0	Hacking/Computer Invasion		0	0	0
All Other Offenses	13	0	Robbery		1	0	0
Total Group B	40	0	Pocket-picking		0	0	0
			Purse-snatching		0	0	0
			Shoplifting		0	0	0
			Theft From Building		2	2	1
			Theft From Coin Operated Machine or Device		0	0	0
			Theft From Motor Vehicle		0	0	0
			Theft of Motor Vehicle Parts/Accessories		1	0	0
			All Other Larceny		3	0	0
			Motor Vehicle Theft		0	0	0
			Stolen Property Offenses		0	0	0
			Crimes Against Society				
			Drug/Narcotic Violations		3	3	3
			Drug Equipment Violations		0	0	0
			Betting/Wagering		0	0	0
			Operating/Promoting/Assisting Gambling		0	0	0
			Gambling Equipment Violations		0	0	0
			Sports Tampering		0	0	0
			Pornography/Obscene Material		0	0	0
			Prostitution		0	0	0
			Assisting or Promoting Prostitution		0	0	0
			Purchasing Prostitution		0	0	0
			Weapon Law Violations		0	0	0
			Animal Cruelty		0	0	0
Total Group A Offenses				28	11	10	0

(\*) Offenses are counted using the FBI Units of Count for Crime

(\*\*) The 'Arrests' column shows arrests made for incidents during the selected period, regardless of arrest date. Arrest counts for the same period may change over time.

This report is valid as of August 22, 2024 and is subject to change



# Hampden PD - ME0100700 - NIBRS Agency Crime Overview - 2023

2023 Population Estimate		7,964	Offenses (*)		Arrests (**)	
Offense Overview			Reported	Cleared	Adult	Juvenile
Group A Offenses						
Crimes Against Persons						
Offense Total	103	Murder and Nonnegligent Manslaughter	0	0	0	0
Number Cleared	57	Negligent Manslaughter	0	0	0	0
Percent Cleared	55.34 %	Kidnapping/Abduction	0	0	0	0
Group A Crimes per 100,000 population	1,293.3	Rape	0	0	0	0
		Sodomy	0	0	0	0
		Sexual Assault With An Object	0	0	0	0
		Fondling	2	2	1	0
		Incest	0	0	0	0
		Statutory Rape	0	0	0	0
Total Arrests	61	Aggravated Assault	0	0	0	0
Adult Arrests	55	Simple Assault	8	8	4	2
Juvenile Arrests	6	Intimidation	5	2	1	0
Unknown Age	0	Human Trafficking, Commercial Sex Acts	0	0	0	0
Arrests per 100,000 population	765.9	Human Trafficking, Involuntary Servitude	0	0	0	0
		Crimes Against Property				
		Arson	0	0	0	0
		Bribery	0	0	0	0
		Burglary/Breaking & Entering	2	1	1	0
		Counterfeiting/Forgery	0	0	1	0
		Destruction/Damage/Vandalism of Property	13	3	1	2
		Embezzlement	0	0	0	0
		Extortion/Blackmail	0	0	0	0
		False Pretenses/Swindle/Confidence Game	11	1	1	0
		Credit Card/Automated Teller Machine Fraud	1	1	0	0
		Impersonation	0	0	0	0
		Welfare Fraud	0	0	0	0
		Wire Fraud	0	0	0	0
		Identity Theft	0	0	0	0
		Hacking/Computer Invasion	0	0	0	0
		Robbery	0	0	0	0
		Pocket-picking	0	0	0	0
		Purse-snatching	1	0	0	0
		Shoplifting	26	19	0	0
		Theft From Building	1	1	0	0
		Theft From Coin Operated Machine or Device	0	0	0	0
		Theft From Motor Vehicle	2	0	0	0
		Theft of Motor Vehicle Parts/Accessories	0	0	0	0
		All Other Larceny	12	2	20	2
		Motor Vehicle Theft	5	3	0	0
		Stolen Property Offenses	0	0	1	0
Group B Arrests						
Offense	Adult	Juvenile				
Bad Checks	0	0				
Curfew/Loitering/Vagrancy Violations	0	0				
Disorderly Conduct	0	0				
Driving Under the Influence	5	0				
Drunkenness	0	0				
Family Offenses (Nonviolent)	0	0				
Liquor Law Violations	0	0				
Peeping Tom	0	0				
Trespass of Real Property	2	0				
All Other Offenses	2	0				
Total Group B	9	0				
Crimes Against Society						
		Drug/Narcotic Violations	14	14	15	0
		Drug Equipment Violations	0	0	0	0
		Betting/Wagering	0	0	0	0
		Operating/Promoting/Assisting Gambling	0	0	0	0
		Gambling Equipment Violations	0	0	0	0
		Sports Tampering	0	0	0	0
		Pornography/Obscene Material	0	0	0	0
		Prostitution	0	0	0	0
		Assisting or Promoting Prostitution	0	0	0	0
		Purchasing Prostitution	0	0	0	0
		Weapon Law Violations	0	0	0	0
		Animal Cruelty	0	0	0	0
Total Group A Offenses			103	57	46	6

(\*) Offenses are counted using the FBI Units of Count for Crime

(\*\*) The 'Arrests' column shows arrests made for incidents during the selected period, regardless of arrest date. Arrest counts for the same period may change over time.

This report is valid as of August 22, 2024 and is subject to change

# Hancock SO - ME0050000 - NIBRS Agency Crime Overview - 2023

2023 Population Estimate		31,678		Offenses (*)		Arrests (**)	
Offense Overview		Group A Offenses		Reported	Cleared	Adult	Juvenile
		Crimes Against Persons					
Offense Total	347	Murder and Nonnegligent Manslaughter		0	0	0	0
Number Cleared	145	Negligent Manslaughter		0	0	0	0
Percent Cleared	41.79 %	Kidnapping/Abduction		0	0	0	0
Group A Crimes per 100,000 population	1,095.4	Rape		3	3	1	2
		Sodomy		2	2	0	0
		Sexual Assault With An Object		0	0	0	0
		Fondling		1	1	1	0
		Incest		0	0	0	0
		Statutory Rape		0	0	0	0
		Aggravated Assault		9	5	5	0
		Simple Assault		66	50	38	2
		Intimidation		63	14	7	0
		Human Trafficking, Commercial Sex Acts		0	0	0	0
		Human Trafficking, Involuntary Servitude		0	0	0	0
		Crimes Against Property					
		Arson		0	0	0	0
		Bribery		0	0	0	0
		Burglary/Breaking & Entering		16	8	8	0
		Counterfeiting/Forgery		4	2	0	0
		Destruction/Damage/Vandalism of Property		39	14	8	0
		Embezzlement		0	0	0	0
		Extortion/Blackmail		0	0	0	0
		False Pretenses/Swindle/Confidence Game		25	5	5	0
		Credit Card/Automated Teller Machine Fraud		1	0	0	0
		Impersonation		12	0	0	0
		Welfare Fraud		0	0	0	0
		Wire Fraud		2	0	0	0
		Identity Theft		0	0	0	0
		Hacking/Computer Invasion		0	0	0	0
		Robbery		1	0	0	0
		Pocket-picking		0	0	0	0
		Purse-snatching		0	0	0	0
		Shoplifting		1	1	0	0
		Theft From Building		0	0	0	0
		Theft From Coin Operated Machine or Device		0	0	0	0
		Theft From Motor Vehicle		3	0	0	0
		Theft of Motor Vehicle Parts/Accessories		0	0	0	0
		All Other Larceny		69	14	16	0
		Motor Vehicle Theft		6	4	4	0
		Stolen Property Offenses		3	2	1	0
		Crimes Against Society					
		Drug/Narcotic Violations		16	16	13	1
		Drug Equipment Violations		0	0	0	0
		Betting/Wagering		0	0	0	0
		Operating/Promoting/Assisting Gambling		0	0	0	0
		Gambling Equipment Violations		0	0	0	0
		Sports Tampering		0	0	0	0
		Pornography/Obscene Material		0	0	0	0
		Prostitution		0	0	0	0
		Assisting or Promoting Prostitution		0	0	0	0
		Purchasing Prostitution		0	0	0	0
		Weapon Law Violations		3	2	1	0
		Animal Cruelty		2	2	0	1
		Total Group A Offenses		347	145	108	6
Group B Arrests							
Offense	Adult	Juvenile					
Bad Checks	0	0					
Curfew/Loitering/Vagrancy Violations	0	0					
Disorderly Conduct	4	0					
Driving Under the Influence	31	0					
Drunkenness	0	0					
Family Offenses (Nonviolent)	4	0					
Liquor Law Violations	8	7					
Peeping Tom	0	0					
Trespass of Real Property	3	0					
All Other Offenses	77	0					
Total Group B	127	7					

(\*) Offenses are counted using the FBI Units of Count for Crime

(\*\*) The 'Arrests' column shows arrests made for incidents during the selected period, regardless of arrest date. Arrest counts for the same period may change over time.

This report is valid as of August 22, 2024 and is subject to change

# Holden PD - ME0102700 - NIBRS Agency Crime Overview - 2023

2023 Population Estimate		3,417	Offenses (*)		Arrests (**)	
Offense Overview			Reported	Cleared	Adult	Juvenile
Group A Offenses						
Crimes Against Persons						
Offense Total	71	Murder and Nonnegligent Manslaughter	0	0	0	0
Number Cleared	54	Negligent Manslaughter	0	0	0	0
Percent Cleared	76.06 %	Kidnapping/Abduction	0	0	0	0
Group A Crimes per 100,000 population	2,077.8	Rape	0	0	0	0
		Sodomy	0	0	0	0
		Sexual Assault With An Object	0	0	0	0
		Fondling	0	0	0	0
		Incest	0	0	0	0
		Statutory Rape	0	0	0	0
Total Arrests	129	Aggravated Assault	0	0	0	0
Adult Arrests	125	Simple Assault	17	15	15	0
Juvenile Arrests	4	Intimidation	3	3	3	0
Unknown Age	0	Human Trafficking, Commercial Sex Acts	0	0	0	0
Arrests per 100,000 population	3,775.2	Human Trafficking, Involuntary Servitude	0	0	0	0
		Crimes Against Property				
		Arson	0	0	0	0
		Bribery	0	0	0	0
		Burglary/Breaking & Entering	2	1	0	1
		Counterfeiting/Forgery	1	1	0	0
		Destruction/Damage/Vandalism of Property	0	0	0	0
		Embezzlement	0	0	0	0
		Extortion/Blackmail	0	0	0	0
		False Pretenses/Swindle/Confidence Game	1	0	0	0
		Credit Card/Automated Teller Machine Fraud	0	0	0	0
		Impersonation	0	0	0	0
		Welfare Fraud	0	0	0	0
		Wire Fraud	1	0	0	0
		Identity Theft	0	0	0	0
		Hacking/Computer Invasion	0	0	0	0
		Robbery	0	0	0	0
		Pocket-picking	0	0	0	0
		Purse-snatching	0	0	0	0
		Shoplifting	2	2	0	0
		Theft From Building	0	0	0	0
		Theft From Coin Operated Machine or Device	0	0	0	0
		Theft From Motor Vehicle	0	0	0	0
		Theft of Motor Vehicle Parts/Accessories	0	0	0	0
		All Other Larceny	20	10	15	1
		Motor Vehicle Theft	2	2	0	0
		Stolen Property Offenses	0	0	0	0
Group B Arrests						
Offense	Adult	Juvenile				
Bad Checks	1	0				
Curfew/Loitering/Vagrancy Violations	0	0				
Disorderly Conduct	2	0				
Driving Under the Influence	36	0				
Drunkenness	0	0				
Family Offenses (Nonviolent)	0	0				
Liquor Law Violations	1	1				
Peeping Tom	0	0				
Trespass of Real Property	1	0				
All Other Offenses	32	0				
Total Group B	73	1				
Crimes Against Society						
		Drug/Narcotic Violations	22	20	19	1
		Drug Equipment Violations	0	0	0	0
		Betting/Wagering	0	0	0	0
		Operating/Promoting/Assisting Gambling	0	0	0	0
		Gambling Equipment Violations	0	0	0	0
		Sports Tampering	0	0	0	0
		Pornography/Obscene Material	0	0	0	0
		Prostitution	0	0	0	0
		Assisting or Promoting Prostitution	0	0	0	0
		Purchasing Prostitution	0	0	0	0
		Weapon Law Violations	0	0	0	0
		Animal Cruelty	0	0	0	0
Total Group A Offenses			71	54	52	3

(\*) Offenses are counted using the FBI Units of Count for Crime

(\*\*) The 'Arrests' column shows arrests made for incidents during the selected period, regardless of arrest date. Arrest counts for the same period may change over time.

This report is valid as of August 22, 2024 and is subject to change

# Houlton PD - ME0020400 - NIBRS Agency Crime Overview - 2023

2023 Population Estimate		6,072	Offenses (*)		Arrests (**)	
Offense Overview			Reported	Cleared	Adult	Juvenile
Group A Offenses						
Crimes Against Persons						
Offense Total	223	Murder and Nonnegligent Manslaughter	0	0	0	0
Number Cleared	166	Negligent Manslaughter	0	0	0	0
Percent Cleared	74.44 %	Kidnapping/Abduction	1	1	1	0
Group A Crimes per 100,000 population	3,672.6	Rape	1	0	0	0
		Sodomy	0	0	0	0
		Sexual Assault With An Object	0	0	0	0
		Fondling	0	0	0	0
		Incest	0	0	0	0
		Statutory Rape	0	0	0	0
Total Arrests	235	Aggravated Assault	3	3	3	0
Adult Arrests	227	Simple Assault	36	32	24	3
Juvenile Arrests	8	Intimidation	18	12	7	0
Unknown Age	0	Human Trafficking, Commercial Sex Acts	0	0	0	0
Arrests per 100,000 population	3,870.2	Human Trafficking, Involuntary Servitude	0	0	0	0
		Crimes Against Property				
		Arson	0	0	0	0
		Bribery	0	0	0	0
		Burglary/Breaking & Entering	6	4	2	0
		Counterfeiting/Forgery	3	1	1	0
		Destruction/Damage/Vandalism of Property	24	15	12	0
		Embezzlement	0	0	0	0
		Extortion/Blackmail	0	0	0	0
		False Pretenses/Swindle/Confidence Game	1	1	1	0
		Credit Card/Automated Teller Machine Fraud	0	0	0	0
		Impersonation	1	1	1	0
		Welfare Fraud	0	0	0	0
		Wire Fraud	0	0	0	0
		Identity Theft	0	0	0	0
		Hacking/Computer Invasion	0	0	0	0
		Robbery	0	0	0	0
		Pocket-picking	0	0	0	0
		Purse-snatching	0	0	0	0
		Shoplifting	0	0	0	0
		Theft From Building	0	0	0	0
		Theft From Coin Operated Machine or Device	0	0	0	0
		Theft From Motor Vehicle	4	1	1	0
		Theft of Motor Vehicle Parts/Accessories	0	0	0	0
		All Other Larceny	72	45	42	3
		Motor Vehicle Theft	2	2	2	1
		Stolen Property Offenses	1	1	2	0
Group B Arrests						
Offense	Adult	Juvenile				
Bad Checks	2	0				
Curfew/Loitering/Vagrancy Violations	0	0				
Disorderly Conduct	1	0				
Driving Under the Influence	2	0				
Drunkenness	0	0				
Family Offenses (Nonviolent)	0	0				
Liquor Law Violations	1	0				
Peeping Tom	0	0				
Trespass of Real Property	8	0				
All Other Offenses	68	1				
Total Group B	82	1				
Crimes Against Society						
		Drug/Narcotic Violations	46	43	46	0
		Drug Equipment Violations	0	0	0	0
		Betting/Wagering	0	0	0	0
		Operating/Promoting/Assisting Gambling	0	0	0	0
		Gambling Equipment Violations	0	0	0	0
		Sports Tampering	0	0	0	0
		Pornography/Obscene Material	0	0	0	0
		Prostitution	0	0	0	0
		Assisting or Promoting Prostitution	0	0	0	0
		Purchasing Prostitution	0	0	0	0
		Weapon Law Violations	4	4	0	0
		Animal Cruelty	0	0	0	0
Total Group A Offenses			223	166	145	7

(\*) Offenses are counted using the FBI Units of Count for Crime

(\*\*) The 'Arrests' column shows arrests made for incidents during the selected period, regardless of arrest date. Arrest counts for the same period may change over time.

This report is valid as of August 22, 2024 and is subject to change

# Islesboro PD - ME0140500 - NIBRS Agency Crime Overview - 2023

2023 Population Estimate		592	Offenses (*)		Arrests (**)	
Offense Overview			Reported	Cleared	Adult	Juvenile
Group A Offenses						
Crimes Against Persons						
Offense Total	10	Murder and Nonnegligent Manslaughter	0	0	0	0
Number Cleared	1	Negligent Manslaughter	0	0	0	0
Percent Cleared	10.00 %	Kidnapping/Abduction	0	0	0	0
Group A Crimes per 100,000 population	1,689.2	Rape	0	0	0	0
		Sodomy	0	0	0	0
		Sexual Assault With An Object	0	0	0	0
		Fondling	0	0	0	0
		Incest	0	0	0	0
		Statutory Rape	0	0	0	0
Total Arrests	4	Aggravated Assault	0	0	0	0
Adult Arrests	4	Simple Assault	1	1	1	0
Juvenile Arrests	0	Intimidation	0	0	0	0
Unknown Age	0	Human Trafficking, Commercial Sex Acts	0	0	0	0
Arrests per 100,000 population	675.7	Human Trafficking, Involuntary Servitude	0	0	0	0
		Crimes Against Property				
		Arson	0	0	0	0
		Bribery	0	0	0	0
		Burglary/Breaking & Entering	1	0	0	0
		Counterfeiting/Forgery	0	0	0	0
		Destruction/Damage/Vandalism of Property	2	0	0	0
		Embezzlement	0	0	0	0
		Extortion/Blackmail	0	0	0	0
		False Pretenses/Swindle/Confidence Game	0	0	0	0
		Credit Card/Automated Teller Machine Fraud	0	0	0	0
		Impersonation	0	0	0	0
		Welfare Fraud	0	0	0	0
		Wire Fraud	0	0	0	0
		Identity Theft	0	0	0	0
		Hacking/Computer Invasion	0	0	0	0
		Robbery	0	0	0	0
		Pocket-picking	0	0	0	0
		Purse-snatching	0	0	0	0
		Shoplifting	0	0	0	0
		Theft From Building	0	0	0	0
		Theft From Coin Operated Machine or Device	0	0	0	0
		Theft From Motor Vehicle	1	0	0	0
		Theft of Motor Vehicle Parts/Accessories	0	0	0	0
		All Other Larceny	5	0	0	0
		Motor Vehicle Theft	0	0	0	0
		Stolen Property Offenses	0	0	0	0
Group B Arrests						
Offense	Adult	Juvenile				
Bad Checks	0	0				
Curfew/Loitering/Vagrancy Violations	0	0				
Disorderly Conduct	1	0				
Driving Under the Influence	1	0				
Drunkenness	0	0				
Family Offenses (Nonviolent)	0	0				
Liquor Law Violations	0	0				
Peeping Tom	0	0				
Trespass of Real Property	1	0				
All Other Offenses	0	0				
Total Group B	3	0				
Crimes Against Society						
		Drug/Narcotic Violations	0	0	0	0
		Drug Equipment Violations	0	0	0	0
		Betting/Wagering	0	0	0	0
		Operating/Promoting/Assisting Gambling	0	0	0	0
		Gambling Equipment Violations	0	0	0	0
		Sports Tampering	0	0	0	0
		Pornography/Obscene Material	0	0	0	0
		Prostitution	0	0	0	0
		Assisting or Promoting Prostitution	0	0	0	0
		Purchasing Prostitution	0	0	0	0
		Weapon Law Violations	0	0	0	0
		Animal Cruelty	0	0	0	0
Total Group A Offenses			10	1	1	0

(\*) Offenses are counted using the FBI Units of Count for Crime

(\*\*) The 'Arrests' column shows arrests made for incidents during the selected period, regardless of arrest date. Arrest counts for the same period may change over time.

This report is valid as of August 22, 2024 and is subject to change

# Jay PD - ME0040200 - NIBRS Agency Crime Overview - 2023

2023 Population Estimate		4,679		Offenses (*)		Arrests (**)	
Offense Overview		Group A Offenses		Reported	Cleared	Adult	Juvenile
		Crimes Against Persons					
Offense Total	195	Murder and Nonnegligent Manslaughter		0	0	0	0
Number Cleared	82	Negligent Manslaughter		0	0	0	0
Percent Cleared	42.05 %	Kidnapping/Abduction		0	0	0	0
Group A Crimes per 100,000 population	4,167.6	Rape		1	0	0	0
		Sodomy		0	0	0	0
		Sexual Assault With An Object		0	0	0	0
		Fondling		4	1	0	1
		Incest		3	1	0	0
		Statutory Rape		1	0	0	0
		Aggravated Assault		9	7	2	2
		Simple Assault		54	38	20	6
		Intimidation		26	11	0	0
		Human Trafficking, Commercial Sex Acts		0	0	0	0
		Human Trafficking, Involuntary Servitude		0	0	0	0
		Crimes Against Property					
		Arson		0	0	0	0
		Bribery		0	0	0	0
		Burglary/Breaking & Entering		12	2	0	0
		Counterfeiting/Forgery		0	0	0	0
		Destruction/Damage/Vandalism of Property		35	9	5	4
		Embezzlement		0	0	0	0
		Extortion/Blackmail		0	0	0	0
		False Pretenses/Swindle/Confidence Game		5	1	1	0
		Credit Card/Automated Teller Machine Fraud		0	0	0	0
		Impersonation		0	0	0	0
		Welfare Fraud		0	0	0	0
		Wire Fraud		0	0	0	0
		Identity Theft		0	0	0	0
		Hacking/Computer Invasion		0	0	0	0
		Robbery		2	1	0	0
		Pocket-picking		0	0	0	0
		Purse-snatching		0	0	0	0
		Shoplifting		0	0	0	0
		Theft From Building		0	0	0	0
		Theft From Coin Operated Machine or Device		0	0	0	0
		Theft From Motor Vehicle		2	0	0	0
		Theft of Motor Vehicle Parts/Accessories		0	0	0	0
		All Other Larceny		26	5	5	1
		Motor Vehicle Theft		7	3	1	1
		Stolen Property Offenses		2	0	0	0
		Crimes Against Society					
		Drug/Narcotic Violations		5	3	2	0
		Drug Equipment Violations		0	0	0	0
		Betting/Wagering		0	0	0	0
		Operating/Promoting/Assisting Gambling		0	0	0	0
		Gambling Equipment Violations		0	0	0	0
		Sports Tampering		0	0	0	0
		Pornography/Obscene Material		0	0	0	0
		Prostitution		0	0	0	0
		Assisting or Promoting Prostitution		1	0	0	0
		Purchasing Prostitution		0	0	0	0
		Weapon Law Violations		0	0	0	0
		Animal Cruelty		0	0	0	0
		Total Group A Offenses		195	82	36	15
Group B Arrests							
Offense	Adult	Juvenile					
Bad Checks	1	0					
Curfew/Loitering/Vagrancy Violations	0	0					
Disorderly Conduct	2	0					
Driving Under the Influence	7	0					
Drunkenness	0	0					
Family Offenses (Nonviolent)	1	0					
Liquor Law Violations	0	0					
Peeping Tom	0	0					
Trespass of Real Property	3	1					
All Other Offenses	37	4					
Total Group B	51	5					

(\*) Offenses are counted using the FBI Units of Count for Crime

(\*\*) The 'Arrests' column shows arrests made for incidents during the selected period, regardless of arrest date. Arrest counts for the same period may change over time.

This report is valid as of August 22, 2024 and is subject to change

# Kennebec SO - ME0060000 - NIBRS Agency Crime Overview - 2023

2023 Population Estimate		54,348	Offenses (*)		Arrests (**)			
			Group A Offenses	Reported	Cleared	Adult	Juvenile	
Offense Overview			Crimes Against Persons					
Offense Total	854		Murder and Nonnegligent Manslaughter	0	0	0	0	
Number Cleared	336		Negligent Manslaughter	0	0	0	0	
Percent Cleared	39.34 %		Kidnapping/Abduction	0	0	0	0	
Group A Crimes per 100,000 population	1,571.4		Rape	7	0	0	0	
			Sodomy	0	0	0	0	
			Sexual Assault With An Object	0	0	0	0	
			Fondling	8	1	0	0	
			Incest	2	1	0	0	
			Statutory Rape	4	0	0	0	
			Aggravated Assault	18	14	10	1	
Total Arrests	745		Simple Assault	179	91	70	6	
Adult Arrests	716		Intimidation	87	36	18	2	
Juvenile Arrests	29		Human Trafficking, Commercial Sex Acts	0	0	0	0	
Unknown Age	0		Human Trafficking, Involuntary Servitude	0	0	0	0	
Arrests per 100,000 population	1,370.8		Crimes Against Property					
Average number offenses/incident	1.14		Arson	0	0	0	0	
			Bribery	0	0	0	0	
			Burglary/Breaking & Entering	39	17	13	1	
			Counterfeiting/Forgery	10	4	4	0	
			Destruction/Damage/Vandalism of Property	129	54	14	7	
Group B Arrests				Embezzlement	0	0	0	0
Offense	Adult	Juvenile	Extortion/Blackmail	2	0	0	0	
Bad Checks	0	0	False Pretenses/Swindle/Confidence Game	69	10	9	0	
Curfew/Loitering/Vagrancy Violations	0	0	Credit Card/Automated Teller Machine Fraud	11	0	0	0	
Disorderly Conduct	15	0	Impersonation	0	0	0	0	
Driving Under the Influence	94	1	Welfare Fraud	0	0	0	0	
Drunkenness	0	0	Wire Fraud	0	0	0	0	
Family Offenses (Nonviolent)	3	0	Identity Theft	0	0	0	0	
Liquor Law Violations	1	0	Hacking/Computer Invasion	0	0	0	0	
Peeping Tom	0	0	Robbery	2	1	0	1	
Trespass of Real Property	9	3	Pocket-picking	0	0	0	0	
All Other Offenses	385	3	Purse-snatching	0	0	0	0	
Total Group B	507	7	Shoplifting	1	1	1	0	
			Theft From Building	0	0	0	0	
			Theft From Coin Operated Machine or Device	0	0	0	0	
			Theft From Motor Vehicle	5	1	0	0	
			Theft of Motor Vehicle Parts/Accessories	0	0	0	0	
			All Other Larceny	164	28	27	1	
			Motor Vehicle Theft	26	10	4	3	
			Stolen Property Offenses	1	1	0	0	
			Crimes Against Society					
			Drug/Narcotic Violations	84	62	38	0	
			Drug Equipment Violations	0	0	0	0	
			Betting/Wagering	0	0	0	0	
			Operating/Promoting/Assisting Gambling	0	0	0	0	
			Gambling Equipment Violations	0	0	0	0	
			Sports Tampering	0	0	0	0	
			Pornography/Obscene Material	1	0	0	0	
			Prostitution	0	0	0	0	
			Assisting or Promoting Prostitution	0	0	0	0	
			Purchasing Prostitution	0	0	0	0	
			Weapon Law Violations	5	4	1	0	
			Animal Cruelty	0	0	0	0	
			Total Group A Offenses	854	336	209	22	

(\*) Offenses are counted using the FBI Units of Count for Crime

(\*\*) The 'Arrests' column shows arrests made for incidents during the selected period, regardless of arrest date. Arrest counts for the same period may change over time.

This report is valid as of August 22, 2024 and is subject to change

# Kennebunk PD - ME0160800 - NIBRS Agency Crime Overview - 2023

2023 Population Estimate		11,863		Offenses (*)		Arrests (**)	
Offense Overview		Group A Offenses		Reported	Cleared	Adult	Juvenile
		Crimes Against Persons					
Offense Total	167	Murder and Nonnegligent Manslaughter		0	0	0	0
Number Cleared	48	Negligent Manslaughter		0	0	0	0
Percent Cleared	28.74 %	Kidnapping/Abduction		0	0	0	0
Group A Crimes per 100,000 population	1,407.7	Rape		7	2	0	2
		Sodomy		0	0	0	0
		Sexual Assault With An Object		0	0	0	0
		Fondling		4	3	2	0
		Incest		0	0	0	0
		Statutory Rape		0	0	0	0
Total Arrests	110	Aggravated Assault		0	0	0	0
Adult Arrests	91	Simple Assault		16	9	7	1
Juvenile Arrests	19	Intimidation		12	3	4	0
Unknown Age	0	Human Trafficking, Commercial Sex Acts		0	0	0	0
Arrests per 100,000 population	927.3	Human Trafficking, Involuntary Servitude		0	0	0	0
		Crimes Against Property					
		Arson		0	0	0	0
		Bribery		0	0	0	0
		Burglary/Breaking & Entering		6	2	2	0
		Counterfeiting/Forgery		7	2	1	1
		Destruction/Damage/Vandalism of Property		39	12	6	4
		Embezzlement		0	0	0	0
		Extortion/Blackmail		1	0	0	0
		False Pretenses/Swindle/Confidence Game		22	0	0	0
		Credit Card/Automated Teller Machine Fraud		4	0	0	0
		Impersonation		0	0	0	0
		Welfare Fraud		0	0	0	0
		Wire Fraud		0	0	0	0
		Identity Theft		0	0	0	0
		Hacking/Computer Invasion		0	0	0	0
		Robbery		0	0	0	0
		Pocket-picking		0	0	0	0
		Purse-snatching		0	0	0	0
		Shoplifting		0	0	0	0
		Theft From Building		0	0	0	0
		Theft From Coin Operated Machine or Device		0	0	0	0
		Theft From Motor Vehicle		3	0	0	0
		Theft of Motor Vehicle Parts/Accessories		0	0	0	0
		All Other Larceny		41	12	9	5
		Motor Vehicle Theft		1	0	0	0
		Stolen Property Offenses		0	0	0	0
		Crimes Against Society					
		Drug/Narcotic Violations		2	2	1	0
		Drug Equipment Violations		0	0	0	0
		Betting/Wagering		0	0	0	0
		Operating/Promoting/Assisting Gambling		0	0	0	0
		Gambling Equipment Violations		0	0	0	0
		Sports Tampering		0	0	0	0
		Pornography/Obscene Material		1	0	0	0
		Prostitution		0	0	0	0
		Assisting or Promoting Prostitution		0	0	0	0
		Purchasing Prostitution		0	0	0	0
		Weapon Law Violations		0	0	0	0
		Animal Cruelty		1	1	1	0
		Total Group A Offenses		167	48	33	13
Group B Arrests							
Offense	Adult	Juvenile					
Bad Checks	0	0					
Curfew/Loitering/Vagrancy Violations	0	0					
Disorderly Conduct	1	0					
Driving Under the Influence	22	2					
Drunkenness	0	0					
Family Offenses (Nonviolent)	0	0					
Liquor Law Violations	2	2					
Peeping Tom	0	0					
Trespass of Real Property	0	0					
All Other Offenses	33	2					
Total Group B	58	6					

(\*) Offenses are counted using the FBI Units of Count for Crime

(\*\*) The 'Arrests' column shows arrests made for incidents during the selected period, regardless of arrest date. Arrest counts for the same period may change over time.

This report is valid as of August 22, 2024 and is subject to change



# Kennebunkport PD - ME0160900 - NIBRS Agency Crime Overview - 2023

2023 Population Estimate		3,729		Offenses (*)		Arrests (**)	
Offense Overview		Group A Offenses		Reported	Cleared	Adult	Juvenile
		Crimes Against Persons					
Offense Total	72	Murder and Nonnegligent Manslaughter		0	0	0	0
Number Cleared	19	Negligent Manslaughter		0	0	0	0
Percent Cleared	26.39 %	Kidnapping/Abduction		0	0	0	0
Group A Crimes per 100,000 population	1,930.8	Rape		1	0	0	0
		Sodomy		0	0	0	0
		Sexual Assault With An Object		0	0	0	0
		Fondling		0	0	0	0
		Incest		0	0	0	0
		Statutory Rape		0	0	0	0
Total Arrests	29	Aggravated Assault		1	1	1	0
Adult Arrests	22	Simple Assault		8	6	3	2
Juvenile Arrests	7	Intimidation		9	2	1	0
Unknown Age	0	Human Trafficking, Commercial Sex Acts		0	0	0	0
Arrests per 100,000 population	777.7	Human Trafficking, Involuntary Servitude		0	0	0	0
		Crimes Against Property					
		Arson		0	0	0	0
		Bribery		0	0	0	0
		Burglary/Breaking & Entering		2	0	0	0
		Counterfeiting/Forgery		3	0	0	0
		Destruction/Damage/Vandalism of Property		9	1	1	0
		Embezzlement		0	0	0	0
		Extortion/Blackmail		1	0	0	0
		False Pretenses/Swindle/Confidence Game		7	1	0	0
		Credit Card/Automated Teller Machine Fraud		1	0	0	0
		Impersonation		0	0	0	0
		Welfare Fraud		0	0	0	0
		Wire Fraud		0	0	0	0
		Identity Theft		0	0	0	0
		Hacking/Computer Invasion		0	0	0	0
		Robbery		0	0	0	0
		Pocket-picking		0	0	0	0
		Purse-snatching		0	0	0	0
		Shoplifting		0	0	0	0
		Theft From Building		0	0	0	0
		Theft From Coin Operated Machine or Device		0	0	0	0
		Theft From Motor Vehicle		2	0	0	0
		Theft of Motor Vehicle Parts/Accessories		0	0	0	0
		All Other Larceny		21	2	0	1
		Motor Vehicle Theft		0	0	0	0
		Stolen Property Offenses		0	0	0	0
		Crimes Against Society					
		Drug/Narcotic Violations		4	4	2	1
		Drug Equipment Violations		2	2	1	0
		Betting/Wagering		0	0	0	0
		Operating/Promoting/Assisting Gambling		0	0	0	0
		Gambling Equipment Violations		0	0	0	0
		Sports Tampering		0	0	0	0
		Pornography/Obscene Material		1	0	0	0
		Prostitution		0	0	0	0
		Assisting or Promoting Prostitution		0	0	0	0
		Purchasing Prostitution		0	0	0	0
		Weapon Law Violations		0	0	0	0
		Animal Cruelty		0	0	0	0
		Total Group A Offenses		72	19	9	4
Group B Arrests							
Offense	Adult	Juvenile					
Bad Checks	0	0					
Curfew/Loitering/Vagrancy Violations	0	0					
Disorderly Conduct	1	0					
Driving Under the Influence	5	0					
Drunkenness	0	0					
Family Offenses (Nonviolent)	0	0					
Liquor Law Violations	1	2					
Peeping Tom	0	0					
Trespass of Real Property	1	0					
All Other Offenses	5	1					
Total Group B	13	3					

(\*) Offenses are counted using the FBI Units of Count for Crime

(\*\*) The 'Arrests' column shows arrests made for incidents during the selected period, regardless of arrest date. Arrest counts for the same period may change over time.

This report is valid as of August 22, 2024 and is subject to change

Kittery PD - ME0160200 - NIBRS Agency Crime Overview - 2023

2023 Population Estimate			10,314	Offenses (*)		Arrests (**)			
				Reported	Cleared	Adult	Juvenile		
Offense Overview			Crimes Against Persons						
Offense Total	205	Murder and Nonnegligent Manslaughter			0	0	0	0	
Number Cleared	105	Negligent Manslaughter			0	0	0	0	
Percent Cleared	51.22 %	Kidnapping/Abduction			0	0	0	0	
Group A Crimes per 100,000 population	1,987.6	Rape			1	0	0	0	
		Sodomy			0	0	0	0	
		Sexual Assault With An Object			0	0	0	0	
		Fondling			2	0	0	0	
		Incest			0	0	0	0	
Arrest Overview			Statutory Rape			2	1	1	0
Total Arrests	190	Aggravated Assault			0	0	0	0	
Adult Arrests	176	Simple Assault			24	18	14	1	
Juvenile Arrests	14	Intimidation			7	2	2	0	
Unknown Age	0	Human Trafficking, Commercial Sex Acts			0	0	0	0	
		Human Trafficking, Involuntary Servitude			0	0	0	0	
Arrests per 100,000 population	1,842.2	Crimes Against Property							
		Arson			0	0	0	0	
Average number offenses/incident	1.03	Bribery			0	0	0	0	
		Burglary/Breaking & Entering			0	0	0	0	
		Counterfeiting/Forgery			4	0	0	0	
Group B Arrests			Destruction/Damage/Vandalism of Property			23	4	4	0
Offense	Adult	Juvenile	Embezzlement			0	0	0	0
Bad Checks	0	0	Extortion/Blackmail			0	0	0	0
Curfew/Loitering/Vagrancy Violations	0	0	False Pretenses/Swindle/Confidence Game			8	0	0	0
Disorderly Conduct	3	0	Credit Card/Automated Teller Machine Fraud			2	0	0	0
Driving Under the Influence	22	0	Impersonation			0	0	0	0
Drunkenness	0	0	Welfare Fraud			0	0	0	0
Family Offenses (Nonviolent)	1	0	Wire Fraud			0	0	0	0
Liquor Law Violations	1	0	Identity Theft			0	0	0	0
Peeping Tom	0	0	Hacking/Computer Invasion			0	0	0	0
Trespass of Real Property	3	0	Robbery			0	0	0	0
All Other Offenses	48	1	Pocket-picking			0	0	0	0
Total Group B	78	1	Purse-snatching			0	0	0	0
			Shoplifting			56	45	43	5
			Theft From Building			0	0	0	0
			Theft From Coin Operated Machine or Device			0	0	0	0
			Theft From Motor Vehicle			2	1	1	0
			Theft of Motor Vehicle Parts/Accessories			0	0	0	0
			All Other Larceny			61	29	28	5
			Motor Vehicle Theft			6	0	0	0
			Stolen Property Offenses			3	2	2	1
			Crimes Against Society						
			Drug/Narcotic Violations			3	3	3	1
			Drug Equipment Violations			0	0	0	0
			Betting/Wagering			0	0	0	0
			Operating/Promoting/Assisting Gambling			0	0	0	0
			Gambling Equipment Violations			0	0	0	0
			Sports Tampering			0	0	0	0
			Pornography/Obscene Material			1	0	0	0
			Prostitution			0	0	0	0
			Assisting or Promoting Prostitution			0	0	0	0
			Purchasing Prostitution			0	0	0	0
			Weapon Law Violations			0	0	0	0
			Animal Cruelty			0	0	0	0
Total Group A Offenses				205	105	98	13		

(\*) Offenses are counted using the FBI Units of Count for Crime

(\*\*) The 'Arrests' column shows arrests made for incidents during the selected period, regardless of arrest date. Arrest counts for the same period may change over time.

# Knox SO - ME0070000 - NIBRS Agency Crime Overview - 2023

2023 Population Estimate		22,509	Offenses (*)		Arrests (**)	
Offense Overview			Reported	Cleared	Adult	Juvenile
Group A Offenses						
Crimes Against Persons						
Offense Total	405	Murder and Nonnegligent Manslaughter	0	0	0	0
Number Cleared	138	Negligent Manslaughter	0	0	0	0
Percent Cleared	34.07 %	Kidnapping/Abduction	1	1	1	0
Group A Crimes per 100,000 population	1,799.3	Rape	0	0	0	0
		Sodomy	0	0	0	0
		Sexual Assault With An Object	0	0	0	0
		Fondling	0	0	0	0
		Incest	0	0	0	0
		Statutory Rape	0	0	0	0
Total Arrests	292	Aggravated Assault	9	6	10	0
Adult Arrests	278	Simple Assault	71	50	36	4
Juvenile Arrests	14	Intimidation	90	16	10	0
Unknown Age	0	Human Trafficking, Commercial Sex Acts	0	0	0	0
Arrests per 100,000 population	1,297.3	Human Trafficking, Involuntary Servitude	0	0	0	0
		Crimes Against Property				
		Arson	1	0	0	0
		Bribery	0	0	0	0
		Burglary/Breaking & Entering	20	8	4	2
		Counterfeiting/Forgery	0	0	0	0
		Destruction/Damage/Vandalism of Property	63	19	10	3
		Embezzlement	0	0	0	0
		Extortion/Blackmail	1	0	0	0
		False Pretenses/Swindle/Confidence Game	27	0	0	0
		Credit Card/Automated Teller Machine Fraud	0	0	0	0
		Impersonation	0	0	0	0
		Welfare Fraud	0	0	0	0
		Wire Fraud	0	0	0	0
		Identity Theft	0	0	0	0
		Hacking/Computer Invasion	0	0	0	0
		Robbery	2	0	0	0
		Pocket-picking	0	0	0	0
		Purse-snatching	0	0	0	0
		Shoplifting	1	0	0	0
		Theft From Building	0	0	0	0
		Theft From Coin Operated Machine or Device	0	0	0	0
		Theft From Motor Vehicle	2	0	0	0
		Theft of Motor Vehicle Parts/Accessories	0	0	0	0
		All Other Larceny	88	18	15	0
		Motor Vehicle Theft	12	5	3	1
		Stolen Property Offenses	1	1	1	0
Group B Arrests						
Offense	Adult	Juvenile				
Bad Checks	0	0				
Curfew/Loitering/Vagrancy Violations	0	0				
Disorderly Conduct	8	0				
Driving Under the Influence	24	1				
Drunkenness	0	0				
Family Offenses (Nonviolent)	1	0				
Liquor Law Violations	0	1				
Peeping Tom	0	0				
Trespass of Real Property	7	0				
All Other Offenses	136	2				
Total Group B	176	4				
Crimes Against Society						
		Drug/Narcotic Violations	12	11	10	0
		Drug Equipment Violations	1	1	0	0
		Betting/Wagering	0	0	0	0
		Operating/Promoting/Assisting Gambling	0	0	0	0
		Gambling Equipment Violations	0	0	0	0
		Sports Tampering	0	0	0	0
		Pornography/Obscene Material	0	0	0	0
		Prostitution	0	0	0	0
		Assisting or Promoting Prostitution	0	0	0	0
		Purchasing Prostitution	0	0	0	0
		Weapon Law Violations	3	2	2	0
		Animal Cruelty	0	0	0	0
Total Group A Offenses			405	138	102	10

(\*) Offenses are counted using the FBI Units of Count for Crime

(\*\*) The 'Arrests' column shows arrests made for incidents during the selected period, regardless of arrest date. Arrest counts for the same period may change over time.

This report is valid as of August 22, 2024 and is subject to change

# Lewiston PD - ME0010200 - NIBRS Agency Crime Overview - 2023

2023 Population Estimate		39,209	Offenses (*)		Arrests (**)	
Offense Overview			Reported	Cleared	Adult	Juvenile
Group A Offenses						
Crimes Against Persons						
Offense Total	1,965	Murder and Nonnegligent Manslaughter	20	20	1	0
Number Cleared	1,021	Negligent Manslaughter	0	0	0	0
Percent Cleared	51.96 %	Kidnapping/Abduction	0	0	0	0
Group A Crimes per 100,000 population	5,011.6	Rape	14	1	0	0
		Sodomy	8	0	0	0
		Sexual Assault With An Object	1	1	1	0
		Fondling	24	7	3	2
		Incest	0	0	0	0
		Statutory Rape	1	0	0	0
Total Arrests	2,299	Aggravated Assault	74	54	39	2
Adult Arrests	2,236	Simple Assault	252	205	153	16
Juvenile Arrests	63	Intimidation	89	64	43	6
Unknown Age	0	Human Trafficking, Commercial Sex Acts	0	0	0	0
Arrests per 100,000 population	5,863.4	Human Trafficking, Involuntary Servitude	0	0	0	0
		Crimes Against Property				
		Arson	2	1	1	0
		Bribery	0	0	0	0
		Burglary/Breaking & Entering	79	23	20	3
		Counterfeiting/Forgery	23	12	9	0
		Destruction/Damage/Vandalism of Property	280	84	49	7
		Embezzlement	8	4	4	0
		Extortion/Blackmail	0	0	0	0
		False Pretenses/Swindle/Confidence Game	23	9	7	0
		Credit Card/Automated Teller Machine Fraud	39	7	3	0
		Impersonation	5	1	0	0
		Welfare Fraud	1	1	1	0
		Wire Fraud	11	0	0	0
		Identity Theft	3	0	0	0
		Hacking/Computer Invasion	0	0	0	0
		Robbery	22	7	7	0
		Pocket-picking	0	0	0	0
		Purse-snatching	0	0	0	0
		Shoplifting	151	71	68	4
		Theft From Building	70	19	15	2
		Theft From Coin Operated Machine or Device	3	2	2	0
		Theft From Motor Vehicle	112	18	10	0
		Theft of Motor Vehicle Parts/Accessories	22	1	1	0
		All Other Larceny	183	20	14	1
		Motor Vehicle Theft	50	10	6	5
		Stolen Property Offenses	15	15	11	1
Crimes Against Society						
		Drug/Narcotic Violations	312	308	272	1
		Drug Equipment Violations	6	6	2	0
		Betting/Wagering	0	0	0	0
		Operating/Promoting/Assisting Gambling	0	0	0	0
		Gambling Equipment Violations	0	0	0	0
		Sports Tampering	0	0	0	0
		Pornography/Obscene Material	1	0	0	0
		Prostitution	1	1	1	0
		Assisting or Promoting Prostitution	2	1	0	0
		Purchasing Prostitution	0	0	0	0
		Weapon Law Violations	49	43	17	3
		Animal Cruelty	9	5	5	0
Total Group A Offenses			1,965	1,021	765	53
Group B Arrests						
Offense	Adult	Juvenile				
Bad Checks	2	0				
Curfew/Loitering/Vagrancy Violations	1	0				
Disorderly Conduct	61	2				
Driving Under the Influence	92	0				
Drunkenness	0	0				
Family Offenses (Nonviolent)	7	0				
Liquor Law Violations	117	2				
Peeping Tom	0	0				
Trespass of Real Property	188	0				
All Other Offenses	1,003	6				
Total Group B	1,471	10				

(\*) Offenses are counted using the FBI Units of Count for Crime

(\*\*) The 'Arrests' column shows arrests made for incidents during the selected period, regardless of arrest date. Arrest counts for the same period may change over time.

This report is valid as of August 22, 2024 and is subject to change

# Lincoln PD - ME0100400 - NIBRS Agency Crime Overview - 2023

2023 Population Estimate		4,873		Offenses (*)		Arrests (**)	
Offense Overview		Group A Offenses		Reported	Cleared	Adult	Juvenile
		Crimes Against Persons					
Offense Total	49	Murder and Nonnegligent Manslaughter		0	0	0	0
Number Cleared	43	Negligent Manslaughter		0	0	0	0
Percent Cleared	87.76 %	Kidnapping/Abduction		0	0	0	0
Group A Crimes per 100,000 population	1,005.5	Rape		0	0	0	0
		Sodomy		0	0	0	0
		Sexual Assault With An Object		0	0	0	0
		Fondling		0	0	0	0
		Incest		0	0	0	0
		Statutory Rape		0	0	0	0
Total Arrests	75	Aggravated Assault		2	1	1	1
Adult Arrests	70	Simple Assault		12	11	7	1
Juvenile Arrests	5	Intimidation		3	3	2	0
Unknown Age	0	Human Trafficking, Commercial Sex Acts		0	0	0	0
Arrests per 100,000 population	1,539.1	Human Trafficking, Involuntary Servitude		0	0	0	0
		Crimes Against Property					
		Arson		0	0	0	0
		Bribery		0	0	0	0
		Burglary/Breaking & Entering		1	1	1	0
		Counterfeiting/Forgery		2	2	1	0
		Destruction/Damage/Vandalism of Property		3	3	2	0
		Embezzlement		0	0	0	0
		Extortion/Blackmail		0	0	0	0
		False Pretenses/Swindle/Confidence Game		0	0	0	0
		Credit Card/Automated Teller Machine Fraud		0	0	0	0
		Impersonation		0	0	0	0
		Welfare Fraud		0	0	0	0
		Wire Fraud		0	0	0	0
		Identity Theft		0	0	0	0
		Hacking/Computer Invasion		0	0	0	0
		Robbery		0	0	0	0
		Pocket-picking		0	0	0	0
		Purse-snatching		0	0	0	0
		Shoplifting		17	13	0	0
		Theft From Building		0	0	0	0
		Theft From Coin Operated Machine or Device		0	0	0	0
		Theft From Motor Vehicle		0	0	0	0
		Theft of Motor Vehicle Parts/Accessories		0	0	0	0
		All Other Larceny		6	6	19	0
		Motor Vehicle Theft		0	0	1	0
		Stolen Property Offenses		0	0	0	0
Group B Arrests		Crimes Against Society					
Bad Checks	0	Drug/Narcotic Violations		3	3	2	0
Curfew/Loitering/Vagrancy Violations	0	Drug Equipment Violations		0	0	0	0
Disorderly Conduct	1	Betting/Wagering		0	0	0	0
Driving Under the Influence	10	Operating/Promoting/Assisting Gambling		0	0	0	0
Drunkenness	0	Gambling Equipment Violations		0	0	0	0
Family Offenses (Nonviolent)	3	Sports Tampering		0	0	0	0
Liquor Law Violations	0	Pornography/Obscene Material		0	0	0	0
Peeping Tom	0	Prostitution		0	0	0	0
Trespass of Real Property	3	Assisting or Promoting Prostitution		0	0	0	0
All Other Offenses	17	Purchasing Prostitution		0	0	0	0
		Weapon Law Violations		0	0	0	0
		Animal Cruelty		0	0	0	0
		Total Group A Offenses		49	43	36	2

(\*) Offenses are counted using the FBI Units of Count for Crime

(\*\*) The 'Arrests' column shows arrests made for incidents during the selected period, regardless of arrest date. Arrest counts for the same period may change over time.

This report is valid as of August 22, 2024 and is subject to change

# Lincoln SO - ME0080000 - NIBRS Agency Crime Overview - 2023

2023 Population Estimate		23,046		Offenses (*)		Arrests (**)	
Offense Overview		Group A Offenses		Reported	Cleared	Adult	Juvenile
		Crimes Against Persons					
Offense Total	449	Murder and Nonnegligent Manslaughter		0	0	0	0
Number Cleared	224	Negligent Manslaughter		1	1	1	0
Percent Cleared	49.89 %	Kidnapping/Abduction		2	2	1	0
Group A Crimes per 100,000 population	1,948.3	Rape		3	0	0	0
		Sodomy		2	1	0	1
		Sexual Assault With An Object		0	0	0	0
		Fondling		8	2	1	0
		Incest		0	0	0	0
		Statutory Rape		3	0	0	0
		Aggravated Assault		6	6	4	1
		Simple Assault		109	83	63	1
		Intimidation		35	26	16	2
		Human Trafficking, Commercial Sex Acts		0	0	0	0
		Human Trafficking, Involuntary Servitude		0	0	0	0
		Crimes Against Property					
		Arson		0	0	0	0
		Bribery		0	0	0	0
		Burglary/Breaking & Entering		17	4	3	0
		Counterfeiting/Forgery		5	2	1	0
		Destruction/Damage/Vandalism of Property		77	33	12	2
		Embezzlement		2	1	0	0
		Extortion/Blackmail		5	0	0	0
		False Pretenses/Swindle/Confidence Game		32	5	6	0
		Credit Card/Automated Teller Machine Fraud		5	2	0	1
		Impersonation		1	0	0	0
		Welfare Fraud		0	0	0	0
		Wire Fraud		2	1	2	0
		Identity Theft		3	0	0	0
		Hacking/Computer Invasion		1	0	0	0
		Robbery		1	1	0	0
		Pocket-picking		0	0	0	0
		Purse-snatching		0	0	0	0
		Shoplifting		0	0	0	0
		Theft From Building		10	4	3	0
		Theft From Coin Operated Machine or Device		0	0	0	0
		Theft From Motor Vehicle		10	1	1	0
		Theft of Motor Vehicle Parts/Accessories		5	0	0	0
		All Other Larceny		56	18	15	0
		Motor Vehicle Theft		10	5	4	0
		Stolen Property Offenses		0	0	0	0
		Crimes Against Society					
		Drug/Narcotic Violations		19	13	9	2
		Drug Equipment Violations		1	1	0	0
		Betting/Wagering		0	0	0	0
		Operating/Promoting/Assisting Gambling		0	0	0	0
		Gambling Equipment Violations		0	0	0	0
		Sports Tampering		0	0	0	0
		Pornography/Obscene Material		10	6	5	1
		Prostitution		1	0	0	0
		Assisting or Promoting Prostitution		0	0	0	0
		Purchasing Prostitution		0	0	0	0
		Weapon Law Violations		6	5	3	0
		Animal Cruelty		1	1	1	0
		Total Group A Offenses		449	224	151	11
		Group B Arrests					
		Adult	Juvenile				
Bad Checks	0	0					
Curfew/Loitering/Vagrancy Violations	0	0					
Disorderly Conduct	3	0					
Driving Under the Influence	81	0					
Drunkenness	0	0					
Family Offenses (Nonviolent)	2	0					
Liquor Law Violations	5	3					
Peeping Tom	0	0					
Trespass of Real Property	4	0					
All Other Offenses	93	0					
Total Group B	188	3					

(\*) Offenses are counted using the FBI Units of Count for Crime

(\*\*) The 'Arrests' column shows arrests made for incidents during the selected period, regardless of arrest date. Arrest counts for the same period may change over time.

This report is valid as of August 22, 2024 and is subject to change

Lisbon PD - ME0010500 - NIBRS Agency Crime Overview - 2023

2023 Population Estimate		9,753		Offenses (*)		Arrests (**)	
Offense Overview		Group A Offenses		Reported	Cleared	Adult	Juvenile
		Crimes Against Persons					
Offense Total	183	Murder and Nonnegligent Manslaughter		1	1	0	0
Number Cleared	68	Negligent Manslaughter		0	0	0	0
Percent Cleared	37.16 %	Kidnapping/Abduction		0	0	0	0
Group A Crimes per 100,000 population	1,876.3	Rape		1	0	0	0
		Sodomy		0	0	0	0
		Sexual Assault With An Object		0	0	0	0
		Fondling		0	0	0	0
		Incest		0	0	0	0
		Statutory Rape		0	0	0	0
Total Arrests	141	Aggravated Assault		1	1	1	0
Adult Arrests	123	Simple Assault		39	18	9	3
Juvenile Arrests	18	Intimidation		10	5	4	0
Unknown Age	0	Human Trafficking, Commercial Sex Acts		0	0	0	0
Arrests per 100,000 population	1,445.7	Human Trafficking, Involuntary Servitude		0	0	0	0
		Crimes Against Property					
		Arson		2	0	0	0
		Bribery		0	0	0	0
		Burglary/Breaking & Entering		3	0	0	0
		Counterfeiting/Forgery		3	1	0	0
		Destruction/Damage/Vandalism of Property		28	13	6	6
		Embezzlement		0	0	0	0
		Extortion/Blackmail		0	0	0	0
		False Pretenses/Swindle/Confidence Game		14	2	2	0
		Credit Card/Automated Teller Machine Fraud		1	1	0	0
		Impersonation		0	0	0	0
		Welfare Fraud		0	0	0	0
		Wire Fraud		0	0	0	0
		Identity Theft		0	0	0	0
		Hacking/Computer Invasion		0	0	0	0
		Robbery		0	0	0	0
		Pocket-picking		0	0	0	0
		Purse-snatching		0	0	0	0
		Shoplifting		0	0	0	0
		Theft From Building		0	0	0	0
		Theft From Coin Operated Machine or Device		0	0	0	0
		Theft From Motor Vehicle		15	2	2	0
		Theft of Motor Vehicle Parts/Accessories		0	0	0	0
		All Other Larceny		46	10	9	0
		Motor Vehicle Theft		11	6	0	2
		Stolen Property Offenses		0	0	0	0
		Crimes Against Society					
		Drug/Narcotic Violations		7	7	5	0
		Drug Equipment Violations		0	0	0	0
		Betting/Wagering		0	0	0	0
		Operating/Promoting/Assisting Gambling		0	0	0	0
		Gambling Equipment Violations		0	0	0	0
		Sports Tampering		0	0	0	0
		Pornography/Obscene Material		0	0	0	0
		Prostitution		0	0	0	0
		Assisting or Promoting Prostitution		0	0	0	0
		Purchasing Prostitution		0	0	0	0
		Weapon Law Violations		1	1	1	0
		Animal Cruelty		0	0	0	0
		Total Group A Offenses		183	68	39	11
Group B Arrests							
Offense	Adult	Juvenile					
Bad Checks	0	0					
Curfew/Loitering/Vagrancy Violations	0	0					
Disorderly Conduct	4	1					
Driving Under the Influence	19	0					
Drunkenness	0	0					
Family Offenses (Nonviolent)	0	0					
Liquor Law Violations	0	0					
Peeping Tom	0	0					
Trespass of Real Property	2	0					
All Other Offenses	59	6					
Total Group B	84	7					

(\*) Offenses are counted using the FBI Units of Count for Crime

(\*\*) The 'Arrests' column shows arrests made for incidents during the selected period, regardless of arrest date. Arrest counts for the same period may change over time.

# Livermore Falls PD - ME0010300 - NIBRS Agency Crime Overview - 2023

2023 Population Estimate		3,072	Offenses (*)		Arrests (**)	
Offense Overview			Reported	Cleared	Adult	Juvenile
Group A Offenses						
Crimes Against Persons						
Offense Total	188	Murder and Nonnegligent Manslaughter	0	0	0	0
Number Cleared	87	Negligent Manslaughter	0	0	0	0
Percent Cleared	46.28 %	Kidnapping/Abduction	0	0	0	0
Group A Crimes per 100,000 population	6,119.8	Rape	1	0	0	0
		Sodomy	0	0	0	0
		Sexual Assault With An Object	0	0	0	0
		Fondling	1	0	0	0
		Incest	0	0	0	0
		Statutory Rape	0	0	0	0
Total Arrests	145	Aggravated Assault	10	7	6	1
Adult Arrests	119	Simple Assault	30	21	18	3
Juvenile Arrests	26	Intimidation	25	14	7	4
Unknown Age	0	Human Trafficking, Commercial Sex Acts	0	0	0	0
Arrests per 100,000 population	4,720.1	Human Trafficking, Involuntary Servitude	0	0	0	0
		Crimes Against Property				
		Arson	0	0	0	0
		Bribery	0	0	0	0
		Burglary/Breaking & Entering	4	2	1	1
		Counterfeiting/Forgery	2	1	1	0
		Destruction/Damage/Vandalism of Property	38	18	9	11
		Embezzlement	0	0	0	0
		Extortion/Blackmail	0	0	0	0
		False Pretenses/Swindle/Confidence Game	4	2	2	0
		Credit Card/Automated Teller Machine Fraud	1	0	0	0
		Impersonation	0	0	0	0
		Welfare Fraud	0	0	0	0
		Wire Fraud	0	0	0	0
		Identity Theft	0	0	0	0
		Hacking/Computer Invasion	0	0	0	0
		Robbery	0	0	0	0
		Pocket-picking	0	0	0	0
		Purse-snatching	0	0	0	0
		Shoplifting	0	0	0	0
		Theft From Building	0	0	0	0
		Theft From Coin Operated Machine or Device	0	0	0	0
		Theft From Motor Vehicle	5	0	0	0
		Theft of Motor Vehicle Parts/Accessories	0	0	0	0
		All Other Larceny	57	16	16	2
		Motor Vehicle Theft	3	0	0	0
		Stolen Property Offenses	1	1	0	1
Crimes Against Society						
		Drug/Narcotic Violations	4	4	2	0
		Drug Equipment Violations	0	0	0	0
		Betting/Wagering	0	0	0	0
		Operating/Promoting/Assisting Gambling	0	0	0	0
		Gambling Equipment Violations	0	0	0	0
		Sports Tampering	0	0	0	0
		Pornography/Obscene Material	0	0	0	0
		Prostitution	0	0	0	0
		Assisting or Promoting Prostitution	0	0	0	0
		Purchasing Prostitution	0	0	0	0
		Weapon Law Violations	2	1	0	0
		Animal Cruelty	0	0	0	0
Total Group A Offenses			188	87	62	23
Group B Arrests						
Offense	Adult	Juvenile				
Bad Checks	0	0				
Curfew/Loitering/Vagrancy Violations	0	0				
Disorderly Conduct	4	0				
Driving Under the Influence	9	0				
Drunkenness	0	0				
Family Offenses (Nonviolent)	1	0				
Liquor Law Violations	0	0				
Peeping Tom	0	0				
Trespass of Real Property	6	0				
All Other Offenses	37	3				
Total Group B	57	3				

(\*) Offenses are counted using the FBI Units of Count for Crime

(\*\*) The 'Arrests' column shows arrests made for incidents during the selected period, regardless of arrest date. Arrest counts for the same period may change over time.

This report is valid as of August 22, 2024 and is subject to change



# Machias PD - ME0150300 - NIBRS Agency Crime Overview - 2023

2023 Population Estimate		2,062	Offenses (*)		Arrests (**)	
Offense Overview			Reported	Cleared	Adult	Juvenile
Group A Offenses						
Crimes Against Persons						
Offense Total	71	Murder and Nonnegligent Manslaughter	0	0	0	0
Number Cleared	28	Negligent Manslaughter	0	0	0	0
Percent Cleared	39.44 %	Kidnapping/Abduction	0	0	0	0
Group A Crimes per 100,000 population	3,443.3	Rape	0	0	0	0
		Sodomy	0	0	0	0
		Sexual Assault With An Object	0	0	0	0
		Fondling	2	1	1	0
		Incest	0	0	0	0
		Statutory Rape	0	0	0	0
Total Arrests	47	Aggravated Assault	1	1	1	0
Adult Arrests	47	Simple Assault	12	5	3	0
Juvenile Arrests	0	Intimidation	14	4	1	0
Unknown Age	0	Human Trafficking, Commercial Sex Acts	0	0	0	0
Arrests per 100,000 population	2,279.3	Human Trafficking, Involuntary Servitude	0	0	0	0
		Crimes Against Property				
		Arson	0	0	0	0
		Bribery	0	0	0	0
		Burglary/Breaking & Entering	4	1	0	0
		Counterfeiting/Forgery	0	0	0	0
		Destruction/Damage/Vandalism of Property	7	0	0	0
		Embezzlement	1	1	0	0
		Extortion/Blackmail	0	0	0	0
		False Pretenses/Swindle/Confidence Game	3	0	0	0
		Credit Card/Automated Teller Machine Fraud	0	0	0	0
		Impersonation	1	0	0	0
		Welfare Fraud	0	0	0	0
		Wire Fraud	0	0	0	0
		Identity Theft	0	0	0	0
		Hacking/Computer Invasion	0	0	0	0
		Robbery	0	0	0	0
		Pocket-picking	0	0	0	0
		Purse-snatching	0	0	0	0
		Shoplifting	3	2	0	0
		Theft From Building	1	1	0	0
		Theft From Coin Operated Machine or Device	0	0	0	0
		Theft From Motor Vehicle	0	0	0	0
		Theft of Motor Vehicle Parts/Accessories	0	0	0	0
		All Other Larceny	16	8	11	0
		Motor Vehicle Theft	1	1	0	0
		Stolen Property Offenses	0	0	0	0
Group B Arrests						
Offense	Adult	Juvenile				
Bad Checks	0	0				
Curfew/Loitering/Vagrancy Violations	0	0				
Disorderly Conduct	2	0				
Driving Under the Influence	2	0				
Drunkenness	0	0				
Family Offenses (Nonviolent)	0	0				
Liquor Law Violations	0	0				
Peeping Tom	0	0				
Trespass of Real Property	0	0				
All Other Offenses	20	0				
Total Group B	24	0				
Crimes Against Society						
		Drug/Narcotic Violations	5	3	6	0
		Drug Equipment Violations	0	0	0	0
		Betting/Wagering	0	0	0	0
		Operating/Promoting/Assisting Gambling	0	0	0	0
		Gambling Equipment Violations	0	0	0	0
		Sports Tampering	0	0	0	0
		Pornography/Obscene Material	0	0	0	0
		Prostitution	0	0	0	0
		Assisting or Promoting Prostitution	0	0	0	0
		Purchasing Prostitution	0	0	0	0
		Weapon Law Violations	0	0	0	0
		Animal Cruelty	0	0	0	0
Total Group A Offenses			71	28	23	0

(\*) Offenses are counted using the FBI Units of Count for Crime

(\*\*) The 'Arrests' column shows arrests made for incidents during the selected period, regardless of arrest date. Arrest counts for the same period may change over time.

This report is valid as of August 22, 2024 and is subject to change

Madawaska PD - ME0020500 - NIBRS Agency Crime Overview - 2023

2023 Population Estimate		3,861		Offenses (*)		Arrests (**)	
Offense Overview		Group A Offenses		Reported	Cleared	Adult	Juvenile
		Crimes Against Persons					
Offense Total	116	Murder and Nonnegligent Manslaughter		1	1	0	0
Number Cleared	93	Negligent Manslaughter		0	0	0	0
Percent Cleared	80.17 %	Kidnapping/Abduction		0	0	0	0
Group A Crimes per 100,000 population	3,004.4	Rape		0	0	0	0
		Sodomy		0	0	0	0
		Sexual Assault With An Object		0	0	0	0
		Fondling		4	4	1	1
		Incest		0	0	0	0
		Statutory Rape		0	0	0	0
		Aggravated Assault		0	0	2	0
		Simple Assault		31	27	24	4
		Intimidation		19	16	11	2
		Human Trafficking, Commercial Sex Acts		0	0	0	0
		Human Trafficking, Involuntary Servitude		0	0	0	0
		Crimes Against Property					
		Arson		0	0	0	0
		Bribery		0	0	0	0
		Burglary/Breaking & Entering		4	3	2	0
		Counterfeiting/Forgery		0	0	0	0
		Destruction/Damage/Vandalism of Property		9	7	2	0
		Embezzlement		0	0	0	0
		Extortion/Blackmail		0	0	0	0
		False Pretenses/Swindle/Confidence Game		3	0	0	0
		Credit Card/Automated Teller Machine Fraud		1	1	0	0
		Impersonation		0	0	0	0
		Welfare Fraud		0	0	0	0
		Wire Fraud		0	0	0	0
		Identity Theft		0	0	0	0
		Hacking/Computer Invasion		0	0	0	0
		Robbery		0	0	0	0
		Pocket-picking		0	0	0	0
		Purse-snatching		0	0	0	0
		Shoplifting		9	9	3	0
		Theft From Building		3	0	2	0
		Theft From Coin Operated Machine or Device		0	0	0	0
		Theft From Motor Vehicle		0	0	0	0
		Theft of Motor Vehicle Parts/Accessories		0	0	0	0
		All Other Larceny		11	4	11	0
		Motor Vehicle Theft		0	0	0	0
		Stolen Property Offenses		0	0	0	0
		Crimes Against Society					
		Drug/Narcotic Violations		15	15	16	1
		Drug Equipment Violations		2	2	1	0
		Betting/Wagering		0	0	0	0
		Operating/Promoting/Assisting Gambling		0	0	0	0
		Gambling Equipment Violations		0	0	0	0
		Sports Tampering		0	0	0	0
		Pornography/Obscene Material		2	2	1	1
		Prostitution		0	0	0	0
		Assisting or Promoting Prostitution		0	0	0	0
		Purchasing Prostitution		0	0	0	0
		Weapon Law Violations		1	1	1	0
		Animal Cruelty		1	1	0	1
		Total Group A Offenses		116	93	77	10
Group B Arrests							
Offense	Adult	Juvenile					
Bad Checks	0	0					
Curfew/Loitering/Vagrancy Violations	0	0					
Disorderly Conduct	10	0					
Driving Under the Influence	18	0					
Drunkenness	0	0					
Family Offenses (Nonviolent)	0	0					
Liquor Law Violations	1	0					
Peeping Tom	0	0					
Trespass of Real Property	6	0					
All Other Offenses	41	0					
Total Group B	76	0					

(\*) Offenses are counted using the FBI Units of Count for Crime

(\*\*) The 'Arrests' column shows arrests made for incidents during the selected period, regardless of arrest date. Arrest counts for the same period may change over time.

This report is valid as of August 22, 2024 and is subject to change

# Mechanic Falls PD - ME0010600 - NIBRS Agency Crime Overview - 2023

2023 Population Estimate		3,121	Offenses (*)		Arrests (**)	
Offense Overview			Reported	Cleared	Adult	Juvenile
Group A Offenses						
Crimes Against Persons						
Offense Total	85	Murder and Nonnegligent Manslaughter	0	0	0	0
Number Cleared	33	Negligent Manslaughter	0	0	0	0
Percent Cleared	38.82 %	Kidnapping/Abduction	0	0	0	0
Group A Crimes per 100,000 population	2,723.5	Rape	0	0	0	0
		Sodomy	0	0	0	0
		Sexual Assault With An Object	0	0	0	0
		Fondling	2	0	0	0
		Incest	0	0	0	0
		Statutory Rape	0	0	0	0
Total Arrests	62	Aggravated Assault	3	1	1	0
Adult Arrests	58	Simple Assault	9	8	6	1
Juvenile Arrests	4	Intimidation	11	7	6	0
Unknown Age	0	Human Trafficking, Commercial Sex Acts	0	0	0	0
Arrests per 100,000 population	1,986.5	Human Trafficking, Involuntary Servitude	0	0	0	0
		Crimes Against Property				
		Arson	0	0	0	0
		Bribery	0	0	0	0
		Burglary/Breaking & Entering	7	2	0	1
		Counterfeiting/Forgery	0	0	0	0
		Destruction/Damage/Vandalism of Property	13	5	1	2
		Embezzlement	0	0	0	0
		Extortion/Blackmail	1	0	0	0
		False Pretenses/Swindle/Confidence Game	1	0	0	0
		Credit Card/Automated Teller Machine Fraud	2	0	0	0
		Impersonation	0	0	0	0
		Welfare Fraud	0	0	0	0
		Wire Fraud	1	0	0	0
		Identity Theft	0	0	0	0
		Hacking/Computer Invasion	0	0	0	0
		Robbery	0	0	0	0
		Pocket-picking	0	0	0	0
		Purse-snatching	0	0	0	0
		Shoplifting	0	0	0	0
		Theft From Building	0	0	0	0
		Theft From Coin Operated Machine or Device	0	0	0	0
		Theft From Motor Vehicle	0	0	0	0
		Theft of Motor Vehicle Parts/Accessories	0	0	0	0
		All Other Larceny	23	3	3	0
		Motor Vehicle Theft	5	3	2	0
		Stolen Property Offenses	0	0	0	0
Group B Arrests						
Offense	Adult	Juvenile				
Bad Checks	0	0				
Curfew/Loitering/Vagrancy Violations	0	0				
Disorderly Conduct	2	0				
Driving Under the Influence	14	0				
Drunkenness	0	0				
Family Offenses (Nonviolent)	0	0				
Liquor Law Violations	0	0				
Peeping Tom	0	0				
Trespass of Real Property	0	0				
All Other Offenses	22	0				
Total Group B	38	0				
Crimes Against Society						
		Drug/Narcotic Violations	5	4	1	0
		Drug Equipment Violations	0	0	0	0
		Betting/Wagering	0	0	0	0
		Operating/Promoting/Assisting Gambling	0	0	0	0
		Gambling Equipment Violations	0	0	0	0
		Sports Tampering	0	0	0	0
		Pornography/Obscene Material	1	0	0	0
		Prostitution	0	0	0	0
		Assisting or Promoting Prostitution	0	0	0	0
		Purchasing Prostitution	0	0	0	0
		Weapon Law Violations	1	0	0	0
		Animal Cruelty	0	0	0	0
Total Group A Offenses			85	33	20	4

(\*) Offenses are counted using the FBI Units of Count for Crime

(\*\*) The 'Arrests' column shows arrests made for incidents during the selected period, regardless of arrest date. Arrest counts for the same period may change over time.

This report is valid as of August 22, 2024 and is subject to change

# Mexico PD - ME0090300 - NIBRS Agency Crime Overview - 2023

2023 Population Estimate		2,822		Offenses (*)		Arrests (**)	
Offense Overview		Group A Offenses		Reported	Cleared	Adult	Juvenile
		Crimes Against Persons					
Offense Total	202	Murder and Nonnegligent Manslaughter		0	0	0	0
Number Cleared	30	Negligent Manslaughter		0	0	0	0
Percent Cleared	14.85 %	Kidnapping/Abduction		0	0	0	0
Group A Crimes per 100,000 population	7,158.0	Rape		3	0	0	0
		Sodomy		0	0	0	0
		Sexual Assault With An Object		0	0	0	0
		Fondling		1	0	0	0
		Incest		0	0	0	0
		Statutory Rape		0	0	0	0
Total Arrests	87	Aggravated Assault		4	3	3	0
Adult Arrests	87	Simple Assault		11	3	13	0
Juvenile Arrests	0	Intimidation		56	12	1	0
Unknown Age	0	Human Trafficking, Commercial Sex Acts		0	0	0	0
Arrests per 100,000 population	3,082.9	Human Trafficking, Involuntary Servitude		0	0	0	0
		Crimes Against Property					
		Arson		1	1	1	0
		Bribery		0	0	0	0
		Burglary/Breaking & Entering		14	1	1	0
		Counterfeiting/Forgery		2	0	0	0
		Destruction/Damage/Vandalism of Property		11	1	0	0
		Embezzlement		0	0	0	0
		Extortion/Blackmail		0	0	0	0
		False Pretenses/Swindle/Confidence Game		13	0	0	0
		Credit Card/Automated Teller Machine Fraud		0	0	0	0
		Impersonation		0	0	0	0
		Welfare Fraud		0	0	0	0
		Wire Fraud		0	0	0	0
		Identity Theft		0	0	0	0
		Hacking/Computer Invasion		0	0	0	0
		Robbery		0	0	0	0
		Pocket-picking		0	0	0	0
		Purse-snatching		0	0	0	0
		Shoplifting		33	5	0	0
		Theft From Building		0	0	0	0
		Theft From Coin Operated Machine or Device		0	0	0	0
		Theft From Motor Vehicle		13	0	0	0
		Theft of Motor Vehicle Parts/Accessories		0	0	0	0
		All Other Larceny		32	2	7	0
		Motor Vehicle Theft		2	1	1	0
		Stolen Property Offenses		1	0	0	0
		Crimes Against Society					
		Drug/Narcotic Violations		2	0	0	0
		Drug Equipment Violations		0	0	0	0
		Betting/Wagering		0	0	0	0
		Operating/Promoting/Assisting Gambling		0	0	0	0
		Gambling Equipment Violations		0	0	0	0
		Sports Tampering		0	0	0	0
		Pornography/Obscene Material		0	0	0	0
		Prostitution		0	0	0	0
		Assisting or Promoting Prostitution		0	0	0	0
		Purchasing Prostitution		0	0	0	0
		Weapon Law Violations		3	1	0	0
		Animal Cruelty		0	0	0	0
		Total Group A Offenses		202	30	27	0
Group B Arrests							
Offense	Adult	Juvenile					
Bad Checks	0	0					
Curfew/Loitering/Vagrancy Violations	0	0					
Disorderly Conduct	0	0					
Driving Under the Influence	2	0					
Drunkenness	0	0					
Family Offenses (Nonviolent)	0	0					
Liquor Law Violations	0	0					
Peeping Tom	0	0					
Trespass of Real Property	1	0					
All Other Offenses	57	0					
Total Group B	60	0					

(\*) Offenses are counted using the FBI Units of Count for Crime

(\*\*) The 'Arrests' column shows arrests made for incidents during the selected period, regardless of arrest date. Arrest counts for the same period may change over time.

This report is valid as of August 22, 2024 and is subject to change

# Milbridge PD - ME0151700 - NIBRS Agency Crime Overview - 2023

2023 Population Estimate		1,407	Offenses (*)		Arrests (**)	
Offense Overview			Reported	Cleared	Adult	Juvenile
Group A Offenses						
Crimes Against Persons						
Offense Total	0	Murder and Nonnegligent Manslaughter	0	0	0	0
Number Cleared	0	Negligent Manslaughter	0	0	0	0
Percent Cleared	0.00 %	Kidnapping/Abduction	0	0	0	0
Group A Crimes per 100,000 population	0.0	Rape	0	0	0	0
		Sodomy	0	0	0	0
		Sexual Assault With An Object	0	0	0	0
		Fondling	0	0	0	0
		Incest	0	0	0	0
		Statutory Rape	0	0	0	0
Total Arrests	0	Aggravated Assault	0	0	0	0
Adult Arrests	0	Simple Assault	0	0	0	0
Juvenile Arrests	0	Intimidation	0	0	0	0
Unknown Age	0	Human Trafficking, Commercial Sex Acts	0	0	0	0
Arrests per 100,000 population	0.0	Human Trafficking, Involuntary Servitude	0	0	0	0
		Crimes Against Property				
		Arson	0	0	0	0
		Bribery	0	0	0	0
		Burglary/Breaking & Entering	0	0	0	0
		Counterfeiting/Forgery	0	0	0	0
		Destruction/Damage/Vandalism of Property	0	0	0	0
		Embezzlement	0	0	0	0
		Extortion/Blackmail	0	0	0	0
		False Pretenses/Swindle/Confidence Game	0	0	0	0
		Credit Card/Automated Teller Machine Fraud	0	0	0	0
		Impersonation	0	0	0	0
		Welfare Fraud	0	0	0	0
		Wire Fraud	0	0	0	0
		Identity Theft	0	0	0	0
		Hacking/Computer Invasion	0	0	0	0
		Robbery	0	0	0	0
		Pocket-picking	0	0	0	0
		Purse-snatching	0	0	0	0
		Shoplifting	0	0	0	0
		Theft From Building	0	0	0	0
		Theft From Coin Operated Machine or Device	0	0	0	0
		Theft From Motor Vehicle	0	0	0	0
		Theft of Motor Vehicle Parts/Accessories	0	0	0	0
		All Other Larceny	0	0	0	0
		Motor Vehicle Theft	0	0	0	0
		Stolen Property Offenses	0	0	0	0
Group B Arrests						
Offense	Adult	Juvenile				
Bad Checks	0	0				
Curfew/Loitering/Vagrancy Violations	0	0				
Disorderly Conduct	0	0				
Driving Under the Influence	0	0				
Drunkenness	0	0				
Family Offenses (Nonviolent)	0	0				
Liquor Law Violations	0	0				
Peeping Tom	0	0				
Trespass of Real Property	0	0				
All Other Offenses	0	0				
Total Group B	0	0				
			Crimes Against Society			
			Drug/Narcotic Violations	0	0	0
			Drug Equipment Violations	0	0	0
			Betting/Wagering	0	0	0
			Operating/Promoting/Assisting Gambling	0	0	0
			Gambling Equipment Violations	0	0	0
			Sports Tampering	0	0	0
			Pornography/Obscene Material	0	0	0
			Prostitution	0	0	0
			Assisting or Promoting Prostitution	0	0	0
			Purchasing Prostitution	0	0	0
			Weapon Law Violations	0	0	0
			Animal Cruelty	0	0	0
			Total Group A Offenses	0	0	0

(\*) Offenses are counted using the FBI Units of Count for Crime

(\*\*) The 'Arrests' column shows arrests made for incidents during the selected period, regardless of arrest date. Arrest counts for the same period may change over time.

This report is valid as of August 22, 2024 and is subject to change

# Milo PD - ME0110200 - NIBRS Agency Crime Overview - 2023

2023 Population Estimate		2,404		Offenses (*)		Arrests (**)	
Offense Overview		Group A Offenses		Reported	Cleared	Adult	Juvenile
		Crimes Against Persons					
Offense Total	98	Murder and Nonnegligent Manslaughter		0	0	0	0
Number Cleared	39	Negligent Manslaughter		0	0	0	0
Percent Cleared	39.80 %	Kidnapping/Abduction		0	0	0	0
Group A Crimes per 100,000 population	4,076.5	Rape		0	0	0	0
		Sodomy		0	0	0	0
		Sexual Assault With An Object		0	0	0	0
		Fondling		5	0	0	0
		Incest		0	0	0	0
		Statutory Rape		0	0	0	0
Total Arrests	46	Aggravated Assault		2	1	0	0
Adult Arrests	43	Simple Assault		15	10	9	0
Juvenile Arrests	3	Intimidation		25	3	2	0
Unknown Age	0	Human Trafficking, Commercial Sex Acts		0	0	0	0
Arrests per 100,000 population	1,913.5	Human Trafficking, Involuntary Servitude		0	0	0	0
		Crimes Against Property					
		Arson		0	0	0	0
		Bribery		0	0	0	0
		Burglary/Breaking & Entering		4	1	1	0
		Counterfeiting/Forgery		1	1	1	0
		Destruction/Damage/Vandalism of Property		13	8	5	1
		Embezzlement		0	0	0	0
		Extortion/Blackmail		0	0	0	0
		False Pretenses/Swindle/Confidence Game		1	0	0	0
		Credit Card/Automated Teller Machine Fraud		0	0	0	0
		Impersonation		0	0	0	0
		Welfare Fraud		0	0	0	0
		Wire Fraud		0	0	0	0
		Identity Theft		0	0	0	0
		Hacking/Computer Invasion		0	0	0	0
		Robbery		1	0	0	0
		Pocket-picking		0	0	0	0
		Purse-snatching		0	0	0	0
		Shoplifting		1	1	0	0
		Theft From Building		1	1	0	0
		Theft From Coin Operated Machine or Device		0	0	0	0
		Theft From Motor Vehicle		2	0	0	0
		Theft of Motor Vehicle Parts/Accessories		1	0	0	0
		All Other Larceny		11	1	4	0
		Motor Vehicle Theft		2	2	0	0
		Stolen Property Offenses		0	0	0	0
		Crimes Against Society					
		Drug/Narcotic Violations		12	10	9	0
		Drug Equipment Violations		0	0	0	0
		Betting/Wagering		0	0	0	0
		Operating/Promoting/Assisting Gambling		0	0	0	0
		Gambling Equipment Violations		0	0	0	0
		Sports Tampering		0	0	0	0
		Pornography/Obscene Material		0	0	0	0
		Prostitution		0	0	0	0
		Assisting or Promoting Prostitution		0	0	0	0
		Purchasing Prostitution		0	0	0	0
		Weapon Law Violations		1	0	0	0
		Animal Cruelty		0	0	0	0
		Total Group A Offenses		98	39	31	1
Group B Arrests							
Offense	Adult	Juvenile					
Bad Checks	0	0					
Curfew/Loitering/Vagrancy Violations	0	0					
Disorderly Conduct	2	0					
Driving Under the Influence	4	0					
Drunkenness	0	0					
Family Offenses (Nonviolent)	0	0					
Liquor Law Violations	0	2					
Peeping Tom	0	0					
Trespass of Real Property	2	0					
All Other Offenses	4	0					
Total Group B	12	2					

(\*) Offenses are counted using the FBI Units of Count for Crime

(\*\*) The 'Arrests' column shows arrests made for incidents during the selected period, regardless of arrest date. Arrest counts for the same period may change over time.

This report is valid as of August 22, 2024 and is subject to change

# Monmouth PD - ME0060600 - NIBRS Agency Crime Overview - 2023

2023 Population Estimate		4,210	Offenses (*)		Arrests (**)	
Offense Overview			Reported	Cleared	Adult	Juvenile
Group A Offenses						
Crimes Against Persons						
Offense Total	24	Murder and Nonnegligent Manslaughter	0	0	0	0
Number Cleared	5	Negligent Manslaughter	0	0	0	0
Percent Cleared	20.83 %	Kidnapping/Abduction	0	0	0	0
Group A Crimes per 100,000 population	570.1	Rape	0	0	0	0
		Sodomy	0	0	0	0
		Sexual Assault With An Object	0	0	0	0
		Fondling	0	0	0	0
		Incest	0	0	0	0
		Statutory Rape	0	0	0	0
Total Arrests	36	Aggravated Assault	0	0	0	0
Adult Arrests	36	Simple Assault	4	2	2	0
Juvenile Arrests	0	Intimidation	6	2	1	0
Unknown Age	0	Human Trafficking, Commercial Sex Acts	0	0	0	0
Arrests per 100,000 population	855.1	Human Trafficking, Involuntary Servitude	0	0	0	0
		Crimes Against Property				
		Arson	0	0	0	0
		Bribery	0	0	0	0
		Burglary/Breaking & Entering	2	0	0	0
		Counterfeiting/Forgery	0	0	0	0
		Destruction/Damage/Vandalism of Property	2	0	0	0
		Embezzlement	0	0	0	0
		Extortion/Blackmail	0	0	0	0
		False Pretenses/Swindle/Confidence Game	2	0	0	0
		Credit Card/Automated Teller Machine Fraud	0	0	0	0
		Impersonation	0	0	0	0
		Welfare Fraud	0	0	0	0
		Wire Fraud	0	0	0	0
		Identity Theft	0	0	0	0
		Hacking/Computer Invasion	0	0	0	0
		Robbery	1	1	1	0
		Pocket-picking	0	0	0	0
		Purse-snatching	0	0	0	0
		Shoplifting	0	0	0	0
		Theft From Building	1	0	0	0
		Theft From Coin Operated Machine or Device	0	0	0	0
		Theft From Motor Vehicle	1	0	0	0
		Theft of Motor Vehicle Parts/Accessories	0	0	0	0
		All Other Larceny	5	0	0	0
		Motor Vehicle Theft	0	0	0	0
		Stolen Property Offenses	0	0	0	0
Group B Arrests						
Offense	Adult	Juvenile				
Bad Checks	0	0				
Curfew/Loitering/Vagrancy Violations	0	0				
Disorderly Conduct	1	0				
Driving Under the Influence	8	0				
Drunkenness	0	0				
Family Offenses (Nonviolent)	5	0				
Liquor Law Violations	0	0				
Peeping Tom	0	0				
Trespass of Real Property	1	0				
All Other Offenses	17	0				
Total Group B	32	0				
			Crimes Against Society			
			Drug/Narcotic Violations	0	0	0
			Drug Equipment Violations	0	0	0
			Betting/Wagering	0	0	0
			Operating/Promoting/Assisting Gambling	0	0	0
			Gambling Equipment Violations	0	0	0
			Sports Tampering	0	0	0
			Pornography/Obscene Material	0	0	0
			Prostitution	0	0	0
			Assisting or Promoting Prostitution	0	0	0
			Purchasing Prostitution	0	0	0
			Weapon Law Violations	0	0	0
			Animal Cruelty	0	0	0
			Total Group A Offenses	24	5	4

(\*) Offenses are counted using the FBI Units of Count for Crime

(\*\*) The 'Arrests' column shows arrests made for incidents during the selected period, regardless of arrest date. Arrest counts for the same period may change over time.

This report is valid as of August 22, 2024 and is subject to change

# Newport PD - ME0101100 - NIBRS Agency Crime Overview - 2023

2023 Population Estimate		3,160		Offenses (*)		Arrests (**)	
Offense Overview		Group A Offenses		Reported	Cleared	Adult	Juvenile
		Crimes Against Persons					
Offense Total	80	Murder and Nonnegligent Manslaughter		0	0	0	0
Number Cleared	53	Negligent Manslaughter		0	0	0	0
Percent Cleared	66.25 %	Kidnapping/Abduction		0	0	0	0
Group A Crimes per 100,000 population	2,531.6	Rape		0	0	0	0
		Sodomy		0	0	0	0
		Sexual Assault With An Object		0	0	0	0
		Fondling		1	0	0	0
		Incest		0	0	0	0
		Statutory Rape		0	0	0	0
Total Arrests	54	Aggravated Assault		0	0	1	1
Adult Arrests	48	Simple Assault		15	14	10	1
Juvenile Arrests	6	Intimidation		5	5	3	2
Unknown Age	0	Human Trafficking, Commercial Sex Acts		0	0	0	0
Arrests per 100,000 population	1,708.9	Human Trafficking, Involuntary Servitude		0	0	0	0
		Crimes Against Property					
		Arson		0	0	0	0
		Bribery		0	0	0	0
		Burglary/Breaking & Entering		0	0	0	0
		Counterfeiting/Forgery		0	0	0	0
		Destruction/Damage/Vandalism of Property		1	1	0	2
		Embezzlement		0	0	0	0
		Extortion/Blackmail		0	0	0	0
		False Pretenses/Swindle/Confidence Game		0	0	0	0
		Credit Card/Automated Teller Machine Fraud		0	0	0	0
		Impersonation		0	0	0	0
		Welfare Fraud		0	0	0	0
		Wire Fraud		0	0	0	0
		Identity Theft		0	0	0	0
		Hacking/Computer Invasion		0	0	0	0
		Robbery		1	0	0	0
		Pocket-picking		0	0	0	0
		Purse-snatching		0	0	0	0
		Shoplifting		37	27	2	0
		Theft From Building		1	0	0	0
		Theft From Coin Operated Machine or Device		0	0	0	0
		Theft From Motor Vehicle		3	0	0	0
		Theft of Motor Vehicle Parts/Accessories		0	0	0	0
		All Other Larceny		14	6	31	0
		Motor Vehicle Theft		2	0	0	0
		Stolen Property Offenses		0	0	0	0
		Crimes Against Society					
		Drug/Narcotic Violations		0	0	0	0
		Drug Equipment Violations		0	0	0	0
		Betting/Wagering		0	0	0	0
		Operating/Promoting/Assisting Gambling		0	0	0	0
		Gambling Equipment Violations		0	0	0	0
		Sports Tampering		0	0	0	0
		Pornography/Obscene Material		0	0	0	0
		Prostitution		0	0	0	0
		Assisting or Promoting Prostitution		0	0	0	0
		Purchasing Prostitution		0	0	0	0
		Weapon Law Violations		0	0	0	0
		Animal Cruelty		0	0	0	0
		Total Group A Offenses		80	53	47	6

(\*) Offenses are counted using the FBI Units of Count for Crime

(\*\*) The 'Arrests' column shows arrests made for incidents during the selected period, regardless of arrest date. Arrest counts for the same period may change over time.

This report is valid as of August 22, 2024 and is subject to change



North Berwick PD - ME0161100 - NIBRS Agency Crime Overview - 2023

2023 Population Estimate		5,233		Offenses (*)		Arrests (**)	
Offense Overview		Group A Offenses		Reported	Cleared	Adult	Juvenile
		Crimes Against Persons					
Offense Total	123	Murder and Nonnegligent Manslaughter		0	0	0	0
Number Cleared	78	Negligent Manslaughter		0	0	0	0
Percent Cleared	63.41 %	Kidnapping/Abduction		0	0	0	0
Group A Crimes per 100,000 population	2,350.5	Rape		2	0	0	0
		Sodomy		0	0	0	0
		Sexual Assault With An Object		0	0	0	0
		Fondling		2	0	0	0
		Incest		0	0	0	0
		Statutory Rape		0	0	0	0
		Aggravated Assault		1	0	0	0
		Simple Assault		22	14	6	6
		Intimidation		30	19	9	2
		Human Trafficking, Commercial Sex Acts		0	0	0	0
		Human Trafficking, Involuntary Servitude		0	0	0	0
		Crimes Against Property					
		Arson		0	0	0	0
		Bribery		0	0	0	0
		Burglary/Breaking & Entering		4	2	0	5
		Counterfeiting/Forgery		0	0	0	0
		Destruction/Damage/Vandalism of Property		13	7	1	1
		Embezzlement		0	0	0	0
		Extortion/Blackmail		0	0	0	0
		False Pretenses/Swindle/Confidence Game		2	0	0	0
		Credit Card/Automated Teller Machine Fraud		0	0	0	0
		Impersonation		0	0	0	0
		Welfare Fraud		0	0	0	0
		Wire Fraud		0	0	0	0
		Identity Theft		0	0	0	0
		Hacking/Computer Invasion		0	0	0	0
		Robbery		0	0	0	0
		Pocket-picking		0	0	0	0
		Purse-snatching		0	0	0	0
		Shoplifting		0	0	0	0
		Theft From Building		0	0	0	0
		Theft From Coin Operated Machine or Device		0	0	0	0
		Theft From Motor Vehicle		0	0	0	0
		Theft of Motor Vehicle Parts/Accessories		0	0	0	0
		All Other Larceny		13	5	5	0
		Motor Vehicle Theft		0	0	0	0
		Stolen Property Offenses		0	0	0	0
		Crimes Against Society					
		Drug/Narcotic Violations		32	30	8	10
		Drug Equipment Violations		0	0	0	0
		Betting/Wagering		0	0	0	0
		Operating/Promoting/Assisting Gambling		0	0	0	0
		Gambling Equipment Violations		0	0	0	0
		Sports Tampering		0	0	0	0
		Pornography/Obscene Material		1	0	0	0
		Prostitution		0	0	0	0
		Assisting or Promoting Prostitution		0	0	0	0
		Purchasing Prostitution		0	0	0	0
		Weapon Law Violations		1	1	0	1
		Animal Cruelty		0	0	0	0
		Total Group A Offenses		123	78	29	25
Group B Arrests							
Offense	Adult	Juvenile					
Bad Checks	0	0					
Curfew/Loitering/Vagrancy Violations	0	0					
Disorderly Conduct	1	0					
Driving Under the Influence	57	1					
Drunkenness	0	0					
Family Offenses (Nonviolent)	0	0					
Liquor Law Violations	1	1					
Peeping Tom	0	0					
Trespass of Real Property	2	1					
All Other Offenses	54	4					
Total Group B	115	7					

(\*) Offenses are counted using the FBI Units of Count for Crime  
(\*\*) The 'Arrests' column shows arrests made for incidents during the selected period, regardless of arrest date. Arrest counts for the same period may change over time.

# Norway PD - ME0090400 - NIBRS Agency Crime Overview - 2023

2023 Population Estimate		5,310		Offenses (*)		Arrests (**)	
Offense Overview		Group A Offenses		Reported	Cleared	Adult	Juvenile
		Crimes Against Persons					
Offense Total	215	Murder and Nonnegligent Manslaughter		1	1	1	0
Number Cleared	72	Negligent Manslaughter		0	0	0	0
Percent Cleared	33.49 %	Kidnapping/Abduction		0	0	0	0
Group A Crimes per 100,000 population	4,049.0	Rape		3	2	0	0
		Sodomy		0	0	0	0
		Sexual Assault With An Object		0	0	0	0
		Fondling		0	0	0	0
		Incest		0	0	0	0
		Statutory Rape		0	0	0	0
		Aggravated Assault		0	0	0	0
		Simple Assault		26	18	8	6
		Intimidation		41	9	4	0
		Human Trafficking, Commercial Sex Acts		0	0	0	0
		Human Trafficking, Involuntary Servitude		0	0	0	0
		Crimes Against Property					
		Arson		0	0	0	0
		Bribery		0	0	0	0
		Burglary/Breaking & Entering		7	0	0	0
		Counterfeiting/Forgery		2	0	0	0
		Destruction/Damage/Vandalism of Property		22	7	2	0
		Embezzlement		0	0	0	0
		Extortion/Blackmail		0	0	0	0
		False Pretenses/Swindle/Confidence Game		16	1	0	0
		Credit Card/Automated Teller Machine Fraud		0	0	0	0
		Impersonation		0	0	0	0
		Welfare Fraud		0	0	0	0
		Wire Fraud		0	0	0	0
		Identity Theft		0	0	0	0
		Hacking/Computer Invasion		0	0	0	0
		Robbery		0	0	0	0
		Pocket-picking		0	0	0	0
		Purse-snatching		0	0	0	0
		Shoplifting		13	6	0	0
		Theft From Building		1	0	0	0
		Theft From Coin Operated Machine or Device		0	0	0	0
		Theft From Motor Vehicle		11	2	1	0
		Theft of Motor Vehicle Parts/Accessories		1	0	0	0
		All Other Larceny		37	2	9	0
		Motor Vehicle Theft		7	2	1	0
		Stolen Property Offenses		2	0	0	0
		Crimes Against Society					
		Drug/Narcotic Violations		22	21	20	0
		Drug Equipment Violations		0	0	0	0
		Betting/Wagering		0	0	0	0
		Operating/Promoting/Assisting Gambling		0	0	0	0
		Gambling Equipment Violations		0	0	0	0
		Sports Tampering		0	0	0	0
		Pornography/Obscene Material		0	0	0	0
		Prostitution		0	0	0	0
		Assisting or Promoting Prostitution		0	0	0	0
		Purchasing Prostitution		0	0	0	0
		Weapon Law Violations		3	1	1	0
		Animal Cruelty		0	0	0	0
		Total Group A Offenses		215	72	47	6
		Group B Arrests					
		Adult	Juvenile				
Bad Checks	0	0					
Curfew/Loitering/Vagrancy Violations	0	0					
Disorderly Conduct	0	0					
Driving Under the Influence	11	1					
Drunkenness	0	0					
Family Offenses (Nonviolent)	2	0					
Liquor Law Violations	1	0					
Peeping Tom	0	0					
Trespass of Real Property	5	1					
All Other Offenses	117	3					
Total Group B	136	5					

(\*) Offenses are counted using the FBI Units of Count for Crime

(\*\*) The 'Arrests' column shows arrests made for incidents during the selected period, regardless of arrest date. Arrest counts for the same period may change over time.

This report is valid as of August 22, 2024 and is subject to change

# Oakland PD - ME0060500 - NIBRS Agency Crime Overview - 2023

2023 Population Estimate		6,364		Offenses (*)		Arrests (**)	
Offense Overview		Group A Offenses		Reported	Cleared	Adult	Juvenile
		Crimes Against Persons					
Offense Total	83	Murder and Nonnegligent Manslaughter		0	0	0	0
Number Cleared	36	Negligent Manslaughter		0	0	0	0
Percent Cleared	43.37 %	Kidnapping/Abduction		0	0	0	0
Group A Crimes per 100,000 population	1,304.2	Rape		1	0	0	0
		Sodomy		0	0	0	0
		Sexual Assault With An Object		0	0	0	0
		Fondling		1	0	0	0
		Incest		0	0	0	0
		Statutory Rape		0	0	0	0
Total Arrests	51	Aggravated Assault		1	1	0	1
Adult Arrests	38	Simple Assault		24	18	13	2
Juvenile Arrests	13	Intimidation		14	8	3	3
Unknown Age	0	Human Trafficking, Commercial Sex Acts		0	0	0	0
Arrests per 100,000 population	801.4	Human Trafficking, Involuntary Servitude		0	0	0	0
		Crimes Against Property					
		Arson		0	0	0	0
		Bribery		0	0	0	0
		Burglary/Breaking & Entering		3	0	0	0
		Counterfeiting/Forgery		1	0	0	0
		Destruction/Damage/Vandalism of Property		6	2	1	1
		Embezzlement		0	0	0	0
		Extortion/Blackmail		0	0	0	0
		False Pretenses/Swindle/Confidence Game		1	0	0	0
		Credit Card/Automated Teller Machine Fraud		1	0	0	0
		Impersonation		0	0	0	0
		Welfare Fraud		0	0	0	0
		Wire Fraud		0	0	0	0
		Identity Theft		0	0	0	0
		Hacking/Computer Invasion		0	0	0	0
		Robbery		0	0	0	0
		Pocket-picking		0	0	0	0
		Purse-snatching		0	0	0	0
		Shoplifting		3	1	0	1
		Theft From Building		0	0	0	0
		Theft From Coin Operated Machine or Device		0	0	0	0
		Theft From Motor Vehicle		0	0	0	0
		Theft of Motor Vehicle Parts/Accessories		0	0	0	0
		All Other Larceny		21	2	2	0
		Motor Vehicle Theft		4	2	2	0
		Stolen Property Offenses		0	0	0	0
		Crimes Against Society					
		Drug/Narcotic Violations		2	2	1	0
		Drug Equipment Violations		0	0	0	0
		Betting/Wagering		0	0	0	0
		Operating/Promoting/Assisting Gambling		0	0	0	0
		Gambling Equipment Violations		0	0	0	0
		Sports Tampering		0	0	0	0
		Pornography/Obscene Material		0	0	0	0
		Prostitution		0	0	0	0
		Assisting or Promoting Prostitution		0	0	0	0
		Purchasing Prostitution		0	0	0	0
		Weapon Law Violations		0	0	0	0
		Animal Cruelty		0	0	0	0
		Total Group A Offenses		83	36	22	8

(\*) Offenses are counted using the FBI Units of Count for Crime

(\*\*) The 'Arrests' column shows arrests made for incidents during the selected period, regardless of arrest date. Arrest counts for the same period may change over time.

This report is valid as of August 22, 2024 and is subject to change

Ogunquit PD - ME0161200 - NIBRS Agency Crime Overview - 2023

2023 Population Estimate			1,608	Offenses (*)		Arrests (**)			
				Reported	Cleared	Adult	Juvenile		
Offense Overview			Crimes Against Persons						
Offense Total	53	Murder and Nonnegligent Manslaughter			0	0	0	0	
Number Cleared	13	Negligent Manslaughter			0	0	0	0	
Percent Cleared	24.53 %	Kidnapping/Abduction			0	0	0	0	
Group A Crimes per 100,000 population	3,296.0	Rape			1	0	0	0	
		Sodomy			0	0	0	0	
		Sexual Assault With An Object			0	0	0	0	
		Fondling			0	0	0	0	
		Incest			0	0	0	0	
Arrest Overview			Statutory Rape			0	0	0	0
Total Arrests	45	Aggravated Assault			0	0	0	0	
Adult Arrests	42	Simple Assault			10	6	4	0	
Juvenile Arrests	3	Intimidation			2	1	0	0	
Unknown Age	0	Human Trafficking, Commercial Sex Acts			0	0	0	0	
		Human Trafficking, Involuntary Servitude			0	0	0	0	
Arrests per 100,000 population	2,798.5	Crimes Against Property							
		Arson			0	0	0	0	
		Bribery			0	0	0	0	
		Burglary/Breaking & Entering			2	0	0	0	
		Counterfeiting/Forgery			0	0	0	0	
		Destruction/Damage/Vandalism of Property			13	2	2	0	
		Embezzlement			0	0	0	0	
		Extortion/Blackmail			1	0	0	0	
		False Pretenses/Swindle/Confidence Game			6	1	1	0	
		Credit Card/Automated Teller Machine Fraud			0	0	0	0	
		Impersonation			0	0	0	0	
		Welfare Fraud			0	0	0	0	
		Wire Fraud			0	0	0	0	
		Identity Theft			1	0	0	0	
		Hacking/Computer Invasion			0	0	0	0	
		Robbery			0	0	0	0	
		Pocket-picking			0	0	0	0	
		Purse-snatching			0	0	0	0	
		Shoplifting			0	0	0	0	
		Theft From Building			0	0	0	0	
		Theft From Coin Operated Machine or Device			0	0	0	0	
		Theft From Motor Vehicle			0	0	0	0	
		Theft of Motor Vehicle Parts/Accessories			0	0	0	0	
		All Other Larceny			14	1	0	0	
		Motor Vehicle Theft			1	0	0	0	
		Stolen Property Offenses			0	0	0	0	
		Crimes Against Society							
		Drug/Narcotic Violations			2	2	2	0	
		Drug Equipment Violations			0	0	0	0	
		Betting/Wagering			0	0	0	0	
		Operating/Promoting/Assisting Gambling			0	0	0	0	
		Gambling Equipment Violations			0	0	0	0	
		Sports Tampering			0	0	0	0	
		Pornography/Obscene Material			0	0	0	0	
		Prostitution			0	0	0	0	
		Assisting or Promoting Prostitution			0	0	0	0	
		Purchasing Prostitution			0	0	0	0	
		Weapon Law Violations			0	0	0	0	
		Animal Cruelty			0	0	0	0	
		Total Group A Offenses			53	13	9	0	

(\*) Offenses are counted using the FBI Units of Count for Crime

(\*\*) The 'Arrests' column shows arrests made for incidents during the selected period, regardless of arrest date. Arrest counts for the same period may change over time.

This report is valid as of August 22, 2024 and is subject to change

# Old Orchard Beach PD - ME0160300 - NIBRS Agency Crime Overview - 2023

2023 Population Estimate		9,465		Offenses (*)		Arrests (**)	
Offense Overview		Group A Offenses		Reported	Cleared	Adult	Juvenile
		Crimes Against Persons					
Offense Total	517	Murder and Nonnegligent Manslaughter		0	0	0	0
Number Cleared	269	Negligent Manslaughter		0	0	0	0
Percent Cleared	52.03 %	Kidnapping/Abduction		0	0	0	0
Group A Crimes per 100,000 population	5,462.2	Rape		6	0	0	0
		Sodomy		0	0	0	0
		Sexual Assault With An Object		0	0	0	0
		Fondling		2	0	0	0
		Incest		1	1	0	0
		Statutory Rape		1	0	0	0
Total Arrests	767	Aggravated Assault		13	5	3	1
Adult Arrests	683	Simple Assault		93	66	47	6
Juvenile Arrests	84	Intimidation		35	16	7	1
Unknown Age	0	Human Trafficking, Commercial Sex Acts		0	0	0	0
Arrests per 100,000 population	8,103.5	Human Trafficking, Involuntary Servitude		0	0	0	0
		Crimes Against Property					
		Arson		2	0	0	0
		Bribery		0	0	0	0
		Burglary/Breaking & Entering		11	4	5	0
		Counterfeiting/Forgery		3	0	0	0
		Destruction/Damage/Vandalism of Property		63	20	14	1
		Embezzlement		0	0	0	0
		Extortion/Blackmail		2	0	0	0
		False Pretenses/Swindle/Confidence Game		30	2	2	0
		Credit Card/Automated Teller Machine Fraud		5	0	0	0
		Impersonation		1	1	0	0
		Welfare Fraud		0	0	0	0
		Wire Fraud		0	0	0	0
		Identity Theft		0	0	0	0
		Hacking/Computer Invasion		0	0	0	0
		Robbery		0	0	0	0
		Pocket-picking		0	0	0	0
		Purse-snatching		0	0	0	0
		Shoplifting		13	6	4	0
		Theft From Building		0	0	0	0
		Theft From Coin Operated Machine or Device		0	0	0	0
		Theft From Motor Vehicle		16	1	0	0
		Theft of Motor Vehicle Parts/Accessories		0	0	0	0
		All Other Larceny		73	11	9	1
		Motor Vehicle Theft		12	6	4	2
		Stolen Property Offenses		0	0	0	0
		Crimes Against Society					
		Drug/Narcotic Violations		128	126	80	33
		Drug Equipment Violations		0	0	0	0
		Betting/Wagering		0	0	0	0
		Operating/Promoting/Assisting Gambling		0	0	0	0
		Gambling Equipment Violations		0	0	0	0
		Sports Tampering		0	0	0	0
		Pornography/Obscene Material		2	0	0	0
		Prostitution		0	0	0	0
		Assisting or Promoting Prostitution		0	0	0	0
		Purchasing Prostitution		0	0	0	0
		Weapon Law Violations		4	3	2	1
		Animal Cruelty		1	1	0	0
		Total Group A Offenses		517	269	177	46
Group B Arrests							
Offense	Adult	Juvenile					
Bad Checks	1	0					
Curfew/Loitering/Vagrancy Violations	0	0					
Disorderly Conduct	13	4					
Driving Under the Influence	96	0					
Drunkenness	1	0					
Family Offenses (Nonviolent)	0	0					
Liquor Law Violations	176	29					
Peeping Tom	0	0					
Trespass of Real Property	12	0					
All Other Offenses	207	5					
Total Group B	506	38					

(\*) Offenses are counted using the FBI Units of Count for Crime

(\*\*) The 'Arrests' column shows arrests made for incidents during the selected period, regardless of arrest date. Arrest counts for the same period may change over time.

This report is valid as of August 22, 2024 and is subject to change

# Old Town PD - ME0100500 - NIBRS Agency Crime Overview - 2023

2023 Population Estimate		7,460	Offenses (*)		Arrests (**)			
			Reported	Cleared	Adult	Juvenile		
Offense Overview			Crimes Against Persons					
Offense Total	233	Murder and Nonnegligent Manslaughter	0	0	0	0		
Number Cleared	104	Negligent Manslaughter	0	0	0	0		
Percent Cleared	44.64 %	Kidnapping/Abduction	0	0	0	0		
Group A Crimes per 100,000 population	3,123.3	Rape	0	0	0	1		
		Sodomy	0	0	0	0		
		Sexual Assault With An Object	0	0	0	0		
		Fondling	6	4	2	1		
		Incest	0	0	0	0		
		Statutory Rape	0	0	0	0		
Total Arrests	154	Aggravated Assault	2	2	3	1		
Adult Arrests	129	Simple Assault	36	25	10	3		
Juvenile Arrests	25	Intimidation	38	6	5	0		
Unknown Age	0	Human Trafficking, Commercial Sex Acts	0	0	0	0		
Arrests per 100,000 population	2,064.3	Human Trafficking, Involuntary Servitude	0	0	0	0		
		Crimes Against Property						
Average number offenses/incident	1.08	Arson	1	1	0	1		
		Bribery	0	0	0	0		
		Burglary/Breaking & Entering	7	2	0	2		
		Counterfeiting/Forgery	2	2	0	0		
Group B Arrests				Destruction/Damage/Vandalism of Property	29	9	5	1
Offense	Adult	Juvenile	Embezzlement	0	0	0	0	
Bad Checks	0	0	Extortion/Blackmail	0	0	0	0	
Curfew/Loitering/Vagrancy Violations	0	0	False Pretenses/Swindle/Confidence Game	4	0	0	0	
Disorderly Conduct	9	0	Credit Card/Automated Teller Machine Fraud	2	0	0	0	
Driving Under the Influence	13	0	Impersonation	1	0	1	0	
Drunkenness	0	0	Welfare Fraud	0	0	0	0	
Family Offenses (Nonviolent)	0	0	Wire Fraud	0	0	0	0	
Liquor Law Violations	0	0	Identity Theft	0	0	0	0	
Peeping Tom	0	0	Hacking/Computer Invasion	0	0	0	0	
Trespass of Real Property	4	4	Robbery	0	0	0	0	
All Other Offenses	25	3	Pocket-picking	2	0	0	0	
Total Group B	51	7	Purse-snatching	1	0	0	0	
			Shoplifting	32	25	0	1	
			Theft From Building	0	0	0	0	
			Theft From Coin Operated Machine or Device	1	0	0	0	
			Theft From Motor Vehicle	9	1	1	0	
			Theft of Motor Vehicle Parts/Accessories	0	0	0	0	
			All Other Larceny	44	13	39	7	
			Motor Vehicle Theft	2	2	0	0	
			Stolen Property Offenses	1	0	0	0	
			Crimes Against Society					
			Drug/Narcotic Violations	13	12	12	0	
			Drug Equipment Violations	0	0	0	0	
			Betting/Wagering	0	0	0	0	
			Operating/Promoting/Assisting Gambling	0	0	0	0	
			Gambling Equipment Violations	0	0	0	0	
			Sports Tampering	0	0	0	0	
			Pornography/Obscene Material	0	0	0	0	
			Prostitution	0	0	0	0	
			Assisting or Promoting Prostitution	0	0	0	0	
			Purchasing Prostitution	0	0	0	0	
			Weapon Law Violations	0	0	0	0	
			Animal Cruelty	0	0	0	0	
			Total Group A Offenses	233	104	78	18	

(\*) Offenses are counted using the FBI Units of Count for Crime

(\*\*) The 'Arrests' column shows arrests made for incidents during the selected period, regardless of arrest date. Arrest counts for the same period may change over time.

This report is valid as of August 22, 2024 and is subject to change

# Orono PD - ME0100600 - NIBRS Agency Crime Overview - 2023

2023 Population Estimate		11,296		Offenses (*)		Arrests (**)	
Offense Overview		Group A Offenses		Reported	Cleared	Adult	Juvenile
		Crimes Against Persons					
Offense Total	68	Murder and Nonnegligent Manslaughter		0	0	0	0
Number Cleared	37	Negligent Manslaughter		0	0	0	0
Percent Cleared	54.41 %	Kidnapping/Abduction		0	0	0	0
Group A Crimes per 100,000 population	602.0	Rape		0	0	0	0
		Sodomy		0	0	0	0
		Sexual Assault With An Object		0	0	0	0
		Fondling		1	0	0	0
		Incest		0	0	0	0
		Statutory Rape		0	0	0	0
Total Arrests	85	Aggravated Assault		2	2	2	0
Adult Arrests	83	Simple Assault		9	9	10	0
Juvenile Arrests	2	Intimidation		5	4	3	0
Unknown Age	0	Human Trafficking, Commercial Sex Acts		0	0	0	0
Arrests per 100,000 population	752.5	Human Trafficking, Involuntary Servitude		0	0	0	0
		Crimes Against Property					
		Arson		0	0	0	0
		Bribery		0	0	0	0
		Burglary/Breaking & Entering		1	1	0	2
		Counterfeiting/Forgery		0	0	0	0
		Destruction/Damage/Vandalism of Property		12	5	2	0
		Embezzlement		0	0	0	0
		Extortion/Blackmail		0	0	0	0
		False Pretenses/Swindle/Confidence Game		2	0	0	0
		Credit Card/Automated Teller Machine Fraud		0	0	0	0
		Impersonation		2	2	3	0
		Welfare Fraud		0	0	0	0
		Wire Fraud		0	0	0	0
		Identity Theft		0	0	0	0
		Hacking/Computer Invasion		0	0	0	0
		Robbery		0	0	0	0
		Pocket-picking		0	0	0	0
		Purse-snatching		2	0	0	0
		Shoplifting		3	1	0	0
		Theft From Building		1	0	0	0
		Theft From Coin Operated Machine or Device		0	0	0	0
		Theft From Motor Vehicle		5	1	1	0
		Theft of Motor Vehicle Parts/Accessories		0	0	0	0
		All Other Larceny		14	4	5	0
		Motor Vehicle Theft		1	0	0	0
		Stolen Property Offenses		0	0	1	0
		Crimes Against Society					
		Drug/Narcotic Violations		5	5	5	0
		Drug Equipment Violations		1	1	0	0
		Betting/Wagering		0	0	0	0
		Operating/Promoting/Assisting Gambling		0	0	0	0
		Gambling Equipment Violations		0	0	0	0
		Sports Tampering		0	0	0	0
		Pornography/Obscene Material		0	0	0	0
		Prostitution		0	0	0	0
		Assisting or Promoting Prostitution		0	0	0	0
		Purchasing Prostitution		0	0	0	0
		Weapon Law Violations		2	2	0	0
		Animal Cruelty		0	0	0	0
		Total Group A Offenses		68	37	32	2
Group B Arrests							
Offense	Adult	Juvenile					
Bad Checks	0	0					
Curfew/Loitering/Vagrancy Violations	0	0					
Disorderly Conduct	1	0					
Driving Under the Influence	23	0					
Drunkenness	0	0					
Family Offenses (Nonviolent)	1	0					
Liquor Law Violations	1	0					
Peeping Tom	0	0					
Trespass of Real Property	4	0					
All Other Offenses	21	0					
Total Group B		51	0				

(\*) Offenses are counted using the FBI Units of Count for Crime

(\*\*) The 'Arrests' column shows arrests made for incidents during the selected period, regardless of arrest date. Arrest counts for the same period may change over time.

This report is valid as of August 22, 2024 and is subject to change

# Oxford PD - ME0091000 - NIBRS Agency Crime Overview - 2023

2023 Population Estimate		4,401	Offenses (*)		Arrests (**)	
Offense Overview			Reported	Cleared	Adult	Juvenile
Group A Offenses						
Crimes Against Persons						
Offense Total	321	Murder and Nonnegligent Manslaughter	0	0	0	0
Number Cleared	246	Negligent Manslaughter	0	0	0	0
Percent Cleared	76.64 %	Kidnapping/Abduction	0	0	0	0
Group A Crimes per 100,000 population	7,293.8	Rape	1	1	1	0
		Sodomy	0	0	0	0
		Sexual Assault With An Object	0	0	0	0
		Fondling	0	0	0	0
		Incest	0	0	0	0
		Statutory Rape	0	0	0	0
Total Arrests	485	Aggravated Assault	4	4	6	0
Adult Arrests	471	Simple Assault	24	22	23	3
Juvenile Arrests	14	Intimidation	27	24	14	0
Unknown Age	0	Human Trafficking, Commercial Sex Acts	0	0	0	0
Arrests per 100,000 population	11,020.2	Human Trafficking, Involuntary Servitude	0	0	0	0
		Crimes Against Property				
		Arson	0	0	0	0
		Bribery	0	0	0	0
		Burglary/Breaking & Entering	6	4	3	0
		Counterfeiting/Forgery	0	0	0	0
		Destruction/Damage/Vandalism of Property	12	7	5	0
		Embezzlement	0	0	0	0
		Extortion/Blackmail	0	0	0	0
		False Pretenses/Swindle/Confidence Game	4	0	2	0
		Credit Card/Automated Teller Machine Fraud	0	0	0	0
		Impersonation	0	0	1	0
		Welfare Fraud	0	0	0	0
		Wire Fraud	0	0	0	0
		Identity Theft	0	0	0	0
		Hacking/Computer Invasion	0	0	0	0
		Robbery	1	0	0	0
		Pocket-picking	0	0	0	0
		Purse-snatching	0	0	0	0
		Shoplifting	74	54	37	0
		Theft From Building	0	0	0	0
		Theft From Coin Operated Machine or Device	0	0	0	0
		Theft From Motor Vehicle	0	0	0	0
		Theft of Motor Vehicle Parts/Accessories	1	0	0	0
		All Other Larceny	72	40	52	3
		Motor Vehicle Theft	2	1	1	0
		Stolen Property Offenses	2	2	1	0
Group B Arrests						
Offense	Adult	Juvenile				
Bad Checks	0	0				
Curfew/Loitering/Vagrancy Violations	0	0				
Disorderly Conduct	1	0				
Driving Under the Influence	37	0				
Drunkenness	0	0				
Family Offenses (Nonviolent)	1	0				
Liquor Law Violations	9	3				
Peeping Tom	0	0				
Trespass of Real Property	21	0				
All Other Offenses	187	5				
Total Group B	256	8				
Crimes Against Society						
		Drug/Narcotic Violations	72	68	55	0
		Drug Equipment Violations	0	0	0	0
		Betting/Wagering	0	0	0	0
		Operating/Promoting/Assisting Gambling	0	0	0	0
		Gambling Equipment Violations	0	0	0	0
		Sports Tampering	0	0	0	0
		Pornography/Obscene Material	0	0	0	0
		Prostitution	13	13	11	0
		Assisting or Promoting Prostitution	0	0	2	0
		Purchasing Prostitution	0	0	0	0
		Weapon Law Violations	6	6	1	0
		Animal Cruelty	0	0	0	0
Total Group A Offenses			321	246	215	6

(\*) Offenses are counted using the FBI Units of Count for Crime

(\*\*) The 'Arrests' column shows arrests made for incidents during the selected period, regardless of arrest date. Arrest counts for the same period may change over time.

This report is valid as of August 22, 2024 and is subject to change



# Oxford SO - ME0090000 - NIBRS Agency Crime Overview - 2023

2023 Population Estimate			32,801	Offenses (*)		Arrests (**)		
				Reported	Cleared	Adult	Juvenile	
Offense Overview				Crimes Against Persons				
Offense Total	513		Murder and Nonnegligent Manslaughter	0	0	0	0	
Number Cleared	192		Negligent Manslaughter	0	0	0	0	
Percent Cleared	37.43 %		Kidnapping/Abduction	0	0	0	0	
Group A Crimes per 100,000 population	1,564.0		Rape	3	1	2	0	
			Sodomy	1	0	0	0	
			Sexual Assault With An Object	0	0	0	0	
			Fondling	7	4	1	0	
			Incest	0	0	0	0	
			Statutory Rape	0	0	1	0	
Arrest Overview			Aggravated Assault	7	4	12	0	
			Adult Arrests	429	51	37	70	2
			Juvenile Arrests	8	122	75	20	0
			Unknown Age	0	0	0	0	0
				Human Trafficking, Commercial Sex Acts	0	0	0	0
				Human Trafficking, Involuntary Servitude	0	0	0	0
Arrests per 100,000 population	1,332.3		Crimes Against Property					
Average number offenses/incident	1.11		Arson	0	0	0	0	
			Bribery	0	0	0	0	
			Burglary/Breaking & Entering	40	7	8	1	
			Counterfeiting/Forgery	2	1	1	0	
			Destruction/Damage/Vandalism of Property	54	17	3	3	
			Embezzlement	0	0	0	0	
Group B Arrests								
Offense	Adult	Juvenile	Extortion/Blackmail	0	0	0	0	
Bad Checks	0	0	False Pretenses/Swindle/Confidence Game	22	0	0	0	
Curfew/Loitering/Vagrancy Violations	0	0	Credit Card/Automated Teller Machine Fraud	0	0	0	0	
Disorderly Conduct	0	0	Impersonation	0	0	0	0	
Driving Under the Influence	55	0	Welfare Fraud	0	0	0	0	
Drunkenness	0	0	Wire Fraud	1	0	0	0	
Family Offenses (Nonviolent)	0	0	Identity Theft	0	0	0	0	
Liquor Law Violations	3	1	Hacking/Computer Invasion	0	0	0	0	
Peeping Tom	0	0	Robbery	0	0	1	0	
Trespass of Real Property	6	0	Pocket-picking	0	0	0	0	
All Other Offenses	207	1	Purse-snatching	0	0	0	0	
Total Group B	271	2	Shoplifting	2	0	0	0	
			Theft From Building	3	0	0	0	
			Theft From Coin Operated Machine or Device	0	0	0	0	
			Theft From Motor Vehicle	9	3	3	0	
			Theft of Motor Vehicle Parts/Accessories	0	0	0	0	
			All Other Larceny	138	14	15	0	
			Motor Vehicle Theft	21	6	3	0	
			Stolen Property Offenses	1	0	0	0	
			Crimes Against Society					
			Drug/Narcotic Violations	20	18	16	0	
			Drug Equipment Violations	0	0	0	0	
			Betting/Wagering	0	0	0	0	
			Operating/Promoting/Assisting Gambling	0	0	0	0	
			Gambling Equipment Violations	0	0	0	0	
			Sports Tampering	0	0	0	0	
			Pornography/Obscene Material	1	1	0	0	
			Prostitution	0	0	0	0	
			Assisting or Promoting Prostitution	0	0	0	0	
			Purchasing Prostitution	0	0	0	0	
			Weapon Law Violations	6	3	1	0	
			Animal Cruelty	2	1	1	0	
			Total Group A Offenses	513	192	158	6	

(\*) Offenses are counted using the FBI Units of Count for Crime

(\*\*) The 'Arrests' column shows arrests made for incidents during the selected period, regardless of arrest date. Arrest counts for the same period may change over time.

This report is valid as of August 22, 2024 and is subject to change

# Paris PD - ME0090500 - NIBRS Agency Crime Overview - 2023

2023 Population Estimate		5,421	Offenses (*)		Arrests (**)	
Offense Overview			Reported	Cleared	Adult	Juvenile
Offense Total		189	Group A Offenses			
Number Cleared		85	Crimes Against Persons			
Percent Cleared		44.97 %	Murder and Nonnegligent Manslaughter			
Group A Crimes per 100,000 population		3,486.4	Negligent Manslaughter			
Arrest Overview			Kidnapping/Abduction			
Total Arrests		137	Rape			
Adult Arrests		125	Sodomy			
Juvenile Arrests		12	Sexual Assault With An Object			
Unknown Age		0	Fondling			
Arrests per 100,000 population		2,527.2	Incest			
Average number offenses/incident		1.11	Statutory Rape			
Group B Arrests			Aggravated Assault			
Offense			Simple Assault			
Bad Checks		0	Intimidation			
Curfew/Loitering/Vagrancy Violations		0	Human Trafficking, Commercial Sex Acts			
Disorderly Conduct		1	Human Trafficking, Involuntary Servitude			
Driving Under the Influence		8	Crimes Against Property			
Drunkenness		0	Arson			
Family Offenses (Nonviolent)		0	Bribery			
Liquor Law Violations		0	Burglary/Breaking & Entering			
Peeping Tom		0	Counterfeiting/Forgery			
Trespass of Real Property		6	Destruction/Damage/Vandalism of Property			
All Other Offenses		63	Embezzlement			
Total Group B		78	Extortion/Blackmail			
			False Pretenses/Swindle/Confidence Game			
			Credit Card/Automated Teller Machine Fraud			
			Impersonation			
			Welfare Fraud			
			Wire Fraud			
			Identity Theft			
			Hacking/Computer Invasion			
			Robbery			
			Pocket-picking			
			Purse-snatching			
			Shoplifting			
			Theft From Building			
			Theft From Coin Operated Machine or Device			
			Theft From Motor Vehicle			
			Theft of Motor Vehicle Parts/Accessories			
			All Other Larceny			
			Motor Vehicle Theft			
			Stolen Property Offenses			
			Crimes Against Society			
			Drug/Narcotic Violations			
			Drug Equipment Violations			
			Betting/Wagering			
			Operating/Promoting/Assisting Gambling			
			Gambling Equipment Violations			
			Sports Tampering			
			Pornography/Obscene Material			
			Prostitution			
			Assisting or Promoting Prostitution			
			Purchasing Prostitution			
			Weapon Law Violations			
			Animal Cruelty			
			Total Group A Offenses			

(\*) Offenses are counted using the FBI Units of Count for Crime

(\*\*) The 'Arrests' column shows arrests made for incidents during the selected period, regardless of arrest date. Arrest counts for the same period may change over time.

This report is valid as of August 22, 2024 and is subject to change

# Penobscot SO - ME0100000 - NIBRS Agency Crime Overview - 2023

2023 Population Estimate		62,506		Offenses (*)		Arrests (**)	
Offense Overview		Group A Offenses		Reported	Cleared	Adult	Juvenile
		Crimes Against Persons					
Offense Total	1,046	Murder and Nonnegligent Manslaughter		0	0	0	0
Number Cleared	355	Negligent Manslaughter		0	0	0	0
Percent Cleared	33.94 %	Kidnapping/Abduction		1	0	0	0
Group A Crimes per 100,000 population	1,673.4	Rape		7	1	0	0
		Sodomy		1	0	0	0
		Sexual Assault With An Object		0	0	0	0
		Fondling		7	2	2	0
		Incest		0	0	0	0
		Statutory Rape		0	0	0	0
Total Arrests	552	Aggravated Assault		19	14	9	0
Adult Arrests	531	Simple Assault		146	75	57	6
Juvenile Arrests	21	Intimidation		240	40	29	5
Unknown Age	0	Human Trafficking, Commercial Sex Acts		0	0	0	0
Arrests per 100,000 population	883.1	Human Trafficking, Involuntary Servitude		0	0	0	0
		Crimes Against Property					
		Arson		0	0	0	0
		Bribery		0	0	0	0
		Burglary/Breaking & Entering		44	4	5	0
		Counterfeiting/Forgery		8	1	2	0
		Destruction/Damage/Vandalism of Property		80	31	21	4
		Embezzlement		0	0	0	0
		Extortion/Blackmail		1	0	0	0
		False Pretenses/Swindle/Confidence Game		67	6	5	0
		Credit Card/Automated Teller Machine Fraud		10	4	2	0
		Impersonation		3	1	1	0
		Welfare Fraud		5	5	4	0
		Wire Fraud		1	0	0	0
		Identity Theft		0	0	0	0
		Hacking/Computer Invasion		0	0	0	0
		Robbery		3	2	2	0
		Pocket-picking		0	0	0	0
		Purse-snatching		1	0	0	0
		Shoplifting		5	1	0	0
		Theft From Building		4	0	0	0
		Theft From Coin Operated Machine or Device		0	0	0	0
		Theft From Motor Vehicle		45	3	2	0
		Theft of Motor Vehicle Parts/Accessories		6	0	0	0
		All Other Larceny		161	25	23	3
		Motor Vehicle Theft		41	13	8	0
		Stolen Property Offenses		8	4	8	0
		Crimes Against Society					
		Drug/Narcotic Violations		115	109	112	0
		Drug Equipment Violations		0	0	0	0
		Betting/Wagering		0	0	0	0
		Operating/Promoting/Assisting Gambling		0	0	0	0
		Gambling Equipment Violations		0	0	0	0
		Sports Tampering		0	0	0	0
		Pornography/Obscene Material		3	2	1	1
		Prostitution		0	0	0	0
		Assisting or Promoting Prostitution		0	0	0	0
		Purchasing Prostitution		0	0	0	0
		Weapon Law Violations		13	12	3	0
		Animal Cruelty		1	0	0	0
		Total Group A Offenses		1,046	355	296	19
Group B Arrests							
Offense	Adult	Juvenile					
Bad Checks	1	0					
Curfew/Loitering/Vagrancy Violations	0	0					
Disorderly Conduct	14	0					
Driving Under the Influence	51	0					
Drunkenness	0	0					
Family Offenses (Nonviolent)	0	0					
Liquor Law Violations	1	0					
Peeping Tom	0	0					
Trespass of Real Property	10	0					
All Other Offenses	158	2					
Total Group B	235	2					

(\*) Offenses are counted using the FBI Units of Count for Crime

(\*\*) The 'Arrests' column shows arrests made for incidents during the selected period, regardless of arrest date. Arrest counts for the same period may change over time.

This report is valid as of August 22, 2024 and is subject to change

# Phippsburg PD - ME0120500 - NIBRS Agency Crime Overview - 2023

2023 Population Estimate		2,220		Offenses (*)		Arrests (**)	
Offense Overview		Group A Offenses		Reported	Cleared	Adult	Juvenile
		Crimes Against Persons					
Offense Total	9	Murder and Nonnegligent Manslaughter		0	0	0	0
Number Cleared	1	Negligent Manslaughter		0	0	0	0
Percent Cleared	11.11 %	Kidnapping/Abduction		0	0	0	0
Group A Crimes per 100,000 population	405.4	Rape		0	0	0	0
		Sodomy		0	0	0	0
		Sexual Assault With An Object		0	0	0	0
		Fondling		0	0	0	0
		Incest		0	0	0	0
		Statutory Rape		0	0	0	0
Total Arrests	1	Aggravated Assault		1	0	0	0
Adult Arrests	1	Simple Assault		0	0	0	0
Juvenile Arrests	0	Intimidation		3	1	0	0
Unknown Age	0	Human Trafficking, Commercial Sex Acts		0	0	0	0
Arrests per 100,000 population	45.0	Human Trafficking, Involuntary Servitude		0	0	0	0
		Crimes Against Property					
		Arson		0	0	0	0
		Bribery		0	0	0	0
		Burglary/Breaking & Entering		1	0	0	0
		Counterfeiting/Forgery		0	0	0	0
		Destruction/Damage/Vandalism of Property		2	0	0	0
		Embezzlement		0	0	0	0
		Extortion/Blackmail		0	0	0	0
		False Pretenses/Swindle/Confidence Game		2	0	0	0
		Credit Card/Automated Teller Machine Fraud		0	0	0	0
		Impersonation		0	0	0	0
		Welfare Fraud		0	0	0	0
		Wire Fraud		0	0	0	0
		Identity Theft		0	0	0	0
		Hacking/Computer Invasion		0	0	0	0
		Robbery		0	0	0	0
		Pocket-picking		0	0	0	0
		Purse-snatching		0	0	0	0
		Shoplifting		0	0	0	0
		Theft From Building		0	0	0	0
		Theft From Coin Operated Machine or Device		0	0	0	0
		Theft From Motor Vehicle		0	0	0	0
		Theft of Motor Vehicle Parts/Accessories		0	0	0	0
		All Other Larceny		0	0	0	0
		Motor Vehicle Theft		0	0	0	0
		Stolen Property Offenses		0	0	0	0
		Crimes Against Society					
		Drug/Narcotic Violations		0	0	0	0
		Drug Equipment Violations		0	0	0	0
		Betting/Wagering		0	0	0	0
		Operating/Promoting/Assisting Gambling		0	0	0	0
		Gambling Equipment Violations		0	0	0	0
		Sports Tampering		0	0	0	0
		Pornography/Obscene Material		0	0	0	0
		Prostitution		0	0	0	0
		Assisting or Promoting Prostitution		0	0	0	0
		Purchasing Prostitution		0	0	0	0
		Weapon Law Violations		0	0	0	0
		Animal Cruelty		0	0	0	0
		Total Group A Offenses		9	1	0	0

(\*) Offenses are counted using the FBI Units of Count for Crime

(\*\*) The 'Arrests' column shows arrests made for incidents during the selected period, regardless of arrest date. Arrest counts for the same period may change over time.

This report is valid as of August 22, 2024 and is subject to change

# Piscataquis SO - ME0110000 - NIBRS Agency Crime Overview - 2023

2023 Population Estimate		9,115		Offenses (*)		Arrests (**)	
Offense Overview		Group A Offenses		Reported	Cleared	Adult	Juvenile
		Crimes Against Persons					
Offense Total	171	Murder and Nonnegligent Manslaughter		0	0	0	0
Number Cleared	77	Negligent Manslaughter		0	0	0	0
Percent Cleared	45.03 %	Kidnapping/Abduction		0	0	0	0
Group A Crimes per 100,000 population	1,876.0	Rape		1	0	0	0
		Sodomy		0	0	0	0
		Sexual Assault With An Object		0	0	0	0
		Fondling		2	0	0	0
		Incest		0	0	0	0
		Statutory Rape		0	0	0	0
Total Arrests	157	Aggravated Assault		1	1	1	0
Adult Arrests	150	Simple Assault		39	27	19	3
Juvenile Arrests	7	Intimidation		32	6	5	0
Unknown Age	0	Human Trafficking, Commercial Sex Acts		0	0	0	0
Arrests per 100,000 population	1,722.4	Human Trafficking, Involuntary Servitude		0	0	0	0
		Crimes Against Property					
		Arson		0	0	0	0
		Bribery		0	0	0	0
		Burglary/Breaking & Entering		4	0	0	0
		Counterfeiting/Forgery		0	0	0	0
		Destruction/Damage/Vandalism of Property		14	5	1	2
		Embezzlement		0	0	0	0
		Extortion/Blackmail		0	0	0	0
		False Pretenses/Swindle/Confidence Game		3	0	0	0
		Credit Card/Automated Teller Machine Fraud		0	0	0	0
		Impersonation		0	0	0	0
		Welfare Fraud		0	0	0	0
		Wire Fraud		0	0	0	0
		Identity Theft		0	0	0	0
		Hacking/Computer Invasion		0	0	0	0
		Robbery		0	0	0	0
		Pocket-picking		0	0	0	0
		Purse-snatching		0	0	0	0
		Shoplifting		4	2	0	0
		Theft From Building		3	1	0	0
		Theft From Coin Operated Machine or Device		0	0	0	0
		Theft From Motor Vehicle		7	0	0	0
		Theft of Motor Vehicle Parts/Accessories		3	0	0	0
		All Other Larceny		21	7	8	0
		Motor Vehicle Theft		6	1	1	0
		Stolen Property Offenses		0	0	0	0
Group B Arrests		Crimes Against Society					
Bad Checks	0	Drug/Narcotic Violations		28	27	27	0
Curfew/Loitering/Vagrancy Violations	0	Drug Equipment Violations		0	0	0	0
Disorderly Conduct	2	Betting/Wagering		0	0	0	0
Driving Under the Influence	32	Operating/Promoting/Assisting Gambling		0	0	0	0
Drunkenness	0	Gambling Equipment Violations		0	0	0	0
Family Offenses (Nonviolent)	0	Sports Tampering		0	0	0	0
Liquor Law Violations	2	Pornography/Obscene Material		0	0	0	0
Peeping Tom	0	Prostitution		0	0	0	0
Trespass of Real Property	3	Assisting or Promoting Prostitution		0	0	0	0
All Other Offenses	49	Purchasing Prostitution		0	0	0	0
		Weapon Law Violations		3	0	0	0
		Animal Cruelty		0	0	0	0
		Total Group A Offenses		171	77	62	5

(\*) Offenses are counted using the FBI Units of Count for Crime

(\*\*) The 'Arrests' column shows arrests made for incidents during the selected period, regardless of arrest date. Arrest counts for the same period may change over time.

This report is valid as of August 22, 2024 and is subject to change

# Pittsfield PD - ME0130400 - NIBRS Agency Crime Overview - 2023

2023 Population Estimate		3,946	Offenses (*)		Arrests (**)	
Offense Overview			Reported	Cleared	Adult	Juvenile
Group A Offenses						
Crimes Against Persons						
Offense Total	94	Murder and Nonnegligent Manslaughter	0	0	0	0
Number Cleared	29	Negligent Manslaughter	0	0	0	0
Percent Cleared	30.85 %	Kidnapping/Abduction	0	0	0	0
Group A Crimes per 100,000 population	2,382.2	Rape	0	0	0	0
		Sodomy	0	0	0	0
		Sexual Assault With An Object	0	0	0	0
		Fondling	1	0	0	0
		Incest	0	0	0	0
		Statutory Rape	2	0	0	0
Total Arrests	55	Aggravated Assault	2	2	0	0
Adult Arrests	53	Simple Assault	24	9	8	0
Juvenile Arrests	2	Intimidation	4	1	0	0
Unknown Age	0	Human Trafficking, Commercial Sex Acts	0	0	0	0
Arrests per 100,000 population	1,393.8	Human Trafficking, Involuntary Servitude	0	0	0	0
		Crimes Against Property				
		Arson	0	0	0	0
		Bribery	0	0	0	0
		Burglary/Breaking & Entering	9	2	1	0
		Counterfeiting/Forgery	0	0	0	0
		Destruction/Damage/Vandalism of Property	10	1	0	0
		Embezzlement	0	0	0	0
		Extortion/Blackmail	0	0	0	0
		False Pretenses/Swindle/Confidence Game	7	0	0	0
		Credit Card/Automated Teller Machine Fraud	4	0	0	0
		Impersonation	0	0	0	0
		Welfare Fraud	0	0	0	0
		Wire Fraud	0	0	0	0
		Identity Theft	0	0	0	0
		Hacking/Computer Invasion	0	0	0	0
		Robbery	0	0	0	0
		Pocket-picking	0	0	0	0
		Purse-snatching	0	0	0	0
		Shoplifting	5	2	2	0
		Theft From Building	0	0	0	0
		Theft From Coin Operated Machine or Device	0	0	0	0
		Theft From Motor Vehicle	2	2	1	1
		Theft of Motor Vehicle Parts/Accessories	0	0	0	0
		All Other Larceny	14	3	2	0
		Motor Vehicle Theft	2	1	1	0
		Stolen Property Offenses	0	0	0	0
Group B Arrests						
Offense	Adult	Juvenile				
Bad Checks	0	0				
Curfew/Loitering/Vagrancy Violations	0	0				
Disorderly Conduct	4	0				
Driving Under the Influence	7	0				
Drunkenness	0	0				
Family Offenses (Nonviolent)	0	0				
Liquor Law Violations	0	0				
Peeping Tom	0	0				
Trespass of Real Property	1	0				
All Other Offenses	24	0				
Total Group B	36	0				
			Crimes Against Society			
			Drug/Narcotic Violations	6	5	1
			Drug Equipment Violations	1	1	1
			Betting/Wagering	0	0	0
			Operating/Promoting/Assisting Gambling	0	0	0
			Gambling Equipment Violations	0	0	0
			Sports Tampering	0	0	0
			Pornography/Obscene Material	0	0	0
			Prostitution	0	0	0
			Assisting or Promoting Prostitution	0	0	0
			Purchasing Prostitution	0	0	0
			Weapon Law Violations	1	0	0
			Animal Cruelty	0	0	0
			Total Group A Offenses	94	29	17
						2

(\*) Offenses are counted using the FBI Units of Count for Crime

(\*\*) The 'Arrests' column shows arrests made for incidents during the selected period, regardless of arrest date. Arrest counts for the same period may change over time.

This report is valid as of August 22, 2024 and is subject to change

# Portland PD - ME0030500 - NIBRS Agency Crime Overview - 2023

2023 Population Estimate			68,390	Offenses (*)		Arrests (**)	
Offense Overview				Reported	Cleared	Adult	Juvenile
Group A Crimes per 100,000 population							
Arrest Overview							
Total Arrests			1,482				
Adult Arrests			1,452				
Juvenile Arrests			30				
Unknown Age			0				
Arrests per 100,000 population			2,167.0				
Average number offenses/incident			1.14				
Group B Arrests							
Offense	Adult	Juvenile					
Bad Checks	0	0	Extortion/Blackmail	1	0	0	0
Curfew/Loitering/Vagrancy Violations	0	0	False Pretenses/Swindle/Confidence Game	42	6	3	0
Disorderly Conduct	43	3	Credit Card/Automated Teller Machine Fraud	66	7	1	0
Driving Under the Influence	179	0	Impersonation	10	0	0	0
Drunkenness	0	0	Welfare Fraud	0	0	0	0
Family Offenses (Nonviolent)	3	0	Wire Fraud	16	0	0	0
Liquor Law Violations	10	0	Identity Theft	26	1	1	0
Peeping Tom	0	0	Hacking/Computer Invasion	0	0	0	0
Trespass of Real Property	67	0	Robbery	27	7	7	0
All Other Offenses	445	5	Pocket-picking	12	2	2	0
Total Group B	747	8	Purse-snatching	13	1	0	0
			Shoplifting	232	95	96	3
			Theft From Building	236	20	18	0
			Theft From Coin Operated Machine or Device	0	0	0	0
			Theft From Motor Vehicle	218	16	10	1
			Theft of Motor Vehicle Parts/Accessories	18	0	0	0
			All Other Larceny	275	24	23	0
			Motor Vehicle Theft	127	21	12	2
			Stolen Property Offenses	22	12	11	0
			Crimes Against Society				
			Drug/Narcotic Violations	153	128	123	2
			Drug Equipment Violations	0	0	0	0
			Betting/Wagering	0	0	0	0
			Operating/Promoting/Assisting Gambling	0	0	0	0
			Gambling Equipment Violations	0	0	0	0
			Sports Tampering	0	0	0	0
			Pornography/Obscene Material	10	2	2	0
			Prostitution	0	0	0	0
			Assisting or Promoting Prostitution	0	0	0	0
			Purchasing Prostitution	0	0	0	0
			Weapon Law Violations	14	11	7	0
			Animal Cruelty	8	2	1	1
			Total Group A Offenses	2,732	835	705	22

Presque Isle PD - ME0020600 - NIBRS Agency Crime Overview - 2023

2023 Population Estimate		8,629		Offenses (*)		Arrests (**)	
Offense Overview		Group A Offenses		Reported	Cleared	Adult	Juvenile
		Crimes Against Persons					
Offense Total	596	Murder and Nonnegligent Manslaughter		0	0	0	0
Number Cleared	282	Negligent Manslaughter		1	0	0	0
Percent Cleared	47.32 %	Kidnapping/Abduction		0	0	0	0
Group A Crimes per 100,000 population	6,906.9	Rape		3	3	1	0
		Sodomy		1	0	0	0
		Sexual Assault With An Object		0	0	0	0
		Fondling		6	5	2	1
		Incest		0	0	0	0
		Statutory Rape		0	0	0	0
Total Arrests	465	Aggravated Assault		11	9	9	0
Adult Arrests	458	Simple Assault		67	52	43	1
Juvenile Arrests	7	Intimidation		126	34	16	0
Unknown Age	0	Human Trafficking, Commercial Sex Acts		0	0	0	0
Arrests per 100,000 population	5,388.8	Human Trafficking, Involuntary Servitude		0	0	0	0
		Crimes Against Property					
		Arson		1	0	0	0
		Bribery		0	0	0	0
		Burglary/Breaking & Entering		13	4	3	0
		Counterfeiting/Forgery		5	2	2	0
		Destruction/Damage/Vandalism of Property		48	18	10	0
		Embezzlement		0	0	0	0
		Extortion/Blackmail		0	0	0	0
		False Pretenses/Swindle/Confidence Game		13	2	1	0
		Credit Card/Automated Teller Machine Fraud		2	2	0	0
		Impersonation		5	1	0	0
		Welfare Fraud		3	3	1	0
		Wire Fraud		0	0	0	0
		Identity Theft		0	0	0	0
		Hacking/Computer Invasion		0	0	0	0
		Robbery		3	2	2	0
		Pocket-picking		0	0	0	0
		Purse-snatching		0	0	0	0
		Shoplifting		7	3	0	0
		Theft From Building		0	0	0	0
		Theft From Coin Operated Machine or Device		0	0	0	0
		Theft From Motor Vehicle		7	2	1	0
		Theft of Motor Vehicle Parts/Accessories		0	0	0	0
		All Other Larceny		227	107	112	1
		Motor Vehicle Theft		7	1	1	0
		Stolen Property Offenses		2	2	2	0
		Crimes Against Society					
		Drug/Narcotic Violations		27	23	25	0
		Drug Equipment Violations		4	1	0	0
		Betting/Wagering		0	0	0	0
		Operating/Promoting/Assisting Gambling		0	0	0	0
		Gambling Equipment Violations		0	0	0	0
		Sports Tampering		0	0	0	0
		Pornography/Obscene Material		3	3	1	0
		Prostitution		0	0	0	0
		Assisting or Promoting Prostitution		0	0	0	0
		Purchasing Prostitution		0	0	0	0
		Weapon Law Violations		1	0	0	0
		Animal Cruelty		3	3	3	0
		Total Group A Offenses		596	282	235	3
Group B Arrests							
Offense	Adult	Juvenile					
Bad Checks	3	0					
Curfew/Loitering/Vagrancy Violations	0	0					
Disorderly Conduct	9	0					
Driving Under the Influence	51	0					
Drunkenness	0	0					
Family Offenses (Nonviolent)	5	0					
Liquor Law Violations	0	1					
Peeping Tom	0	0					
Trespass of Real Property	20	0					
All Other Offenses	135	3					
Total Group B	223	4					

(\*) Offenses are counted using the FBI Units of Count for Crime

(\*\*) The 'Arrests' column shows arrests made for incidents during the selected period, regardless of arrest date. Arrest counts for the same period may change over time.



# Rangeley PD - ME0040400 - NIBRS Agency Crime Overview - 2023

2023 Population Estimate		1,294	Offenses (*)		Arrests (**)	
Offense Overview			Reported	Cleared	Adult	Juvenile
Group A Offenses						
Crimes Against Persons						
Offense Total	14	Murder and Nonnegligent Manslaughter	0	0	0	0
Number Cleared	5	Negligent Manslaughter	0	0	0	0
Percent Cleared	35.71 %	Kidnapping/Abduction	0	0	0	0
Group A Crimes per 100,000 population	1,081.9	Rape	0	0	0	0
		Sodomy	0	0	0	0
		Sexual Assault With An Object	0	0	0	0
		Fondling	0	0	0	0
		Incest	0	0	0	0
		Statutory Rape	0	0	0	0
Total Arrests	5	Aggravated Assault	0	0	0	0
Adult Arrests	4	Simple Assault	3	3	2	1
Juvenile Arrests	1	Intimidation	1	1	1	0
Unknown Age	0	Human Trafficking, Commercial Sex Acts	0	0	0	0
Arrests per 100,000 population	386.4	Human Trafficking, Involuntary Servitude	0	0	0	0
		Crimes Against Property				
		Arson	0	0	0	0
		Bribery	0	0	0	0
		Burglary/Breaking & Entering	0	0	0	0
		Counterfeiting/Forgery	1	0	0	0
		Destruction/Damage/Vandalism of Property	1	1	0	0
		Embezzlement	0	0	0	0
		Extortion/Blackmail	0	0	0	0
		False Pretenses/Swindle/Confidence Game	1	0	0	0
		Credit Card/Automated Teller Machine Fraud	0	0	0	0
		Impersonation	0	0	0	0
		Welfare Fraud	0	0	0	0
		Wire Fraud	0	0	0	0
		Identity Theft	0	0	0	0
		Hacking/Computer Invasion	0	0	0	0
		Robbery	0	0	0	0
		Pocket-picking	0	0	0	0
		Purse-snatching	0	0	0	0
		Shoplifting	0	0	0	0
		Theft From Building	0	0	0	0
		Theft From Coin Operated Machine or Device	0	0	0	0
		Theft From Motor Vehicle	1	0	0	0
		Theft of Motor Vehicle Parts/Accessories	0	0	0	0
		All Other Larceny	4	0	0	0
		Motor Vehicle Theft	1	0	0	0
		Stolen Property Offenses	0	0	0	0
Group B Arrests						
Offense	Adult	Juvenile				
Bad Checks	0	0				
Curfew/Loitering/Vagrancy Violations	0	0				
Disorderly Conduct	0	0				
Driving Under the Influence	1	0				
Drunkenness	0	0				
Family Offenses (Nonviolent)	0	0				
Liquor Law Violations	0	0				
Peeping Tom	0	0				
Trespass of Real Property	0	0				
All Other Offenses	0	0				
Total Group B	1	0				
Crimes Against Society						
		Drug/Narcotic Violations	0	0	0	0
		Drug Equipment Violations	0	0	0	0
		Betting/Wagering	0	0	0	0
		Operating/Promoting/Assisting Gambling	0	0	0	0
		Gambling Equipment Violations	0	0	0	0
		Sports Tampering	0	0	0	0
		Pornography/Obscene Material	0	0	0	0
		Prostitution	0	0	0	0
		Assisting or Promoting Prostitution	0	0	0	0
		Purchasing Prostitution	0	0	0	0
		Weapon Law Violations	1	0	0	0
		Animal Cruelty	0	0	0	0
Total Group A Offenses			14	5	3	1

(\*) Offenses are counted using the FBI Units of Count for Crime

(\*\*) The 'Arrests' column shows arrests made for incidents during the selected period, regardless of arrest date. Arrest counts for the same period may change over time.

This report is valid as of August 22, 2024 and is subject to change

# Richmond PD - ME0120300 - NIBRS Agency Crime Overview - 2023

2023 Population Estimate		3,598	Offenses (*)		Arrests (**)	
Offense Overview			Reported	Cleared	Adult	Juvenile
Group A Offenses						
Crimes Against Persons						
Offense Total	12	Murder and Nonnegligent Manslaughter	0	0	0	0
Number Cleared	0	Negligent Manslaughter	0	0	0	0
Percent Cleared	0.00 %	Kidnapping/Abduction	0	0	0	0
Group A Crimes per 100,000 population	333.5	Rape	0	0	0	0
		Sodomy	0	0	0	0
		Sexual Assault With An Object	0	0	0	0
		Fondling	0	0	0	0
		Incest	0	0	0	0
		Statutory Rape	0	0	0	0
Total Arrests	0	Aggravated Assault	0	0	0	0
Adult Arrests	0	Simple Assault	1	0	0	0
Juvenile Arrests	0	Intimidation	2	0	0	0
Unknown Age	0	Human Trafficking, Commercial Sex Acts	0	0	0	0
Arrests per 100,000 population	0.0	Human Trafficking, Involuntary Servitude	0	0	0	0
		Crimes Against Property				
		Arson	0	0	0	0
		Bribery	0	0	0	0
		Burglary/Breaking & Entering	0	0	0	0
		Counterfeiting/Forgery	0	0	0	0
		Destruction/Damage/Vandalism of Property	1	0	0	0
		Embezzlement	0	0	0	0
		Extortion/Blackmail	0	0	0	0
		False Pretenses/Swindle/Confidence Game	5	0	0	0
		Credit Card/Automated Teller Machine Fraud	0	0	0	0
		Impersonation	0	0	0	0
		Welfare Fraud	0	0	0	0
		Wire Fraud	0	0	0	0
		Identity Theft	0	0	0	0
		Hacking/Computer Invasion	0	0	0	0
		Robbery	0	0	0	0
		Pocket-picking	0	0	0	0
		Purse-snatching	0	0	0	0
		Shoplifting	1	0	0	0
		Theft From Building	0	0	0	0
		Theft From Coin Operated Machine or Device	0	0	0	0
		Theft From Motor Vehicle	0	0	0	0
		Theft of Motor Vehicle Parts/Accessories	0	0	0	0
		All Other Larceny	1	0	0	0
		Motor Vehicle Theft	1	0	0	0
		Stolen Property Offenses	0	0	0	0
Group B Arrests						
Offense	Adult	Juvenile				
Bad Checks	0	0				
Curfew/Loitering/Vagrancy Violations	0	0				
Disorderly Conduct	0	0				
Driving Under the Influence	0	0				
Drunkenness	0	0				
Family Offenses (Nonviolent)	0	0				
Liquor Law Violations	0	0				
Peeping Tom	0	0				
Trespass of Real Property	0	0				
All Other Offenses	0	0				
Total Group B	0	0				
			Crimes Against Society			
			Drug/Narcotic Violations	0	0	0
			Drug Equipment Violations	0	0	0
			Betting/Wagering	0	0	0
			Operating/Promoting/Assisting Gambling	0	0	0
			Gambling Equipment Violations	0	0	0
			Sports Tampering	0	0	0
			Pornography/Obscene Material	0	0	0
			Prostitution	0	0	0
			Assisting or Promoting Prostitution	0	0	0
			Purchasing Prostitution	0	0	0
			Weapon Law Violations	0	0	0
			Animal Cruelty	0	0	0
			Total Group A Offenses	12	0	0

(\*) Offenses are counted using the FBI Units of Count for Crime

(\*\*) The 'Arrests' column shows arrests made for incidents during the selected period, regardless of arrest date. Arrest counts for the same period may change over time.

This report is valid as of August 22, 2024 and is subject to change

# Rockland PD - ME0070200 - NIBRS Agency Crime Overview - 2023

2023 Population Estimate		7,031		Offenses (*)		Arrests (**)	
Offense Overview		Group A Offenses		Reported	Cleared	Adult	Juvenile
		Crimes Against Persons					
Offense Total	261	Murder and Nonnegligent Manslaughter		0	0	0	0
Number Cleared	32	Negligent Manslaughter		0	0	0	0
Percent Cleared	12.26 %	Kidnapping/Abduction		1	1	1	0
Group A Crimes per 100,000 population	3,712.1	Rape		2	0	0	0
		Sodomy		0	0	0	0
		Sexual Assault With An Object		0	0	0	0
		Fondling		0	0	0	0
		Incest		0	0	0	0
		Statutory Rape		0	0	0	0
Total Arrests	68	Aggravated Assault		3	2	0	0
Adult Arrests	67	Simple Assault		44	6	6	0
Juvenile Arrests	1	Intimidation		75	3	1	0
Unknown Age	0	Human Trafficking, Commercial Sex Acts		0	0	0	0
Arrests per 100,000 population	967.1	Human Trafficking, Involuntary Servitude		0	0	0	0
		Crimes Against Property					
		Arson		0	0	0	0
		Bribery		0	0	0	0
		Burglary/Breaking & Entering		8	1	0	1
		Counterfeiting/Forgery		0	0	0	0
		Destruction/Damage/Vandalism of Property		10	0	0	0
		Embezzlement		0	0	0	0
		Extortion/Blackmail		0	0	0	0
		False Pretenses/Swindle/Confidence Game		13	0	0	0
		Credit Card/Automated Teller Machine Fraud		0	0	0	0
		Impersonation		0	0	0	0
		Welfare Fraud		0	0	0	0
		Wire Fraud		0	0	0	0
		Identity Theft		0	0	0	0
		Hacking/Computer Invasion		0	0	0	0
		Robbery		2	1	1	0
		Pocket-picking		1	0	0	0
		Purse-snatching		0	0	0	0
		Shoplifting		21	2	0	0
		Theft From Building		1	1	0	0
		Theft From Coin Operated Machine or Device		0	0	0	0
		Theft From Motor Vehicle		7	0	0	0
		Theft of Motor Vehicle Parts/Accessories		0	0	0	0
		All Other Larceny		40	3	3	0
		Motor Vehicle Theft		6	0	0	0
		Stolen Property Offenses		0	0	0	0
Group B Arrests		Crimes Against Society					
Bad Checks	0	Drug/Narcotic Violations		26	12	12	0
Curfew/Loitering/Vagrancy Violations	0	Drug Equipment Violations		0	0	0	0
Disorderly Conduct	2	Betting/Wagering		0	0	0	0
Driving Under the Influence	7	Operating/Promoting/Assisting Gambling		0	0	0	0
Drunkenness	0	Gambling Equipment Violations		0	0	0	0
Family Offenses (Nonviolent)	0	Sports Tampering		0	0	0	0
Liquor Law Violations	0	Pornography/Obscene Material		0	0	0	0
Peeping Tom	0	Prostitution		0	0	0	0
Trespass of Real Property	0	Assisting or Promoting Prostitution		0	0	0	0
All Other Offenses	34	Purchasing Prostitution		0	0	0	0
		Weapon Law Violations		1	0	0	0
		Animal Cruelty		0	0	0	0
		Total Group A Offenses		261	32	24	1
		Total Group B		43	0		

(\*) Offenses are counted using the FBI Units of Count for Crime

(\*\*) The 'Arrests' column shows arrests made for incidents during the selected period, regardless of arrest date. Arrest counts for the same period may change over time.

This report is valid as of August 22, 2024 and is subject to change

# Rockport PD - ME0070400 - NIBRS Agency Crime Overview - 2023

2023 Population Estimate		3,740		Offenses (*)		Arrests (**)	
Offense Overview		Group A Offenses		Reported	Cleared	Adult	Juvenile
		Crimes Against Persons					
Offense Total	82	Murder and Nonnegligent Manslaughter		0	0	0	0
Number Cleared	28	Negligent Manslaughter		0	0	0	0
Percent Cleared	34.15 %	Kidnapping/Abduction		0	0	0	0
Group A Crimes per 100,000 population	2,192.5	Rape		0	0	0	0
		Sodomy		0	0	0	0
		Sexual Assault With An Object		0	0	0	0
		Fondling		0	0	0	0
		Incest		0	0	0	0
		Statutory Rape		0	0	0	0
Total Arrests	65	Aggravated Assault		0	0	2	0
Adult Arrests	65	Simple Assault		17	10	8	0
Juvenile Arrests	0	Intimidation		16	1	1	0
Unknown Age	0	Human Trafficking, Commercial Sex Acts		0	0	0	0
Arrests per 100,000 population	1,738.0	Human Trafficking, Involuntary Servitude		0	0	0	0
		Crimes Against Property					
		Arson		0	0	0	0
		Bribery		0	0	0	0
		Burglary/Breaking & Entering		4	2	3	0
		Counterfeiting/Forgery		0	0	0	0
		Destruction/Damage/Vandalism of Property		17	8	5	0
		Embezzlement		0	0	0	0
		Extortion/Blackmail		0	0	0	0
		False Pretenses/Swindle/Confidence Game		0	0	0	0
		Credit Card/Automated Teller Machine Fraud		0	0	0	0
		Impersonation		0	0	0	0
		Welfare Fraud		0	0	0	0
		Wire Fraud		0	0	0	0
		Identity Theft		0	0	0	0
		Hacking/Computer Invasion		0	0	0	0
		Robbery		0	0	0	0
		Pocket-picking		0	0	0	0
		Purse-snatching		1	1	0	0
		Shoplifting		0	0	0	0
		Theft From Building		0	0	0	0
		Theft From Coin Operated Machine or Device		0	0	0	0
		Theft From Motor Vehicle		1	0	0	0
		Theft of Motor Vehicle Parts/Accessories		0	0	0	0
		All Other Larceny		20	5	4	0
		Motor Vehicle Theft		3	0	0	0
		Stolen Property Offenses		0	0	0	0
		Crimes Against Society					
		Drug/Narcotic Violations		2	0	0	0
		Drug Equipment Violations		0	0	0	0
		Betting/Wagering		0	0	0	0
		Operating/Promoting/Assisting Gambling		0	0	0	0
		Gambling Equipment Violations		0	0	0	0
		Sports Tampering		0	0	0	0
		Pornography/Obscene Material		0	0	0	0
		Prostitution		0	0	0	0
		Assisting or Promoting Prostitution		0	0	0	0
		Purchasing Prostitution		0	0	0	0
		Weapon Law Violations		1	1	1	0
		Animal Cruelty		0	0	0	0
		Total Group A Offenses		82	28	24	0

(\*) Offenses are counted using the FBI Units of Count for Crime

(\*\*) The 'Arrests' column shows arrests made for incidents during the selected period, regardless of arrest date. Arrest counts for the same period may change over time.

This report is valid as of August 22, 2024 and is subject to change

# Rumford PD - ME0090100 - NIBRS Agency Crime Overview - 2023

2023 Population Estimate		5,966	Offenses (*)		Arrests (**)	
Offense Overview			Reported	Cleared	Adult	Juvenile
Group A Offenses						
Crimes Against Persons						
Offense Total	424	Murder and Nonnegligent Manslaughter	0	0	0	0
Number Cleared	111	Negligent Manslaughter	0	0	0	0
Percent Cleared	26.18 %	Kidnapping/Abduction	0	0	0	0
Group A Crimes per 100,000 population	7,106.9	Rape	8	4	1	0
		Sodomy	0	0	0	0
		Sexual Assault With An Object	0	0	0	0
		Fondling	2	1	1	0
		Incest	0	0	0	0
		Statutory Rape	0	0	0	0
Total Arrests	97	Aggravated Assault	1	1	2	0
Adult Arrests	97	Simple Assault	27	13	16	0
Juvenile Arrests	0	Intimidation	146	16	4	0
Unknown Age	0	Human Trafficking, Commercial Sex Acts	0	0	0	0
Arrests per 100,000 population	1,625.9	Human Trafficking, Involuntary Servitude	0	0	0	0
		Crimes Against Property				
		Arson	0	0	0	0
		Bribery	0	0	0	0
		Burglary/Breaking & Entering	10	4	3	0
		Counterfeiting/Forgery	1	1	0	0
		Destruction/Damage/Vandalism of Property	28	0	0	0
		Embezzlement	0	0	0	0
		Extortion/Blackmail	1	0	0	0
		False Pretenses/Swindle/Confidence Game	12	0	0	0
		Credit Card/Automated Teller Machine Fraud	0	0	0	0
		Impersonation	0	0	0	0
		Welfare Fraud	0	0	0	0
		Wire Fraud	1	0	0	0
		Identity Theft	0	0	0	0
		Hacking/Computer Invasion	0	0	0	0
		Robbery	0	0	0	0
		Pocket-picking	0	0	0	0
		Purse-snatching	0	0	0	0
		Shoplifting	26	11	0	0
		Theft From Building	0	0	0	0
		Theft From Coin Operated Machine or Device	0	0	0	0
		Theft From Motor Vehicle	3	0	0	0
		Theft of Motor Vehicle Parts/Accessories	0	0	0	0
		All Other Larceny	59	9	19	0
		Motor Vehicle Theft	4	0	0	0
		Stolen Property Offenses	1	1	0	0
Group B Arrests						
Offense	Adult	Juvenile				
Bad Checks	0	0				
Curfew/Loitering/Vagrancy Violations	0	0				
Disorderly Conduct	0	0				
Driving Under the Influence	1	0				
Drunkenness	0	0				
Family Offenses (Nonviolent)	0	0				
Liquor Law Violations	0	0				
Peeping Tom	0	0				
Trespass of Real Property	0	0				
All Other Offenses	8	0				
Total Group B	9	0				
Crimes Against Society						
		Drug/Narcotic Violations	79	43	39	0
		Drug Equipment Violations	0	0	0	0
		Betting/Wagering	0	0	0	0
		Operating/Promoting/Assisting Gambling	0	0	0	0
		Gambling Equipment Violations	0	0	0	0
		Sports Tampering	0	0	0	0
		Pornography/Obscene Material	1	0	0	0
		Prostitution	2	1	0	0
		Assisting or Promoting Prostitution	0	0	0	0
		Purchasing Prostitution	0	0	0	0
		Weapon Law Violations	11	5	2	0
		Animal Cruelty	1	1	1	0
Total Group A Offenses			424	111	88	0

(\*) Offenses are counted using the FBI Units of Count for Crime

(\*\*) The 'Arrests' column shows arrests made for incidents during the selected period, regardless of arrest date. Arrest counts for the same period may change over time.

This report is valid as of August 22, 2024 and is subject to change

# Sabattus PD - ME0010700 - NIBRS Agency Crime Overview - 2023

2023 Population Estimate		5,127		Offenses (*)		Arrests (**)	
Offense Overview		Group A Offenses		Reported	Cleared	Adult	Juvenile
		Crimes Against Persons					
Offense Total	83	Murder and Nonnegligent Manslaughter		0	0	0	0
Number Cleared	55	Negligent Manslaughter		0	0	0	0
Percent Cleared	66.27 %	Kidnapping/Abduction		0	0	0	0
Group A Crimes per 100,000 population	1,618.9	Rape		0	0	0	0
		Sodomy		0	0	0	0
		Sexual Assault With An Object		0	0	0	0
		Fondling		2	1	1	0
		Incest		0	0	0	0
		Statutory Rape		0	0	0	0
Total Arrests	127	Aggravated Assault		2	1	1	0
Adult Arrests	121	Simple Assault		22	17	15	1
Juvenile Arrests	6	Intimidation		6	5	2	1
Unknown Age	0	Human Trafficking, Commercial Sex Acts		0	0	0	0
Arrests per 100,000 population	2,477.1	Human Trafficking, Involuntary Servitude		0	0	0	0
		Crimes Against Property					
		Arson		0	0	0	0
		Bribery		0	0	0	0
		Burglary/Breaking & Entering		1	0	0	0
		Counterfeiting/Forgery		2	2	1	0
		Destruction/Damage/Vandalism of Property		11	6	2	0
		Embezzlement		0	0	0	0
		Extortion/Blackmail		0	0	0	0
		False Pretenses/Swindle/Confidence Game		1	1	0	0
		Credit Card/Automated Teller Machine Fraud		1	0	0	0
		Impersonation		0	0	0	0
		Welfare Fraud		0	0	0	0
		Wire Fraud		0	0	0	0
		Identity Theft		0	0	0	0
		Hacking/Computer Invasion		0	0	0	0
		Robbery		0	0	0	0
		Pocket-picking		0	0	0	0
		Purse-snatching		0	0	0	0
		Shoplifting		0	0	0	0
		Theft From Building		0	0	0	0
		Theft From Coin Operated Machine or Device		0	0	0	0
		Theft From Motor Vehicle		0	0	0	0
		Theft of Motor Vehicle Parts/Accessories		0	0	0	0
		All Other Larceny		12	4	3	1
		Motor Vehicle Theft		6	3	1	1
		Stolen Property Offenses		0	0	0	0
		Crimes Against Society					
		Drug/Narcotic Violations		13	13	2	1
		Drug Equipment Violations		0	0	0	0
		Betting/Wagering		0	0	0	0
		Operating/Promoting/Assisting Gambling		0	0	0	0
		Gambling Equipment Violations		0	0	0	0
		Sports Tampering		0	0	0	0
		Pornography/Obscene Material		1	0	0	0
		Prostitution		0	0	0	0
		Assisting or Promoting Prostitution		0	0	0	0
		Purchasing Prostitution		0	0	0	0
		Weapon Law Violations		2	2	0	0
		Animal Cruelty		1	0	0	0
		Total Group A Offenses		83	55	28	5

(\*) Offenses are counted using the FBI Units of Count for Crime

(\*\*) The 'Arrests' column shows arrests made for incidents during the selected period, regardless of arrest date. Arrest counts for the same period may change over time.

This report is valid as of August 22, 2024 and is subject to change

# Saco PD - ME0160400 - NIBRS Agency Crime Overview - 2023

2023 Population Estimate		21,103	Offenses (*)		Arrests (**)	
Offense Overview			Reported	Cleared	Adult	Juvenile
Group A Offenses						
Crimes Against Persons						
Offense Total	848	Murder and Nonnegligent Manslaughter	0	0	0	0
Number Cleared	251	Negligent Manslaughter	0	0	0	0
Percent Cleared	29.60 %	Kidnapping/Abduction	0	0	0	0
Group A Crimes per 100,000 population	4,018.4	Rape	6	1	0	0
		Sodomy	1	0	0	0
		Sexual Assault With An Object	0	0	0	0
		Fondling	2	0	0	0
		Incest	0	0	0	0
		Statutory Rape	1	0	0	0
Total Arrests	610	Aggravated Assault	16	8	8	0
Adult Arrests	557	Simple Assault	141	77	60	13
Juvenile Arrests	53	Intimidation	49	16	11	1
Unknown Age	0	Human Trafficking, Commercial Sex Acts	0	0	0	0
Arrests per 100,000 population	2,890.6	Human Trafficking, Involuntary Servitude	0	0	0	0
		Crimes Against Property				
		Arson	2	0	0	0
		Bribery	0	0	0	0
		Burglary/Breaking & Entering	29	8	0	7
		Counterfeiting/Forgery	29	4	3	0
		Destruction/Damage/Vandalism of Property	128	39	16	11
		Embezzlement	1	0	0	0
		Extortion/Blackmail	2	0	0	0
		False Pretenses/Swindle/Confidence Game	66	3	2	0
		Credit Card/Automated Teller Machine Fraud	15	0	0	0
		Impersonation	1	0	0	0
		Welfare Fraud	0	0	0	0
		Wire Fraud	1	0	0	0
		Identity Theft	3	0	0	0
		Hacking/Computer Invasion	0	0	0	0
		Robbery	2	0	0	0
		Pocket-picking	0	0	0	0
		Purse-snatching	0	0	0	0
		Shoplifting	35	12	11	2
		Theft From Building	28	9	3	4
		Theft From Coin Operated Machine or Device	0	0	0	0
		Theft From Motor Vehicle	50	0	0	0
		Theft of Motor Vehicle Parts/Accessories	14	1	0	0
		All Other Larceny	128	16	8	2
		Motor Vehicle Theft	30	7	3	0
		Stolen Property Offenses	2	0	0	0
Group B Arrests						
Offense	Adult	Juvenile				
Bad Checks	0	0				
Curfew/Loitering/Vagrancy Violations	0	0				
Disorderly Conduct	8	0				
Driving Under the Influence	145	0				
Drunkenness	0	0				
Family Offenses (Nonviolent)	0	0				
Liquor Law Violations	0	1				
Peeping Tom	0	0				
Trespass of Real Property	22	1				
All Other Offenses	241	7				
Total Group B	416	9				
Crimes Against Society						
		Drug/Narcotic Violations	53	48	15	3
		Drug Equipment Violations	2	1	1	0
		Betting/Wagering	0	0	0	0
		Operating/Promoting/Assisting Gambling	0	0	0	0
		Gambling Equipment Violations	0	0	0	0
		Sports Tampering	0	0	0	0
		Pornography/Obscene Material	5	0	0	0
		Prostitution	0	0	0	0
		Assisting or Promoting Prostitution	0	0	0	0
		Purchasing Prostitution	0	0	0	0
		Weapon Law Violations	4	1	0	1
		Animal Cruelty	2	0	0	0
Total Group A Offenses			848	251	141	44

(\*) Offenses are counted using the FBI Units of Count for Crime

(\*\*) The 'Arrests' column shows arrests made for incidents during the selected period, regardless of arrest date. Arrest counts for the same period may change over time.

This report is valid as of August 22, 2024 and is subject to change

# Sagadahoc SO - ME0120000 - NIBRS Agency Crime Overview - 2023

2023 Population Estimate			13,239	Offenses (*)		Arrests (**)			
Offense Overview				Group A Offenses	Reported	Cleared	Adult	Juvenile	
				Crimes Against Persons					
Offense Total	227			Murder and Nonnegligent Manslaughter	0	0	0	0	
Number Cleared	144			Negligent Manslaughter	0	0	0	0	
Percent Cleared	63.44 %			Kidnapping/Abduction	0	0	0	0	
Group A Crimes per 100,000 population	1,714.6			Rape	0	0	0	0	
				Sodomy	0	0	0	0	
				Sexual Assault With An Object	0	0	0	0	
				Fondling	0	0	0	0	
				Incest	0	0	0	0	
Arrest Overview									
Total Arrests	215			Statutory Rape	0	0	0	0	
Adult Arrests	195			Aggravated Assault	3	3	3	0	
Juvenile Arrests	20			Simple Assault	27	24	20	0	
Unknown Age	0			Intimidation	66	62	7	2	
Arrests per 100,000 population	1,624.0			Human Trafficking, Commercial Sex Acts	0	0	0	0	
				Human Trafficking, Involuntary Servitude	0	0	0	0	
Average number offenses/incident	1.09			Crimes Against Property					
				Arson	0	0	0	0	
				Bribery	0	0	0	0	
				Burglary/Breaking & Entering	10	8	4	2	
				Counterfeiting/Forgery	3	0	0	1	
Group B Arrests									
Offense	Adult	Juvenile		Destruction/Damage/Vandalism of Property	12	10	5	0	
Bad Checks	0	0		Embezzlement	0	0	0	0	
Curfew/Loitering/Vagrancy Violations	0	0		Extortion/Blackmail	0	0	0	0	
Disorderly Conduct	3	0		False Pretenses/Swindle/Confidence Game	34	1	0	0	
Driving Under the Influence	74	0		Credit Card/Automated Teller Machine Fraud	0	0	0	0	
Drunkenness	0	0		Impersonation	0	0	0	0	
Family Offenses (Nonviolent)	0	0		Welfare Fraud	0	0	0	0	
Liquor Law Violations	11	5		Wire Fraud	0	0	0	0	
Peeping Tom	0	0		Identity Theft	0	0	0	0	
Trespass of Real Property	5	4		Hacking/Computer Invasion	0	0	0	0	
All Other Offenses	33	3		Robbery	0	0	0	0	
Total Group B			126	12	Pocket-picking	0	0	0	0
					Purse-snatching	0	0	0	0
					Shoplifting	8	4	2	0
					Theft From Building	4	1	0	0
					Theft From Coin Operated Machine or Device	0	0	0	0
					Theft From Motor Vehicle	6	0	0	0
					Theft of Motor Vehicle Parts/Accessories	4	0	0	0
					All Other Larceny	19	3	4	0
					Motor Vehicle Theft	9	6	3	2
					Stolen Property Offenses	1	1	1	0
					Crimes Against Society				
					Drug/Narcotic Violations	17	17	18	1
					Drug Equipment Violations	0	0	0	0
					Betting/Wagering	0	0	0	0
					Operating/Promoting/Assisting Gambling	0	0	0	0
					Gambling Equipment Violations	0	0	0	0
					Sports Tampering	0	0	0	0
					Pornography/Obscene Material	0	0	0	0
					Prostitution	0	0	0	0
					Assisting or Promoting Prostitution	0	0	0	0
					Purchasing Prostitution	0	0	0	0
					Weapon Law Violations	4	4	2	0
					Animal Cruelty	0	0	0	0
					Total Group A Offenses	227	144	69	8

(\*) Offenses are counted using the FBI Units of Count for Crime

(\*\*) The 'Arrests' column shows arrests made for incidents during the selected period, regardless of arrest date. Arrest counts for the same period may change over time.

This report is valid as of August 22, 2024 and is subject to change



# Sanford PD - ME0160500 - NIBRS Agency Crime Overview - 2023

2023 Population Estimate		22,416		Offenses (*)		Arrests (**)	
Offense Overview		Group A Offenses		Reported	Cleared	Adult	Juvenile
		Crimes Against Persons					
Offense Total	1,390	Murder and Nonnegligent Manslaughter		0	0	0	0
Number Cleared	344	Negligent Manslaughter		2	0	0	0
Percent Cleared	24.75 %	Kidnapping/Abduction		0	0	0	0
Group A Crimes per 100,000 population	6,200.9	Rape		16	0	0	0
		Sodomy		0	0	0	0
		Sexual Assault With An Object		0	0	0	0
		Fondling		18	0	0	0
		Incest		0	0	0	0
		Statutory Rape		4	1	1	0
Total Arrests	710	Aggravated Assault		19	13	12	2
Adult Arrests	609	Simple Assault		233	87	52	33
Juvenile Arrests	101	Intimidation		78	18	10	3
Unknown Age	0	Human Trafficking, Commercial Sex Acts		0	0	0	0
Arrests per 100,000 population	3,167.4	Human Trafficking, Involuntary Servitude		0	0	0	0
		Crimes Against Property					
		Arson		3	1	1	0
		Bribery		0	0	0	0
		Burglary/Breaking & Entering		54	8	7	10
		Counterfeiting/Forgery		15	2	2	0
		Destruction/Damage/Vandalism of Property		232	38	17	10
		Embezzlement		0	0	0	0
		Extortion/Blackmail		2	0	0	0
		False Pretenses/Swindle/Confidence Game		60	6	6	0
		Credit Card/Automated Teller Machine Fraud		33	2	0	0
		Impersonation		0	0	0	0
		Welfare Fraud		0	0	0	0
		Wire Fraud		0	0	0	0
		Identity Theft		8	0	0	0
		Hacking/Computer Invasion		0	0	0	0
		Robbery		6	2	2	0
		Pocket-picking		0	0	0	0
		Purse-snatching		0	0	0	0
		Shoplifting		0	0	0	0
		Theft From Building		0	0	0	0
		Theft From Coin Operated Machine or Device		0	0	0	0
		Theft From Motor Vehicle		74	6	3	0
		Theft of Motor Vehicle Parts/Accessories		12	1	0	0
		All Other Larceny		436	117	95	13
		Motor Vehicle Theft		32	8	6	0
		Stolen Property Offenses		0	0	0	0
		Crimes Against Society					
		Drug/Narcotic Violations		40	28	11	8
		Drug Equipment Violations		2	1	1	0
		Betting/Wagering		0	0	0	0
		Operating/Promoting/Assisting Gambling		0	0	0	0
		Gambling Equipment Violations		0	0	0	0
		Sports Tampering		0	0	0	0
		Pornography/Obscene Material		6	0	0	0
		Prostitution		0	0	0	0
		Assisting or Promoting Prostitution		0	0	0	0
		Purchasing Prostitution		0	0	0	0
		Weapon Law Violations		5	5	2	0
		Animal Cruelty		0	0	0	0
		Total Group A Offenses		1,390	344	228	79
Group B Arrests							
Offense	Adult	Juvenile					
Bad Checks	0	0					
Curfew/Loitering/Vagrancy Violations	0	2					
Disorderly Conduct	6	10					
Driving Under the Influence	47	0					
Drunkenness	0	0					
Family Offenses (Nonviolent)	1	0					
Liquor Law Violations	5	1					
Peeping Tom	0	0					
Trespass of Real Property	31	6					
All Other Offenses	291	3					
Total Group B	381	22					

(\*) Offenses are counted using the FBI Units of Count for Crime

(\*\*) The 'Arrests' column shows arrests made for incidents during the selected period, regardless of arrest date. Arrest counts for the same period may change over time.

This report is valid as of August 22, 2024 and is subject to change

# Scarborough PD - ME0030700 - NIBRS Agency Crime Overview - 2023

2023 Population Estimate		23,722		Offenses (*)		Arrests (**)	
Offense Overview		Group A Offenses		Reported	Cleared	Adult	Juvenile
		Crimes Against Persons					
Offense Total	692	Murder and Nonnegligent Manslaughter		0	0	0	0
Number Cleared	273	Negligent Manslaughter		0	0	0	0
Percent Cleared	39.45 %	Kidnapping/Abduction		1	1	1	0
Group A Crimes per 100,000 population	2,917.1	Rape		1	0	0	0
		Sodomy		0	0	0	0
		Sexual Assault With An Object		0	0	0	0
		Fondling		4	0	0	0
		Incest		0	0	0	0
		Statutory Rape		1	0	0	0
Total Arrests	531	Aggravated Assault		9	5	4	0
Adult Arrests	509	Simple Assault		58	39	34	0
Juvenile Arrests	21	Intimidation		37	11	8	1
Unknown Age	1	Human Trafficking, Commercial Sex Acts		0	0	0	0
Arrests per 100,000 population	2,238.4	Human Trafficking, Involuntary Servitude		0	0	0	0
		Crimes Against Property					
		Arson		0	0	0	0
		Bribery		0	0	0	0
		Burglary/Breaking & Entering		24	3	3	0
		Counterfeiting/Forgery		17	4	2	0
		Destruction/Damage/Vandalism of Property		71	10	4	1
		Embezzlement		0	0	0	0
		Extortion/Blackmail		4	0	0	0
		False Pretenses/Swindle/Confidence Game		42	3	2	0
		Credit Card/Automated Teller Machine Fraud		13	0	0	0
		Impersonation		11	2	1	0
		Welfare Fraud		0	0	0	0
		Wire Fraud		0	0	0	0
		Identity Theft		3	0	0	0
		Hacking/Computer Invasion		0	0	0	0
		Robbery		3	1	1	0
		Pocket-picking		0	0	0	0
		Purse-snatching		0	0	0	0
		Shoplifting		123	58	52	2
		Theft From Building		1	0	0	0
		Theft From Coin Operated Machine or Device		0	0	0	0
		Theft From Motor Vehicle		17	1	1	0
		Theft of Motor Vehicle Parts/Accessories		0	0	0	0
		All Other Larceny		150	48	41	2
		Motor Vehicle Theft		6	3	2	0
		Stolen Property Offenses		0	0	0	0
		Crimes Against Society					
		Drug/Narcotic Violations		85	77	51	0
		Drug Equipment Violations		4	4	1	1
		Betting/Wagering		0	0	0	0
		Operating/Promoting/Assisting Gambling		0	0	0	0
		Gambling Equipment Violations		0	0	0	0
		Sports Tampering		0	0	0	0
		Pornography/Obscene Material		2	0	0	0
		Prostitution		0	0	0	0
		Assisting or Promoting Prostitution		0	0	0	0
		Purchasing Prostitution		0	0	0	0
		Weapon Law Violations		5	3	1	0
		Animal Cruelty		0	0	0	0
		Total Group A Offenses		692	273	209	7

(\*) Offenses are counted using the FBI Units of Count for Crime

(\*\*) The 'Arrests' column shows arrests made for incidents during the selected period, regardless of arrest date. Arrest counts for the same period may change over time.

This report is valid as of August 22, 2024 and is subject to change

# Searsport PD - ME0140200 - NIBRS Agency Crime Overview - 2023

2023 Population Estimate		2,658	Offenses (*)		Arrests (**)	
Offense Overview			Reported	Cleared	Adult	Juvenile
Group A Offenses						
Crimes Against Persons						
Offense Total	7	Murder and Nonnegligent Manslaughter	0	0	0	0
Number Cleared	6	Negligent Manslaughter	0	0	0	0
Percent Cleared	85.71 %	Kidnapping/Abduction	0	0	0	0
Group A Crimes per 100,000 population	263.4	Rape	0	0	0	0
		Sodomy	0	0	0	0
		Sexual Assault With An Object	0	0	0	0
		Fondling	0	0	0	0
		Incest	0	0	0	0
		Statutory Rape	0	0	0	0
Total Arrests	6	Aggravated Assault	2	2	0	1
Adult Arrests	5	Simple Assault	2	2	1	0
Juvenile Arrests	1	Intimidation	0	0	0	0
Unknown Age	0	Human Trafficking, Commercial Sex Acts	0	0	0	0
Arrests per 100,000 population	225.7	Human Trafficking, Involuntary Servitude	0	0	0	0
		Crimes Against Property				
		Arson	0	0	0	0
		Bribery	0	0	0	0
		Burglary/Breaking & Entering	2	2	2	0
		Counterfeiting/Forgery	0	0	0	0
		Destruction/Damage/Vandalism of Property	0	0	0	0
		Embezzlement	0	0	0	0
		Extortion/Blackmail	0	0	0	0
		False Pretenses/Swindle/Confidence Game	0	0	0	0
		Credit Card/Automated Teller Machine Fraud	0	0	0	0
		Impersonation	0	0	0	0
		Welfare Fraud	0	0	0	0
		Wire Fraud	0	0	0	0
		Identity Theft	0	0	0	0
		Hacking/Computer Invasion	0	0	0	0
		Robbery	0	0	0	0
		Pocket-picking	0	0	0	0
		Purse-snatching	0	0	0	0
		Shoplifting	0	0	0	0
		Theft From Building	0	0	0	0
		Theft From Coin Operated Machine or Device	0	0	0	0
		Theft From Motor Vehicle	1	0	0	0
		Theft of Motor Vehicle Parts/Accessories	0	0	0	0
		All Other Larceny	0	0	0	0
		Motor Vehicle Theft	0	0	0	0
		Stolen Property Offenses	0	0	0	0
Group B Arrests						
Offense	Adult	Juvenile				
Bad Checks	0	0				
Curfew/Loitering/Vagrancy Violations	0	0				
Disorderly Conduct	0	0				
Driving Under the Influence	0	0				
Drunkenness	0	0				
Family Offenses (Nonviolent)	0	0				
Liquor Law Violations	0	0				
Peeping Tom	0	0				
Trespass of Real Property	0	0				
All Other Offenses	2	0				
Total Group B	2	0				
			Crimes Against Society			
			Drug/Narcotic Violations	0	0	0
			Drug Equipment Violations	0	0	0
			Betting/Wagering	0	0	0
			Operating/Promoting/Assisting Gambling	0	0	0
			Gambling Equipment Violations	0	0	0
			Sports Tampering	0	0	0
			Pornography/Obscene Material	0	0	0
			Prostitution	0	0	0
			Assisting or Promoting Prostitution	0	0	0
			Purchasing Prostitution	0	0	0
			Weapon Law Violations	0	0	0
			Animal Cruelty	0	0	0
			Total Group A Offenses	7	6	3
				1		

(\*) Offenses are counted using the FBI Units of Count for Crime

(\*\*) The 'Arrests' column shows arrests made for incidents during the selected period, regardless of arrest date. Arrest counts for the same period may change over time.

This report is valid as of August 22, 2024 and is subject to change

Skowhegan PD - ME0130200 - NIBRS Agency Crime Overview - 2023

2023 Population Estimate		8,686		Offenses (*)		Arrests (**)	
Offense Overview		Group A Offenses		Reported	Cleared	Adult	Juvenile
		Crimes Against Persons					
Offense Total	642	Murder and Nonnegligent Manslaughter		0	0	0	0
Number Cleared	230	Negligent Manslaughter		0	0	0	0
Percent Cleared	35.83 %	Kidnapping/Abduction		0	0	0	0
Group A Crimes per 100,000 population	7,391.2	Rape		4	0	0	0
		Sodomy		0	0	0	0
		Sexual Assault With An Object		1	0	0	0
		Fondling		7	0	0	0
		Incest		0	0	0	0
		Statutory Rape		2	0	0	0
		Aggravated Assault		6	4	5	0
		Simple Assault		98	44	33	5
		Intimidation		41	14	7	1
		Human Trafficking, Commercial Sex Acts		0	0	0	0
		Human Trafficking, Involuntary Servitude		0	0	0	0
		Crimes Against Property					
		Arson		1	0	0	0
		Bribery		0	0	0	0
		Burglary/Breaking & Entering		22	6	5	3
		Counterfeiting/Forgery		7	1	0	0
		Destruction/Damage/Vandalism of Property		90	20	9	1
		Embezzlement		0	0	0	0
		Extortion/Blackmail		0	0	0	0
		False Pretenses/Swindle/Confidence Game		30	5	4	0
		Credit Card/Automated Teller Machine Fraud		2	0	0	0
		Impersonation		0	0	0	0
		Welfare Fraud		0	0	0	0
		Wire Fraud		0	0	0	0
		Identity Theft		0	0	0	0
		Hacking/Computer Invasion		0	0	0	0
		Robbery		2	1	1	0
		Pocket-picking		0	0	0	0
		Purse-snatching		0	0	0	0
		Shoplifting		6	2	1	0
		Theft From Building		0	0	0	0
		Theft From Coin Operated Machine or Device		0	0	0	0
		Theft From Motor Vehicle		14	2	1	1
		Theft of Motor Vehicle Parts/Accessories		0	0	0	0
		All Other Larceny		218	62	52	2
		Motor Vehicle Theft		14	6	3	1
		Stolen Property Offenses		0	0	0	0
		Crimes Against Society					
		Drug/Narcotic Violations		68	60	35	7
		Drug Equipment Violations		4	2	1	1
		Betting/Wagering		0	0	0	0
		Operating/Promoting/Assisting Gambling		0	0	0	0
		Gambling Equipment Violations		0	0	0	0
		Sports Tampering		0	0	0	0
		Pornography/Obscene Material		3	0	0	0
		Prostitution		0	0	0	0
		Assisting or Promoting Prostitution		0	0	0	0
		Purchasing Prostitution		0	0	0	0
		Weapon Law Violations		2	1	0	0
		Animal Cruelty		0	0	0	0
		Total Group A Offenses		642	230	157	22
Group B Arrests							
Offense	Adult	Juvenile					
Bad Checks	7	0					
Curfew/Loitering/Vagrancy Violations	0	0					
Disorderly Conduct	4	0					
Driving Under the Influence	35	1					
Drunkenness	0	0					
Family Offenses (Nonviolent)	0	0					
Liquor Law Violations	0	0					
Peeping Tom	0	0					
Trespass of Real Property	10	0					
All Other Offenses	134	4					
Total Group B	190	5					

(\*) Offenses are counted using the FBI Units of Count for Crime

(\*\*) The 'Arrests' column shows arrests made for incidents during the selected period, regardless of arrest date. Arrest counts for the same period may change over time.

Somerset SO - ME0130000 - NIBRS Agency Crime Overview - 2023

2023 Population Estimate		32,202		Offenses (*)		Arrests (**)	
Offense Overview		Group A Offenses		Reported	Cleared	Adult	Juvenile
		Crimes Against Persons					
Offense Total	916	Murder and Nonnegligent Manslaughter		0	0	0	0
Number Cleared	446	Negligent Manslaughter		1	0	0	0
Percent Cleared	48.69 %	Kidnapping/Abduction		0	0	0	0
Group A Crimes per 100,000 population	2,844.5	Rape		4	1	0	0
		Sodomy		0	0	0	0
		Sexual Assault With An Object		0	0	0	0
		Fondling		11	4	3	0
		Incest		1	0	1	0
		Statutory Rape		2	2	1	0
Total Arrests	786	Aggravated Assault		16	13	13	0
Adult Arrests	743	Simple Assault		191	131	70	7
Juvenile Arrests	43	Intimidation		61	50	14	6
Unknown Age	0	Human Trafficking, Commercial Sex Acts		0	0	0	0
Arrests per 100,000 population	2,440.8	Human Trafficking, Involuntary Servitude		0	0	0	0
		Crimes Against Property					
		Arson		1	0	0	0
		Bribery		0	0	0	0
		Burglary/Breaking & Entering		72	21	16	3
		Counterfeiting/Forgery		9	5	1	0
		Destruction/Damage/Vandalism of Property		124	39	12	3
		Embezzlement		1	0	0	0
		Extortion/Blackmail		1	0	0	0
		False Pretenses/Swindle/Confidence Game		27	14	5	0
		Credit Card/Automated Teller Machine Fraud		4	3	0	0
		Impersonation		1	0	0	0
		Welfare Fraud		0	0	0	0
		Wire Fraud		0	0	0	0
		Identity Theft		1	0	0	0
		Hacking/Computer Invasion		0	0	0	0
		Robbery		3	3	8	0
		Pocket-picking		0	0	0	0
		Purse-snatching		0	0	0	0
		Shoplifting		0	0	0	0
		Theft From Building		2	0	0	0
		Theft From Coin Operated Machine or Device		0	0	0	0
		Theft From Motor Vehicle		12	0	0	0
		Theft of Motor Vehicle Parts/Accessories		0	0	0	0
		All Other Larceny		265	92	51	7
		Motor Vehicle Theft		43	11	8	0
		Stolen Property Offenses		1	1	0	0
		Crimes Against Society					
		Drug/Narcotic Violations		52	48	51	0
		Drug Equipment Violations		1	1	0	0
		Betting/Wagering		0	0	0	0
		Operating/Promoting/Assisting Gambling		0	0	0	0
		Gambling Equipment Violations		0	0	0	0
		Sports Tampering		0	0	0	0
		Pornography/Obscene Material		2	0	0	0
		Prostitution		0	0	0	0
		Assisting or Promoting Prostitution		0	0	0	0
		Purchasing Prostitution		0	0	0	0
		Weapon Law Violations		7	7	2	0
		Animal Cruelty		0	0	0	0
		Total Group A Offenses		916	446	256	26
Group B Arrests							
Offense	Adult	Juvenile					
Bad Checks	6	0					
Curfew/Loitering/Vagrancy Violations	0	0					
Disorderly Conduct	17	0					
Driving Under the Influence	148	1					
Drunkenness	0	0					
Family Offenses (Nonviolent)	0	0					
Liquor Law Violations	3	2					
Peeping Tom	0	0					
Trespass of Real Property	12	9					
All Other Offenses	301	5					
Total Group B	487	17					

(\*) Offenses are counted using the FBI Units of Count for Crime

(\*\*) The 'Arrests' column shows arrests made for incidents during the selected period, regardless of arrest date. Arrest counts for the same period may change over time.

# South Berwick PD - ME0161300 - NIBRS Agency Crime Overview - 2023

2023 Population Estimate		7,768	Offenses (*)		Arrests (**)	
Offense Overview			Reported	Cleared	Adult	Juvenile
Group A Offenses						
Crimes Against Persons						
Offense Total	101	Murder and Nonnegligent Manslaughter	0	0	0	0
Number Cleared	32	Negligent Manslaughter	0	0	0	0
Percent Cleared	31.68 %	Kidnapping/Abduction	0	0	0	0
Group A Crimes per 100,000 population	1,300.2	Rape	2	0	0	0
		Sodomy	0	0	0	0
		Sexual Assault With An Object	0	0	0	0
		Fondling	1	0	0	0
		Incest	0	0	0	0
		Statutory Rape	3	0	0	0
Total Arrests	66	Aggravated Assault	0	0	0	0
Adult Arrests	60	Simple Assault	19	12	10	2
Juvenile Arrests	6	Intimidation	4	1	0	0
Unknown Age	0	Human Trafficking, Commercial Sex Acts	0	0	0	0
Arrests per 100,000 population	849.6	Human Trafficking, Involuntary Servitude	0	0	0	0
		Crimes Against Property				
		Arson	0	0	0	0
		Bribery	0	0	0	0
		Burglary/Breaking & Entering	2	0	0	0
		Counterfeiting/Forgery	0	0	0	0
		Destruction/Damage/Vandalism of Property	14	1	0	0
		Embezzlement	0	0	0	0
		Extortion/Blackmail	0	0	0	0
		False Pretenses/Swindle/Confidence Game	4	3	0	0
		Credit Card/Automated Teller Machine Fraud	1	0	0	0
		Impersonation	0	0	0	0
		Welfare Fraud	0	0	0	0
		Wire Fraud	7	0	0	0
		Identity Theft	1	0	0	0
		Hacking/Computer Invasion	0	0	0	0
		Robbery	0	0	0	0
		Pocket-picking	0	0	0	0
		Purse-snatching	0	0	0	0
		Shoplifting	1	0	0	0
		Theft From Building	5	0	0	0
		Theft From Coin Operated Machine or Device	0	0	0	0
		Theft From Motor Vehicle	4	0	0	0
		Theft of Motor Vehicle Parts/Accessories	2	0	0	0
		All Other Larceny	11	2	2	0
		Motor Vehicle Theft	3	1	1	0
		Stolen Property Offenses	0	0	0	0
Group B Arrests						
Offense	Adult	Juvenile				
Bad Checks	0	0				
Curfew/Loitering/Vagrancy Violations	0	0				
Disorderly Conduct	3	0				
Driving Under the Influence	17	0				
Drunkenness	0	0				
Family Offenses (Nonviolent)	0	0				
Liquor Law Violations	1	0				
Peeping Tom	0	0				
Trespass of Real Property	1	0				
All Other Offenses	19	1				
Total Group B	41	1				
			Crimes Against Society			
			Drug/Narcotic Violations	16	11	6
			Drug Equipment Violations	0	0	0
			Betting/Wagering	0	0	0
			Operating/Promoting/Assisting Gambling	0	0	0
			Gambling Equipment Violations	0	0	0
			Sports Tampering	0	0	0
			Pornography/Obscene Material	0	0	0
			Prostitution	0	0	0
			Assisting or Promoting Prostitution	0	0	0
			Purchasing Prostitution	0	0	0
			Weapon Law Violations	1	1	0
			Animal Cruelty	0	0	0
			Total Group A Offenses	101	32	19
						5

(\*) Offenses are counted using the FBI Units of Count for Crime

(\*\*) The 'Arrests' column shows arrests made for incidents during the selected period, regardless of arrest date. Arrest counts for the same period may change over time.

This report is valid as of August 22, 2024 and is subject to change

# South Portland PD - ME0030600 - NIBRS Agency Crime Overview - 2023

2023 Population Estimate		27,256		Offenses (*)		Arrests (**)	
Offense Overview		Group A Offenses		Reported	Cleared	Adult	Juvenile
		Crimes Against Persons					
Offense Total	727	Murder and Nonnegligent Manslaughter		0	0	0	0
Number Cleared	251	Negligent Manslaughter		0	0	0	0
Percent Cleared	34.53 %	Kidnapping/Abduction		1	1	1	0
Group A Crimes per 100,000 population	2,667.3	Rape		10	0	0	0
		Sodomy		0	0	0	0
		Sexual Assault With An Object		0	0	0	0
		Fondling		1	0	0	0
		Incest		0	0	0	0
		Statutory Rape		0	0	0	0
Total Arrests	473	Aggravated Assault		17	13	12	1
Adult Arrests	417	Simple Assault		83	56	38	10
Juvenile Arrests	56	Intimidation		34	13	9	1
Unknown Age	0	Human Trafficking, Commercial Sex Acts		0	0	0	0
Arrests per 100,000 population	1,735.4	Human Trafficking, Involuntary Servitude		0	0	0	0
		Crimes Against Property					
		Arson		2	2	0	1
		Bribery		0	0	0	0
		Burglary/Breaking & Entering		18	3	3	0
		Counterfeiting/Forgery		13	3	2	1
		Destruction/Damage/Vandalism of Property		97	16	8	1
		Embezzlement		0	0	0	0
		Extortion/Blackmail		0	0	0	0
		False Pretenses/Swindle/Confidence Game		21	1	0	0
		Credit Card/Automated Teller Machine Fraud		7	0	0	0
		Impersonation		3	0	0	0
		Welfare Fraud		1	1	0	0
		Wire Fraud		4	0	0	0
		Identity Theft		2	0	0	0
		Hacking/Computer Invasion		0	0	0	0
		Robbery		3	1	1	0
		Pocket-picking		4	0	0	0
		Purse-snatching		3	0	0	0
		Shoplifting		125	40	34	12
		Theft From Building		20	1	1	1
		Theft From Coin Operated Machine or Device		0	0	0	0
		Theft From Motor Vehicle		45	2	2	0
		Theft of Motor Vehicle Parts/Accessories		7	0	0	0
		All Other Larceny		76	6	3	2
		Motor Vehicle Theft		23	9	8	1
		Stolen Property Offenses		2	1	2	0
		Crimes Against Society					
		Drug/Narcotic Violations		63	51	51	0
		Drug Equipment Violations		3	2	1	0
		Betting/Wagering		0	0	0	0
		Operating/Promoting/Assisting Gambling		0	0	0	0
		Gambling Equipment Violations		0	0	0	0
		Sports Tampering		0	0	0	0
		Pornography/Obscene Material		2	0	0	0
		Prostitution		1	0	0	0
		Assisting or Promoting Prostitution		26	26	26	0
		Purchasing Prostitution		0	0	0	0
		Weapon Law Violations		0	0	0	0
		Animal Cruelty		10	3	4	0
		Total Group A Offenses		727	251	206	31
Group B Arrests							
Offense	Adult	Juvenile					
Bad Checks	0	0					
Curfew/Loitering/Vagrancy Violations	0	0					
Disorderly Conduct	2	3					
Driving Under the Influence	82	0					
Drunkenness	0	0					
Family Offenses (Nonviolent)	4	0					
Liquor Law Violations	4	6					
Peeping Tom	0	0					
Trespass of Real Property	6	3					
All Other Offenses	113	13					
Total Group B	211	25					

(\*) Offenses are counted using the FBI Units of Count for Crime

(\*\*) The 'Arrests' column shows arrests made for incidents during the selected period, regardless of arrest date. Arrest counts for the same period may change over time.

This report is valid as of August 22, 2024 and is subject to change

# South West Harbor PD - ME0050800 - NIBRS Agency Crime Overview - 2023

2023 Population Estimate		1,847	Offenses (*)		Arrests (**)	
Offense Overview			Reported	Cleared	Adult	Juvenile
Group A Offenses						
Crimes Against Persons						
Offense Total	43	Murder and Nonnegligent Manslaughter	1	1	1	0
Number Cleared	1	Negligent Manslaughter	0	0	0	0
Percent Cleared	2.33 %	Kidnapping/Abduction	0	0	0	0
Group A Crimes per 100,000 population	2,328.1	Rape	0	0	0	0
		Sodomy	0	0	0	0
		Sexual Assault With An Object	0	0	0	0
		Fondling	0	0	0	0
		Incest	0	0	0	0
		Statutory Rape	0	0	0	0
Total Arrests	2	Aggravated Assault	1	0	0	0
Adult Arrests	2	Simple Assault	9	0	0	0
Juvenile Arrests	0	Intimidation	6	0	0	0
Unknown Age	0	Human Trafficking, Commercial Sex Acts	0	0	0	0
Arrests per 100,000 population	108.3	Human Trafficking, Involuntary Servitude	0	0	0	0
		Crimes Against Property				
		Arson	0	0	0	0
		Bribery	0	0	0	0
		Burglary/Breaking & Entering	1	0	0	0
		Counterfeiting/Forgery	0	0	0	0
		Destruction/Damage/Vandalism of Property	5	0	0	0
		Embezzlement	0	0	0	0
		Extortion/Blackmail	0	0	0	0
		False Pretenses/Swindle/Confidence Game	1	0	0	0
		Credit Card/Automated Teller Machine Fraud	0	0	0	0
		Impersonation	2	0	0	0
		Welfare Fraud	0	0	0	0
		Wire Fraud	1	0	0	0
		Identity Theft	0	0	0	0
		Hacking/Computer Invasion	0	0	0	0
		Robbery	0	0	0	0
		Pocket-picking	0	0	0	0
		Purse-snatching	0	0	0	0
		Shoplifting	0	0	0	0
		Theft From Building	1	0	0	0
		Theft From Coin Operated Machine or Device	0	0	0	0
		Theft From Motor Vehicle	0	0	0	0
		Theft of Motor Vehicle Parts/Accessories	0	0	0	0
		All Other Larceny	6	0	0	0
		Motor Vehicle Theft	1	0	0	0
		Stolen Property Offenses	0	0	0	0
Group B Arrests						
Offense	Adult	Juvenile				
Bad Checks	0	0				
Curfew/Loitering/Vagrancy Violations	0	0				
Disorderly Conduct	0	0				
Driving Under the Influence	0	0				
Drunkenness	0	0				
Family Offenses (Nonviolent)	0	0				
Liquor Law Violations	0	0				
Peeping Tom	0	0				
Trespass of Real Property	0	0				
All Other Offenses	1	0				
Total Group B	1	0				
			Crimes Against Society			
			Drug/Narcotic Violations	7	0	0
			Drug Equipment Violations	1	0	0
			Betting/Wagering	0	0	0
			Operating/Promoting/Assisting Gambling	0	0	0
			Gambling Equipment Violations	0	0	0
			Sports Tampering	0	0	0
			Pornography/Obscene Material	0	0	0
			Prostitution	0	0	0
			Assisting or Promoting Prostitution	0	0	0
			Purchasing Prostitution	0	0	0
			Weapon Law Violations	0	0	0
			Animal Cruelty	0	0	0
			Total Group A Offenses	43	1	1

(\*) Offenses are counted using the FBI Units of Count for Crime

(\*\*) The 'Arrests' column shows arrests made for incidents during the selected period, regardless of arrest date. Arrest counts for the same period may change over time.

This report is valid as of August 22, 2024 and is subject to change



# Thomaston PD - ME0070300 - NIBRS Agency Crime Overview - 2023

2023 Population Estimate		2,808	Offenses (*)		Arrests (**)	
Offense Overview			Reported	Cleared	Adult	Juvenile
Group A Offenses						
Crimes Against Persons						
Offense Total	86	Murder and Nonnegligent Manslaughter	0	0	0	0
Number Cleared	14	Negligent Manslaughter	0	0	0	0
Percent Cleared	16.28 %	Kidnapping/Abduction	0	0	0	0
Group A Crimes per 100,000 population	3,062.7	Rape	0	0	0	0
		Sodomy	0	0	0	0
		Sexual Assault With An Object	0	0	0	0
		Fondling	0	0	0	0
		Incest	0	0	0	0
		Statutory Rape	0	0	0	0
Total Arrests	18	Aggravated Assault	0	0	0	0
Adult Arrests	18	Simple Assault	6	0	0	0
Juvenile Arrests	0	Intimidation	3	1	0	0
Unknown Age	0	Human Trafficking, Commercial Sex Acts	0	0	0	0
Arrests per 100,000 population	641.0	Human Trafficking, Involuntary Servitude	0	0	0	0
		Crimes Against Property				
		Arson	0	0	0	0
		Bribery	0	0	0	0
		Burglary/Breaking & Entering	1	0	0	0
		Counterfeiting/Forgery	0	0	0	0
		Destruction/Damage/Vandalism of Property	1	0	0	0
		Embezzlement	0	0	0	0
		Extortion/Blackmail	0	0	0	0
		False Pretenses/Swindle/Confidence Game	2	1	0	0
		Credit Card/Automated Teller Machine Fraud	0	0	0	0
		Impersonation	0	0	0	0
		Welfare Fraud	0	0	0	0
		Wire Fraud	0	0	0	0
		Identity Theft	0	0	0	0
		Hacking/Computer Invasion	0	0	0	0
		Robbery	0	0	0	0
		Pocket-picking	0	0	0	0
		Purse-snatching	0	0	0	0
		Shoplifting	8	2	1	0
		Theft From Building	1	0	0	0
		Theft From Coin Operated Machine or Device	0	0	0	0
		Theft From Motor Vehicle	0	0	0	0
		Theft of Motor Vehicle Parts/Accessories	0	0	0	0
		All Other Larceny	61	10	9	0
		Motor Vehicle Theft	1	0	0	0
		Stolen Property Offenses	0	0	0	0
Group B Arrests						
Offense	Adult	Juvenile				
Bad Checks	0	0				
Curfew/Loitering/Vagrancy Violations	0	0				
Disorderly Conduct	0	0				
Driving Under the Influence	1	0				
Drunkenness	0	0				
Family Offenses (Nonviolent)	0	0				
Liquor Law Violations	0	0				
Peeping Tom	0	0				
Trespass of Real Property	1	0				
All Other Offenses	6	0				
Total Group B	8	0				
Crimes Against Society						
		Drug/Narcotic Violations	2	0	0	0
		Drug Equipment Violations	0	0	0	0
		Betting/Wagering	0	0	0	0
		Operating/Promoting/Assisting Gambling	0	0	0	0
		Gambling Equipment Violations	0	0	0	0
		Sports Tampering	0	0	0	0
		Pornography/Obscene Material	0	0	0	0
		Prostitution	0	0	0	0
		Assisting or Promoting Prostitution	0	0	0	0
		Purchasing Prostitution	0	0	0	0
		Weapon Law Violations	0	0	0	0
		Animal Cruelty	0	0	0	0
Total Group A Offenses			86	14	10	0

(\*) Offenses are counted using the FBI Units of Count for Crime

(\*\*) The 'Arrests' column shows arrests made for incidents during the selected period, regardless of arrest date. Arrest counts for the same period may change over time.

This report is valid as of August 22, 2024 and is subject to change

# Topsham PD - ME0120200 - NIBRS Agency Crime Overview - 2023

2023 Population Estimate		9,831		Offenses (*)		Arrests (**)	
Offense Overview		Group A Offenses		Reported	Cleared	Adult	Juvenile
		Crimes Against Persons					
Offense Total	277	Murder and Nonnegligent Manslaughter		1	1	1	0
Number Cleared	149	Negligent Manslaughter		0	0	0	0
Percent Cleared	53.79 %	Kidnapping/Abduction		1	1	1	0
Group A Crimes per 100,000 population	2,817.6	Rape		0	0	0	0
		Sodomy		0	0	0	0
		Sexual Assault With An Object		0	0	0	0
		Fondling		0	0	0	0
		Incest		0	0	0	0
		Statutory Rape		0	0	0	0
Total Arrests	222	Aggravated Assault		2	2	1	0
Adult Arrests	178	Simple Assault		38	35	13	8
Juvenile Arrests	44	Intimidation		48	30	5	1
Unknown Age	0	Human Trafficking, Commercial Sex Acts		0	0	0	0
Arrests per 100,000 population	2,258.2	Human Trafficking, Involuntary Servitude		0	0	0	0
		Crimes Against Property					
		Arson		0	0	0	0
		Bribery		0	0	0	0
		Burglary/Breaking & Entering		9	2	0	2
		Counterfeiting/Forgery		4	2	1	0
		Destruction/Damage/Vandalism of Property		21	6	1	3
		Embezzlement		0	0	0	0
		Extortion/Blackmail		0	0	0	0
		False Pretenses/Swindle/Confidence Game		23	4	1	0
		Credit Card/Automated Teller Machine Fraud		1	1	0	0
		Impersonation		0	0	0	0
		Welfare Fraud		0	0	0	0
		Wire Fraud		0	0	0	0
		Identity Theft		0	0	0	0
		Hacking/Computer Invasion		0	0	0	0
		Robbery		0	0	0	0
		Pocket-picking		0	0	0	0
		Purse-snatching		1	0	0	0
		Shoplifting		56	39	0	0
		Theft From Building		4	0	0	0
		Theft From Coin Operated Machine or Device		0	0	0	0
		Theft From Motor Vehicle		5	0	0	1
		Theft of Motor Vehicle Parts/Accessories		0	0	0	0
		All Other Larceny		52	17	51	10
		Motor Vehicle Theft		1	1	0	0
		Stolen Property Offenses		0	0	0	0
		Crimes Against Society					
		Drug/Narcotic Violations		8	7	6	0
		Drug Equipment Violations		0	0	0	0
		Betting/Wagering		0	0	0	0
		Operating/Promoting/Assisting Gambling		0	0	0	0
		Gambling Equipment Violations		0	0	0	0
		Sports Tampering		0	0	0	0
		Pornography/Obscene Material		1	0	0	0
		Prostitution		0	0	0	0
		Assisting or Promoting Prostitution		0	0	0	0
		Purchasing Prostitution		0	0	0	0
		Weapon Law Violations		1	1	1	0
		Animal Cruelty		0	0	0	0
		Total Group A Offenses		277	149	82	25
Group B Arrests							
Offense	Adult	Juvenile					
Bad Checks	0	0					
Curfew/Loitering/Vagrancy Violations	0	0					
Disorderly Conduct	3	2					
Driving Under the Influence	27	1					
Drunkenness	0	0					
Family Offenses (Nonviolent)	0	1					
Liquor Law Violations	8	12					
Peeping Tom	0	0					
Trespass of Real Property	3	0					
All Other Offenses	55	3					
Total Group B	96	19					

(\*) Offenses are counted using the FBI Units of Count for Crime

(\*\*) The 'Arrests' column shows arrests made for incidents during the selected period, regardless of arrest date. Arrest counts for the same period may change over time.

This report is valid as of August 22, 2024 and is subject to change

# UMF PD - ME0040600 - NIBRS Agency Crime Overview - 2023

2023 Population Estimate			N/A	Offenses (*)		Arrests (**)		
				Reported	Cleared	Adult	Juvenile	
Offense Overview			Group A Offenses					
			Crimes Against Persons					
Offense Total	27		Murder and Nonnegligent Manslaughter		0	0	0	0
Number Cleared	2		Negligent Manslaughter		0	0	0	0
Percent Cleared	7.41 %		Kidnapping/Abduction		0	0	0	0
			Rape		0	0	0	0
Group A Crimes per 100,000 population	N/A		Sodomy		0	0	0	0
			Sexual Assault With An Object		0	0	0	0
			Fondling		0	0	0	0
			Incest		0	0	0	0
			Statutory Rape		0	0	0	0
Total Arrests	4		Aggravated Assault		0	0	0	0
Adult Arrests	3		Simple Assault		1	1	1	0
Juvenile Arrests	1		Intimidation		0	0	0	0
Unknown Age	0		Human Trafficking, Commercial Sex Acts		0	0	0	0
			Human Trafficking, Involuntary Servitude		0	0	0	0
Arrests per 100,000 population	N/A		Crimes Against Property					
			Arson		2	0	0	0
Average number offenses/incident	1.04		Bribery		0	0	0	0
			Burglary/Breaking & Entering		0	0	0	0
			Counterfeiting/Forgery		0	0	0	0
			Destruction/Damage/Vandalism of Property		11	0	0	0
			Embezzlement		0	0	0	0
			Extortion/Blackmail		0	0	0	0
			False Pretenses/Swindle/Confidence Game		1	0	0	0
			Credit Card/Automated Teller Machine Fraud		0	0	0	0
			Impersonation		0	0	0	0
			Welfare Fraud		0	0	0	0
			Wire Fraud		0	0	0	0
			Identity Theft		0	0	0	0
			Hacking/Computer Invasion		0	0	0	0
			Robbery		0	0	0	0
			Pocket-picking		0	0	0	0
			Purse-snatching		0	0	0	0
			Shoplifting		0	0	0	0
			Theft From Building		0	0	0	0
			Theft From Coin Operated Machine or Device		0	0	0	0
			Theft From Motor Vehicle		0	0	0	0
			Theft of Motor Vehicle Parts/Accessories		0	0	0	0
			All Other Larceny		4	0	0	0
			Motor Vehicle Theft		1	1	0	1
			Stolen Property Offenses		0	0	0	0
			Crimes Against Society					
			Drug/Narcotic Violations		4	0	0	0
			Drug Equipment Violations		3	0	0	0
			Betting/Wagering		0	0	0	0
			Operating/Promoting/Assisting Gambling		0	0	0	0
			Gambling Equipment Violations		0	0	0	0
			Sports Tampering		0	0	0	0
			Pornography/Obscene Material		0	0	0	0
			Prostitution		0	0	0	0
			Assisting or Promoting Prostitution		0	0	0	0
			Purchasing Prostitution		0	0	0	0
			Weapon Law Violations		0	0	0	0
			Animal Cruelty		0	0	0	0
			Total Group A Offenses		27	2	1	1

(\*) Offenses are counted using the FBI Units of Count for Crime

(\*\*) The 'Arrests' column shows arrests made for incidents during the selected period, regardless of arrest date. Arrest counts for the same period may change over time.

This report is valid as of August 22, 2024 and is subject to change

# UMO DPS - ME0101800 - NIBRS Agency Crime Overview - 2023

2023 Population Estimate			N/A	Offenses (*)		Arrests (**)	
				Reported	Cleared	Adult	Juvenile
Offense Overview				Crimes Against Persons			
Offense Total		169	Murder and Nonnegligent Manslaughter	0	0	0	0
Number Cleared		0	Negligent Manslaughter	0	0	0	0
Percent Cleared		0.00 %	Kidnapping/Abduction	0	0	0	0
Group A Crimes per 100,000 population		N/A	Rape	0	0	0	0
			Sodomy	0	0	0	0
			Sexual Assault With An Object	0	0	0	0
			Fondling	2	0	0	0
			Incest	0	0	0	0
			Statutory Rape	0	0	0	0
			Aggravated Assault	0	0	0	0
Total Arrests		3	Simple Assault	6	0	0	0
Adult Arrests		3	Intimidation	25	0	0	0
Juvenile Arrests		0	Human Trafficking, Commercial Sex Acts	0	0	0	0
Unknown Age		0	Human Trafficking, Involuntary Servitude	0	0	0	0
Arrests per 100,000 population		N/A	Crimes Against Property				
Average number offenses/incident		1.05	Arson	0	0	0	0
			Bribery	0	0	0	0
			Burglary/Breaking & Entering	3	0	0	0
			Counterfeiting/Forgery	0	0	0	0
			Destruction/Damage/Vandalism of Property	59	0	0	0
Group B Arrests							
Offense	Adult	Juvenile	Embezzlement	0	0	0	0
Bad Checks	0	0	Extortion/Blackmail	0	0	0	0
Curfew/Loitering/Vagrancy Violations	0	0	False Pretenses/Swindle/Confidence Game	3	0	0	0
Disorderly Conduct	1	0	Credit Card/Automated Teller Machine Fraud	0	0	0	0
Driving Under the Influence	1	0	Impersonation	0	0	0	0
Drunkenness	0	0	Welfare Fraud	0	0	0	0
Family Offenses (Nonviolent)	0	0	Wire Fraud	0	0	0	0
Liquor Law Violations	0	0	Identity Theft	0	0	0	0
Peeping Tom	0	0	Hacking/Computer Invasion	0	0	0	0
Trespass of Real Property	1	0	Robbery	0	0	0	0
All Other Offenses	0	0	Pocket-picking	0	0	0	0
Total Group B	3	0	Purse-snatching	0	0	0	0
			Shoplifting	1	0	0	0
			Theft From Building	28	0	0	0
			Theft From Coin Operated Machine or Device	0	0	0	0
			Theft From Motor Vehicle	5	0	0	0
			Theft of Motor Vehicle Parts/Accessories	0	0	0	0
			All Other Larceny	25	0	0	0
			Motor Vehicle Theft	0	0	0	0
			Stolen Property Offenses	0	0	0	0
			Crimes Against Society				
			Drug/Narcotic Violations	11	0	0	0
			Drug Equipment Violations	1	0	0	0
			Betting/Wagering	0	0	0	0
			Operating/Promoting/Assisting Gambling	0	0	0	0
			Gambling Equipment Violations	0	0	0	0
			Sports Tampering	0	0	0	0
			Pornography/Obscene Material	0	0	0	0
			Prostitution	0	0	0	0
			Assisting or Promoting Prostitution	0	0	0	0
			Purchasing Prostitution	0	0	0	0
			Weapon Law Violations	0	0	0	0
			Animal Cruelty	0	0	0	0
			Total Group A Offenses	169	0	0	0

(\*) Offenses are counted using the FBI Units of Count for Crime

(\*\*) The 'Arrests' column shows arrests made for incidents during the selected period, regardless of arrest date. Arrest counts for the same period may change over time.

This report is valid as of August 22, 2024 and is subject to change

# USM - Gorham - ME0031800 - NIBRS Agency Crime Overview - 2023

2023 Population Estimate			N/A	Offenses (*)		Arrests (**)	
				Reported	Cleared	Adult	Juvenile
Offense Overview							
			Group A Offenses				
			Crimes Against Persons				
Offense Total	63		Murder and Nonnegligent Manslaughter	0	0	0	0
Number Cleared	5		Negligent Manslaughter	0	0	0	0
Percent Cleared	7.94 %		Kidnapping/Abduction	0	0	0	0
			Rape	1	0	0	0
Group A Crimes per 100,000 population	N/A		Sodomy	0	0	0	0
			Sexual Assault With An Object	0	0	0	0
			Fondling	1	1	1	0
			Incest	0	0	0	0
			Statutory Rape	0	0	0	0
Total Arrests	8		Aggravated Assault	0	0	0	0
Adult Arrests	8		Simple Assault	6	3	3	0
Juvenile Arrests	0		Intimidation	1	0	0	0
Unknown Age	0		Human Trafficking, Commercial Sex Acts	0	0	0	0
			Human Trafficking, Involuntary Servitude	0	0	0	0
Arrests per 100,000 population	N/A		Crimes Against Property				
			Arson	1	0	0	0
			Bribery	0	0	0	0
			Burglary/Breaking & Entering	2	0	0	0
			Counterfeiting/Forgery	0	0	0	0
			Destruction/Damage/Vandalism of Property	21	1	1	0
			Embezzlement	0	0	0	0
			Extortion/Blackmail	0	0	0	0
			False Pretenses/Swindle/Confidence Game	2	0	0	0
			Credit Card/Automated Teller Machine Fraud	0	0	0	0
			Impersonation	0	0	0	0
			Welfare Fraud	0	0	0	0
			Wire Fraud	0	0	0	0
			Identity Theft	0	0	0	0
			Hacking/Computer Invasion	0	0	0	0
			Robbery	0	0	0	0
			Pocket-picking	0	0	0	0
			Purse-snatching	0	0	0	0
			Shoplifting	0	0	0	0
			Theft From Building	9	0	0	0
			Theft From Coin Operated Machine or Device	0	0	0	0
			Theft From Motor Vehicle	4	0	0	0
			Theft of Motor Vehicle Parts/Accessories	0	0	0	0
			All Other Larceny	15	0	0	0
			Motor Vehicle Theft	0	0	0	0
			Stolen Property Offenses	0	0	0	0
			Crimes Against Society				
			Drug/Narcotic Violations	0	0	0	0
			Drug Equipment Violations	0	0	0	0
			Betting/Wagering	0	0	0	0
			Operating/Promoting/Assisting Gambling	0	0	0	0
			Gambling Equipment Violations	0	0	0	0
			Sports Tampering	0	0	0	0
			Pornography/Obscene Material	0	0	0	0
			Prostitution	0	0	0	0
			Assisting or Promoting Prostitution	0	0	0	0
			Purchasing Prostitution	0	0	0	0
			Weapon Law Violations	0	0	0	0
			Animal Cruelty	0	0	0	0
			Total Group A Offenses	63	5	5	0

(\*) Offenses are counted using the FBI Units of Count for Crime

(\*\*) The 'Arrests' column shows arrests made for incidents during the selected period, regardless of arrest date. Arrest counts for the same period may change over time.

This report is valid as of August 22, 2024 and is subject to change

Veazie PD - ME0101300 - NIBRS Agency Crime Overview - 2023

2023 Population Estimate			1,831	Offenses (*)		Arrests (**)		
				Reported	Cleared	Adult	Juvenile	
Offense Overview			Crimes Against Persons					
Offense Total	10		Murder and Nonnegligent Manslaughter	0	0	0	0	
Number Cleared	7		Negligent Manslaughter	0	0	0	0	
Percent Cleared	70.00 %		Kidnapping/Abduction	0	0	0	0	
Group A Crimes per 100,000 population	546.1		Rape	0	0	0	0	
			Sodomy	0	0	0	0	
			Sexual Assault With An Object	0	0	0	0	
			Fondling	0	0	0	0	
			Incest	0	0	0	0	
Arrest Overview			Statutory Rape	0	0	0	0	
Total Arrests	25		Aggravated Assault	1	1	1	0	
Adult Arrests	22		Simple Assault	0	0	0	0	
Juvenile Arrests	3		Intimidation	1	1	1	0	
Unknown Age	0		Human Trafficking, Commercial Sex Acts	0	0	0	0	
			Human Trafficking, Involuntary Servitude	0	0	0	0	
Arrests per 100,000 population	1,365.4		Crimes Against Property					
			Arson	0	0	0	0	
			Bribery	0	0	0	0	
			Burglary/Breaking & Entering	1	1	0	2	
			Counterfeiting/Forgery	0	0	0	0	
			Destruction/Damage/Vandalism of Property	1	1	0	0	
			Embezzlement	0	0	0	0	
			Extortion/Blackmail	0	0	0	0	
			False Pretenses/Swindle/Confidence Game	0	0	0	0	
			Credit Card/Automated Teller Machine Fraud	0	0	0	0	
			Impersonation	0	0	0	0	
			Welfare Fraud	0	0	0	0	
			Wire Fraud	0	0	0	0	
			Identity Theft	0	0	0	0	
			Hacking/Computer Invasion	0	0	0	0	
			Robbery	0	0	0	0	
			Pocket-picking	0	0	0	0	
			Purse-snatching	0	0	0	0	
			Shoplifting	0	0	0	0	
			Theft From Building	0	0	0	0	
			Theft From Coin Operated Machine or Device	0	0	0	0	
			Theft From Motor Vehicle	1	0	0	0	
			Theft of Motor Vehicle Parts/Accessories	0	0	0	0	
			All Other Larceny	1	0	0	0	
			Motor Vehicle Theft	1	0	0	0	
			Stolen Property Offenses	0	0	0	0	
			Crimes Against Society					
			Drug/Narcotic Violations	2	2	2	0	
			Drug Equipment Violations	0	0	0	0	
			Betting/Wagering	0	0	0	0	
			Operating/Promoting/Assisting Gambling	0	0	0	0	
			Gambling Equipment Violations	0	0	0	0	
			Sports Tampering	0	0	0	0	
			Pornography/Obscene Material	0	0	0	0	
			Prostitution	0	0	0	0	
			Assisting or Promoting Prostitution	0	0	0	0	
			Purchasing Prostitution	0	0	0	0	
			Weapon Law Violations	1	1	0	0	
			Animal Cruelty	0	0	0	0	
			Total Group A Offenses		10	7	4	2
Group B Arrests								
Offense	Adult	Juvenile						
Bad Checks	0	0	Extortion/Blackmail					
Curfew/Loitering/Vagrancy Violations	0	0	False Pretenses/Swindle/Confidence Game					
Disorderly Conduct	2	0	Credit Card/Automated Teller Machine Fraud					
Driving Under the Influence	8	0	Impersonation					
Drunkenness	0	0	Welfare Fraud					
Family Offenses (Nonviolent)	0	0	Wire Fraud					
Liquor Law Violations	0	1	Identity Theft					
Peeping Tom	0	0	Hacking/Computer Invasion					
Trespass of Real Property	0	0	Robbery					
All Other Offenses	8	0	Pocket-picking					
			Purse-snatching					
			Shoplifting					
			Theft From Building					
			Theft From Coin Operated Machine or Device					
			Theft From Motor Vehicle					
			Theft of Motor Vehicle Parts/Accessories					
			All Other Larceny					
			Motor Vehicle Theft					
			Stolen Property Offenses					
			Crimes Against Society					
			Drug/Narcotic Violations					
			Drug Equipment Violations					
			Betting/Wagering					
			Operating/Promoting/Assisting Gambling					
			Gambling Equipment Violations					
			Sports Tampering					
			Pornography/Obscene Material					
			Prostitution					
			Assisting or Promoting Prostitution					
			Purchasing Prostitution					
			Weapon Law Violations					
			Animal Cruelty					
			Total Group A Offenses		10	7	4	2

(\*) Offenses are counted using the FBI Units of Count for Crime

(\*\*) The 'Arrests' column shows arrests made for incidents during the selected period, regardless of arrest date. Arrest counts for the same period may change over time.

This report is valid as of August 22, 2024 and is subject to change

Waldo SO - ME0140000 - NIBRS Agency Crime Overview - 2023

2023 Population Estimate		30,180		Offenses (*)		Arrests (**)	
Offense Overview		Group A Offenses		Reported	Cleared	Adult	Juvenile
		Crimes Against Persons					
Offense Total	143	Murder and Nonnegligent Manslaughter		0	0	0	0
Number Cleared	95	Negligent Manslaughter		0	0	0	0
Percent Cleared	66.43 %	Kidnapping/Abduction		0	0	0	0
Group A Crimes per 100,000 population	473.8	Rape		0	0	0	0
		Sodomy		0	0	0	0
		Sexual Assault With An Object		0	0	0	0
		Fondling		0	0	0	0
		Incest		0	0	0	0
		Statutory Rape		0	0	0	0
Total Arrests	148	Aggravated Assault		2	1	4	0
Adult Arrests	139	Simple Assault		45	38	30	2
Juvenile Arrests	9	Intimidation		19	14	8	3
Unknown Age	0	Human Trafficking, Commercial Sex Acts		0	0	0	0
Arrests per 100,000 population	490.4	Human Trafficking, Involuntary Servitude		0	0	0	0
		Crimes Against Property					
		Arson		0	0	0	0
		Bribery		0	0	0	0
		Burglary/Breaking & Entering		13	8	7	1
		Counterfeiting/Forgery		2	0	0	0
		Destruction/Damage/Vandalism of Property		0	0	0	0
		Embezzlement		0	0	0	0
		Extortion/Blackmail		0	0	0	0
		False Pretenses/Swindle/Confidence Game		1	1	1	0
		Credit Card/Automated Teller Machine Fraud		0	0	0	0
		Impersonation		0	0	0	0
		Welfare Fraud		0	0	0	0
		Wire Fraud		0	0	0	0
		Identity Theft		0	0	0	0
		Hacking/Computer Invasion		0	0	0	0
		Robbery		0	0	0	0
		Pocket-picking		0	0	0	0
		Purse-snatching		0	0	0	0
		Shoplifting		0	0	0	0
		Theft From Building		0	0	0	0
		Theft From Coin Operated Machine or Device		0	0	0	0
		Theft From Motor Vehicle		0	0	0	0
		Theft of Motor Vehicle Parts/Accessories		0	0	0	0
		All Other Larceny		36	18	17	0
		Motor Vehicle Theft		2	2	3	0
		Stolen Property Offenses		0	0	1	0
		Crimes Against Society					
		Drug/Narcotic Violations		20	13	12	0
		Drug Equipment Violations		1	0	0	0
		Betting/Wagering		0	0	0	0
		Operating/Promoting/Assisting Gambling		0	0	0	0
		Gambling Equipment Violations		0	0	0	0
		Sports Tampering		0	0	0	0
		Pornography/Obscene Material		0	0	0	0
		Prostitution		0	0	0	0
		Assisting or Promoting Prostitution		0	0	0	0
		Purchasing Prostitution		0	0	0	0
		Weapon Law Violations		2	0	0	0
		Animal Cruelty		0	0	0	0
		Total Group A Offenses		143	95	83	6
Group B Arrests							
Offense	Adult	Juvenile					
Bad Checks	0	0					
Curfew/Loitering/Vagrancy Violations	0	0					
Disorderly Conduct	18	3					
Driving Under the Influence	19	0					
Drunkenness	0	0					
Family Offenses (Nonviolent)	4	0					
Liquor Law Violations	1	0					
Peeping Tom	0	0					
Trespass of Real Property	0	0					
All Other Offenses	14	0					
Total Group B	56	3					

(\*) Offenses are counted using the FBI Units of Count for Crime

(\*\*) The 'Arrests' column shows arrests made for incidents during the selected period, regardless of arrest date. Arrest counts for the same period may change over time.

# Waldoboro PD - ME0080300 - NIBRS Agency Crime Overview - 2023

2023 Population Estimate		5,342		Offenses (*)		Arrests (**)	
Offense Overview		Group A Offenses		Reported	Cleared	Adult	Juvenile
		Crimes Against Persons					
Offense Total	94	Murder and Nonnegligent Manslaughter		0	0	0	0
Number Cleared	44	Negligent Manslaughter		0	0	0	0
Percent Cleared	46.81 %	Kidnapping/Abduction		0	0	0	0
Group A Crimes per 100,000 population	1,759.6	Rape		1	0	0	0
		Sodomy		0	0	0	0
		Sexual Assault With An Object		0	0	0	0
		Fondling		1	0	0	0
		Incest		0	0	0	0
		Statutory Rape		0	0	0	0
Total Arrests	112	Aggravated Assault		0	0	0	0
Adult Arrests	108	Simple Assault		10	8	7	0
Juvenile Arrests	4	Intimidation		4	3	2	0
Unknown Age	0	Human Trafficking, Commercial Sex Acts		0	0	0	0
Arrests per 100,000 population	2,096.6	Human Trafficking, Involuntary Servitude		0	0	0	0
		Crimes Against Property					
		Arson		0	0	0	0
		Bribery		0	0	0	0
		Burglary/Breaking & Entering		3	1	1	0
		Counterfeiting/Forgery		2	1	0	0
		Destruction/Damage/Vandalism of Property		24	12	4	3
		Embezzlement		0	0	0	0
		Extortion/Blackmail		0	0	0	0
		False Pretenses/Swindle/Confidence Game		1	0	0	0
		Credit Card/Automated Teller Machine Fraud		1	0	0	0
		Impersonation		0	0	0	0
		Welfare Fraud		0	0	0	0
		Wire Fraud		0	0	0	0
		Identity Theft		0	0	0	0
		Hacking/Computer Invasion		0	0	0	0
		Robbery		0	0	0	0
		Pocket-picking		0	0	0	0
		Purse-snatching		0	0	0	0
		Shoplifting		0	0	0	0
		Theft From Building		0	0	0	0
		Theft From Coin Operated Machine or Device		0	0	0	0
		Theft From Motor Vehicle		2	0	0	0
		Theft of Motor Vehicle Parts/Accessories		0	0	0	0
		All Other Larceny		24	8	7	0
		Motor Vehicle Theft		12	2	2	0
		Stolen Property Offenses		0	0	0	0
		Crimes Against Society					
		Drug/Narcotic Violations		8	8	5	0
		Drug Equipment Violations		0	0	0	0
		Betting/Wagering		0	0	0	0
		Operating/Promoting/Assisting Gambling		0	0	0	0
		Gambling Equipment Violations		0	0	0	0
		Sports Tampering		0	0	0	0
		Pornography/Obscene Material		0	0	0	0
		Prostitution		0	0	0	0
		Assisting or Promoting Prostitution		0	0	0	0
		Purchasing Prostitution		0	0	0	0
		Weapon Law Violations		1	1	1	0
		Animal Cruelty		0	0	0	0
		Total Group A Offenses		94	44	29	3

(\*) Offenses are counted using the FBI Units of Count for Crime

(\*\*) The 'Arrests' column shows arrests made for incidents during the selected period, regardless of arrest date. Arrest counts for the same period may change over time.

This report is valid as of August 22, 2024 and is subject to change



# Washburn PD - ME0021600 - NIBRS Agency Crime Overview - 2023

2023 Population Estimate		1,523	Offenses (*)		Arrests (**)	
Offense Overview			Reported	Cleared	Adult	Juvenile
Group A Offenses						
Crimes Against Persons						
Offense Total	15	Murder and Nonnegligent Manslaughter	0	0	0	0
Number Cleared	7	Negligent Manslaughter	0	0	0	0
Percent Cleared	46.67 %	Kidnapping/Abduction	0	0	0	0
Group A Crimes per 100,000 population	984.9	Rape	0	0	0	0
		Sodomy	0	0	0	0
		Sexual Assault With An Object	0	0	0	0
		Fondling	0	0	0	0
		Incest	0	0	0	0
		Statutory Rape	0	0	0	0
Total Arrests	26	Aggravated Assault	1	1	1	0
Adult Arrests	26	Simple Assault	7	2	2	0
Juvenile Arrests	0	Intimidation	5	3	3	0
Unknown Age	0	Human Trafficking, Commercial Sex Acts	0	0	0	0
Arrests per 100,000 population	1,707.2	Human Trafficking, Involuntary Servitude	0	0	0	0
		Crimes Against Property				
		Arson	0	0	0	0
		Bribery	0	0	0	0
		Burglary/Breaking & Entering	1	0	0	0
		Counterfeiting/Forgery	0	0	0	0
		Destruction/Damage/Vandalism of Property	0	0	0	0
		Embezzlement	0	0	0	0
		Extortion/Blackmail	0	0	0	0
		False Pretenses/Swindle/Confidence Game	0	0	0	0
		Credit Card/Automated Teller Machine Fraud	0	0	0	0
		Impersonation	0	0	0	0
		Welfare Fraud	0	0	0	0
		Wire Fraud	0	0	0	0
		Identity Theft	0	0	0	0
		Hacking/Computer Invasion	0	0	0	0
		Robbery	0	0	0	0
		Pocket-picking	0	0	0	0
		Purse-snatching	0	0	0	0
		Shoplifting	0	0	0	0
		Theft From Building	0	0	0	0
		Theft From Coin Operated Machine or Device	0	0	0	0
		Theft From Motor Vehicle	0	0	0	0
		Theft of Motor Vehicle Parts/Accessories	0	0	0	0
		All Other Larceny	0	0	0	0
		Motor Vehicle Theft	0	0	0	0
		Stolen Property Offenses	0	0	0	0
Group B Arrests						
Offense	Adult	Juvenile				
Bad Checks	0	0				
Curfew/Loitering/Vagrancy Violations	0	0				
Disorderly Conduct	2	0				
Driving Under the Influence	0	0				
Drunkenness	0	0				
Family Offenses (Nonviolent)	0	0				
Liquor Law Violations	0	0				
Peeping Tom	0	0				
Trespass of Real Property	0	0				
All Other Offenses	18	0				
Total Group B	20	0				
			Crimes Against Society			
			Drug/Narcotic Violations	0	0	0
			Drug Equipment Violations	0	0	0
			Betting/Wagering	0	0	0
			Operating/Promoting/Assisting Gambling	0	0	0
			Gambling Equipment Violations	0	0	0
			Sports Tampering	0	0	0
			Pornography/Obscene Material	0	0	0
			Prostitution	0	0	0
			Assisting or Promoting Prostitution	0	0	0
			Purchasing Prostitution	0	0	0
			Weapon Law Violations	0	0	0
			Animal Cruelty	1	1	0
			Total Group A Offenses	15	7	6

(\*) Offenses are counted using the FBI Units of Count for Crime

(\*\*) The 'Arrests' column shows arrests made for incidents during the selected period, regardless of arrest date. Arrest counts for the same period may change over time.

This report is valid as of August 22, 2024 and is subject to change

Washington SO - ME0150000 - NIBRS Agency Crime Overview - 2023

2023 Population Estimate		22,362		Offenses (*)		Arrests (**)	
Offense Overview		Group A Offenses		Reported	Cleared	Adult	Juvenile
		Crimes Against Persons					
Offense Total	447	Murder and Nonnegligent Manslaughter		0	0	0	0
Number Cleared	206	Negligent Manslaughter		0	0	0	0
Percent Cleared	46.09 %	Kidnapping/Abduction		0	0	0	0
Group A Crimes per 100,000 population	1,998.9	Rape		6	1	1	0
		Sodomy		0	0	0	0
		Sexual Assault With An Object		0	0	0	0
		Fondling		5	0	0	0
		Incest		0	0	0	0
		Statutory Rape		0	0	0	0
Total Arrests	409	Aggravated Assault		6	5	4	0
Adult Arrests	399	Simple Assault		93	69	39	1
Juvenile Arrests	10	Intimidation		106	29	14	0
Unknown Age	0	Human Trafficking, Commercial Sex Acts		1	0	0	0
Arrests per 100,000 population	1,829.0	Human Trafficking, Involuntary Servitude		0	0	0	0
		Crimes Against Property					
		Arson		0	0	0	0
		Bribery		0	0	0	0
		Burglary/Breaking & Entering		26	4	4	0
		Counterfeiting/Forgery		1	0	0	0
		Destruction/Damage/Vandalism of Property		58	30	15	0
		Embezzlement		0	0	0	0
		Extortion/Blackmail		0	0	0	0
		False Pretenses/Swindle/Confidence Game		8	2	0	0
		Credit Card/Automated Teller Machine Fraud		0	0	0	0
		Impersonation		6	2	0	0
		Welfare Fraud		0	0	0	0
		Wire Fraud		0	0	0	0
		Identity Theft		0	0	0	0
		Hacking/Computer Invasion		0	0	0	0
		Robbery		0	0	0	0
		Pocket-picking		0	0	0	0
		Purse-snatching		0	0	0	0
		Shoplifting		2	2	0	0
		Theft From Building		3	3	0	0
		Theft From Coin Operated Machine or Device		0	0	0	0
		Theft From Motor Vehicle		2	1	0	0
		Theft of Motor Vehicle Parts/Accessories		0	0	0	0
		All Other Larceny		78	20	17	3
		Motor Vehicle Theft		7	4	2	1
		Stolen Property Offenses		1	1	1	0
		Crimes Against Society					
		Drug/Narcotic Violations		28	26	26	0
		Drug Equipment Violations		0	0	0	0
		Betting/Wagering		0	0	0	0
		Operating/Promoting/Assisting Gambling		0	0	0	0
		Gambling Equipment Violations		0	0	0	0
		Sports Tampering		0	0	0	0
		Pornography/Obscene Material		3	1	0	1
		Prostitution		0	0	0	0
		Assisting or Promoting Prostitution		0	0	0	0
		Purchasing Prostitution		0	0	0	0
		Weapon Law Violations		5	4	1	0
		Animal Cruelty		2	2	0	0
		Total Group A Offenses		447	206	124	6
Group B Arrests							
Offense	Adult	Juvenile					
Bad Checks	1	0					
Curfew/Loitering/Vagrancy Violations	0	0					
Disorderly Conduct	10	0					
Driving Under the Influence	65	0					
Drunkenness	0	0					
Family Offenses (Nonviolent)	0	0					
Liquor Law Violations	3	2					
Peeping Tom	0	0					
Trespass of Real Property	11	0					
All Other Offenses	185	2					
Total Group B	275	4					

(\*) Offenses are counted using the FBI Units of Count for Crime  
(\*\*) The 'Arrests' column shows arrests made for incidents during the selected period, regardless of arrest date. Arrest counts for the same period may change over time.

# Waterville PD - ME0060400 - NIBRS Agency Crime Overview - 2023

2023 Population Estimate			15,826	Offenses (*)		Arrests (**)			
				Reported	Cleared	Adult	Juvenile		
Offense Overview			Group A Offenses						
			Crimes Against Persons						
Offense Total	1,151		Murder and Nonnegligent Manslaughter		1	0	0	0	
Number Cleared	630		Negligent Manslaughter		0	0	0	0	
Percent Cleared	54.74 %		Kidnapping/Abduction		2	2	0	0	
Group A Crimes per 100,000 population	7,272.8		Rape		16	0	0	0	
			Sodomy		2	0	0	0	
			Sexual Assault With An Object		0	0	0	0	
			Fondling		4	2	2	0	
			Incest		0	0	0	0	
			Statutory Rape		0	0	0	0	
			Aggravated Assault		8	5	3	1	
Total Arrests	1,209		Simple Assault		162	121	96	9	
Adult Arrests	1,131		Intimidation		62	45	14	4	
Juvenile Arrests	78		Human Trafficking, Commercial Sex Acts		0	0	0	0	
Unknown Age	0		Human Trafficking, Involuntary Servitude		0	0	0	0	
Arrests per 100,000 population	7,639.3		Crimes Against Property						
Average number offenses/incident	1.11		Arson		2	0	0	0	
			Bribery		0	0	0	0	
			Burglary/Breaking & Entering		24	4	2	2	
			Counterfeiting/Forgery		14	1	1	0	
			Destruction/Damage/Vandalism of Property		159	66	39	9	
			Embezzlement		0	0	0	0	
			Extortion/Blackmail		1	0	0	0	
Group B Arrests									
Offense	Adult	Juvenile	False Pretenses/Swindle/Confidence Game		34	12	13	1	
Bad Checks	1	0	Credit Card/Automated Teller Machine Fraud		13	2	1	0	
Curfew/Loitering/Vagrancy Violations	0	0	Impersonation		0	0	0	0	
Disorderly Conduct	16	0	Welfare Fraud		0	0	0	0	
Driving Under the Influence	78	0	Wire Fraud		0	0	0	0	
Drunkenness	0	0	Identity Theft		0	0	0	0	
Family Offenses (Nonviolent)	1	0	Hacking/Computer Invasion		0	0	0	0	
Liquor Law Violations	37	15	Robbery		6	4	1	2	
Peeping Tom	0	0	Pocket-picking		0	0	0	0	
Trespass of Real Property	62	4	Purse-snatching		0	0	0	0	
All Other Offenses	449	16	Shoplifting		219	154	150	6	
Total Group B	644	35	Theft From Building		0	0	0	0	
			Theft From Coin Operated Machine or Device		0	0	0	0	
			Theft From Motor Vehicle		26	2	0	0	
			Theft of Motor Vehicle Parts/Accessories		0	0	0	0	
			All Other Larceny		276	108	102	9	
			Motor Vehicle Theft		22	5	5	0	
			Stolen Property Offenses		0	0	0	0	
			Crimes Against Society						
			Drug/Narcotic Violations		91	91	55	0	
			Drug Equipment Violations		0	0	0	0	
			Betting/Wagering		0	0	0	0	
			Operating/Promoting/Assisting Gambling		1	1	0	0	
			Gambling Equipment Violations		0	0	0	0	
			Sports Tampering		0	0	0	0	
			Pornography/Obscene Material		0	0	0	0	
			Prostitution		0	0	0	0	
			Assisting or Promoting Prostitution		0	0	0	0	
			Purchasing Prostitution		0	0	0	0	
			Weapon Law Violations		6	5	3	0	
			Animal Cruelty		0	0	0	0	
			Total Group A Offenses			1,151	630	487	43

(\*) Offenses are counted using the FBI Units of Count for Crime

(\*\*) The 'Arrests' column shows arrests made for incidents during the selected period, regardless of arrest date. Arrest counts for the same period may change over time.

This report is valid as of August 22, 2024 and is subject to change

# Wells PD - ME0161400 - NIBRS Agency Crime Overview - 2023

2023 Population Estimate		11,926	Offenses (*)		Arrests (**)	
Offense Overview			Reported	Cleared	Adult	Juvenile
Group A Offenses						
Crimes Against Persons						
Offense Total	281	Murder and Nonnegligent Manslaughter	0	0	0	0
Number Cleared	94	Negligent Manslaughter	0	0	0	0
Percent Cleared	33.45 %	Kidnapping/Abduction	0	0	0	0
Group A Crimes per 100,000 population	2,356.2	Rape	4	0	0	0
		Sodomy	0	0	0	0
		Sexual Assault With An Object	0	0	0	0
		Fondling	1	1	0	0
		Incest	1	0	0	0
		Statutory Rape	1	0	0	0
Total Arrests	293	Aggravated Assault	2	2	2	0
Adult Arrests	270	Simple Assault	40	29	22	2
Juvenile Arrests	23	Intimidation	23	10	5	1
Unknown Age	0	Human Trafficking, Commercial Sex Acts	1	0	0	0
Arrests per 100,000 population	2,456.8	Human Trafficking, Involuntary Servitude	0	0	0	0
		Crimes Against Property				
		Arson	0	0	0	0
		Bribery	0	0	0	0
		Burglary/Breaking & Entering	7	3	2	0
		Counterfeiting/Forgery	4	0	0	0
		Destruction/Damage/Vandalism of Property	28	9	3	0
		Embezzlement	2	0	0	0
		Extortion/Blackmail	6	0	0	0
		False Pretenses/Swindle/Confidence Game	35	1	0	0
		Credit Card/Automated Teller Machine Fraud	0	0	0	0
		Impersonation	0	0	0	0
		Welfare Fraud	0	0	0	0
		Wire Fraud	0	0	0	0
		Identity Theft	6	1	0	0
		Hacking/Computer Invasion	1	0	0	0
		Robbery	0	0	0	0
		Pocket-picking	0	0	0	0
		Purse-snatching	0	0	0	0
		Shoplifting	23	15	12	9
		Theft From Building	4	1	0	1
		Theft From Coin Operated Machine or Device	0	0	0	0
		Theft From Motor Vehicle	5	0	0	0
		Theft of Motor Vehicle Parts/Accessories	8	1	1	0
		All Other Larceny	60	11	3	1
		Motor Vehicle Theft	3	1	0	0
		Stolen Property Offenses	0	0	0	0
Group B Arrests						
Offense	Adult	Juvenile				
Bad Checks	1	0				
Curfew/Loitering/Vagrancy Violations	0	0				
Disorderly Conduct	2	0				
Driving Under the Influence	100	0				
Drunkenness	0	0				
Family Offenses (Nonviolent)	1	0				
Liquor Law Violations	4	2				
Peeping Tom	0	0				
Trespass of Real Property	5	2				
All Other Offenses	104	5				
Total Group B	217	9				
Crimes Against Society						
		Drug/Narcotic Violations	14	9	3	0
		Drug Equipment Violations	1	0	0	0
		Betting/Wagering	0	0	0	0
		Operating/Promoting/Assisting Gambling	0	0	0	0
		Gambling Equipment Violations	0	0	0	0
		Sports Tampering	0	0	0	0
		Pornography/Obscene Material	1	0	0	0
		Prostitution	0	0	0	0
		Assisting or Promoting Prostitution	0	0	0	0
		Purchasing Prostitution	0	0	0	0
		Weapon Law Violations	0	0	0	0
		Animal Cruelty	0	0	0	0
Total Group A Offenses			281	94	53	14

(\*) Offenses are counted using the FBI Units of Count for Crime

(\*\*) The 'Arrests' column shows arrests made for incidents during the selected period, regardless of arrest date. Arrest counts for the same period may change over time.

This report is valid as of August 22, 2024 and is subject to change

# Westbrook PD - ME0030800 - NIBRS Agency Crime Overview - 2023

2023 Population Estimate		20,753		Offenses (*)		Arrests (**)	
Offense Overview		Group A Offenses		Reported	Cleared	Adult	Juvenile
		Crimes Against Persons					
Offense Total	731	Murder and Nonnegligent Manslaughter		3	1	1	0
Number Cleared	394	Negligent Manslaughter		0	0	0	0
Percent Cleared	53.90 %	Kidnapping/Abduction		0	0	0	0
Group A Crimes per 100,000 population	3,522.4	Rape		10	1	0	0
		Sodomy		0	0	0	0
		Sexual Assault With An Object		0	0	0	0
		Fondling		10	2	1	0
		Incest		1	0	1	0
		Statutory Rape		1	0	2	0
Total Arrests	690	Aggravated Assault		19	12	12	0
Adult Arrests	638	Simple Assault		93	63	39	12
Juvenile Arrests	52	Intimidation		68	41	18	4
Unknown Age	0	Human Trafficking, Commercial Sex Acts		0	0	0	0
Arrests per 100,000 population	3,324.8	Human Trafficking, Involuntary Servitude		0	0	0	0
		Crimes Against Property					
		Arson		1	0	0	0
		Bribery		0	0	0	0
		Burglary/Breaking & Entering		15	4	1	1
		Counterfeiting/Forgery		15	4	0	0
		Destruction/Damage/Vandalism of Property		67	26	7	4
		Embezzlement		1	0	1	0
		Extortion/Blackmail		1	0	0	0
		False Pretenses/Swindle/Confidence Game		41	10	6	1
		Credit Card/Automated Teller Machine Fraud		15	8	0	0
		Impersonation		4	0	0	0
		Welfare Fraud		0	0	0	0
		Wire Fraud		4	0	0	0
		Identity Theft		5	0	0	0
		Hacking/Computer Invasion		0	0	0	0
		Robbery		8	3	1	1
		Pocket-picking		1	1	1	0
		Purse-snatching		0	0	0	0
		Shoplifting		101	72	64	2
		Theft From Building		30	5	2	2
		Theft From Coin Operated Machine or Device		0	0	0	0
		Theft From Motor Vehicle		26	6	0	1
		Theft of Motor Vehicle Parts/Accessories		4	0	0	0
		All Other Larceny		42	12	11	1
		Motor Vehicle Theft		23	8	6	5
		Stolen Property Offenses		0	0	0	0
		Crimes Against Society					
		Drug/Narcotic Violations		99	95	65	0
		Drug Equipment Violations		7	7	1	0
		Betting/Wagering		0	0	0	0
		Operating/Promoting/Assisting Gambling		0	0	0	0
		Gambling Equipment Violations		0	0	0	0
		Sports Tampering		0	0	0	0
		Pornography/Obscene Material		1	0	0	0
		Prostitution		1	0	0	0
		Assisting or Promoting Prostitution		1	1	1	0
		Purchasing Prostitution		2	2	2	0
		Weapon Law Violations		11	10	3	1
		Animal Cruelty		0	0	0	0
		Total Group A Offenses		731	394	246	35
Group B Arrests							
Offense	Adult	Juvenile					
Bad Checks	1	0					
Curfew/Loitering/Vagrancy Violations	0	0					
Disorderly Conduct	12	1					
Driving Under the Influence	99	0					
Drunkenness	0	0					
Family Offenses (Nonviolent)	3	0					
Liquor Law Violations	12	4					
Peeping Tom	0	0					
Trespass of Real Property	16	0					
All Other Offenses	249	12					
Total Group B	392	17					

(\*) Offenses are counted using the FBI Units of Count for Crime

(\*\*) The 'Arrests' column shows arrests made for incidents during the selected period, regardless of arrest date. Arrest counts for the same period may change over time.

This report is valid as of August 22, 2024 and is subject to change

Wilton PD - ME0040300 - NIBRS Agency Crime Overview - 2023

2023 Population Estimate		3,891		Offenses (*)		Arrests (**)	
Offense Overview		Group A Offenses		Reported	Cleared	Adult	Juvenile
		Crimes Against Persons					
Offense Total	84	Murder and Nonnegligent Manslaughter		0	0	0	0
Number Cleared	51	Negligent Manslaughter		0	0	0	0
Percent Cleared	60.71 %	Kidnapping/Abduction		0	0	0	0
Group A Crimes per 100,000 population	2,158.8	Rape		2	0	0	0
		Sodomy		0	0	0	0
		Sexual Assault With An Object		0	0	0	0
		Fondling		2	1	1	0
		Incest		0	0	0	0
		Statutory Rape		0	0	0	0
Total Arrests	146	Aggravated Assault		5	4	4	0
Adult Arrests	133	Simple Assault		12	7	6	1
Juvenile Arrests	13	Intimidation		3	2	2	0
Unknown Age	0	Human Trafficking, Commercial Sex Acts		0	0	0	0
Arrests per 100,000 population	3,752.2	Human Trafficking, Involuntary Servitude		0	0	0	0
		Crimes Against Property					
		Arson		0	0	0	0
		Bribery		0	0	0	0
		Burglary/Breaking & Entering		2	1	0	4
		Counterfeiting/Forgery		3	2	5	0
		Destruction/Damage/Vandalism of Property		5	4	1	3
		Embezzlement		0	0	0	0
		Extortion/Blackmail		0	0	0	0
		False Pretenses/Swindle/Confidence Game		6	3	1	0
		Credit Card/Automated Teller Machine Fraud		0	0	0	0
		Impersonation		0	0	0	0
		Welfare Fraud		0	0	0	0
		Wire Fraud		0	0	0	0
		Identity Theft		0	0	0	0
		Hacking/Computer Invasion		0	0	0	0
		Robbery		0	0	0	0
		Pocket-picking		0	0	0	0
		Purse-snatching		0	0	0	0
		Shoplifting		0	0	0	0
		Theft From Building		0	0	0	0
		Theft From Coin Operated Machine or Device		0	0	0	0
		Theft From Motor Vehicle		2	1	1	0
		Theft of Motor Vehicle Parts/Accessories		0	0	0	0
		All Other Larceny		15	8	5	3
		Motor Vehicle Theft		4	1	0	1
		Stolen Property Offenses		0	0	0	0
		Crimes Against Society					
		Drug/Narcotic Violations		22	17	15	0
		Drug Equipment Violations		0	0	0	0
		Betting/Wagering		0	0	0	0
		Operating/Promoting/Assisting Gambling		0	0	0	0
		Gambling Equipment Violations		0	0	0	0
		Sports Tampering		0	0	0	0
		Pornography/Obscene Material		0	0	0	0
		Prostitution		0	0	0	0
		Assisting or Promoting Prostitution		0	0	0	0
		Purchasing Prostitution		0	0	0	0
		Weapon Law Violations		1	0	0	0
		Animal Cruelty		0	0	0	0
		Total Group A Offenses		84	51	41	12
Group B Arrests							
Offense	Adult	Juvenile					
Bad Checks	1	0					
Curfew/Loitering/Vagrancy Violations	0	0					
Disorderly Conduct	1	0					
Driving Under the Influence	11	0					
Drunkenness	0	0					
Family Offenses (Nonviolent)	0	0					
Liquor Law Violations	0	0					
Peeping Tom	0	0					
Trespass of Real Property	1	0					
All Other Offenses	78	1					
Total Group B	92	1					

(\*) Offenses are counted using the FBI Units of Count for Crime

(\*\*) The 'Arrests' column shows arrests made for incidents during the selected period, regardless of arrest date. Arrest counts for the same period may change over time.

This report is valid as of August 22, 2024 and is subject to change

# Windham PD - ME0031500 - NIBRS Agency Crime Overview - 2023

2023 Population Estimate		19,454		Offenses (*)		Arrests (**)	
Offense Overview		Group A Offenses		Reported	Cleared	Adult	Juvenile
		Crimes Against Persons					
Offense Total	344	Murder and Nonnegligent Manslaughter		0	0	0	0
Number Cleared	166	Negligent Manslaughter		0	0	0	0
Percent Cleared	48.26 %	Kidnapping/Abduction		0	0	0	0
Group A Crimes per 100,000 population	1,768.3	Rape		3	1	1	0
		Sodomy		0	0	0	0
		Sexual Assault With An Object		0	0	0	0
		Fondling		1	1	1	0
		Incest		0	0	0	0
		Statutory Rape		3	1	1	0
		Aggravated Assault		8	6	4	2
		Simple Assault		51	38	33	2
		Intimidation		13	7	3	1
		Human Trafficking, Commercial Sex Acts		0	0	0	0
		Human Trafficking, Involuntary Servitude		0	0	0	0
		Crimes Against Property					
		Arson		1	0	0	0
		Bribery		0	0	0	0
		Burglary/Breaking & Entering		21	2	0	0
		Counterfeiting/Forgery		7	3	1	0
		Destruction/Damage/Vandalism of Property		32	6	3	2
		Embezzlement		0	0	0	0
		Extortion/Blackmail		0	0	0	0
		False Pretenses/Swindle/Confidence Game		2	0	1	0
		Credit Card/Automated Teller Machine Fraud		0	0	0	0
		Impersonation		0	0	0	0
		Welfare Fraud		0	0	0	0
		Wire Fraud		4	0	0	0
		Identity Theft		0	0	0	0
		Hacking/Computer Invasion		0	0	0	0
		Robbery		0	0	0	0
		Pocket-picking		0	0	0	0
		Purse-snatching		0	0	0	0
		Shoplifting		19	15	3	0
		Theft From Building		1	1	0	0
		Theft From Coin Operated Machine or Device		0	0	0	0
		Theft From Motor Vehicle		12	1	1	0
		Theft of Motor Vehicle Parts/Accessories		3	0	0	0
		All Other Larceny		95	28	36	6
		Motor Vehicle Theft		12	4	1	0
		Stolen Property Offenses		1	1	0	0
		Crimes Against Society					
		Drug/Narcotic Violations		51	50	50	1
		Drug Equipment Violations		0	0	0	0
		Betting/Wagering		0	0	0	0
		Operating/Promoting/Assisting Gambling		0	0	0	0
		Gambling Equipment Violations		0	0	0	0
		Sports Tampering		0	0	0	0
		Pornography/Obscene Material		1	0	0	0
		Prostitution		0	0	0	0
		Assisting or Promoting Prostitution		0	0	0	0
		Purchasing Prostitution		0	0	0	0
		Weapon Law Violations		3	1	3	0
		Animal Cruelty		0	0	0	0
		Total Group A Offenses		344	166	142	14
		Group B Arrests					
		Adult	Juvenile				
Bad Checks	0	0					
Curfew/Loitering/Vagrancy Violations	0	0					
Disorderly Conduct	3	2					
Driving Under the Influence	83	1					
Drunkenness	0	0					
Family Offenses (Nonviolent)	0	0					
Liquor Law Violations	5	2					
Peeping Tom	0	0					
Trespass of Real Property	3	0					
All Other Offenses	69	1					
Total Group B	163	6					

(\*) Offenses are counted using the FBI Units of Count for Crime

(\*\*) The 'Arrests' column shows arrests made for incidents during the selected period, regardless of arrest date. Arrest counts for the same period may change over time.

This report is valid as of August 22, 2024 and is subject to change

# Winslow PD - ME0060700 - NIBRS Agency Crime Overview - 2023

2023 Population Estimate		8,060		Offenses (*)		Arrests (**)	
Offense Overview		Group A Offenses		Reported	Cleared	Adult	Juvenile
		Crimes Against Persons					
Offense Total	221	Murder and Nonnegligent Manslaughter		0	0	0	0
Number Cleared	66	Negligent Manslaughter		0	0	0	0
Percent Cleared	29.86 %	Kidnapping/Abduction		0	0	0	0
Group A Crimes per 100,000 population	2,741.9	Rape		3	0	0	0
		Sodomy		0	0	0	0
		Sexual Assault With An Object		0	0	0	0
		Fondling		5	0	0	0
		Incest		1	0	0	0
		Statutory Rape		0	0	0	0
Total Arrests	138	Aggravated Assault		7	6	5	0
Adult Arrests	131	Simple Assault		41	19	11	2
Juvenile Arrests	7	Intimidation		21	8	1	3
Unknown Age	0	Human Trafficking, Commercial Sex Acts		0	0	0	0
Arrests per 100,000 population	1,712.2	Human Trafficking, Involuntary Servitude		0	0	0	0
		Crimes Against Property					
		Arson		1	0	0	0
		Bribery		0	0	0	0
		Burglary/Breaking & Entering		2	1	0	0
		Counterfeiting/Forgery		5	0	0	0
		Destruction/Damage/Vandalism of Property		46	9	4	0
		Embezzlement		0	0	0	0
		Extortion/Blackmail		1	1	1	0
		False Pretenses/Swindle/Confidence Game		9	0	0	0
		Credit Card/Automated Teller Machine Fraud		3	0	0	0
		Impersonation		0	0	0	0
		Welfare Fraud		0	0	0	0
		Wire Fraud		0	0	0	0
		Identity Theft		0	0	0	0
		Hacking/Computer Invasion		0	0	0	0
		Robbery		0	0	0	0
		Pocket-picking		0	0	0	0
		Purse-snatching		0	0	0	0
		Shoplifting		10	5	5	0
		Theft From Building		0	0	0	0
		Theft From Coin Operated Machine or Device		0	0	0	0
		Theft From Motor Vehicle		4	1	0	0
		Theft of Motor Vehicle Parts/Accessories		0	0	0	0
		All Other Larceny		44	10	8	0
		Motor Vehicle Theft		5	2	2	0
		Stolen Property Offenses		0	0	0	0
Group B Arrests		Crimes Against Society					
Offense	Adult	Juvenile					
Bad Checks	0	0	Drug/Narcotic Violations		8	3	1
Curfew/Loitering/Vagrancy Violations	0	0	Drug Equipment Violations		2	1	0
Disorderly Conduct	1	0	Betting/Wagering		1	0	0
Driving Under the Influence	15	1	Operating/Promoting/Assisting Gambling		0	0	0
Drunkenness	0	0	Gambling Equipment Violations		1	0	0
Family Offenses (Nonviolent)	0	0	Sports Tampering		0	0	0
Liquor Law Violations	0	0	Pornography/Obscene Material		0	0	0
Peeping Tom	0	0	Prostitution		0	0	0
Trespass of Real Property	1	0	Assisting or Promoting Prostitution		0	0	0
All Other Offenses	76	1	Purchasing Prostitution		0	0	0
			Weapon Law Violations		1	0	0
			Animal Cruelty		0	0	0
			Total Group A Offenses		221	66	38
							5

(\*) Offenses are counted using the FBI Units of Count for Crime

(\*\*) The 'Arrests' column shows arrests made for incidents during the selected period, regardless of arrest date. Arrest counts for the same period may change over time.

This report is valid as of August 22, 2024 and is subject to change



# Winter Harbor PD - ME0051500 - NIBRS Agency Crime Overview - 2023

2023 Population Estimate		481	Offenses (*)		Arrests (**)	
Offense Overview			Reported	Cleared	Adult	Juvenile
Group A Offenses						
Crimes Against Persons						
Offense Total	6	Murder and Nonnegligent Manslaughter	0	0	0	0
Number Cleared	3	Negligent Manslaughter	0	0	0	0
Percent Cleared	50.00 %	Kidnapping/Abduction	0	0	0	0
Group A Crimes per 100,000 population	1,247.4	Rape	1	1	0	0
		Sodomy	0	0	0	0
		Sexual Assault With An Object	0	0	0	0
		Fondling	0	0	0	0
		Incest	0	0	0	0
		Statutory Rape	0	0	0	0
Total Arrests	2	Aggravated Assault	0	0	0	0
Adult Arrests	2	Simple Assault	1	1	1	0
Juvenile Arrests	0	Intimidation	1	0	0	0
Unknown Age	0	Human Trafficking, Commercial Sex Acts	0	0	0	0
Arrests per 100,000 population	415.8	Human Trafficking, Involuntary Servitude	0	0	0	0
		Crimes Against Property				
		Arson	0	0	0	0
		Bribery	0	0	0	0
Average number offenses/incident	1.00	Burglary/Breaking & Entering	1	1	0	0
		Counterfeiting/Forgery	0	0	0	0
		Destruction/Damage/Vandalism of Property	1	0	0	0
		Embezzlement	0	0	0	0
		Extortion/Blackmail	0	0	0	0
		False Pretenses/Swindle/Confidence Game	1	0	0	0
		Credit Card/Automated Teller Machine Fraud	0	0	0	0
		Impersonation	0	0	0	0
		Welfare Fraud	0	0	0	0
		Wire Fraud	0	0	0	0
		Identity Theft	0	0	0	0
		Hacking/Computer Invasion	0	0	0	0
		Robbery	0	0	0	0
		Pocket-picking	0	0	0	0
		Purse-snatching	0	0	0	0
		Shoplifting	0	0	0	0
		Theft From Building	0	0	0	0
		Theft From Coin Operated Machine or Device	0	0	0	0
		Theft From Motor Vehicle	0	0	0	0
		Theft of Motor Vehicle Parts/Accessories	0	0	0	0
		All Other Larceny	0	0	0	0
		Motor Vehicle Theft	0	0	0	0
		Stolen Property Offenses	0	0	0	0
		Crimes Against Society				
		Drug/Narcotic Violations	0	0	0	0
		Drug Equipment Violations	0	0	0	0
		Betting/Wagering	0	0	0	0
		Operating/Promoting/Assisting Gambling	0	0	0	0
		Gambling Equipment Violations	0	0	0	0
		Sports Tampering	0	0	0	0
		Pornography/Obscene Material	0	0	0	0
		Prostitution	0	0	0	0
		Assisting or Promoting Prostitution	0	0	0	0
		Purchasing Prostitution	0	0	0	0
		Weapon Law Violations	0	0	0	0
		Animal Cruelty	0	0	0	0
		<b>Total Group A Offenses</b>	<b>6</b>	<b>3</b>	<b>1</b>	<b>0</b>
Group B Arrests						
Offense	Adult	Juvenile				
Bad Checks	0	0				
Curfew/Loitering/Vagrancy Violations	0	0				
Disorderly Conduct	0	0				
Driving Under the Influence	0	0				
Drunkenness	0	0				
Family Offenses (Nonviolent)	0	0				
Liquor Law Violations	0	0				
Peeping Tom	0	0				
Trespass of Real Property	1	0				
All Other Offenses	0	0				
<b>Total Group B</b>	<b>1</b>	<b>0</b>				

(\*) Offenses are counted using the FBI Units of Count for Crime

(\*\*) The 'Arrests' column shows arrests made for incidents during the selected period, regardless of arrest date. Arrest counts for the same period may change over time.

This report is valid as of August 22, 2024 and is subject to change

Winthrop PD - ME0060800 - NIBRS Agency Crime Overview - 2023

2023 Population Estimate		6,208		Offenses (*)		Arrests (**)	
Offense Overview		Group A Offenses		Reported	Cleared	Adult	Juvenile
		Crimes Against Persons					
Offense Total	153	Murder and Nonnegligent Manslaughter		0	0	0	0
Number Cleared	53	Negligent Manslaughter		0	0	0	0
Percent Cleared	34.64 %	Kidnapping/Abduction		0	0	0	0
Group A Crimes per 100,000 population	2,464.6	Rape		0	0	0	0
		Sodomy		0	0	0	0
		Sexual Assault With An Object		0	0	0	0
		Fondling		1	0	0	0
		Incest		0	0	0	0
		Statutory Rape		0	0	0	0
Total Arrests	59	Aggravated Assault		2	2	3	0
Adult Arrests	52	Simple Assault		13	10	3	2
Juvenile Arrests	7	Intimidation		11	7	4	0
Unknown Age	0	Human Trafficking, Commercial Sex Acts		0	0	0	0
Arrests per 100,000 population	950.4	Human Trafficking, Involuntary Servitude		0	0	0	0
		Crimes Against Property					
		Arson		0	0	0	0
		Bribery		0	0	0	0
Average number offenses/incident	1.18	Burglary/Breaking & Entering		21	5	0	2
		Counterfeiting/Forgery		2	0	0	0
		Destruction/Damage/Vandalism of Property		26	5	0	0
		Embezzlement		0	0	0	0
		Extortion/Blackmail		0	0	0	0
		False Pretenses/Swindle/Confidence Game		17	0	0	0
		Credit Card/Automated Teller Machine Fraud		0	0	0	0
		Impersonation		2	0	0	0
		Welfare Fraud		0	0	0	0
		Wire Fraud		0	0	0	0
		Identity Theft		0	0	0	0
		Hacking/Computer Invasion		0	0	0	0
		Robbery		0	0	0	0
		Pocket-picking		0	0	0	0
		Purse-snatching		0	0	0	0
		Shoplifting		11	6	2	0
		Theft From Building		3	0	0	0
		Theft From Coin Operated Machine or Device		0	0	0	0
		Theft From Motor Vehicle		1	0	0	0
		Theft of Motor Vehicle Parts/Accessories		1	0	0	0
		All Other Larceny		27	5	2	1
		Motor Vehicle Theft		6	4	2	0
		Stolen Property Offenses		0	0	0	0
		Crimes Against Society					
		Drug/Narcotic Violations		5	5	3	0
		Drug Equipment Violations		1	1	0	0
		Betting/Wagering		0	0	0	0
		Operating/Promoting/Assisting Gambling		0	0	0	0
		Gambling Equipment Violations		0	0	0	0
		Sports Tampering		0	0	0	0
		Pornography/Obscene Material		0	0	0	0
		Prostitution		0	0	0	0
		Assisting or Promoting Prostitution		0	0	0	0
		Purchasing Prostitution		0	0	0	0
		Weapon Law Violations		3	3	3	0
		Animal Cruelty		0	0	0	0
		Total Group A Offenses		153	53	22	5
Group B Arrests							
Offense	Adult	Juvenile					
Bad Checks	0	0					
Curfew/Loitering/Vagrancy Violations	0	0					
Disorderly Conduct	0	0					
Driving Under the Influence	7	0					
Drunkenness	0	0					
Family Offenses (Nonviolent)	2	0					
Liquor Law Violations	0	1					
Peeping Tom	0	0					
Trespass of Real Property	2	1					
All Other Offenses	19	0					
Total Group B	30	2					

(\*) Offenses are counted using the FBI Units of Count for Crime

(\*\*) The 'Arrests' column shows arrests made for incidents during the selected period, regardless of arrest date. Arrest counts for the same period may change over time.

# Wiscasset PD - ME0080400 - NIBRS Agency Crime Overview - 2023

2023 Population Estimate		3,900		Offenses (*)		Arrests (**)	
Offense Overview		Group A Offenses		Reported	Cleared	Adult	Juvenile
		Crimes Against Persons					
Offense Total	172	Murder and Nonnegligent Manslaughter		0	0	0	0
Number Cleared	107	Negligent Manslaughter		0	0	0	0
Percent Cleared	62.21 %	Kidnapping/Abduction		0	0	0	0
Group A Crimes per 100,000 population	4,410.3	Rape		5	0	0	0
		Sodomy		0	0	0	0
		Sexual Assault With An Object		0	0	0	0
		Fondling		0	0	0	0
		Incest		0	0	0	0
		Statutory Rape		0	0	0	0
Total Arrests	256	Aggravated Assault		4	4	4	0
Adult Arrests	249	Simple Assault		34	27	20	1
Juvenile Arrests	7	Intimidation		43	30	12	2
Unknown Age	0	Human Trafficking, Commercial Sex Acts		0	0	0	0
Arrests per 100,000 population	6,564.1	Human Trafficking, Involuntary Servitude		0	0	0	0
		Crimes Against Property					
		Arson		0	0	0	0
		Bribery		0	0	0	0
		Burglary/Breaking & Entering		5	3	2	1
		Counterfeiting/Forgery		3	2	1	0
		Destruction/Damage/Vandalism of Property		24	15	8	1
		Embezzlement		0	0	0	0
		Extortion/Blackmail		0	0	0	0
		False Pretenses/Swindle/Confidence Game		3	0	0	0
		Credit Card/Automated Teller Machine Fraud		1	0	0	0
		Impersonation		0	0	0	0
		Welfare Fraud		0	0	0	0
		Wire Fraud		0	0	0	0
		Identity Theft		0	0	0	0
		Hacking/Computer Invasion		0	0	0	0
		Robbery		0	0	0	0
		Pocket-picking		0	0	0	0
		Purse-snatching		0	0	0	0
		Shoplifting		0	0	0	0
		Theft From Building		0	0	0	0
		Theft From Coin Operated Machine or Device		0	0	0	0
		Theft From Motor Vehicle		0	0	0	0
		Theft of Motor Vehicle Parts/Accessories		0	0	0	0
		All Other Larceny		31	11	8	0
		Motor Vehicle Theft		0	0	0	0
		Stolen Property Offenses		0	0	0	0
		Crimes Against Society					
		Drug/Narcotic Violations		16	12	13	0
		Drug Equipment Violations		0	0	0	0
		Betting/Wagering		0	0	0	0
		Operating/Promoting/Assisting Gambling		0	0	0	0
		Gambling Equipment Violations		0	0	0	0
		Sports Tampering		0	0	0	0
		Pornography/Obscene Material		0	0	0	0
		Prostitution		0	0	0	0
		Assisting or Promoting Prostitution		0	0	0	0
		Purchasing Prostitution		0	0	0	0
		Weapon Law Violations		3	3	2	0
		Animal Cruelty		0	0	0	0
		Total Group A Offenses		172	107	70	5

(\*) Offenses are counted using the FBI Units of Count for Crime

(\*\*) The 'Arrests' column shows arrests made for incidents during the selected period, regardless of arrest date. Arrest counts for the same period may change over time.

This report is valid as of August 22, 2024 and is subject to change

# Yarmouth PD - ME0031400 - NIBRS Agency Crime Overview - 2023

2023 Population Estimate		9,138		Offenses (*)		Arrests (**)	
Offense Overview		Group A Offenses		Reported	Cleared	Adult	Juvenile
		Crimes Against Persons					
Offense Total	104	Murder and Nonnegligent Manslaughter		0	0	0	0
Number Cleared	17	Negligent Manslaughter		0	0	0	0
Percent Cleared	16.35 %	Kidnapping/Abduction		1	0	0	0
Group A Crimes per 100,000 population	1,138.1	Rape		2	0	0	0
		Sodomy		0	0	0	0
		Sexual Assault With An Object		0	0	0	0
		Fondling		2	1	1	0
		Incest		0	0	0	0
		Statutory Rape		1	0	0	0
Total Arrests	55	Aggravated Assault		4	2	1	2
Adult Arrests	41	Simple Assault		13	8	6	1
Juvenile Arrests	14	Intimidation		5	0	0	0
Unknown Age	0	Human Trafficking, Commercial Sex Acts		0	0	0	0
Arrests per 100,000 population	601.9	Human Trafficking, Involuntary Servitude		0	0	0	0
		Crimes Against Property					
		Arson		1	0	0	0
		Bribery		0	0	0	0
		Burglary/Breaking & Entering		3	0	0	0
		Counterfeiting/Forgery		7	1	1	0
		Destruction/Damage/Vandalism of Property		14	1	1	0
		Embezzlement		0	0	0	0
		Extortion/Blackmail		0	0	0	0
		False Pretenses/Swindle/Confidence Game		14	0	0	0
		Credit Card/Automated Teller Machine Fraud		5	0	0	0
		Impersonation		0	0	0	0
		Welfare Fraud		0	0	0	0
		Wire Fraud		0	0	0	0
		Identity Theft		0	0	0	0
		Hacking/Computer Invasion		0	0	0	0
		Robbery		0	0	0	0
		Pocket-picking		0	0	0	0
		Purse-snatching		0	0	0	0
		Shoplifting		0	0	0	0
		Theft From Building		0	0	0	0
		Theft From Coin Operated Machine or Device		0	0	0	0
		Theft From Motor Vehicle		1	0	0	0
		Theft of Motor Vehicle Parts/Accessories		0	0	0	0
		All Other Larceny		24	1	0	0
		Motor Vehicle Theft		3	0	0	0
		Stolen Property Offenses		0	0	0	0
		Crimes Against Society					
		Drug/Narcotic Violations		4	3	1	1
		Drug Equipment Violations		0	0	0	0
		Betting/Wagering		0	0	0	0
		Operating/Promoting/Assisting Gambling		0	0	0	0
		Gambling Equipment Violations		0	0	0	0
		Sports Tampering		0	0	0	0
		Pornography/Obscene Material		0	0	0	0
		Prostitution		0	0	0	0
		Assisting or Promoting Prostitution		0	0	0	0
		Purchasing Prostitution		0	0	0	0
		Weapon Law Violations		0	0	0	0
		Animal Cruelty		0	0	0	0
		Total Group A Offenses		104	17	11	4

(\*) Offenses are counted using the FBI Units of Count for Crime

(\*\*) The 'Arrests' column shows arrests made for incidents during the selected period, regardless of arrest date. Arrest counts for the same period may change over time.

This report is valid as of August 22, 2024 and is subject to change

# York PD - ME0161600 - NIBRS Agency Crime Overview - 2023

2023 Population Estimate			14,132	Offenses (*)		Arrests (**)			
				Reported	Cleared	Adult	Juvenile		
Offense Overview			Group A Offenses						
			Crimes Against Persons						
Offense Total	268		Murder and Nonnegligent Manslaughter		0	0	0	0	
Number Cleared	64		Negligent Manslaughter		0	0	0	0	
Percent Cleared	23.88 %		Kidnapping/Abduction		0	0	0	0	
Group A Crimes per 100,000 population	1,896.4		Rape		3	1	0	0	
			Sodomy		0	0	0	0	
			Sexual Assault With An Object		0	0	0	0	
			Fondling		1	0	0	0	
			Incest		0	0	0	0	
			Statutory Rape		1	0	0	0	
Arrest Overview	189		Aggravated Assault		3	2	2	0	
		Adult Arrests	184	Simple Assault		36	16	8	1
				Intimidation		25	6	4	0
		Juvenile Arrests	5	Human Trafficking, Commercial Sex Acts		0	0	0	0
				Human Trafficking, Involuntary Servitude		0	0	0	0
		Unknown Age	0				0	0	0
Arrests per 100,000 population	1,337.4		Crimes Against Property						
Average number offenses/incident	1.07		Arson		0	0	0	0	
			Bribery		0	0	0	0	
			Burglary/Breaking & Entering		6	2	2	0	
			Counterfeiting/Forgery		9	0	0	0	
			Destruction/Damage/Vandalism of Property		48	4	2	0	
			Embezzlement		2	1	1	0	
Group B Arrests									
Offense	Adult	Juvenile	Extortion/Blackmail		0	0	0	0	
Bad Checks	0	0	False Pretenses/Swindle/Confidence Game		22	2	1	0	
Curfew/Loitering/Vagrancy Violations	0	0	Credit Card/Automated Teller Machine Fraud		16	2	1	0	
Disorderly Conduct	4	0	Impersonation		0	0	0	0	
Driving Under the Influence	78	0	Welfare Fraud		0	0	0	0	
Drunkenness	0	0	Wire Fraud		0	0	0	0	
Family Offenses (Nonviolent)	0	0	Identity Theft		0	0	0	0	
Liquor Law Violations	3	2	Hacking/Computer Invasion		0	0	0	0	
Peeping Tom	0	0	Robbery		0	0	0	0	
Trespass of Real Property	0	2	Pocket-picking		0	0	0	0	
All Other Offenses	53	0	Purse-snatching		0	0	0	0	
Total Group B	138	4	Shoplifting		4	3	2	0	
			Theft From Building		0	0	0	0	
			Theft From Coin Operated Machine or Device		0	0	0	0	
			Theft From Motor Vehicle		8	1	0	0	
			Theft of Motor Vehicle Parts/Accessories		0	0	0	0	
			All Other Larceny		57	10	12	0	
			Motor Vehicle Theft		10	2	2	0	
			Stolen Property Offenses		0	0	0	0	
			Crimes Against Society						
			Drug/Narcotic Violations		12	8	8	0	
			Drug Equipment Violations		1	1	0	0	
			Betting/Wagering		0	0	0	0	
			Operating/Promoting/Assisting Gambling		1	1	1	0	
			Gambling Equipment Violations		0	0	0	0	
			Sports Tampering		0	0	0	0	
			Pornography/Obscene Material		1	1	0	0	
			Prostitution		0	0	0	0	
			Assisting or Promoting Prostitution		0	0	0	0	
			Purchasing Prostitution		0	0	0	0	
			Weapon Law Violations		2	1	0	0	
			Animal Cruelty		0	0	0	0	
			Total Group A Offenses		268	64	46	1	

(\*) Offenses are counted using the FBI Units of Count for Crime

(\*\*) The 'Arrests' column shows arrests made for incidents during the selected period, regardless of arrest date. Arrest counts for the same period may change over time.

This report is valid as of August 22, 2024 and is subject to change

# York SO - ME0160000 - NIBRS Agency Crime Overview - 2023

2023 Population Estimate			52,692	Offenses (*)		Arrests (**)				
				Reported	Cleared	Adult	Juvenile			
Offense Overview			Group A Offenses							
			Crimes Against Persons							
Offense Total	619		Murder and Nonnegligent Manslaughter		0	0	0	0		
Number Cleared	230		Negligent Manslaughter		0	0	0	0		
Percent Cleared	37.16 %		Kidnapping/Abduction		0	0	0	0		
Group A Crimes per 100,000 population	1,174.8		Rape		18	0	0	0		
			Sodomy		0	0	0	0		
			Sexual Assault With An Object		0	0	0	0		
			Fondling		8	1	0	0		
			Incest		0	0	0	0		
			Statutory Rape		0	0	0	0		
Total Arrests	508		Aggravated Assault		11	6	6	0		
Adult Arrests	475		Simple Assault		106	64	50	9		
Juvenile Arrests	33		Intimidation		53	32	13	0		
Unknown Age	0		Human Trafficking, Commercial Sex Acts		0	0	0	0		
Arrests per 100,000 population	964.1		Human Trafficking, Involuntary Servitude		0	0	0	0		
			Crimes Against Property							
			Arson		4	0	0	0		
Average number offenses/incident	1.10		Bribery		0	0	0	0		
			Burglary/Breaking & Entering		32	10	9	4		
			Counterfeiting/Forgery		7	1	0	0		
Group B Arrests					Destruction/Damage/Vandalism of Property		89	21	8	1
Offense	Adult	Juvenile	Embezzlement		0	0	0	0	0	1
Bad Checks	0	0	Extortion/Blackmail		1	0	0	0	0	0
Curfew/Loitering/Vagrancy Violations	0	0	False Pretenses/Swindle/Confidence Game		48	4	3	0	0	0
Disorderly Conduct	4	1	Credit Card/Automated Teller Machine Fraud		8	1	0	0	0	0
Driving Under the Influence	79	0	Impersonation		3	0	0	0	0	0
Drunkenness	0	0	Welfare Fraud		0	0	0	0	0	0
Family Offenses (Nonviolent)	0	0	Wire Fraud		2	0	0	0	0	0
Liquor Law Violations	9	2	Identity Theft		4	0	0	0	0	0
Peeping Tom	0	0	Hacking/Computer Invasion		3	1	0	0	0	0
Trespass of Real Property	15	0	Robbery		1	0	0	0	0	0
All Other Offenses	214	5	Pocket-picking		0	0	0	0	0	0
Total Group B	321	8	Purse-snatching		0	0	0	0	0	0
			Shoplifting		17	5	4	1		
			Theft From Building		0	0	0	0		
			Theft From Coin Operated Machine or Device		0	0	0	0		
			Theft From Motor Vehicle		20	0	0	0		
			Theft of Motor Vehicle Parts/Accessories		8	0	0	0		
			All Other Larceny		81	13	10	1		
			Motor Vehicle Theft		32	13	11	1		
			Stolen Property Offenses		0	0	0	0		
			Crimes Against Society							
			Drug/Narcotic Violations		56	53	37	6		
			Drug Equipment Violations		0	0	0	0		
			Betting/Wagering		0	0	0	0		
			Operating/Promoting/Assisting Gambling		0	0	0	0		
			Gambling Equipment Violations		0	0	0	0		
			Sports Tampering		0	0	0	0		
			Pornography/Obscene Material		3	1	1	0		
			Prostitution		0	0	0	0		
			Assisting or Promoting Prostitution		0	0	0	0		
			Purchasing Prostitution		0	0	0	0		
			Weapon Law Violations		4	4	2	2		
			Animal Cruelty		0	0	0	0		
			Total Group A Offenses		619	230	154	25		

# Maine Drug Enforcement Agency - MEMDEA000 - NIBRS Agency Crime Overview - 2023

2023 Population Estimate			N/A	Offenses (*)		Arrests (**)	
				Reported	Cleared	Adult	Juvenile
Offense Overview							
Offense Total	342		Murder and Nonnegligent Manslaughter	0	0	0	0
Number Cleared	212		Negligent Manslaughter	0	0	0	0
Percent Cleared	61.99 %		Kidnapping/Abduction	0	0	0	0
Group A Crimes per 100,000 population	N/A		Rape	0	0	0	0
			Sodomy	0	0	0	0
			Sexual Assault With An Object	0	0	0	0
			Fondling	0	0	0	0
			Incest	0	0	0	0
			Statutory Rape	0	0	0	0
Arrest Overview							
Total Arrests	253		Aggravated Assault	0	0	0	0
Adult Arrests	253		Simple Assault	0	0	0	0
Juvenile Arrests	0		Intimidation	0	0	0	0
Unknown Age	0		Human Trafficking, Commercial Sex Acts	0	0	0	0
	0		Human Trafficking, Involuntary Servitude	0	0	0	0
Arrests per 100,000 population	N/A		Crimes Against Property				
			Arson	0	0	0	0
Average number offenses/incident	1.01		Bribery	1	0	0	0
			Burglary/Breaking & Entering	0	0	0	0
			Counterfeiting/Forgery	0	0	0	0
Group B Arrests							
Offense	Adult	Juvenile	Destruction/Damage/Vandalism of Property	0	0	0	0
Bad Checks	0	0	Embezzlement	0	0	0	0
Curfew/Loitering/Vagrancy Violations	0	0	Extortion/Blackmail	0	0	0	0
Disorderly Conduct	0	0	False Pretenses/Swindle/Confidence Game	0	0	0	0
Driving Under the Influence	0	0	Credit Card/Automated Teller Machine Fraud	0	0	0	0
Drunkenness	0	0	Impersonation	0	0	0	0
Family Offenses (Nonviolent)	0	0	Welfare Fraud	0	0	0	0
Liquor Law Violations	0	0	Wire Fraud	0	0	0	0
Peeping Tom	0	0	Identity Theft	0	0	0	0
Trespass of Real Property	0	0	Hacking/Computer Invasion	0	0	0	0
All Other Offenses	4	0	Robbery	0	0	0	0
Total Group B	4	0	Pocket-picking	0	0	0	0
			Purse-snatching	0	0	0	0
			Shoplifting	0	0	0	0
			Theft From Building	0	0	0	0
			Theft From Coin Operated Machine or Device	0	0	0	0
			Theft From Motor Vehicle	0	0	0	0
			Theft of Motor Vehicle Parts/Accessories	0	0	0	0
			All Other Larceny	0	0	0	0
			Motor Vehicle Theft	0	0	0	0
			Stolen Property Offenses	0	0	0	0
			Crimes Against Society				
			Drug/Narcotic Violations	339	210	249	0
			Drug Equipment Violations	0	0	0	0
			Betting/Wagering	0	0	0	0
			Operating/Promoting/Assisting Gambling	0	0	0	0
			Gambling Equipment Violations	0	0	0	0
			Sports Tampering	0	0	0	0
			Pornography/Obscene Material	0	0	0	0
			Prostitution	0	0	0	0
			Assisting or Promoting Prostitution	0	0	0	0
			Purchasing Prostitution	0	0	0	0
			Weapon Law Violations	2	2	0	0
			Animal Cruelty	0	0	0	0
			Total Group A Offenses	342	212	249	0

(\*) Offenses are counted using the FBI Units of Count for Crime

(\*\*) The 'Arrests' column shows arrests made for incidents during the selected period, regardless of arrest date. Arrest counts for the same period may change over time.

This report is valid as of August 22, 2024 and is subject to change

# Maine State Police - MEMSP0000 - NIBRS Agency Crime Overview - 2023

2023 Population Estimate			N/A	Offenses (*)		Arrests (**)	
				Reported	Cleared	Adult	Juvenile
Offense Overview							
Offense Total	2,191		Murder and Nonnegligent Manslaughter	18	18	8	0
Number Cleared	1,397		Negligent Manslaughter	2	1	0	1
Percent Cleared	63.76 %		Kidnapping/Abduction	1	1	1	0
Group A Crimes per 100,000 population	N/A		Rape	25	15	7	1
			Sodomy	2	0	0	0
			Sexual Assault With An Object	0	0	0	0
			Fondling	45	27	4	1
			Incest	0	0	0	0
			Statutory Rape	0	0	0	0
Total Arrests	1,941		Aggravated Assault	49	40	38	2
Adult Arrests	1,881		Simple Assault	385	366	239	20
Juvenile Arrests	60		Intimidation	348	245	72	5
Unknown Age	0		Human Trafficking, Commercial Sex Acts	0	0	0	0
			Human Trafficking, Involuntary Servitude	0	0	0	0
Arrests per 100,000 population	N/A		Crimes Against Property				
			Arson	0	0	0	0
Average number offenses/incident	1.12		Bribery	0	0	0	0
			Burglary/Breaking & Entering	112	33	29	0
			Counterfeiting/Forgery	15	9	4	0
			Destruction/Damage/Vandalism of Property	229	103	40	4
			Embezzlement	2	2	0	0
			Extortion/Blackmail	0	0	0	0
			False Pretenses/Swindle/Confidence Game	67	17	11	0
			Credit Card/Automated Teller Machine Fraud	9	2	0	0
			Impersonation	6	0	0	0
			Welfare Fraud	0	0	0	0
			Wire Fraud	10	1	0	0
			Identity Theft	8	4	1	0
			Hacking/Computer Invasion	0	0	0	0
			Robbery	5	4	3	0
			Pocket-picking	0	0	0	0
			Purse-snatching	0	0	0	0
			Shoplifting	31	22	0	0
			Theft From Building	33	12	0	0
			Theft From Coin Operated Machine or Device	0	0	0	0
			Theft From Motor Vehicle	23	4	2	0
			Theft of Motor Vehicle Parts/Accessories	21	1	0	0
			All Other Larceny	268	91	66	2
			Motor Vehicle Theft	88	51	18	5
			Stolen Property Offenses	21	19	20	1
			Crimes Against Society				
			Drug/Narcotic Violations	237	227	225	5
			Drug Equipment Violations	6	4	2	1
			Betting/Wagering	0	0	0	0
			Operating/Promoting/Assisting Gambling	0	0	0	0
			Gambling Equipment Violations	0	0	0	0
			Sports Tampering	0	0	0	0
			Pornography/Obscene Material	89	48	36	1
			Prostitution	0	0	0	0
			Assisting or Promoting Prostitution	0	0	0	0
			Purchasing Prostitution	0	0	0	0
			Weapon Law Violations	34	28	14	1
			Animal Cruelty	2	2	3	0
			Total Group A Offenses	2,191	1,397	843	50

(\*) Offenses are counted using the FBI Units of Count for Crime

(\*\*) The 'Arrests' column shows arrests made for incidents during the selected period, regardless of arrest date. Arrest counts for the same period may change over time.

This report is valid as of August 22, 2024 and is subject to change



# Office of State Fire Marshal - ME0061700 - NIBRS Agency Crime Overview - 2023

2023 Population Estimate			N/A	Offenses (*)		Arrests (**)		
				Reported	Cleared	Adult	Juvenile	
Offense Overview				Crimes Against Persons				
Offense Total	99		Murder and Nonnegligent Manslaughter	0	0	0	0	
Number Cleared	45		Negligent Manslaughter	1	1	1	0	
Percent Cleared	45.45 %		Kidnapping/Abduction	0	0	0	0	
Group A Crimes per 100,000 population	N/A		Rape	0	0	0	0	
			Sodomy	0	0	0	0	
			Sexual Assault With An Object	0	0	0	0	
			Fondling	0	0	0	0	
			Incest	0	0	0	0	
			Statutory Rape	0	0	0	0	
			Aggravated Assault	1	0	0	0	
Total Arrests	41		Simple Assault	0	0	0	0	
Adult Arrests	27		Intimidation	1	0	0	0	
Juvenile Arrests	14		Human Trafficking, Commercial Sex Acts	0	0	0	0	
Unknown Age	0		Human Trafficking, Involuntary Servitude	0	0	0	0	
Arrests per 100,000 population	N/A		Crimes Against Property					
Average number offenses/incident	1.18		Arson	82	31	21	9	
			Bribery	0	0	0	0	
			Burglary/Breaking & Entering	4	4	0	0	
			Counterfeiting/Forgery	0	0	0	0	
Group B Arrests				Destruction/Damage/Vandalism of Property	7	6	0	1
Offense	Adult	Juvenile	Embezzlement	0	0	0	0	
Bad Checks	0	0	Extortion/Blackmail	0	0	0	0	
Curfew/Loitering/Vagrancy Violations	0	0	False Pretenses/Swindle/Confidence Game	0	0	0	0	
Disorderly Conduct	0	2	Credit Card/Automated Teller Machine Fraud	0	0	0	0	
Driving Under the Influence	0	0	Impersonation	0	0	0	0	
Drunkenness	0	0	Welfare Fraud	0	0	0	0	
Family Offenses (Nonviolent)	0	0	Wire Fraud	0	0	0	0	
Liquor Law Violations	0	0	Identity Theft	0	0	0	0	
Peeping Tom	0	0	Hacking/Computer Invasion	0	0	0	0	
Trespass of Real Property	0	0	Robbery	0	0	0	0	
All Other Offenses	5	0	Pocket-picking	0	0	0	0	
Total Group B	5	2	Purse-snatching	0	0	0	0	
			Shoplifting	0	0	0	0	
			Theft From Building	0	0	0	0	
			Theft From Coin Operated Machine or Device	0	0	0	0	
			Theft From Motor Vehicle	0	0	0	0	
			Theft of Motor Vehicle Parts/Accessories	0	0	0	0	
			All Other Larceny	2	2	0	2	
			Motor Vehicle Theft	0	0	0	0	
			Stolen Property Offenses	0	0	0	0	
			Crimes Against Society					
			Drug/Narcotic Violations	0	0	0	0	
			Drug Equipment Violations	0	0	0	0	
			Betting/Wagering	0	0	0	0	
			Operating/Promoting/Assisting Gambling	0	0	0	0	
			Gambling Equipment Violations	0	0	0	0	
			Sports Tampering	0	0	0	0	
			Pornography/Obscene Material	0	0	0	0	
			Prostitution	0	0	0	0	
			Assisting or Promoting Prostitution	0	0	0	0	
			Purchasing Prostitution	0	0	0	0	
			Weapon Law Violations	0	0	0	0	
			Animal Cruelty	1	1	0	0	
			Total Group A Offenses	99	45	22	12	

(\*) Offenses are counted using the FBI Units of Count for Crime

(\*\*) The 'Arrests' column shows arrests made for incidents during the selected period, regardless of arrest date. Arrest counts for the same period may change over time.

This report is valid as of August 22, 2024 and is subject to change