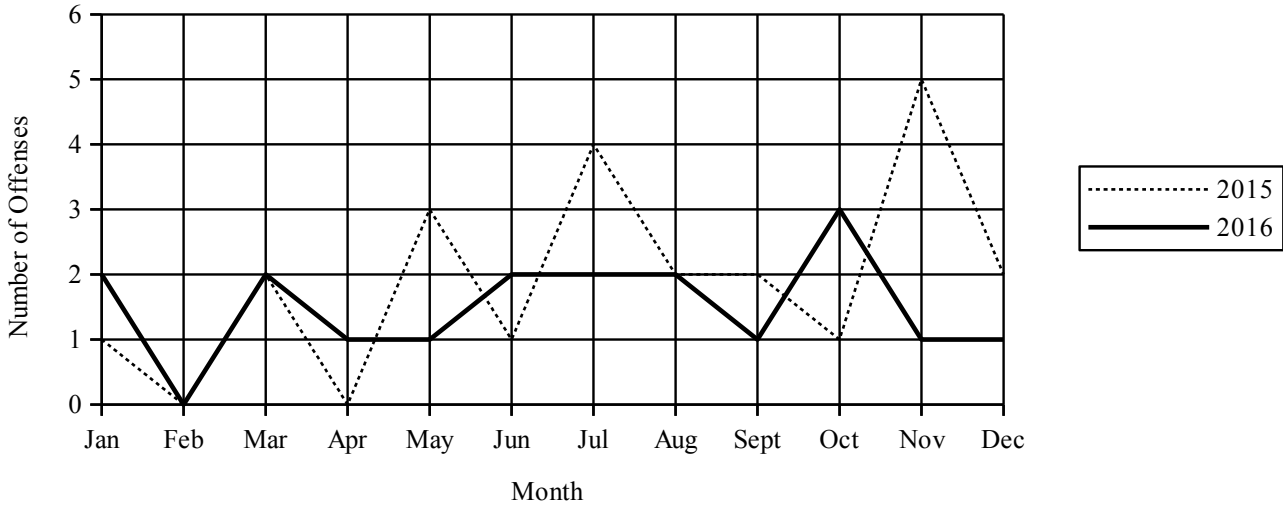


Characteristics — 2016

Victim-Offender Relationship		Months of Highest Occurrence	
Non-Stranger to Non-Stranger	65.0%	October	16.7%
Stranger to Stranger	15.0%	Jan., March, June–Aug.	11.1%
Unknown	20.0%	Apr., May, Sept., Nov.–Dec.	5.6%
Type of Weapon Used		Value of Property Stolen during Offense	
Firearm	61.1%	Total	\$23,000.00
Knife/Cutting Instrument	27.8%	Per Incident Average	\$1,277.78
Other Dangerous Weapon	—	Clearance Rate	
Hands, Fists, Feet	11.1%	16 Offenses Cleared	88.9%
Other/Undetermined	—	Arrests/Crime Ratio	0.78

Murder & Non-Negligent Manslaughter — Comparative Data 2015–2016



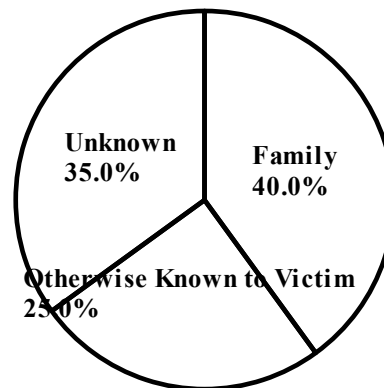
Profile of Persons Arrested — 14 Arrests

Age		Sex	
17 and under	7.1%	Male	85.7%
18–24	35.7%	Female	14.3%
25–29	14.3%		
30–34	14.3%		
35–39	—		
40 and over	28.6%		

1 offender committed suicide

Murder Distribution by Relationship (Victim to Offender)

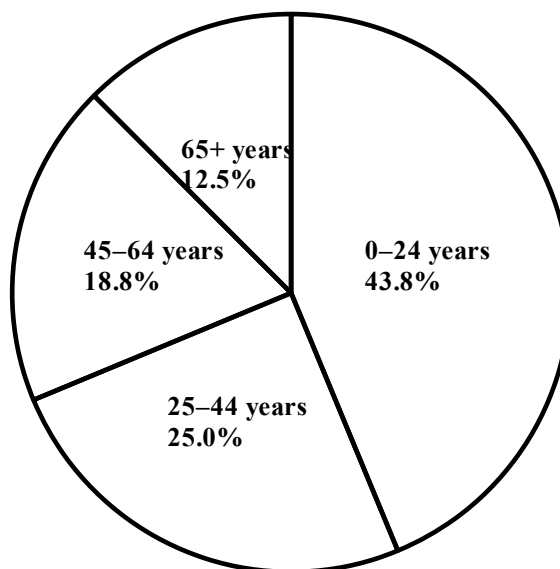
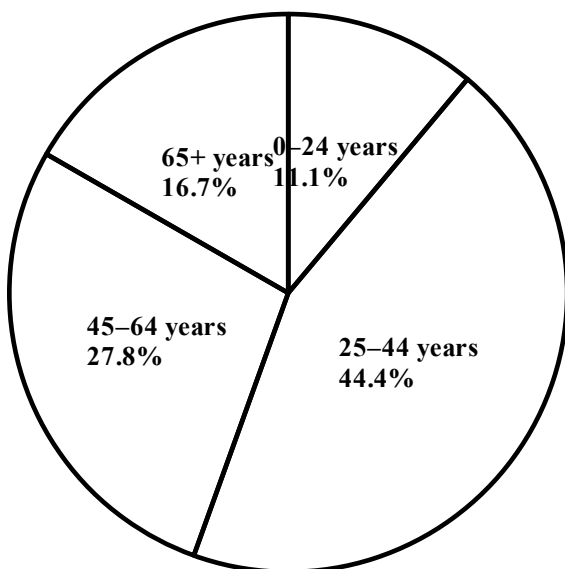
Relationship*	Number	% of Total
Wife	2	10.0%
Son	1	5.0%
Daughter	1	5.0%
Father	1	5.0%
Mother	1	5.0%
Uncle	1	5.0%
Other family	1	5.0%
Total Family	8	40.0%
Friend	2	10.0%
Acquaintance	3	15.0%
Stranger	3	15.0%
Unknown	4	20.0%
Total Other	12	60.0%
TOTAL	20	100.0%



*Number of relationships may not agree with number of victims due to instances of multiple offenders or multiple victims.

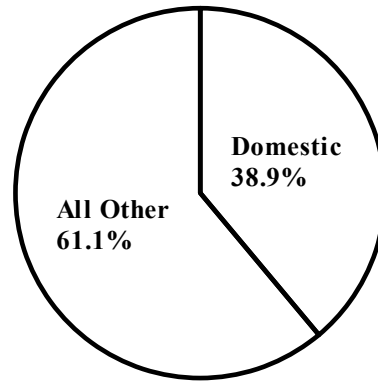
Murder Distribution by Age and Sex

Age of Victims	Male	Female	Total	Age of Offenders	Male	Female	Total
0-14 years	1	—	1	0-14 years	—	—	0
15-24 years	1	—	1	15-24 years	5	2	7
25-34 years	4	3	7	25-34 years	4	—	4
35-44 years	1	—	1	35-44 years	—	—	0
45-54 years	2	1	3	45-54 years	—	—	0
55-64 years	2	—	2	55-64 years	3	—	3
65+ years	3	—	3	65+ years	2	—	2
Total	14	4	18	Total	14	2	16



Murder Distribution by Circumstances

Circumstance**	Number	% of Total
Felony Total*	—	—
Domestic Conflict	7	38.9%
Drug Related	2	11.1%
Other	6	33.3%
Unknown	3	16.7%
Other than Felony Total	18	100.0%
TOTAL	18	100.0%

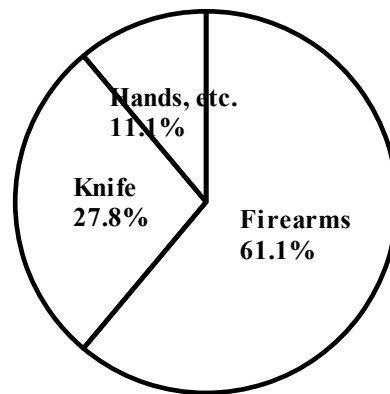


*Felony murder is defined as a killing which occurs in conjunction with the commission of another crime such as a robbery, arson, sexual assault or other felonious activities.

**Due to the unlimited set of possible circumstances surrounding homicides, it is difficult to provide a clear-cut or precise statistical category. In the intent of uniformity, the number of circumstance categories has been kept to a minimum. Caution is suggested in drawing generalizations from the data without more deliberate analysis. This table makes no attempt to analyze the motives of offenders, but rather to display general circumstances surrounding the events.

Murder Distribution by Weapon

Weapon	Number	% of Total
Firearm	11	61.1%
Knife, Cutting Instrument	5	27.8%
Hands, Fists, Feet	2	11.1%
Total	18	100.0%



FORCIBLE RAPE

Forcible rape is the carnal knowledge of a female forcibly and against her will.

“A person is guilty of gross sexual assault if that person engages in a sexual act (direct genital contact) with another person and the person submits as a result of compulsion.”
M.R.S.A. Title 17-A, § 253

This category is broken down into two categories: Rape by Force, and Attempted Forcible Rape. Carnal abuse without force (statutory rape) and other sex offenses are not included.

Forcible rape differs from other violent crimes in that the victim, in many cases, is reluctant to report the offense to police. The investigation by police, medical examination, court procedure, embarrassment and fear of any accompanying stigma have a deterrent effect on the victim’s willingness to make the offense known to police.

Maine has experienced increased availability in services such as rape crisis centers providing 24-hour hot lines and counselors, witness/victim assistants in district attorneys’ offices, improved medical practices and increased sensitivity by law enforcement personnel. The increased number of offenses identified in this report may be, in part, influenced by the increasing confidence of victims in the criminal justice system.

Crime Clock



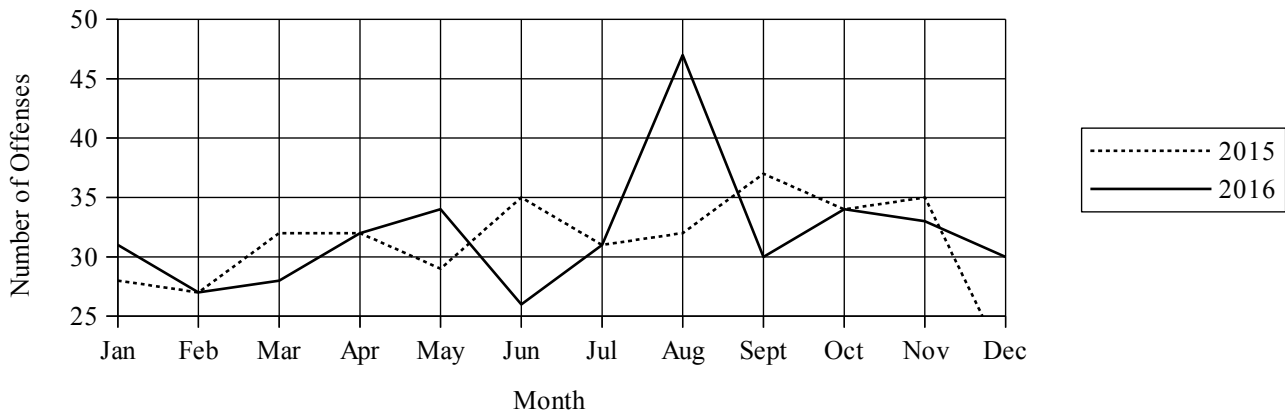
<i>Trend</i>						
	2012	2013	2014	2015	2016	2012–2016
Number reported	368	359	356	373	383	
% change from previous year	-5.9%	-2.4%	-0.8%	4.8%	2.7%	
						% change 4.1%
Rate per 1,000	0.28	0.28	0.27	0.28	0.29	
% change from previous year	-3.4%	-3.5%	-4.4%	3.9%	2.5%	
						% change 2.7%

<i>Characteristics — 2016</i>	
Type of Offense	
Rape by Force	96.6%
Attempts to Rape	3.4%
Months of Highest Occurrence	
August	12.3%
May, October	8.9%
November	8.6%
Value of Property Stolen during Offense	
Total	\$0.00
Per Incident Average	\$0.00
Clearance Rate	
135 Offenses Cleared	35.2%
Arrests/Crime Ratio	0.16

<i>Profile of Persons Arrested</i>	
<i>60 Arrests</i>	
Age	
17 and under	21.7%
18–24	23.3%
25–29	6.7%
30–34	8.3%
35–39	8.3%
40 and over	31.7%
Sex	
Male	95.0%
Female	5.0%

<i>Rape by Type of Offense, 2015–2016</i>			
	2015	2016	% change
Forcible Rape	365	370	1.4%
Attempted Rape	8	13	62.5%
Totals	373	383	2.7%

Rapes — Comparative Data 2015–2016

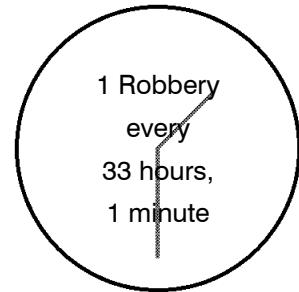


ROBBERY

Robbery is defined by UCR as “the felonious and forcible taking of the property of another against his will by violence or by putting him in fear.” All attempts to rob are included in the UCR report.

“1. A person is guilty of robbery if he commits or attempts to commit theft and at the time of his actions: A. He recklessly inflicts bodily injury on another; B. He threatens to use force against any person present with the intent (1) to prevent or overcome resistance to the taking of the property, ...; or (2) to compel the person in control of the property to give it up ...; C. He uses physical force on another with the intent enumerated in paragraph B, subparagraphs (1) and (2); D. He intentionally inflicts or attempts to inflict bodily injury on another; or E. He or an accomplice to his knowledge is armed with a dangerous weapon ...” M.R.S.A. Title 17-A, § 65, 1

Crime Clock



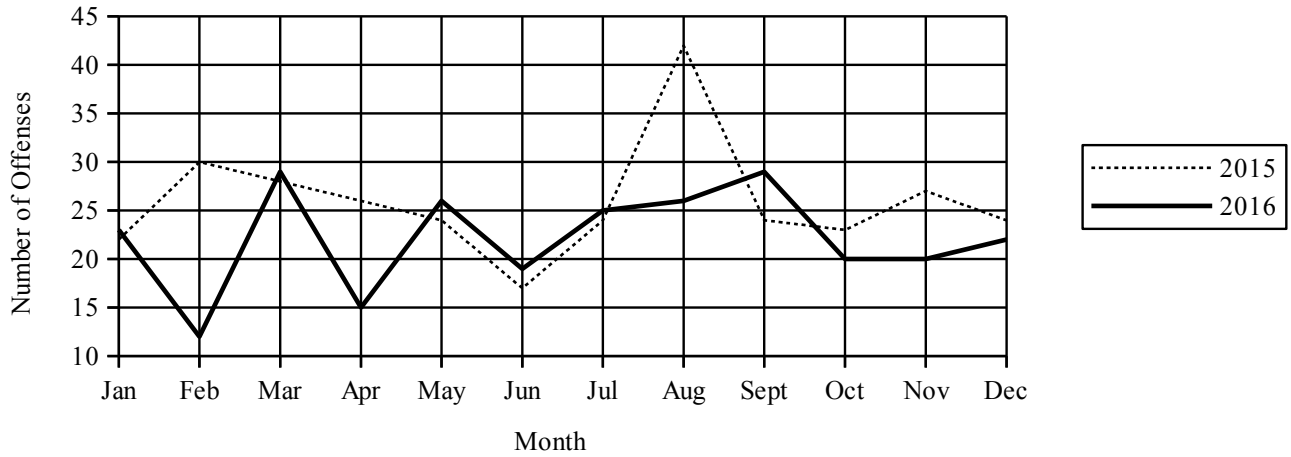
Trend

Year	2012	2013	2014	2015	2016	2012–2016
Number reported	421	335	304	311	266	
% change from previous year	13.8%	-20.4%	-9.3%	2.3%	-14.5%	% change -36.8%
Rate per 1,000	0.32	0.25	0.23	0.23	0.20	
% change from previous year	14.3%	-21.2%	-8.6%	1.7%	-14.6%	% change -37.6%

Characteristics — 2016

Type of Weapon Used	Months of Highest Occurrence
Firearm 22.2%	March, Sept. 10.9%
Knife/Cutting Instrument 15.0%	May 9.8%
Other Dangerous Weapon 12.8%	July 9.4%
Hands, Fists, Feet 50.0%	
Place of Occurrence	Value of Property Stolen during Offense
Street, Alley 25.2%	Total \$170,713.00
Business Establishment 28.6%	Per Incident Average \$641.78
Residence 30.8%	Clearance Rate
Bank 1.9%	142 Offenses Cleared 53.4%
Miscellaneous 13.5%	Arrest/Crime Ratio 0.52

Robberies — Comparative Data 2015–2016



***Profile of Persons Arrested
139 Arrests***

Age	
17 and under	5.0%
18–24	30.9%
25–29	23.0%
30–34	14.4%
35–39	12.9%
40 and over	13.7%
Sex	
Male	81.3%
Female	18.7%

Robbery by Weapon Type, 2015–2016

	2015	2016	% change
Firearm	85	59	–30.6%
Knife	44	40	–9.1%
Other Weapon	35	34	–2.9%
Strong Arm	147	133	–9.5%
Totals	311	266	–14.5%

Robbery by Classification, 2015–2016

	Number of Offenses			Value Stolen		
	2015	2016	% change	2015	2016	% change
Highway	75	67	–10.7%	\$28,213	\$9,422	–66.6%
Commercial House	39	46	17.9%	\$38,970	\$58,320	49.7%
Gas/Service Station	8	7	–12.5%	\$989	\$2,840	187.2%
Convenience Store	43	23	–46.5%	\$8,192	\$5,134	–37.3%
Residence	72	82	13.9%	\$107,865	\$71,161	–34.0%
Bank/Lending Inst.	18	5	–72.2%	\$96,033	\$6,936	–92.8%
Miscellaneous	54	36	–33.3%	\$20,351	\$16,900	–17.0%
Totals	309	266	–13.9%	\$300,613	\$170,713	–43.2%

<i>Robbery Type by County</i>									
County	Highway	Commercial House	Gas State	Convenience Store	Residence	Bank	Misc.	Total	
Androscoggin									
2016	6	7	—	—	11	—	6	30	
2015	4	4	—	8	9	2	4	31	
Aroostook									
2016	2	—	—	1	2	—	1	6	
2015	1	4	—	2	2	—	2	11	
Cumberland									
2016	33	18	2	6	19	1	15	94	
2015	42	16	1	12	19	13	26	129	
Franklin									
2016	—	—	—	—	2	—	—	2	
2015	—	—	—	—	1	—	—	1	
Hancock									
2016	1	1	1	—	2	—	1	6	
2015	—	1	—	—	1	—	—	2	
Kennebec									
2016	4	6	1	6	10	1	1	29	
2015	5	8	4	4	7	3	2	33	
Knox									
2016	—	—	—	—	1	—	—	1	
2015	—	—	—	—	—	—	—	0	
Lincoln									
2016	—	—	—	—	2	—	—	2	
2015	—	—	—	—	1	—	1	2	
Oxford									
2016	3	—	1	1	1	1	—	7	
2015	2	—	—	—	3	—	—	5	
Penobscot									
2016	11	8	1	3	12	1	5	41	
2015	12	4	1	1	7	—	2	27	
Piscataquis									
2016	—	—	—	—	—	—	—	0	
2015	—	—	—	—	—	—	—	0	
Sagadahoc									
2016	—	—	—	—	—	—	—	0	
2015	2	—	—	—	1	—	—	3	
Somerset									
2016	2	—	1	3	3	—	1	10	
2015	1	—	—	3	1	—	—	5	
Waldo									
2016	—	—	—	—	1	—	—	1	
2015	1	—	—	1	—	—	—	2	
Washington									
2016	—	—	—	1	2	1	—	4	
2015	—	—	—	—	4	—	1	5	
York									
2016	5	6	—	2	14	—	6	33	
2015	7	2	2	12	16	—	16	55	

AGGRAVATED ASSAULT

An aggravated assault is an attempt or offer, with unlawful force or violence, to do physical injury to another. This type of assault is usually accompanied by the use of a weapon or other means likely to produce death or serious bodily injury. Attempts are included since it is not necessary that an injury result when a gun, knife, or other weapon is used which could and probably would result in serious personal injury if the crime is successfully completed. Assaults with personal weapons (hands, fists, feet) are scored as aggravated if there is personal injury requiring more than simple first aid to treat.

Aggravated Assault: "1. A person is guilty of aggravated assault if he ... causes: A. Serious bodily injury to another; or, B. Bodily injury to another with use of a dangerous weapon; or, C. Bodily injury to another under circumstances manifesting extreme indifference to the value of human life." M.R.S.A. Title 17-A, § 208

Assault while Hunting: "1. A person is guilty of assault while hunting if ... he, with criminal negligence, causes bodily injury to another with the use of a dangerous weapon." M.R.S.A. Title 17-A, § 208-A

Assault on an Officer: "1. A person is guilty of assault on an officer if: A. ... causes bodily injury to a law enforcement officer while the officer is in the performance of his official duties; or, B. While in custody in a penal institution or other facility pursuant to an arrest or ... court order, he commits an assault on a member of the staff of the institution ..." M.R.S.A. Title 17-A, § 752-A

Not included in this class are simple (non-aggravated) assaults. Simple assaults are non-index offenses, although a record is kept of these assaults on an "offenses known to police" form. During 2016 there were 9,320 simple assaults reported (-4.1% from 2015), with a clearance rate of 71.9%. These simple assaults are included in the report of domestic assaults, and assaults on law enforcement officers.



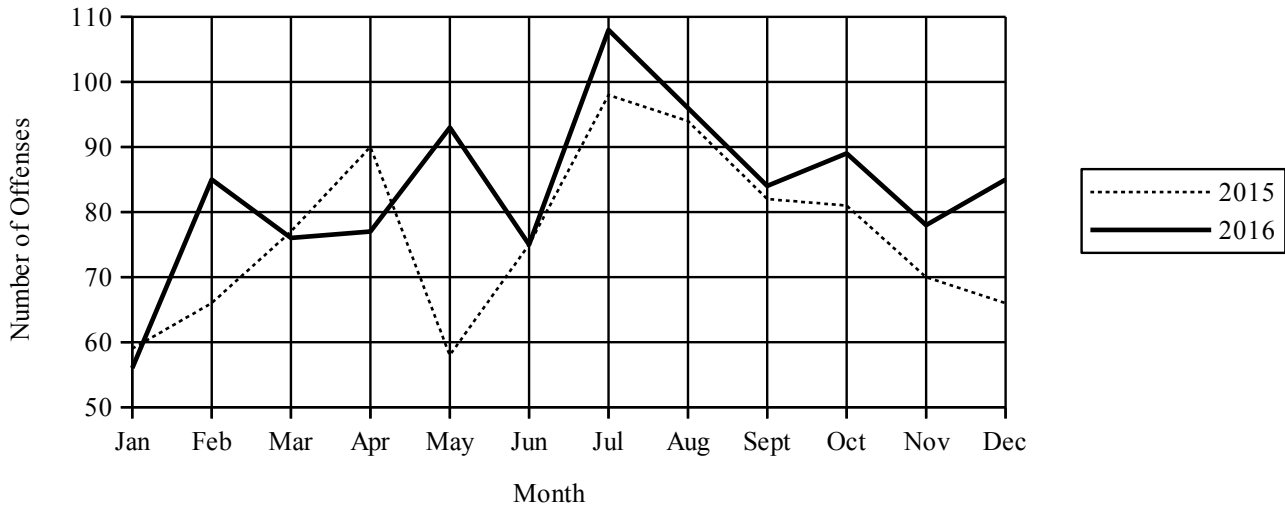
<i>Trend</i>						
Year	2012	2013	2014	2015	2016	2012-2016
Number reported	803	943	900	916	1,002	
% change from previous year	-4.7%	17.4%	-4.6%	1.8%	9.4%	% change 24.8%
Rate per 1,000	0.60	0.71	0.68	0.69	0.75	
% change from previous year	-4.8%	18.3%	-4.7%	1.3%	9.2%	% change 25.4%

<i>Characteristics — 2016</i>	
Type of Weapon Used	
Firearm	7.4%
Knife/Cutting Instrument	16.0%
Other Dangerous Weapon	22.9%
Hands, Fists, Feet	53.8%
Months of Highest Occurrence	
July	10.8%
August	9.6%
May	9.3%
Clearance Rate	
781 Offenses Cleared	77.9%
Arrests/Crime Ratio	0.55

<i>Profile of Persons Arrested 556 Arrests</i>	
Age	
17 and under	4.3%
18-24	19.1%
25-29	22.1%
30-34	18.9%
35-39	11.0%
40 and over	24.6%
Sex	
Male	87.2%
Female	12.8%

<i>Aggravated Assault by Weapon Type, 2015-2016</i>					
	Firearm	Knife	Other Weapon	Strong Arm	Totals
2015	54	122	206	534	916
2016	74	160	229	539	1,002
% change	37.0%	31.1%	11.2%	0.9%	9.4%

Aggravated Assault — Comparative Data 2015–2016



DOMESTIC VIOLENCE

Due to problems of abuse and domestic violence between family or household members, the 109th Maine Legislature enacted a law entitled “An Act Concerning Abuse between Household and Family Members.” The law, Chapter 578 of the Public Laws of 1979, mandates the reporting of domestic violence data by law enforcement agencies and the collection of such data (Title 19, § 770 [1]) by the Uniform Crime Reporting Unit, State Bureau of Identification, Department of Public Safety.

During 2016:

- Of a grand total of 10,322 reported assaults, 4,675 or 45.3% were identified as occurring between household

or family members.

- Domestic assaults decreased 4.7% (232 offenses) from the 2015 figure of 4,907.
- Law enforcement agencies cleared 3,897 domestic assaults for a clearance rate of 83.4%.
- Of the 4,675 domestic assaults, 96.1% involved personal weapons (hands, fists, feet).

Crime Clock



Breakdown of Reported Domestic Assaults by County, 2015–2016

County	2015 Number of Offenses	2015 Percent of Total	2016 Number of Offenses	2016 Percent of Total	Percent Change Offenses
Androscoggin	589	12.0%	539	11.5%	-8.5%
Aroostook	196	4.0%	188	4.0%	-4.1%
Cumberland	761	15.5%	807	17.3%	6.0%
Franklin	138	2.8%	106	2.3%	-23.2%
Hancock	98	2.0%	117	2.5%	19.4%
Kennebec	633	12.9%	595	12.7%	-6.0%
Knox	118	2.4%	91	1.9%	-22.9%
Lincoln	129	2.6%	107	2.3%	-17.1%
Oxford	214	4.4%	186	4.0%	-13.1%
Penobscot	449	9.2%	415	8.9%	-7.6%
Piscataquis	34	0.7%	34	0.7%	—
Sagadahoc	48	1.0%	64	1.4%	33.3%
Somerset	377	7.7%	340	7.3%	-9.8%
Waldo	84	1.7%	86	1.8%	2.4%
Washington	121	2.5%	102	2.2%	-15.7%
York	918	18.7%	898	19.2%	-2.2%
Totals	4,907	100.0%	4,675	100.0%	-4.7%

***Domestic Violence Assaults
Comparison Data 2015–2016***

Situation/Relationships	2015 Number of Offenses	2015 % of Total	2016 Number of Offenses	2016 % of Total
Male Assault on Female				
Firearm	9	0.2	15	0.3
Knife, Cutting Instrument	17	0.3	14	0.3
Other Dangerous Weapon	46	0.9	63	1.3
Hands, Aggravated Injury	223	4.5	223	4.8
Hands, Not Aggravated	2,305	47.0	2,203	47.1
Total Male Assault on Female	2,600	53.0	2,518	53.9
Female Assault on Male				
Firearm	1	< 0.1	1	< 0.1
Knife, Cutting Instrument	14	0.3	14	0.3
Other Dangerous Weapon	16	0.3	26	0.6
Hands, Aggravated Injury	12	0.2	17	0.4
Hands, Not Aggravated	784	16.0	718	15.4
Total Female Assault on Male	827	16.9	776	16.6
Parent Assault on Child				
Firearm	1	< 0.1	—	—
Knife, Cutting Instrument	—	—	2	< 0.1
Other Dangerous Weapon	12	0.2	10	0.2
Hands, Aggravated Injury	62	1.3	58	1.2
Hands, Not Aggravated	429	8.7	371	7.9
Total Parent Assault on Child	504	10.3	441	9.4
Child Assault on Parent				
Firearm	—	—	—	—
Knife, Cutting Instrument	5	0.1	5	0.1
Other Dangerous Weapon	4	< 0.1	5	0.1
Hands, Aggravated Injury	12	0.2	21	0.4
Hands, Not Aggravated	404	8.2	394	8.4
Total Child Assault on Parent	425	8.7	425	9.1
All Other Domestic Assaults				
Firearm	—	—	1	< 0.1
Knife, Cutting Instrument	7	0.1	11	0.2
Other Dangerous Weapon	11	0.2	14	0.3
Hands, Aggravated Injury	75	1.5	41	0.9
Hands, Not Aggravated	458	9.3	448	9.6
Total Male Assault on Female	551	11.2	515	11.0
Grand Total All Domestic Assaults	4,907	100.0	4,675	100.0
Domestic Assaults/Type of Weapon				
Firearm	11	0.2	17	0.4
Knife, Cutting Instrument	43	0.9	46	1.0
Other Dangerous Weapon	89	1.8	118	2.5
Hands, Aggravated Injury	384	7.8	360	7.7
Hands, Not Aggravated	4,380	89.3	4,134	88.4
Total Domestic Assaults	4,907	100.0	4,675	100.0
Total All Domestic Assaults	4,907	46.1	4,675	45.3
Total All Reported Assaults	10,638	100.0	10,322	100.0