

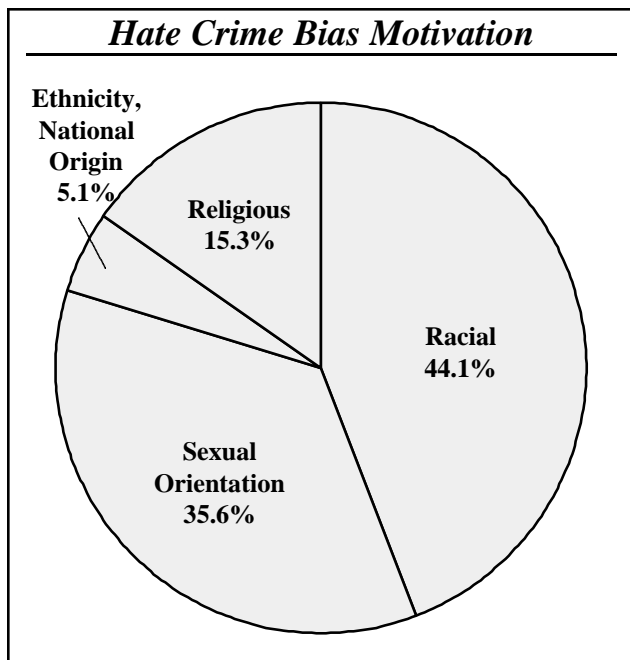
## HATE CRIME

Commencing in 1992, law enforcement officers are to report hate crimes as a supplementary report to the UCR program. Under Title 25 sec. 1544, hate crimes are defined as those that “manifest evidence of prejudice based on race, religion, sexual orientation or ethnicity ...”. On June 26, 1997, disability bias was added to the definition of hate crime, creating two new categories: Anti-Mental Disability and Anti-Physical Disability. Maine’s hate crimes are further reported to the FBI as part of the federal Hate Crimes Statistics Act.

The reported number of hate crime incidents in Maine in 2012 was 56. These incidents involved 72 victims with at least 50 offenders, and resulted in a total of 62 offenses.

<i>Hate Crime 2012</i>	
Number of incidents .....	56
Number of victims .....	72
Number of offenders .....	50
Number of offenses .....	62

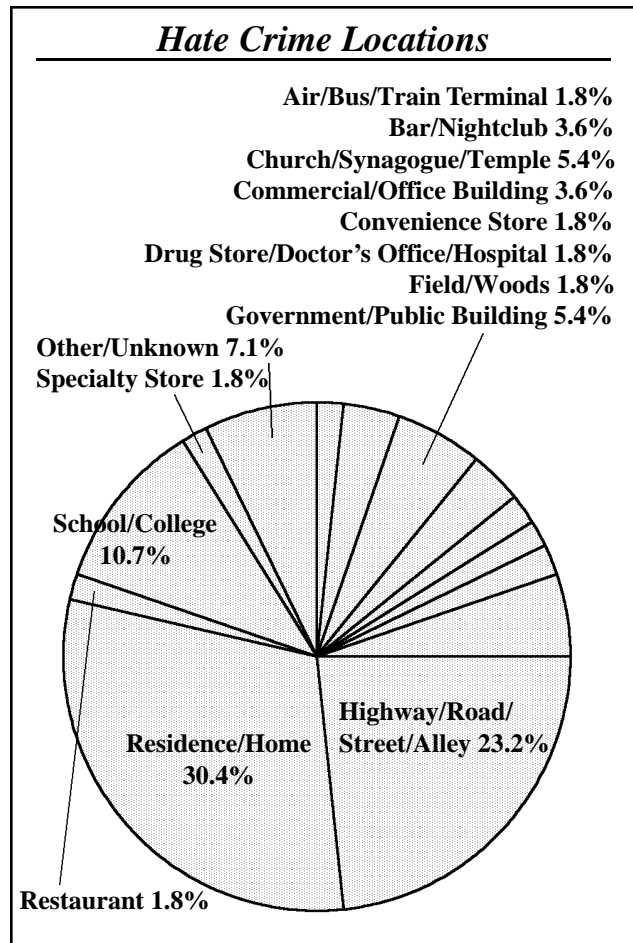
In 2012, the most commonly reported bias motivation was racial. The second largest percentage was sexual orientation and the third religious hate crimes.



<i>Hate Crime Bias Motivation</i>				
Bias Nature	Group %	Bias Type	Inci-dents of bias	% of Total
Racial	44.1%	Anti-White	—	—
		Anti-Black	25	42.4%
		Anti-American Indian/ Alaskan Native	—	—
		Anti-Asian/Pacific Islander	1	1.7%
		Anti-Multi-Races Group	—	—
		Sexual Orientation	35.6%	Anti-Male Homosexual
		Anti-Female Homosexual	5	8.5%
		Anti-Homosexual (Male & Female)	2	3.4%
		Anti-Heterosexual	1	1.7%
		Anti-Bisexual	—	—
Ethnicity, National Origin	5.1%	Anti-Hispanic	2	3.4%
		Anti-Other Ethnic/ National Origin	1	1.7%
Religious	15.3%	Anti-Jewish	6	10.2%
		Anti-Catholic	1	1.7%
		Anti-Protestant	—	—
		Anti-Islamic (Moslem)	1	1.7%
		Anti-Other Religion	—	—
		Anti-Multi-Religious Group	1	1.7%
		Anti-Atheist/ Agnostic	—	—
Disability	—	Anti-Mental Disability	—	—
		Anti-Physical Disability	—	—
Not Reported	—	—	—	—
Total	100.0%	Total	59	100.0%

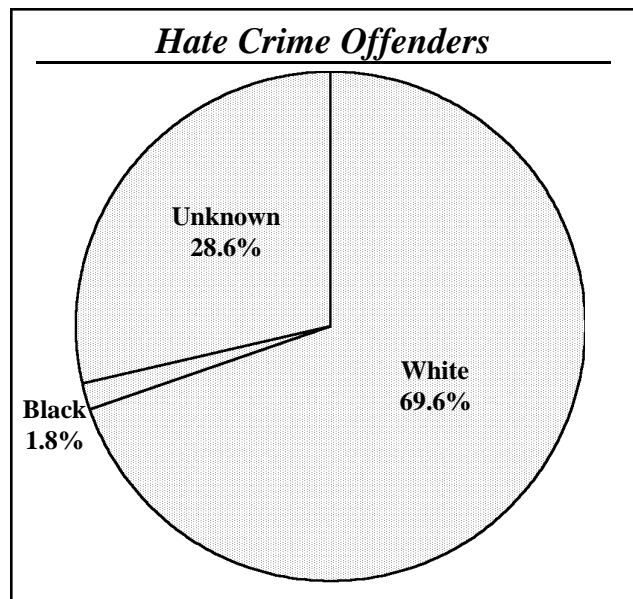
The most frequently reported location of bias crimes in 2012 was residences and homes. The second and third most common locations were highways, roads, alleys and streets, and schools and colleges.

<b><i>Hate Crime Locations</i></b>		
<b>Location</b>	<b>Incidents</b>	<b>%</b>
Air/Bus/Train Terminal	1	1.8%
Bank/Savings and Loan	—	—
Bar/Nightclub	2	3.6%
Church/Synagogue/Temple	3	5.4%
Commercial/Office Building	2	3.6%
Construction Site	—	—
Convenience Store	1	1.8%
Department/Discount Store	—	—
Drug Store/Doctor's Office/Hospital	1	1.8%
Field/Woods	1	1.8%
Government/Public Building	3	5.4%
Grocery/Supermarket	—	—
Highway/Road/Street/Alley	13	23.2%
Hotel/Motel	—	—
Jail/Prison	—	—
Lake/Waterway	—	—
Liquor Store	—	—
Parking Lot/Garage	—	—
Rental Storage Facility	—	—
Residence/Home	17	30.4%
Restaurant	1	1.8%
School/College	6	10.7%
Service/Gas Station	—	—
Specialty Store	1	1.8%
Other/Unknown	4	7.1%
<b>Total</b>	<b>56</b>	<b>100.0%</b>



The most common race of suspected offenders of hate crimes was white.

<b><i>Hate Crime Offenders by Race</i></b>		
<b>Suspected Offenders' Race</b>	<b>No.</b>	<b>% of Total</b>
White	39	69.6%
Black	1	1.8%
American Indian/Alaskan Native	—	—
Asian/Pacific Islander	—	—
Multi-Racial Group	—	—
Unknown	16	28.6%
<b>Total</b>	<b>56</b>	<b>100.0%</b>



Information on the victims of hate crimes is limited to victim type. While bias motivation information identifies the offender’s bias, it is important to note that the victim may not actually belong to the group the offender sought to harm. For this reason, information on the victims’ actual group membership is not recorded.

Victim type, in the hate crime data collection program is listed as: individual, business, financial institution, government, religious organization, society/public, other and unknown. Of these victim types, individuals were reported to be the main hate crime target.


<b>Victim Type</b>	<b>No.</b>	<b>% of Total</b>
Individual	47	81.0%
Business	3	5.2%
Financial Institution	—	—
Government	3	5.2%
Religious Organization	3	5.2%
Society/Public	—	—
Other	2	3.4%
Unknown	—	—
Not Reported	—	—
<b>Total</b>	<b>58</b>	<b>100.0%</b>

Offense information in the hate crime data collection program are defined in accordance with federal Uniform Crime Reporting definitions and do not necessarily conform to Maine state definitions. Complete offense definitions are available in the appendix to this publication.

Hate crime offense information falls into the eight index crimes — murder, rape, robbery, aggravated assault, burglary, larceny-theft, motor vehicle theft, and arson — plus the non-index crimes of simple assault, intimidation and vandalism. Additionally, Maine’s hate crime reporting statute provides for the reporting of harassment as a supplemental offense category.

<b>Offense</b>	<b>Volume</b>	<b>% of Total</b>
Murder	—	—
Rape	—	—
Robbery	—	—
Aggravated Assault	—	—
Burglary	—	—
Larceny-Theft	—	—
Motor Vehicle Theft	—	—
Arson	—	—
Simple Assault	8	13.3%
Intimidation	13	21.7%
Vandalism	16	26.7%
Harassment*	14	23.3%
Other	9	15.0%
<b>Total</b>	<b>60</b>	<b>100.0%</b>

*\*Harassment not included as a federal hate crime offense.*



***Hate Crime Offenses Reported by Agency***

<b>Androscoggin County Sheriff's Department</b>	
1	Other — Terrorizing.....Anti-Male Homosexual (Gay)
<b>Auburn Police Department</b>	
1	Simple Assault.....Anti-Male Homosexual (Gay)
1	Other — Reckless Conduct w/ weapon.....Anti-Male Homosexual (Gay)
1	Harassment.....Anti-Female Homosexual (Lesbian)
1	Other — Terrorizing.....Anti-Male Homosexual (Gay)
<b>Augusta Police Department</b>	
3	Intimidation.....Anti-Black
1	Other — Disorderly Conduct.....Anti-Black
1	Harassment.....Anti-Male Homosexual (Gay)
1	Other — Terrorizing.....Anti-Black
<b>Baileysville Police Department</b>	
1	Intimidation.....Anti-Black
<b>Bangor Police Department</b>	
3	Destruction/Damage/Vandalism.....Anti-Jewish
1	Harassment.....Anti-Male Homosexual (Gay)
1	Destruction/Damage/Vandalism.....Anti-Catholic
<b>Bar Harbor Police Department</b>	
1	Simple Assault.....Anti-Asian / Pacific Islander
<b>Houlton Police Department</b>	
1	Intimidation.....Anti-Black
<b>Kittery Police Department</b>	
1	Harassment.....Anti-Black
<b>Lewiston Police Department</b>	
2	Harassment.....Anti-Black
1	Harassment.....Anti-Other Ethnicity / National Origin
1	Intimidation.....Anti-Black
2	Harassment.....Anti-Female Homosexual (Lesbian)
<b>Livermore Falls Police Department</b>	
1	Harassment.....Anti-Black
1	Intimidation.....Anti-Black
<b>Mexico Police Department</b>	
1	Other — Stalking .....Anti-Female Homosexual (Lesbian)
<b>Old Orchard Beach Police Department</b>	
1	Intimidation.....Anti-Islamic (Muslim)
1	Simple Assault.....Anti-Male Homosexual (Gay)
<b>Pittsfield Police Department</b>	
2	Destruction/Damage/Vandalism.....Anti-Black
<b>Portland Police Department</b>	
1	Destruction/Damage/Vandalism.....Anti-Multiple Religious Groups
1	Destruction/Damage/Vandalism.....Anti-Jewish
2	Intimidation.....Anti-Female Homosexual (Lesbian)
2	Harassment.....Anti-Black
1	Harassment.....Anti-Jewish
1	Simple Assault .....Anti-Black
1	Simple Assault.....Anti-Male Homosexual (Gay)
<b>Rumford Police Department</b>	
1	Simple Assault.....Anti-Hispanic
<b>Saco Police Department</b>	
3	Destruction/Damage/Vandalism.....Anti-Homosexuality (Gay & Lesbian)
3	Destruction/Damage/Vandalism.....Anti-Black
2	Destruction/Damage/Vandalism.....Anti-Jewish
1	Intimidation.....Anti-Black
1	Harassment.....Anti-Black
2	Intimidation.....Anti-Male Homosexuality (Gay)
<b>Sagadahoc County Sheriff's Department</b>	
1	Destruction/Damage/Vandalism.....Anti-Hispanic
1	Destruction/Damage/Vandalism.....Anti-Male Homosexual (Gay)
<b>Sanford Police Department</b>	
1	Other — Disorderly Conduct.....Anti-Male Homosexual (Gay)
2	Simple Assault.....Anti-Black
1	Other — Disorderly Conduct.....Anti-Black
2	Harassment.....Anti-Male Homosexual (Gay)
<b>Scarborough Police Department</b>	
1	Intimidation.....Anti-Heterosexual

**19      64**  
**Agencies      Offenses**