

Characteristics — 2011

Victim-Offender Relationship

Non-Stranger to Non-Stranger	84.0%
Unknown	16.0%
Stranger to Stranger	—

Months of Highest Occurrence

June	36.0%
July	20.0%
November	20.0%

Type of Weapon Used

Firearm	48.0%
Knife/Cutting Instrument	16.0%
Other Dangerous Weapon	16.0%
Other/Undetermined	12.0%
Hands, Fists, Feet	8.0%

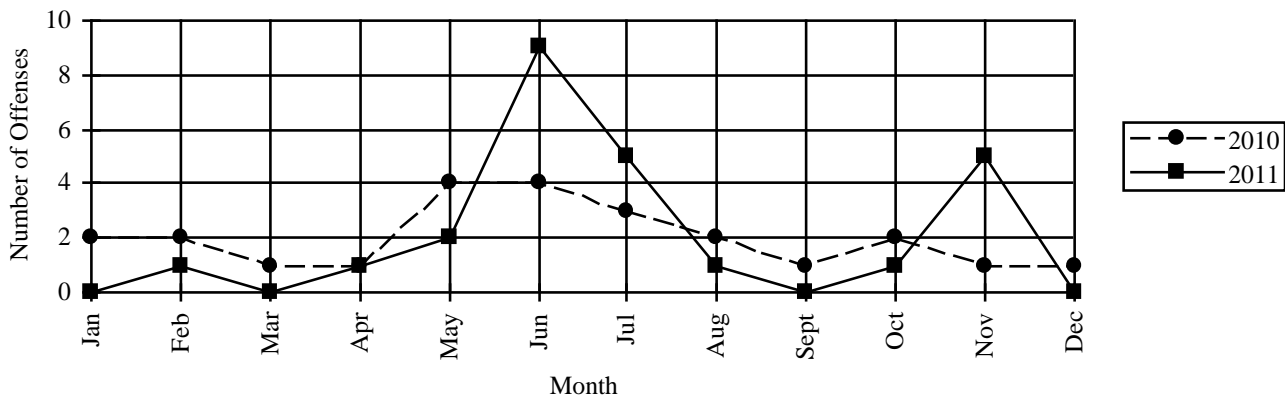
Value of Property Stolen during Offense

Total	\$32,839.00
Per Incident Average.....	\$1,313.56

Clearance Rate

23 Offenses Cleared	92.0%
Arrests/Crime Ratio.....	0.72

Murder & Non-Negligent Manslaughter — Comparative Data 2010-2011



Profile of Persons Arrested — 18 Arrests

Age

17 and under.....	—
18-24.....	33.3%
25-29.....	16.7%
30-34.....	22.2%
35-39.....	5.6%
40 and over.....	22.2%


Sex

Male.....	94.4%
Female.....	5.6%

4 offenders committed suicide

Murder Distribution by Relationship (Victim to Offender)

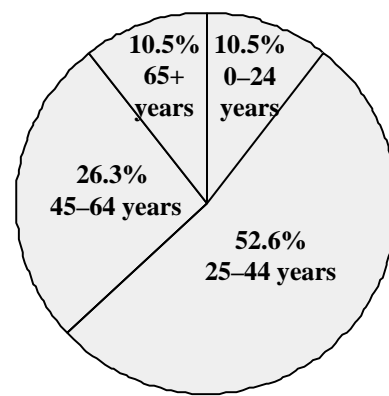
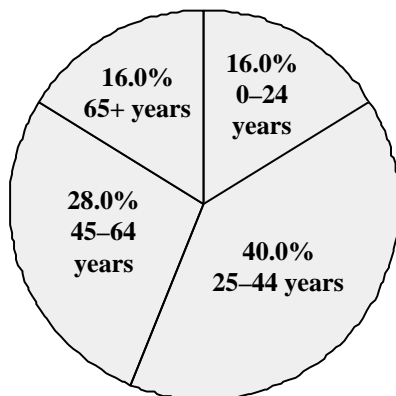
Relationship*	Number	% of Total
Husband	1	4.0%
Wife	4	16.0%
Son	1	4.0%
Daughter	1	4.0%
Father	1	4.0%
Brother	1	4.0%
Total Family	9	36.0%
Girlfriend/Boyfriend	2	8.0%
Acquaintance	9	36.0%
Unknown	4	16.0%
Total Other	16	64.0%
TOTAL	25	100.0%



*Number of relationships may not agree with number of victims due to instances of multiple offenders or multiple victims.

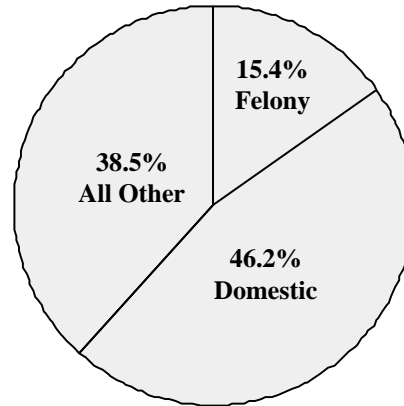
Murder Distribution by Age and Sex

Age of Victims	Male	Female	Total	Age of Offenders	Male	Female	Total
0–14 years	1	1	2	0–14 years	—	—	—
15–24 years	1	1	2	15–24 years	2	—	2
25–34 years	2	4	6	25–34 years	8	—	8
35–44 years	2	2	4	35–44 years	2	—	2
45–54 years	6	—	6	45–54 years	3	2	5
55–64 years	1	—	1	55–64 years	—	—	—
65+ years	1	3	4	65+ years	2	—	2
Total	14	11	25	Total	17	2	19



Murder Distribution by Circumstances

Circumstance**	Number	% of Total
Aggravated Assault	1	3.8%
Robbery	1	3.8%
Burglary	1	3.8%
Arson	1	3.8%
Felony Total*	4	15.4%
Domestic Conflict	12	46.2%
Drug Related	1	3.8%
Other	5	19.2%
Unknown	4	15.4%
Other than Felony Total	22	84.6%
TOTAL	26	100.0%

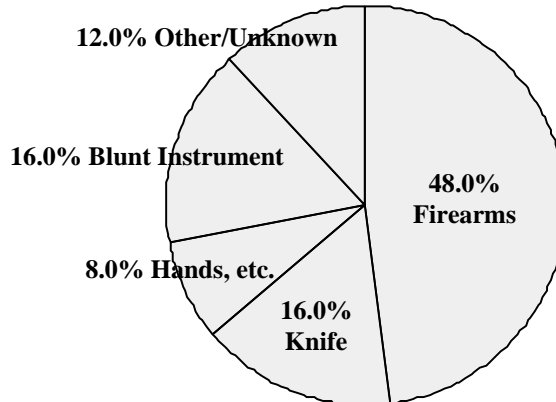


*Felony murder is defined as a killing which occurs in conjunction with the commission of another crime such as a robbery, arson, sexual assault or other felonious activities.

**Due to the unlimited set of possible circumstances surrounding homicides, it is difficult to provide a clear-cut or precise statistical category. In the intent of uniformity, the number of circumstance categories has been kept to a minimum. Caution is suggested in drawing generalizations from the data without more deliberate analysis. This table makes no attempt to analyze the motives of offenders, but rather to display general circumstances surrounding the events.

Murder Distribution by Weapon

Weapon	Number	% of Total
Firearm	12	48.0%
Knife, Cutting Instrument	4	16.0%
Hands, Fists, Feet	2	8.0%
Blunt Instrument	4	16.0%
Other/Unknown	3	12.0%
Total	25	100.0%



FORCIBLE RAPE

Forcible rape is the carnal knowledge of a female forcibly and against her will.

“A person is guilty of gross sexual assault if that person engages in a sexual act (direct genital contact) with another person and the person submits as a result of compulsion.”
M.R.S.A. Title 17-A, § 253

This category is broken down into two categories: Rape by Force, and Attempted Forcible Rape. Carnal abuse without force (statutory rape) and other sex offenses are not included.

Forcible rape differs from other violent crimes in that the victim, in many cases, is reluctant to report the offense to police. The investigation by police, medical examination, court procedure, embarrassment and fear of any accompanying stigma have a deterrent effect on the victim’s willingness to make the offense known to police.

Maine has experienced increased availability in services such as rape crisis centers providing 24-hour hot lines and counselors, witness/victim assistants in district attorneys’ offices, improved medical practices and increased sensitivity by law enforcement personnel. The increased number of offenses identified in this report may be, in part, influenced by the increasing confidence of victims in the criminal justice system.

Crime Clock



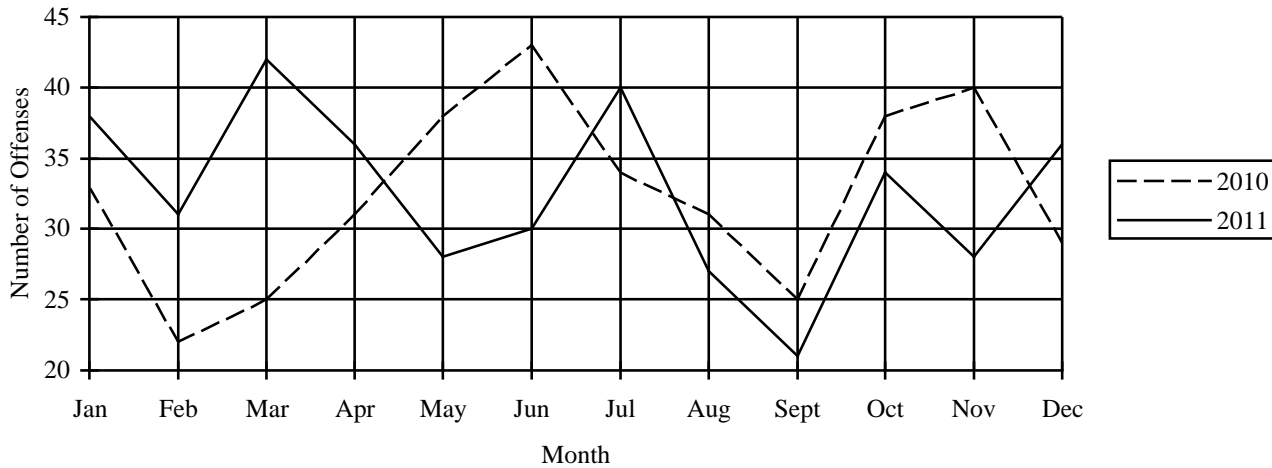
<i>Trend</i>						
Year	2007	2008	2009	2010	2011	2007–2011
Number reported	393	373	374	389	391	
% change from previous year	15.6%	-5.1%	0.3%	4.0%	0.5%	% change -0.5%
Rate per 1,000	0.30	0.28	0.28	0.29	0.29	
% change from previous year	15.4%	-6.7%	—	3.6%	-1.0%	% change -3.3%

<i>Characteristics — 2011</i>	
Type of Offense	
Rape by Force	96.2%
Attempts to Rape	3.8%
Months of Highest Occurrence	
March	10.7%
July	10.2%
January	9.7%
Value of Property Stolen during Offense	
Total	\$208.00
Per Incident Average	\$0.53
Clearance Rate	
181 Offenses Cleared	46.3%
Arrests/Crime Ratio.....	0.19

<i>Profile of Persons Arrested</i>	
75 Arrests	
Age	
17 and under	29.3%
18–24	24.0%
25–29	5.3%
30–34	6.7%
35–39	10.7%
40 and over	24.0%
Sex	
Male	98.7%
Female	1.3%

<i>Rape by Type of Offense, 2010–2011</i>			
	2010	2011	% change
Forcible Rape	385	376	-2.3%
Attempted Rape	4	15	275.0%
Totals	389	391	0.5%


Rapes — Comparative Data 2010–2011



ROBBERY

Robbery is defined by UCR as “the felonious and forcible taking of the property of another against his will by violence or by putting him in fear.” All attempts to rob are included in the UCR report.

“1. A person is guilty of robbery if he commits or attempts to commit theft and at the time of his actions: A. He recklessly inflicts bodily injury on another; B. He threatens to use force against any person present with the intent (1) to prevent or overcome resistance to the taking of the property, ...; or (2) to compel the person in control of the property to give it up ...; C. He uses physical force on another with the intent enumerated in paragraph B, subparagraphs (1) and (2); D. He intentionally inflicts or attempts to inflict bodily injury on another; or E. He or an accomplice to his knowledge is armed with a dangerous weapon ...” M.R.S.A. Title 17-A, § 65, 1



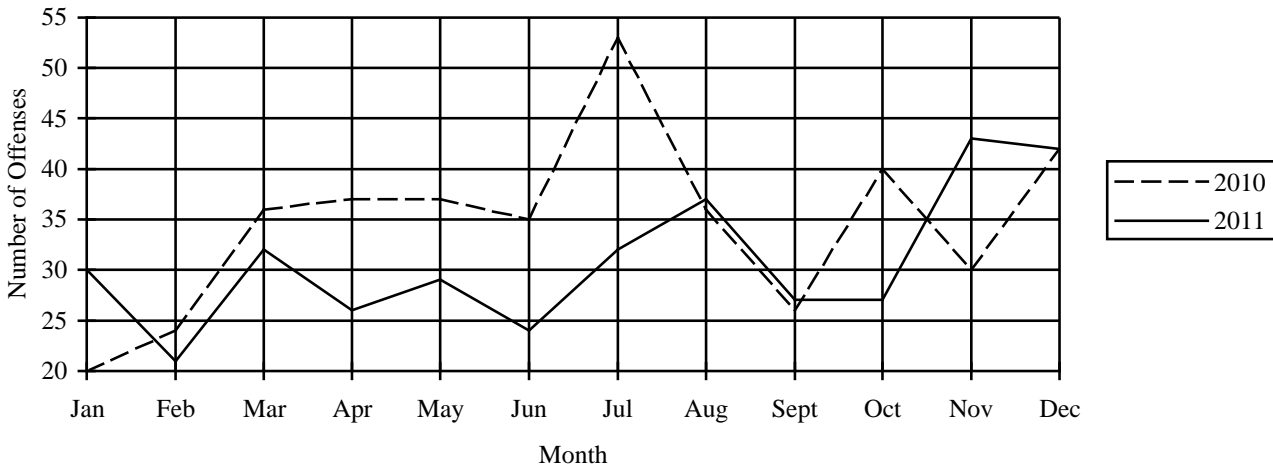
Trend

Year	2007	2008	2009	2010	2011	2007–2011
Number reported	349	332	398	416	370	
% change from previous year	-8.9%	-4.9%	19.9%	4.5%	-11.1%	
						% change 6.0%
Rate per 1,000	0.26	0.25	0.30	0.31	0.28	
% change from previous year	-10.3%	-3.0%	19.0%	2.7%	-10.6%	
						% change 7.7%

Characteristics — 2011

Type of Weapon Used		Months of Highest Occurrence	
Firearm	20.8%	November	11.6%
Knife/Cutting Instrument	19.7%	December	11.4%
Other Dangerous Weapon	12.2%	August	10.0%
Hands, Fists, Feet	47.3%		
Place of Occurrence		Value of Property Stolen during Offense	
Street, Alley	24.6%	Total	\$281,500.00
Business Establishment	33.0%	Per Incident Average	\$760.81
Residence	18.6%	Clearance Rate	
Banks	4.9%	186 Offenses Cleared	50.3%
Miscellaneous	18.9%	Arrests/Crime Ratio	0.56

Robberies — Comparative Data 2010–2011



***Profile of Persons Arrested
208 Arrests***

Age	
17 and under	9.1%
18–24	33.2%
25–29	26.4%
30–34	12.0%
35–39	7.2%
40 and over	12.00%
Sex	
Male	87.5%
Female	12.5%

Robbery by Weapon Type, 2010–2011

	2010	2011	% change
Firearm	76	77	1.3%
Knife	70	73	4.3%
Other Weapon	57	45	-21.1%
Strong Arm	213	175	-17.8%
Totals	416	370	-11.1%

Robbery by Classification, 2010–2011

Classification	Number of Offenses			Value Stolen		
	2010	2011	% change	2010	2011	% change
Highway	110	91	-17.3%	\$35,703.00	\$17,103.00	-52.1%
Commercial House	63	84	33.3%	\$151,522.00	\$68,093.00	-55.1%
Gas/Service Station	9	2	-77.8%	\$3,709.00	\$485.00	-86.9%
Convenience Store	47	36	-23.4%	\$12,134.00	\$18,985.00	56.5%
Residence	108	69	-36.1%	\$158,855.00	\$37,333.00	-76.5%
Bank/Lending Inst.	14	18	28.6%	\$41,180.00	\$112,514.00	173.2%
Miscellaneous	65	70	7.7%	\$36,311.00	\$26,987.00	-25.7%
Totals	416	370	-11.1%	\$439,414.00	\$281,500.00	-35.9%

<i>Robbery Type by County</i>									
County		Highway	Commercial House	Gas Station	Convenience Store	Residence	Bank	Misc.	Total
Androscoggin									
	2011	7	19	1	6	16	—	12	61
	2010	8	12	—	19	18	—	7	64
Aroostook									
	2011	1	1	—	—	1	—	4	7
	2010	1	—	1	—	2	—	3	7
Cumberland									
	2011	40	38	1	13	14	4	27	137
	2010	66	28	5	11	40	6	26	182
Franklin									
	2011	—	2	—	—	1	—	1	4
	2010	—	—	—	1	—	—	—	1
Hancock									
	2011	—	—	—	—	1	—	—	1
	2010	3	2	—	—	2	—	1	8
Kennebec									
	2011	8	7	—	7	8	6	1	37
	2010	4	6	1	2	11	1	4	29
Knox									
	2011	2	4	—	—	1	—	3	10
	2010	—	—	—	—	—	—	—	0
Lincoln									
	2011	—	—	—	—	—	—	—	0
	2010	—	—	—	4	2	—	2	8
Oxford									
	2011	1	—	—	—	3	—	2	6
	2010	1	1	—	2	1	1	—	6
Penobscot									
	2011	16	7	—	5	10	4	5	47
	2010	12	4	—	1	18	4	2	41
Piscataquis									
	2011	—	—	—	—	—	—	—	0
	2010	—	—	—	—	—	—	—	0
Sagadahoc									
	2011	—	—	—	—	—	—	1	1
	2010	1	—	—	1	—	—	1	3
Somerset									
	2011	1	3	—	1	—	—	—	5
	2010	3	1	—	2	2	—	2	10
Waldo									
	2011	—	—	—	—	—	1	—	1
	2010	1	1	—	—	—	—	1	3
Washington									
	2011	1	—	—	—	2	—	2	5
	2010	2	—	—	—	3	—	2	7
York									
	2011	14	3	—	4	12	3	12	48
	2010	8	8	2	4	9	2	14	47

AGGRAVATED ASSAULT

An aggravated assault is an attempt or offer, with unlawful force or violence, to do physical injury to another. This type of assault is usually accompanied by the use of a weapon or other means likely to produce death or serious bodily injury. Attempts are included since it is not necessary that an injury result when a gun, knife, or other weapon is used which could and probably would result in serious personal injury if the crime is successfully completed. Assaults with personal weapons (hands, fists, feet) are scored as aggravated if there is personal injury requiring more than simple first aid to treat.

Aggravated Assault: "1. A person is guilty of aggravated assault if he ... causes: A. Serious bodily injury to another; or, B. Bodily injury to another with use of a dangerous weapon; or, C. Bodily injury to another under circumstances manifesting extreme indifference to the value of human life." M.R.S.A. Title 17-A, § 208

Assault while Hunting: "1. A person is guilty of assault while hunting if ... he, with criminal negligence, causes bodily injury to another with the use of a dangerous weapon." M.R.S.A. Title 17-A, § 208-A

Assault on an Officer: "1. A person is guilty of assault on an officer if: A. ... causes bodily injury to a law enforcement officer while the officer is in the performance of his official duties; or, B. While in custody in a penal institution or other facility pursuant to an arrest or ... court order, he commits an assault on a member of the staff of the institution ..." M.R.S.A. Title 17-A, § 752-A

Not included in this class are simple (non-aggravated) assaults. Simple assaults are non-index offenses, although a record is kept of these assaults on an "offenses known to police" form. During 2011 there were 11,814 simple assaults reported (+11.7% from 2010), with a clearance rate of 74.9%. These simple assaults are included in the report of domestic assaults, and assaults on law enforcement officers.

Crime Clock



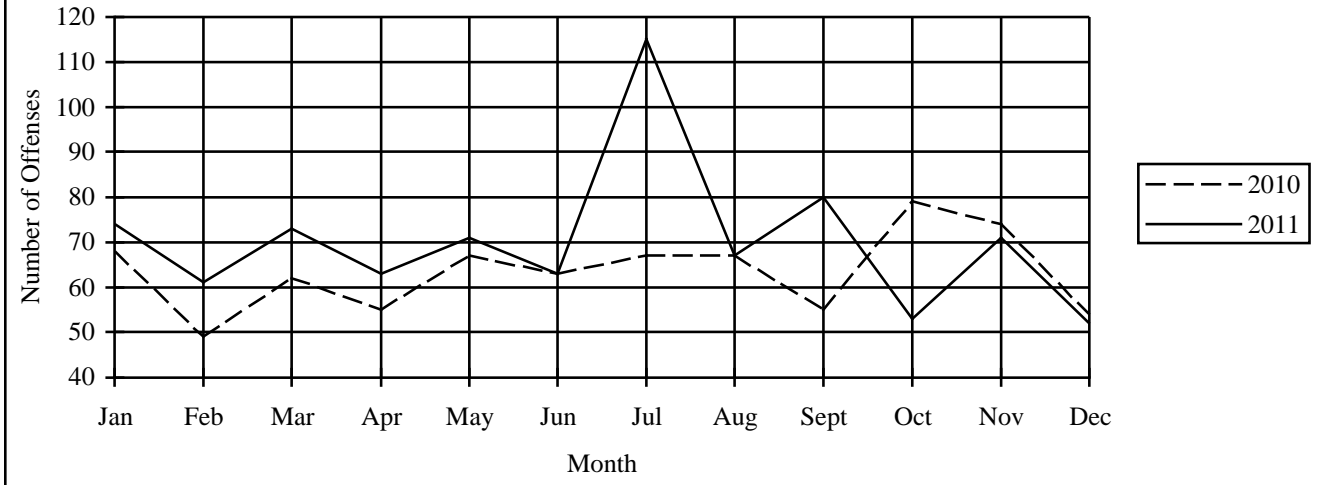
<i>Trend</i>						
Year	2007	2008	2009	2010	2011	2007-2011
Number reported	793	813	742	760	843	
% change from previous year	1.7%	2.5%	-8.7%	2.4%	10.9%	% change 6.3%
Rate per 1,000	0.60	0.62	0.56	0.57	0.63	
% change from previous year	1.7%	3.3%	-9.3%	1.3%	10.1%	% change 5.0%

<i>Characteristics — 2011</i>	
Type of Weapon Used	
Firearms	7.1%
Knife/Cutting Instrument	20.9%
Hands, Fists, Feet	38.6%
Other Dangerous Weapons	33.5%
Months of Highest Occurrence	
July	13.6%
September	9.5%
January	8.8%
Clearance Rate	
644 Offenses Cleared	76.4%
Arrests/Crime Ratio	0.53

<i>Profile of Persons Arrested</i>	
447 Arrests	
Age	
17 and under	7.2%
18-24	27.1%
25-29	17.9%
30-34	13.2%
35-39	8.9%
40 and over	25.7%
Sex	
Male	83.9%
Female	16.1%

<i>Aggravated Assault by Weapon Type, 2010-2011</i>					
	Firearm	Knife	Other Weapon	Strong Arm	Totals
2010	47	158	228	327	760
2011	60	176	282	325	843
% change	27.7%	11.4%	23.7%	-0.6%	10.9%

Aggravated Assaults — Comparative Data 2010–2011



DOMESTIC VIOLENCE

Due to problems of abuse and domestic violence between family or household members, the 109th Maine Legislature enacted a law entitled “An Act Concerning Abuse between Household and Family Members.” The law, Chapter 578 of the Public Laws of 1979, mandates the reporting of domestic violence data by law enforcement agencies and the collection of such data (Title 19, § 770 [1]) by the Uniform Crime Reporting Unit, State Bureau of Identification, Department of Public Safety.

During 2011:

- Of a grand total of 113,102 reported assaults, 5,360 or 4.7% were identified as occurring between household

or family members.

- Domestic assaults increased 4.7% (243 offenses) from the 2010 figure of 5,117.
- Law enforcement agencies cleared 4,533 domestic assaults for a clearance rate of 84.6%.
- Of the 5,360 domestic assaults, 96.2% involved personal weapons (hands, fists, feet).

Crime Clock



Breakdown of Reported Domestic Assaults by County, 2010–2011

County	2010 Number of Offenses	2010 Percent of Total	2011 Number of Offenses	2011 Percent of Total	Percent Change Offenses
Androscoggin	585	11.4%	529	9.9%	-9.6%
Aroostook	224	4.4%	203	3.8%	-9.4%
Cumberland	1,008	19.7%	1,057	19.7%	4.9%
Franklin	146	2.9%	144	2.7%	-1.4%
Hancock	98	1.9%	134	2.5%	36.7%
Kennebec	667	13.0%	662	12.4%	-0.7%
Knox	105	2.1%	117	2.2%	11.4%
Lincoln	103	2.0%	93	1.7%	-9.7%
Oxford	225	4.4%	232	4.3%	3.1%
Penobscot	439	8.6%	458	8.5%	4.3%
Piscataquis	32	0.6%	54	1.0%	68.8%
Sagadahoc	61	1.2%	89	1.7%	45.9%
Somerset	201	3.9%	223	4.2%	10.9%
Waldo	131	2.6%	118	2.2%	-9.9%
Washington	102	2.0%	110	2.1%	7.8%
York	990	19.3%	1,137	21.2%	14.8%
Totals	5,117	100.0%	5,360	100.0%	4.7%

<i>Domestic Violence Assaults Comparison Data 2010–2011</i>				
Situations/Relationships	2010 Number of Offenses	2010 % of Total	2011 Number of Offenses	2011 % of Total
Male Assault on Female				
Firearm	9	.2	15	.3
Knife, Cutting Instrument	23	.4	16	.3
Other Dangerous Weapon	41	.8	56	1.0
Hands, Aggravated Injury	63	1.2	90	1.7
Hands, Not Aggravated	2,749	53.7	2,740	51.1
Total Male Assault on Female	2,885	56.4	2,917	54.4
Female Assault on Male				
Firearm	1	<.1	3	<.1
Knife, Cutting Instrument	25	.5	19	.4
Other Dangerous Weapon	24	.5	31	.6
Hands, Aggravated Injury	10	.2	16	.3
Hands, Not Aggravated	1,020	19.9	1,074	20.0
Total Female Assault on Male	1,080	21.1	1,143	21.3
Parent Assault on Child				
Firearm	2	<.1	1	<.1
Knife, Cutting Instrument	5	<.1	4	<.1
Other Dangerous Weapon	9	.2	13	.2
Hands, Aggravated Injury	21	.4	19	.4
Hands, Not Aggravated	386	7.5	470	8.8
Total Parent Assault on Child	423	8.3	507	9.5
Child Assault on Parent				
Firearm	—	<.1	—	<.1
Knife, Cutting Instrument	2	<.1	5	<.1
Other Dangerous Weapon	4	<.1	7	.1
Hands, Aggravated Injury	—	<.1	6	.1
Hands, Not Aggravated	232	4.5	230	4.3
Total Child Assault on Parent	238	4.7	248	4.6
All Other Domestic Assaults				
Firearm	1	<.1	3	<.1
Knife, Cutting Instrument	3	<.1	15	.3
Other Dangerous Weapon	20	.4	14	.3
Hands, Aggravated Injury	9	.2	12	.2
Hands, Not Aggravated	458	9.0	501	9.3
Total All Other Domestic Assaults	491	9.6	545	10.2
Grand Total All Domestic Assaults	5,117	100.0	5,360	100.0
Domestic Assaults/Type of Weapon				
Firearm	13	.3	22	.4
Knife, Cutting Instrument	58	1.1	59	1.1
Other Dangerous Weapon	98	1.9	121	2.3
Hands, Aggravated Injury	103	2.0	143	2.7
Hands, Not Aggravated	4,845	94.7	5,015	93.6
Total Domestic Assaults	5,117	100.0	5,360	100.0
Total All Domestic Assaults	5,117	45.1	5,360	40.9
Total All Reported Assaults	11,341	100.0	13,102	100.0