

**HATE CRIME**

Commencing in 1992, law enforcement officers are to report hate crimes as a supplementary report to the UCR program. Under Title 25 sec. 1544, hate crimes are defined as those that “manifest evidence of prejudice based on race, religion, sexual orientation or ethnicity ...”. On June 26, 1997, disability bias was added to the definition of hate crime, creating two new categories: Anti-Mental Disability and Anti-Physical Disability. Maine’s hate crimes are further reported to the FBI as part of the federal Hate Crimes Statistics Act.

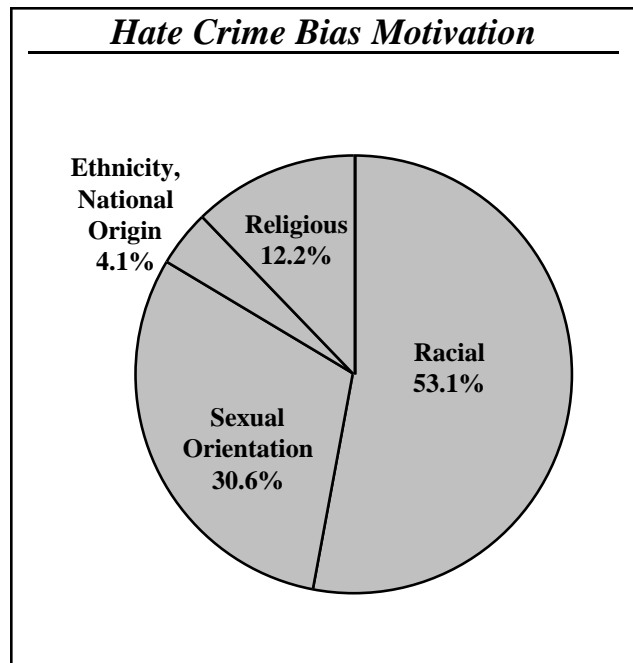
The reported number of hate crime incidents in Maine in 2009 was 49. These incidents involved 54 victims with at least 57 offenders, and resulted in a total of 57 offenses.

<b>Hate Crime 2009</b>	
Number of incidents .....	49
Number of victims .....	54
Number of offenders .....	57
Number of offenses .....	57

In 2009, the most commonly reported bias motivation was racial. The second largest percentage was sexual orientation and the third religious hate crimes.

<b>Hate Crime Bias Motivation</b>				
Bias Nature	Group %	Bias Type	Incidents of bias	% of Total
Racial	53.1%	Anti-White	1	2.0%
		Anti-Black	21	42.9%
		Anti-American Indian/ Alaskan Native	1	2.0%
		Anti-Asian/Pacific Islander	2	4.1%
		Anti-Multi-Races Group	1	2.0%
		Sexual Orientation	30.6%	Anti-Male Homosexual
		Anti-Female Homosexual	2	4.1%
		Anti-Homosexual (Male & Female)	3	6.1%
		Anti-Heterosexual	—	—
		Anti-Bisexual	—	—
Ethnicity, National Origin	4.1%	Anti-Hispanic	1	2.0%
		Anti-Other Ethnic/ National Origin	1	2.0%
Religious	12.2%	Anti-Jewish	5	10.2%
		Anti-Catholic	—	—
		Anti-Protestant	—	—
		Anti-Islamic (Moslem)	1	2.0%

<b>Hate Crime Bias Motivation (cont.)</b>				
Bias Nature	Group %	Bias Type	Incidents of bias	% of Total
Religious	12.2%	Anti-Other Religion	—	—
		Anti-Multi-Religious Group	—	—
		Anti-Atheist/ Agnostic	—	—
Disability	—	Anti-Mental Disability	—	—
		Anti-Physical Disability	—	—
Not Reported			—	—
Total	100.0%	Total	49	100.0%



The most frequently reported location of bias crimes in 2009 was residences and homes. The second most common location was highways, roads, alleys and streets, and the third was schools and colleges.

<b>Hate Crime Locations</b>		
Location	Incidents	%
Air/Bus/Train Terminal	1	2.0%
Bank/Savings and Loan	—	—
Bar/Nightclub	—	—
Church/Synagogue/Temple	1	2.0%
Commercial/Office Building	1	2.0%
Construction Site	—	—
Convenience Store	2	4.1%

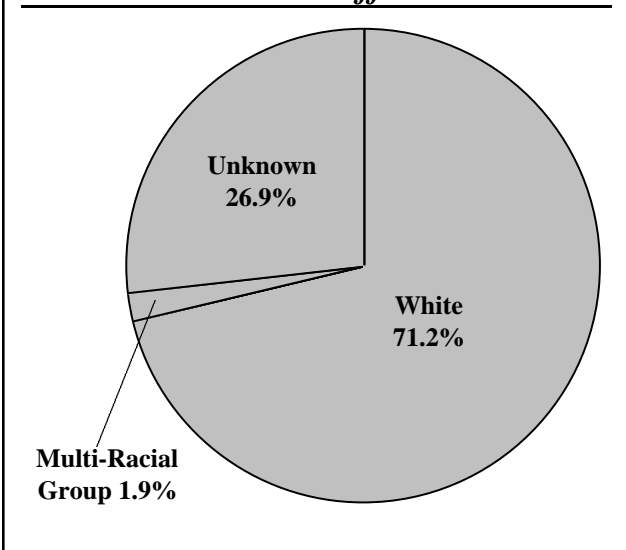
***Hate Crime Locations (cont.)***

Location	Incidents	%
Department/Discount Store	—	—
Drug Store/Doctor's Office/Hospital	—	—
Field/Woods	1	2.0%
Government/Public Building	—	—
Grocery/Supermarket	1	2.0%
Highway/Road/Street/Alley	10	20.4%
Hotel/Motel	—	—
Jail/Prison	—	—
Lake/Waterway	—	—
Liquor Store	—	—
Parking Lot/Garage	4	8.2%
Rental Storage Facility	—	—
Residence/Home	15	30.6%
Restaurant	2	4.1%
School/College	8	16.3%
Service/Gas Station	—	—
Specialty Store	—	—
Other/Unknown	3	6.1%
<b>Total</b>	<b>49</b>	<b>100.0%</b>

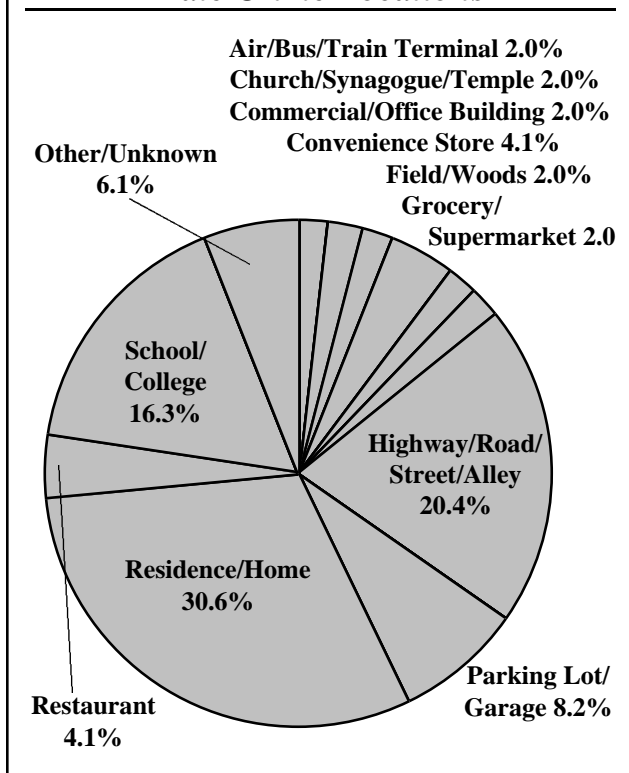
***Hate Crime Offenders by Race***

Suspected Offenders' Race	No.	% of Total
White	37	71.2%
Black	—	—
American Indian/Alaskan Native	—	—
Asian/Pacific Islander	—	—
Multi-Racial Group	1	1.9%
Unknown	14	26.9%
<b>Total</b>	<b>52</b>	<b>100.0%</b>

***Hate Crime Offenders***



***Hate Crime Locations***



Information on the victims of hate crimes is limited to victim type. While bias motivation information identifies the offender's bias, it is important to note that the victim may not actually belong to the group the offender sought to harm. For this reason, information on the victims' actual group membership is not recorded.

Victim type, in the hate crime data collection program is listed as: individual, business, financial institution, government, religious organization, society/public, other and unknown. Of these victim types, individuals were reported to be the main hate crime target.

***Hate Crime Offenses by Victim Type***

Victim Type	No.	% of Total
Individual	46	93.9%
Business	—	—
Financial Institution	—	—
Government	1	2.0%
Religious Organization	1	2.0%
Society/Public	—	—
Other	1	2.0%
Unknown	—	—
Not Reported	—	—
<b>Total</b>	<b>49</b>	<b>100.0%</b>

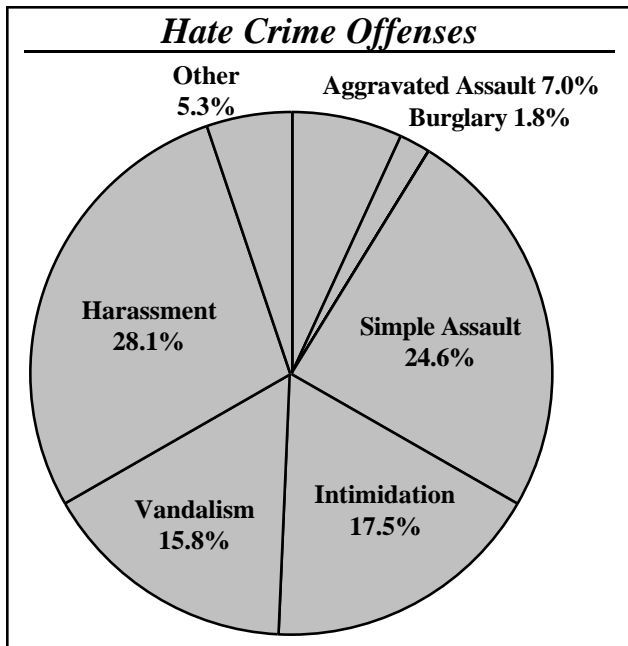
The most common race of suspected offender of hate crimes was white.

Offense information in the hate crime data collection program are defined in accordance with federal Uniform Crime Reporting definitions and do not necessarily conform to Maine state definitions. Complete offense definitions are available in the appendix to this publication.

Hate crime offense information falls into the eight index crimes — murder, rape, robbery, aggravated assault, burglary, larceny-theft, motor vehicle theft, and arson — plus the non-index crimes of simple assault, intimidation and vandalism. Additionally, Maine’s hate crime reporting statute provides for the reporting of harassment as a supplemental offense category.

<i>Hate Crime by Offense</i>		
Offense	Volume	% of Total
Murder	—	—
Rape	—	—
Robbery	—	—
Aggravated Assault	4	7.0%
Burglary	1	1.8%
Larceny-Theft	—	—
Motor Vehicle Theft	—	—
Arson	—	—
Simple Assault	14	24.6%
Intimidation	10	17.5%
Vandalism	9	15.8%
Harassment*	16	28.1%
Other	3	5.3%
<b>Total</b>	<b>57</b>	<b>100.0%</b>

\*Harassment not included as a federal hate crime offense.



## *Offenses Reported by Agency*

<b>Aroostook County Sheriff's Office</b>	
1 Burglary	Anti-Black
<b>Auburn Police Dept.</b>	
1 Simple Assault	Anti-Black
<b>Augusta Police Dept.</b>	
1 Aggravated Assault	Anti-Black
2 Harassment	Anti-Male Homosexual (Gay)
2 Terrorizing	Anti-Male Homosexual (Gay)
1 Simple Assault	Anti-Asian/Pacific Islander
1 Intimidation	Anti-Black
1 Other – Disorderly Conduct	Anti-Black
<b>Biddeford Police Dept.</b>	
1 Simple Assault	Anti-Male Homosexual (Gay)
<b>Cumberland County Sheriff's Office</b>	
1 Destruction/Damage/Vandalism	Anti-Jewish
<b>Ellsworth Police Dept.</b>	
1 Harassment	Anti-Multi-Races Group
<b>Gorham Police Dept.</b>	
1 Intimidation	Anti-Other Ethnicity/National Origin
1 Destruction/Damage/Vandalism	Anti-Asian/Pacific Islander
<b>Kennebunk Police Dept.</b>	
1 Harassment	Anti-Black
<b>Lewiston Police Dept.</b>	
1 Simple Assault	Anti-White
1 Simple Assault	Anti-Black
<b>Old Orchard Beach Police Dept.</b>	
1 Intimidation	Anti-Female Homosexual (Lesbian)
1 Harassment	Anti-Female Homosexual (Lesbian)
1 Harassment	Anti-Jewish
<b>Orono Police Dept.</b>	
1 Simple Assault	Anti-Male Homosexual
1 Intimidation	Anti-Islamic (Muslim)
1 Destruction/Damage/Vandalism	Anti-Islamic (Muslim)
<b>Portland Police Dept.</b>	
2 Harassment	Anti-Black
1 Simple Assault	Anti-Black
1 Destruction/Damage/Vandalism	Anti-Black
1 Harassment	Anti-Jewish
1 Simple Assault	Anti-Female Homosexual (Lesbian)
1 Harassment	Anti-Female Homosexual (Lesbian)
2 Simple Assault	Anti-Male Homosexual (Gay)
1 Harassment	Anti-Male Homosexual (Gay)
1 Intimidation	Anti-Male Homosexual (Gay)
<b>Rumford Police Dept.</b>	
1 Intimidation	Anti-Black
<b>Saco Police Dept.</b>	
1 Destruction/Damage/Vandalism	Anti-Homosexual (Gay & Lesbian)
1 Aggravated Assault	Anti-Jewish
<b>Sagadahoc County Sheriff's Office</b>	
1 Harassment	Anti-Black
<b>Sanford Police Dept.</b>	
2 Harassment	Anti-Black
1 Simple Assault	Anti-Black
1 Intimidation	Anti-Black
1 Aggravated Assault	Anti-Male Homosexual (Gay)
<b>South Portland Police Dept.</b>	
2 Intimidation	Anti-Homosexual (Gay & Lesbian)
1 Simple Assault	Anti-Male Homosexual (Gay)
1 Destruction/Damage/Vandalism	Anti-Jewish
1 Destruction/Damage/Vandalism	Anti-Black
1 Simple Assault	Anti-Black
<b>Topsham Police Dept.</b>	
1 Intimidation	Anti-Black
<b>University of Southern Maine Police Dept., Gorham</b>	
1 Harassment	Anti-American Indian/Alaskan Native
<b>Washington County Sheriff's Office</b>	
1 Aggravated Assault	Anti-Hispanic
<b>York County Sheriff's Office</b>	
1 Harassment	Anti-Black
<b>Maine State Police</b>	
1 Simple Assault	Anti-Black
1 Destruction/Damage/Vandalism	Anti-Black
1 Destruction/Damage/Vandalism	Anti-Male Homosexual (Gay)
<b>22 agencies</b>	<b>57 offenses</b>