

MURDER/NON-NEGLIGENT MANSLAUGHTER SUMMARY, 2009

Date and Location of Incident	Victim		Assailant		Weapon Used	Relationship of Victim to Offender	Circumstances
	Age	Sex	Age	Sex			
01/08/2009 Wells	39	M	42	F	Arson	Husband	Victim died after being set on fire while he slept. Wife charged with murder.
02/20/2009 Bethel	25	M	23	M	Blunt Object	Acquaintance	Victim beaten to death. Former employee charged with murder.
04/16/2009 Warren	64	M	Unk.	Unk.	Hands, fists, feet	Unknown	Victim beaten to death at the Maine State Prison. Investigation continues.
04/18/2009 South Portland	50	M	50	M	Gun	Acquaintance	Victim shot to death in home by friend. Suspect later indicted for manslaughter.
04/19/2009 Waldoboro	27	F	24 42	M F	Knife/Cutting instrument	Acquaintance	Victim was stabbed to death in her vehicle after interrupting a burglary at her residence. Suspects charged with murder.
04/23/2009 Limestone	3 months	F	17	M	Hands, fists, feet	Daughter	Child died from head injuries. 17-year-old father charged with manslaughter.
04/25/2009 Acton	55	M	22	M	Gun	Father	Victim shot in front of residence. Son charged with murder.
04/28/2009 Westbrook	43	F	45	M	Knife/Cutting instrument	Wife	Wife was stabbed to death inside family home by her husband who then stabbed and killed himself.
05/12/2009 Portland	18	F	27	M	Hands, fists, feet	Girlfriend	Victim was strangled inside apartment and then set on fire. Boyfriend charged with murder.
06/29/2009 Lebanon	25	F	23	M	Unknown	Unknown	Victim was a missing person in 2006. Body found in June 2009. Suspect charged with murder.
06/30/2009 Biddeford	19 21	M M	55	M	Gun	Other — known to victim	Victims were shot to death in street. Suspect charged with 2 counts of murder.
08/03/2009 Rumford	22 48	M M	19 20	M M	Gun	Acquaintance Stranger	Victims shot to death inside 48-year-old victim's home. Suspects charged with 2 counts of murder.
08/08/2009 Bangor	19	F	34 27	M M	Knife/Cutting instrument	Acquaintance Acquaintance	Victim was found stabbed to death in shack along river. Suspects charged with murder.
08/19/2009 Gorham	12	M	41	F	Fire/Incendiary	Son	Victim killed by mother when she set their vehicle on fire. Mother died in fire.
08/24/2009 Monmouth	80	F	43	M	Knife/Cutting instrument	Mother	Victim stabbed to death inside her home. Son arrested and charged with murder.
10/26/2006 Newport	76	M	45	M	Gun	Father	Victim shot to death inside his home. Son arrested after a 4-day manhunt.
10/28/2009 Portland	49	M	42	M	Motor vehicle	Other — known to victim	Victim was run down by suspect in vehicle. Suspect charged with murder.
10/31/2009 Anson	60	M	Unk.	Unk.	Firearm	Unknown	Victim found shot to death in his pickup truck parked near his home. Investigation is ongoing.

Date and Location of Incident	Victim		Assailant		Weapon Used	Relationship of Victim to Offender	Circumstances
	Age	Sex	Age	Sex			
11/11/2009 Portland	47	F	51	M	Knife/Cutting instrument	Girlfriend	Victim was found stabbed to death inside boyfriend's apartment. Boyfriend charged with murder.
11/16/2009 Old Orchard Beach	50	F	55	M	Gun	Wife	Victim shot and killed inside family home by husband, who shot and killed himself.
11/28/2009 Webster	47 47	M F	31	M	Gun	Acquaintance Acquaintance	Couple shot and killed inside home. Suspect charged with 2 counts of murder.
12/20/2009 Portland	31	M	Unk.	Unk.	Firearm	Unknown	Victim died as result of a homicide. Investigation is ongoing.
12/24/2009 Skowhegan	63	M	45	F	Knife/Cutting instrument	Otherwise known	Victim stabbed to death inside the suspect's apartment. Suspect charged with murder.



MURDER AND NON-NEGLIGENT MANSLAUGHTER

Murder and non-negligent manslaughter are described by UCR as the willful (non-negligent) killing of one human being by another — or a death that results from the commission of another criminal act.

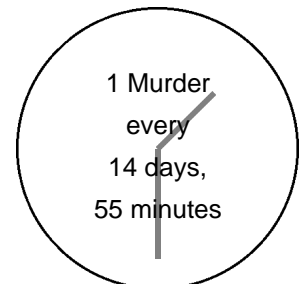
Murder — “1. A person is guilty of murder if: A. He intentionally or knowingly causes the death of another human being; B. He engages in conduct which manifests a depraved indifference to the value of human life ...; or C. ... causes another human being to commit suicide by the use of force, duress or deception.” M.R.S.A. Title 17-A, § 201

Felony Murder — “1. A person is guilty of felony murder if acting alone or with one or more other persons in the commission or attempt to commit immediate flight after committing or attempting to commit ... [another felony offense], he or another participant in fact causes the death of another human being ...” M.R.S.A. Title 17-A, § 202

Manslaughter — “1. A person is guilty of manslaughter if he: B. ... causes the death of another human being ... while under the influence of extreme anger or extreme fear ...” M.R.S.A. Title 17-A, § 203

Not included in the count for this offense classification are deaths caused by negligence, suicide, or accident. Although manslaughter by negligence is recorded on the “offenses known to police” form along with murder, it is not considered an index offense and is not discussed in this report. Attempts to murder or assaults to murder are scored as aggravated assaults and not murder.

Crime Clock



Year	Trend					2005–2009
	2005	2006	2007	2008	2009	
Number reported	19	21	21	31	26	
% change from previous year	—	10.5%	—	47.6%	-16.1%	% change 36.8%
Rate per 1,000	0.01	0.02	0.02	0.02	0.02	
% change from previous year	—	100.0%	—	—	—	% change 100.0%

Characteristics — 2009

Victim-Offender Relationship

Non-Stranger to Non-Stranger	80.8%
Stranger to Stranger	3.8%
Unknown	15.4%

Type of Weapon Used

Firearm	46.2%
Knife/Cutting Instrument	23.1%
Other/Undetermined	15.4%
Hands, Fists, Feet	11.5%
Other Dangerous Weapon	3.8%

Months of Highest Occurrence

April	23.1%
August	19.2%
November	15.4%

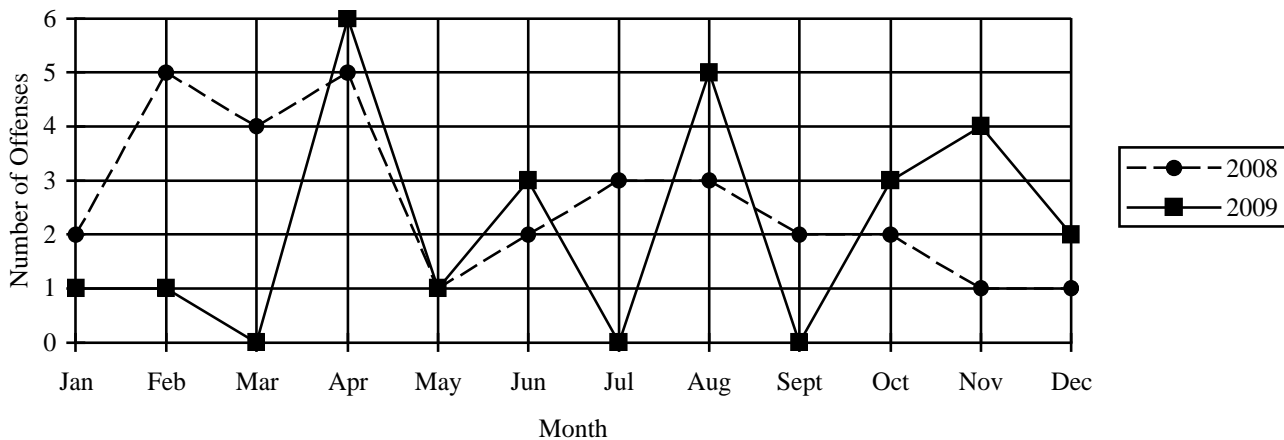
Value of Property Stolen during Offense

Total	\$.00
Per Incident Average.....	\$.00

Clearance Rate

24 Offenses Cleared	92.3%
Arrests/Crime Ratio.....	0.77

Murder & Non-Negligent Manslaughter — Comparative Data
2008-2009



Profile of Persons Arrested — 20 Arrests

Age

17 and under.....	5.0%
18-24.....	30.0%
25-29.....	15.0%
30-34.....	15.0%
35-39.....	0.0%
40 and over.....	35.0%

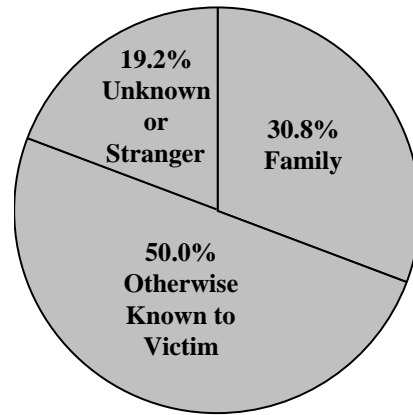
Sex

Male.....	85.0%
Female.....	15.0%

3 offenders committed suicide

Murder Distribution by Relationship (Victim to Offender)

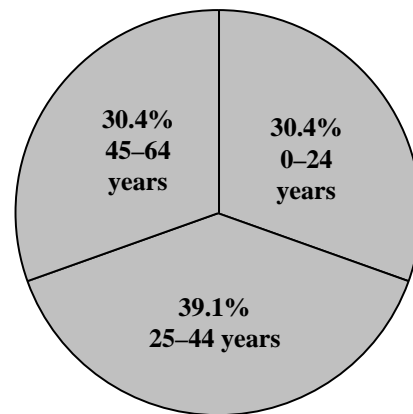
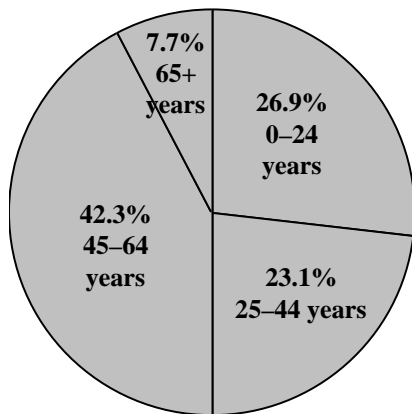
Relationship*	Number	% of Total
Husband	1	3.8%
Wife	2	7.7%
Son	1	3.8%
Daughter	1	3.8%
Father	2	7.7%
Mother	1	3.8%
Total Family	8	30.8%
Girlfriend/Boyfriend	2	7.7%
Acquaintance	11	42.3%
Stranger	1	3.8%
Unknown	4	15.4%
Total Other	18	69.2%
TOTAL	26	100.0%



*Number of relationships may not agree with number of victims due to instances of multiple offenders or multiple victims.

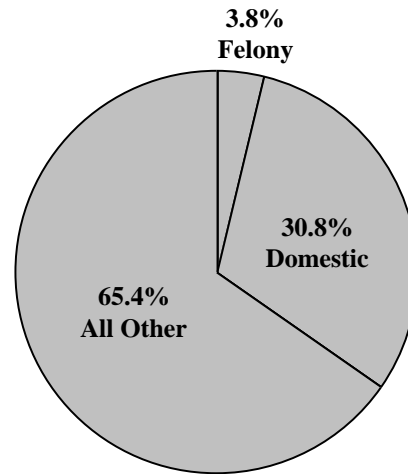
Murder Distribution by Age and Sex

Age of Victims	Male	Female	Total	Age of Offenders	Male	Female	Total
0–14 years	1	1	2	0–14 years	—	—	—
15–24 years	3	2	5	15–24 years	7	—	7
25–34 years	2	2	4	25–34 years	4	—	4
35–44 years	1	1	2	35–44 years	2	3	5
45–54 years	4	3	7	45–54 years	4	1	5
55–64 years	4	—	4	55–64 years	2	—	2
65+ years	1	1	2	65+ years	—	—	—
Total	16	10	26	Total	19	4	23



Murder Distribution by Circumstances

Circumstance**	Number	% of Total
Burglary	1	3.8%
Felony Total*	1	3.8%
Domestic Conflict	8	30.8%
Child Abuse/Neglect	2	7.7%
Other	12	46.2%
Unknown	3	11.5%
Other than Felony Total	25	96.2%
TOTAL	26	100.0%

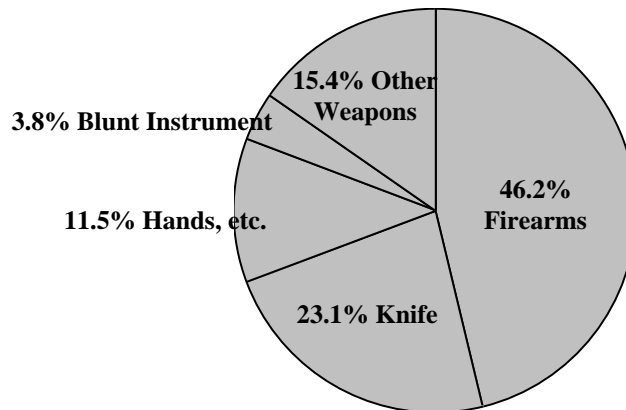


*Felony murder is defined as a killing which occurs in conjunction with the commission of another crime such as a robbery, arson, sexual assault or other felonious activities.

**Due to the unlimited set of possible circumstances surrounding homicides, it is difficult to provide a clear-cut or precise statistical category. In the intent of uniformity, the number of circumstance categories has been kept to a minimum. Caution is suggested in drawing generalizations from the data without more deliberate analysis. This table makes no attempt to analyze the motives of offenders, but rather to display general circumstances surrounding the events.

Murder Distribution by Weapon

Weapon	Number	% of Total
Firearm	12	46.2%
Knife, Cutting Instrument	6	23.1%
Hands, Fists, Feet	3	11.5%
Blunt Instrument	1	3.8%
Fire/Smoke Inhalation	2	7.7%
Other/Unknown	2	7.7%
Total	26	100.0%





FORCIBLE RAPE

Forcible rape is the carnal knowledge of a female forcibly and against her will.

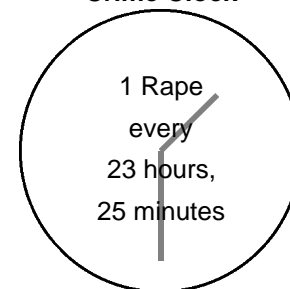
“A person is guilty of gross sexual assault if that person engages in a sexual act (direct genital contact) with another person and the person submits as a result of compulsion.” M.R.S.A. Title 17-A, § 253

This category is broken down into two categories: Rape by Force, and Attempted Forcible Rape. Carnal abuse without force (statutory rape) and other sex offenses are not included.

Forcible rape differs from other violent crimes in that the victim, in many cases, is reluctant to report the offense to police. The investigation by police, medical examination, court procedure, embarrassment and fear of any accompanying stigma have a deterrent effect on the victim’s willingness to make the offense known to police.

Maine has experienced increased availability in services such as rape crisis centers providing 24-hour hot lines and counselors, witness/victim assistants in district attorneys’ offices, improved medical practices and increased sensitivity by law enforcement personnel. The increased number of offenses identified in this report may be, in part, influenced by the increasing confidence of victims in the criminal justice system.

Crime Clock



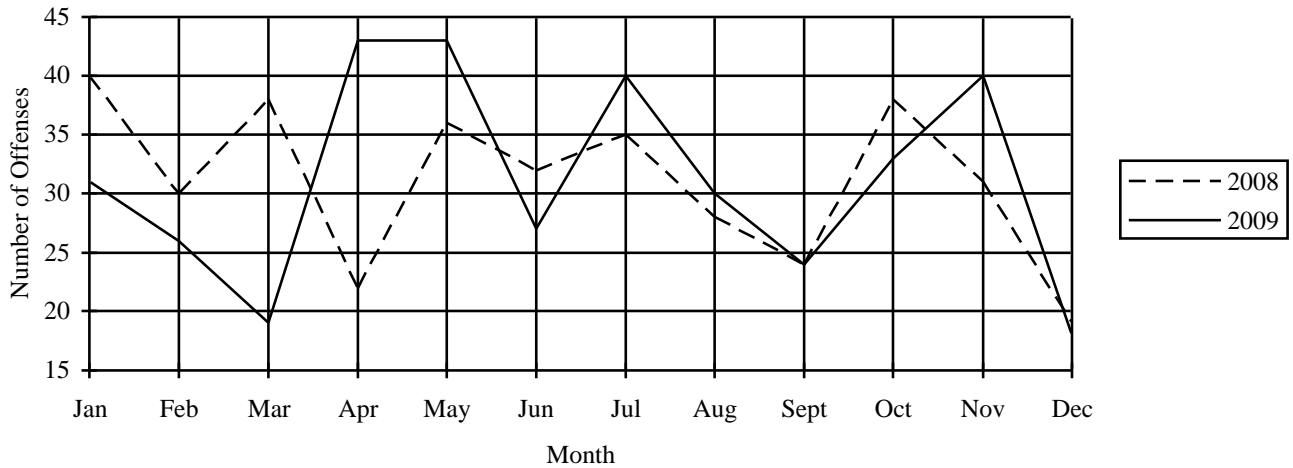
<i>Trend</i>						
Year	2005	2006	2007	2008	2009	2005–2009
Number reported	322	340	393	373	374	
% change from previous year	2.9%	5.6%	15.6%	-5.1%	0.3%	% change 16.1%
Rate per 1,000	0.24	0.26	0.30	0.28	0.28	
% change from previous year	—	8.3%	15.4%	-6.7%	-1.2%	% change 16.7%

<i>Characteristics — 2009</i>	
Type of Offense	
Rape by Force	97.1%
Attempts to Rape	2.9%
Months of Highest Occurrence	
April, May	11.5%
July, November	10.7%
October	8.8%
Value of Property Stolen during Offense	
Total	\$607.00
Per Incident Average	\$1.79
Clearance Rate	
147 Offenses Cleared	39.3%
Arrests/Crime Ratio.....	0.21

<i>Profile of Persons Arrested</i>	
77 Arrests	
Age	
17 and under	24.7%
18–24	19.5%
25–29	11.7%
30–34	15.6%
35–39	9.1%
40 and over	19.5%
Sex	
Male	98.7%
Female	1.3%

<i>Rape by Type of Offense, 2008–2009</i>			
	2008	2009	% change
Forcible Rape	367	363	-1.1%
Attempted Rape	6	11	83.3%
Totals	373	374	0.3%

Rapes — Comparative Data 2008–2009



ROBBERY

Robbery is defined by UCR as “the felonious and forcible taking of the property of another against his will by violence or by putting him in fear.” All attempts to rob are included in the UCR report.

“1. A person is guilty of robbery if he commits or attempts to commit theft and at the time of his actions: A. He recklessly inflicts bodily injury on another; B. He threatens to use force against any person present with the intent (1) to prevent or overcome resistance to the taking of the property, ...; or (2) to compel the person in control of the property to give it up ...; C. He uses physical force on another with the intent enumerated in paragraph B, subparagraphs (1) and (2); D. He intentional-

Crime Clock



ly inflicts or attempts to inflict bodily injury on another; or E. He or an accomplice to his knowledge is armed with a dangerous weapon ... ” M.R.S.A. Title 17-A, § 65, 1

Trend

Year	2005	2006	2007	2008	2009	2005–2009
Number reported	323	383	349	332	398	
% change from previous year	12.2%	18.6%	-8.9%	-4.9%	19.9%	% change 23.2%
Rate per 1,000	0.24	0.29	0.26	0.25	0.30	
% change from previous year	9.1%	20.8%	-10.3%	-3.0%	19.0%	% change 25.0%

Characteristics — 2009

Type of Weapon Used		Months of Highest Occurrence	
Hands, Fists, Feet	58.3%	October	12.1%
Firearm	18.8%	August	10.1%
Knife/Cutting Instrument	12.8%	July	9.8%
Other Dangerous Weapon	10.1%	Value of Property Stolen during Offense	
Place of Occurrence		Total	\$224,325.00
Street, Alley	35.4%	Per Incident Average	\$563.63
Business Establishment	23.4%	Clearance Rate	
Residence	21.1%	147 Offenses Cleared	36.9%
Miscellaneous	13.6%	Arrests/Crime Ratio	0.46
Banks	6.5%		

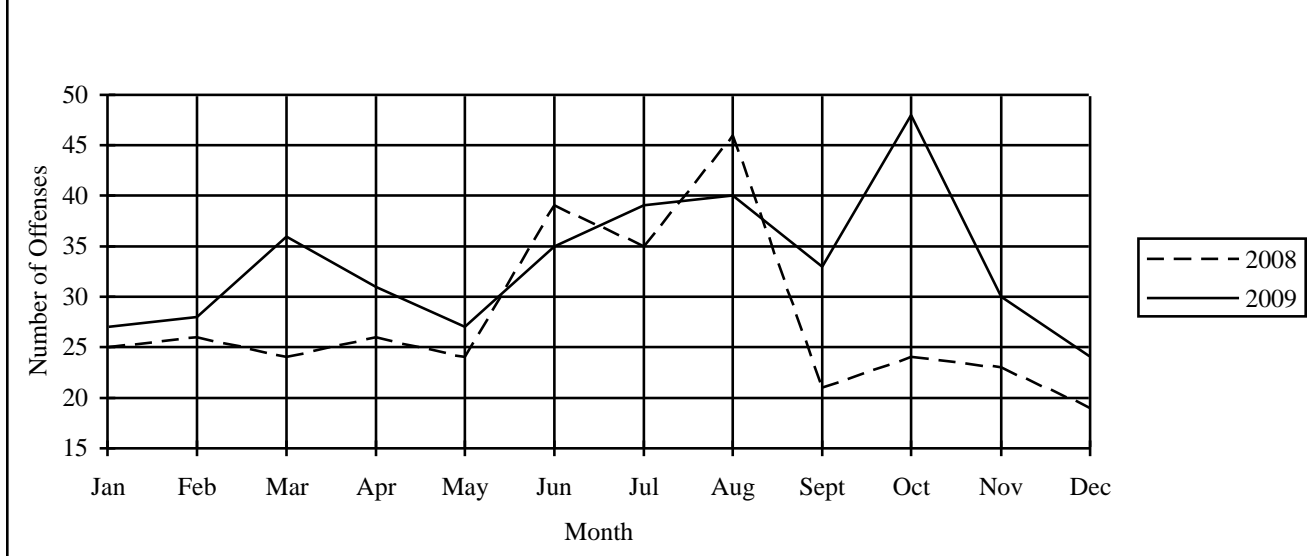
**Profile of Persons Arrested
184 Arrests**

Age	
17 and under	8.2%
18–24	51.1%
25–29	19.0%
30–34	9.2%
35–39	4.3%
40 and over	8.2%
Sex	
Male	88.6%
Female	11.4%

Robbery by Weapon Type, 2008–2009

	2008	2009	% change
Firearm	53	75	41.5%
Knife	42	51	21.4%
Other Weapon	36	40	11.1%
Strong Arm	201	232	15.4%
Totals	332	398	19.9%

Robberies — Comparative Data 2008–2009



<i>Robbery Type by County</i>									
County		Highway	Commercial House	Gas Station	Convenience Store	Residence	Bank	Misc.	Total
Androscoggin									
	2009	11	11	1	5	20	3	7	58
	2008	15	7	—	2	14	1	9	48
Aroostook									
	2009	2	—	—	—	1	—	1	4
	2008	1	1	—	1	2	—	2	7
Cumberland									
	2009	71	26	4	13	27	9	19	169
	2008	63	27	1	11	29	—	21	152
Franklin									
	2009	—	—	—	1	—	—	—	1
	2008	—	1	—	—	1	—	—	2
Hancock									
	2009	1	—	—	—	1	—	—	2
	2008	1	—	—	—	1	—	—	2
Kennebec									
	2009	6	2	1	5	6	4	4	28
	2008	4	3	—	—	5	2	3	17
Knox									
	2009	1	—	—	—	—	—	1	2
	2008	—	—	—	—	—	—	—	—
Lincoln									
	2009	2	—	—	—	—	—	—	2
	2008	—	—	—	—	—	—	—	—
Oxford									
	2009	—	—	1	1	1	—	1	4
	2008	1	—	—	1	—	2	2	6
Penobscot									
	2009	29	8	—	4	10	3	2	56
	2008	12	4	1	4	11	—	6	38
Piscataquis									
	2009	—	—	—	—	—	—	—	—
	2008	—	—	—	1	—	—	—	1
Sagadahoc									
	2009	—	—	—	2	1	1	—	4
	2008	—	—	—	—	2	—	2	4
Somerset									
	2009	2	—	1	—	2	1	2	8
	2008	1	—	1	1	4	1	1	9
Waldo									
	2009	—	—	—	—	2	—	—	2
	2008	—	—	—	—	—	—	—	—
Washington									
	2009	—	—	—	—	—	—	—	—
	2008	—	—	—	1	—	—	—	1
York									
	2009	16	3	1	3	13	5	17	58
	2008	19	1	1	4	7	7	6	45

Robbery by Classification, 2008–2009

Classification	Number of Offenses			Value Stolen		
	2008	2009	% change	2008	2009	% change
Highway	117	141	20.5%	\$34,624.00	\$25,004.00	-27.8%
Commercial House	44	50	13.6%	\$17,922.00	\$15,357.00	-14.3%
Gas/Service Station	4	9	125.0%	\$760.00	\$647.00	-14.9%
Convenience Store	26	34	30.8%	\$4,572.00	\$11,214.00	145.3%
Residence	76	84	10.5%	\$25,600.00	\$36,630.00	43.1%
Bank/Lending Inst.	13	26	100.0%	\$25,033.00	\$106,429.00	352.2%
Miscellaneous	52	54	3.8%	\$12,088.00	\$29,044.00	140.3%
Totals	332	398	19.9%	\$120,599.00	\$224,325.00	86.0%

**AGGRAVATED ASSAULT**

An aggravated assault is an attempt or offer, with unlawful force or violence, to do physical injury to another. This type of assault is usually accompanied by the use of a weapon or other means likely to produce death or serious bodily injury. Attempts are included since it is not necessary that an injury result when a gun, knife, or other weapon is used which could and probably would result in serious personal injury if the crime is successfully completed. Assaults with personal weapons (hands, fists, feet) are scored as aggravated if there is personal injury requiring more than simple first aid to treat.

Aggravated Assault: "1. A person is guilty of aggravated assault if he ... causes: A. Serious bodily injury to another; or, B. Bodily injury to another with use of a dangerous weapon; or, C. Bodily injury to another under circumstances manifesting extreme indifference to the value of human life." M.R.S.A. Title 17-A, § 208

Assault while Hunting: "1. A person is guilty of assault while hunting if ... he, with criminal negligence, causes bodily injury to another with the use of a dangerous weapon." M.R.S.A. Title 17-A, § 208-A

Assault on an Officer: "1. A person is guilty of assault on an officer if: A. ... causes bodily injury to a law enforcement officer while the officer is in the performance of his official duties; or, B. While in custody in a penal institution or other facility pursuant to an arrest or ... court order, he commits an assault on a member of the staff of the institution ..." M.R.S.A. Title 17-A, § 752-A

Not included in this class are simple (non-aggravated) assaults. Simple assaults are non-index offenses, although a record is kept of these assaults on an "offenses known to police" form. During 2009 there were 10,897 simple assaults reported (-5.8% from 2008), with a clearance rate of 72.7%. These simple assaults are included in the report of domestic assaults, and assaults on law enforcement officers.

Crime Clock

1 Aggravated
Assault every
11 hours,
48 minutes

Trend

Year	2005	2006	2007	2008	2009	2005-2009
Number reported	826	780	793	813	742	
% change from previous year	13.5%	-5.6%	1.7%	2.5%	-8.7%	
						% change -10.2%
Rate per 1,000	0.63	0.59	0.60	0.62	0.56	
% change from previous year	14.5%	-6.3%	1.7%	3.3%	-9.3%	
						% change -11.1%

Characteristics — 2009

Type of Weapon Used

Hands, Fists, Feet	44.2%
Other Dangerous Weapons	31.8%
Knife/Cutting Instrument	19.7%
Firearms	4.3%

Months of Highest Occurrence

August	11.2%
April	10.0%
May	9.8%

Clearance Rate

514 Offenses Cleared	72.4%
Arrests/Crime Ratio	0.82

**Profile of Persons Arrested
612 Arrests**

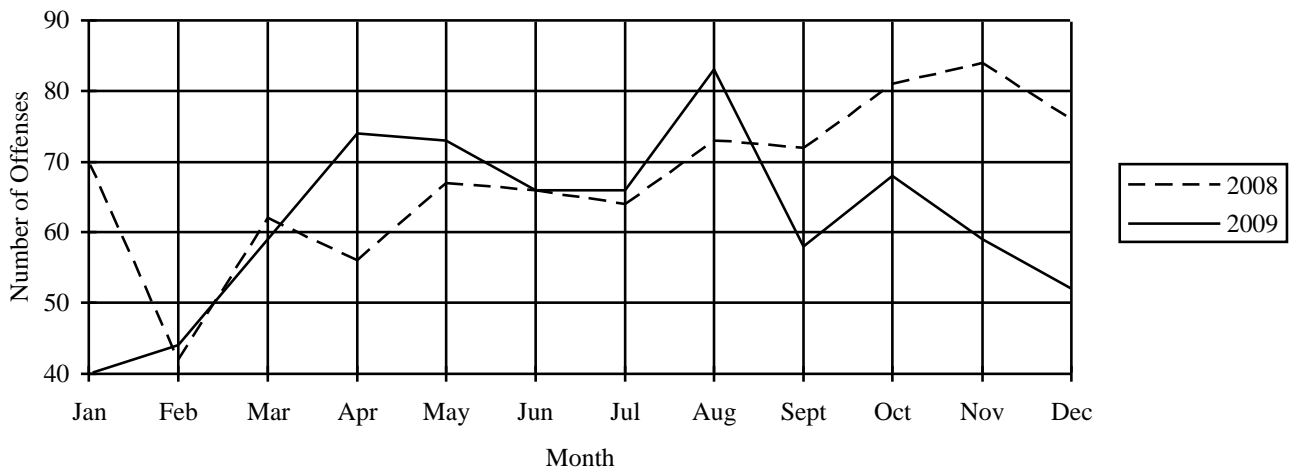
Age

17 and under	11.1%
18–24	28.3%
25–29	15.7%
30–34	14.2%
35–39	7.5%
40 and over	23.2%

Sex

Male	82.7%
Female	17.3%

Aggravated Assaults — Comparative Data 2008–2009



Aggravated Assault by Weapon Type, 2008–2009

	Firearm	Knife	Other Weapon	Strong Arm	Totals
2008	61	206	212	334	813
2009	32	146	236	328	742
% change	-47.5%	-29.1%	11.3%	-1.8%	-8.7%

DOMESTIC VIOLENCE

Due to problems of abuse and domestic violence between family or household members, the 109th Maine Legislature enacted a law entitled “An Act Concerning Abuse between Household and Family Members.” The law, Chapter 578 of the Public Laws of 1979, mandates the reporting of domestic violence data by law enforcement agencies and the collection of such data (Title 19, § 770 [1]) by the Uniform Crime Reporting Unit, State Bureau of Identification, Department of Public Safety.

During 2009:

- Of a grand total of 11,639 reported assaults, 5,287 or 45.4% were identified as occurring between household

or family members.

- Domestic assaults decreased 0.5% (24 offenses) from the 2008 figure of 5,311.
- Law enforcement agencies cleared 4,442 domestic assaults for a clearance rate of 84.0%.
- Of the 5,287 domestic assaults, 97.6% involved personal weapons (hands, fists, feet).

Crime Clock



***Domestic Violence Assaults
Comparison Data 2008–2009***

Situations/Relationships	2008 Number of Offenses	2008 % of Total	2009 Number of Offenses	2009 % of Total
Male Assault on Female				
Firearm	5	<.1	7	.1
Knife, Cutting Instrument	20	.4	20	.4
Other Dangerous Weapon	37	.7	27	.5
Hands, Aggravated Injury	52	1.0	61	1.2
Hands, Not Aggravated	2,883	54.3	2,966	56.1
Total Male Assault on Female	2,997	56.4	3,081	58.3
Female Assault on Male				
Firearm	3	<.1	1	<.1
Knife, Cutting Instrument	21	.4	20	.4
Other Dangerous Weapon	14	.3	15	.3
Hands, Aggravated Injury	9	.2	20	.4
Hands, Not Aggravated	1,020	19.2	1,057	20.0
Total Female Assault on Male	1,067	20.1	1,113	21.1
Parent Assault on Child				
Firearm	—	<.1	—	<.1
Knife, Cutting Instrument	2	<.1	3	<.1
Other Dangerous Weapon	6	.1	8	.2
Hands, Aggravated Injury	15	.3	16	.3
Hands, Not Aggravated	432	8.1	387	7.3
Total Parent Assault on Child	455	8.6	414	7.8
Child Assault on Parent				
Firearm	1	<.1	1	<.1
Knife, Cutting Instrument	3	<.1	4	<.1
Other Dangerous Weapon	4	<.1	6	.1
Hands, Aggravated Injury	5	<.1	6	.1
Hands, Not Aggravated	215	4.0	179	3.4
Total Child Assault on Parent	228	4.3	196	3.7
All Other Domestic Assaults				
Firearm	8	.2	1	<.1
Knife, Cutting Instrument	8	.2	5	<.1
Other Dangerous Weapon	13	.2	7	.1
Hands, Aggravated Injury	14	.3	12	.2
Hands, Not Aggravated	521	9.8	458	8.7
Total All Other Domestic Assaults	564	10.6	483	9.1
Grand Total All Domestic Assaults	5,311	100.0	5,287	100.0
Domestic Assaults/Type of Weapon				
Firearm	17	.3	10	.2
Knife, Cutting Instrument	54	1.0	52	1.0
Other Dangerous Weapon	74	1.4	63	1.2
Hands, Aggravated Injury	95	1.8	115	2.2
Hands, Not Aggravated	5,071	95.5	5,047	95.5
Total Domestic Assaults	5,311	100.0	5,287	100.0
Total All Domestic Assaults	5,311	42.9	5,287	45.4
Total All Reported Assaults	12,383	100.0	11,639	100.0

Breakdown of Reported Domestic Assaults by County, 2008–2009

County	2008 Number of Offenses	2008 Percent of Total	2009 Number of Offenses	2009 Percent of Total	Percent Change Offenses
Androscoggin	620	11.7%	609	11.5%	-1.8%
Aroostook	186	3.5%	209	4.0%	12.4%
Cumberland	1,037	19.5%	1,046	19.8%	0.9%
Franklin	140	2.6%	116	2.2%	-17.1%
Hancock	109	2.1%	122	2.3%	11.9%
Kennebec	676	12.7%	671	12.7%	-0.7%
Knox	110	2.1%	114	2.2%	3.6%
Lincoln	121	2.3%	108	2.0%	-10.7%
Oxford	255	4.8%	239	4.5%	-6.3%
Penobscot	505	9.5%	456	8.6%	-9.7%
Piscataquis	28	0.5%	34	0.6%	21.4%
Sagadahoc	88	1.7%	80	1.5%	-9.1%
Somerset	228	4.3%	244	4.6%	7.0%
Waldo	112	2.1%	122	2.3%	8.9%
Washington	94	1.8%	109	2.1%	16.0%
York	1,002	18.9%	1,008	19.1%	0.6%
Totals	5,311	100.0%	5,287	100.0%	-0.5%