

HATE CRIME

Commencing in 1992, law enforcement officers are to report hate crimes as a supplementary report to the UCR program. Under Title 25 sec. 1544, hate crimes are defined as those that “manifest evidence of prejudice based on race, religion, sexual orientation or ethnicity ...”. On June 26, 1997, disability bias was added to the definition of hate crime, creating two new categories: Anti-Mental Disability and Anti-Physical Disability. Maine’s hate crimes are further reported to the FBI as part of the federal Hate Crimes Statistics Act.

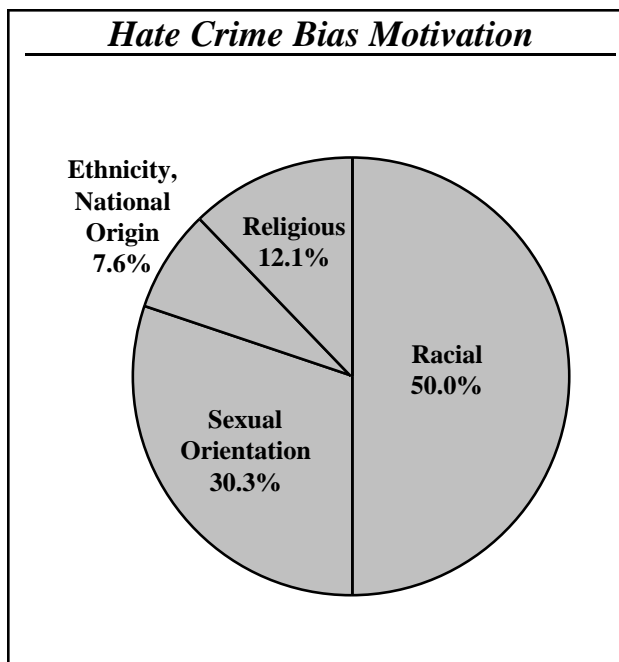
The reported number of hate crime incidents in Maine in 2008 was 64. These incidents involved 71 victims with at least 58 offenders, and resulted in a total of 65 offenses.

Hate Crime 2008	
Number of incidents.....	64
Number of victims.....	71
Number of offenders	58
Number of offenses	65

In 2008, the most commonly reported bias motivation was racial. The second largest percentage was sexual orientation and the third religious hate crimes.

Hate Crime Bias Motivation						
Bias Nature	Group %	Bias Type	Incidents of bias	% of Total		
Racial	50.0%	Anti-White	3	4.5%		
		Anti-Black	27	40.9%		
		Anti-American Indian/ Alaskan Native	—	—		
		Anti-Asian/Pacific Islander	2	3.0%		
		Anti-Multi-Races Group	1	1.5%		
		Sexual Orientation	30.3%	Anti-Male Homosexual	14	21.2%
				Anti-Female Homosexual	2	3.0%
		Anti-Homosexual (Male & Female)	4	6.1%		
		Anti-Heterosexual	—	—		
		Anti-Bisexual	—	—		
Ethnicity, National Origin	7.6%	Anti-Arab	—	—		
		Anti-Hispanic	3	4.5%		
		Anti-Other Ethnic/ National Origin	2	3.0%		
Religious	12.1%	Anti-Jewish	6	9.1%		
		Anti-Catholic	1	1.5%		
		Anti-Protestant	—	—		
		Anti-Islamic (Moslem)	—	—		

Hate Crime Bias Motivation (cont.)				
Bias Nature	Group %	Bias Type	Incidents of bias	% of Total
Religious	12.1%	Anti-Other Religion	—	—
		Anti-Multi-Religious Group	1	1.5%
		Anti-Atheist/ Agnostic	—	—
Disability	—	Anti-Mental Disability	—	—
		Anti-Physical Disability	—	—
Not Reported			—	—
Total	100.0%	Total	66	100.0%



The most frequently reported location of bias crimes in 2008 was schools and colleges. The second most common location was residences and homes, and the third was highways, roads, alleys and streets.

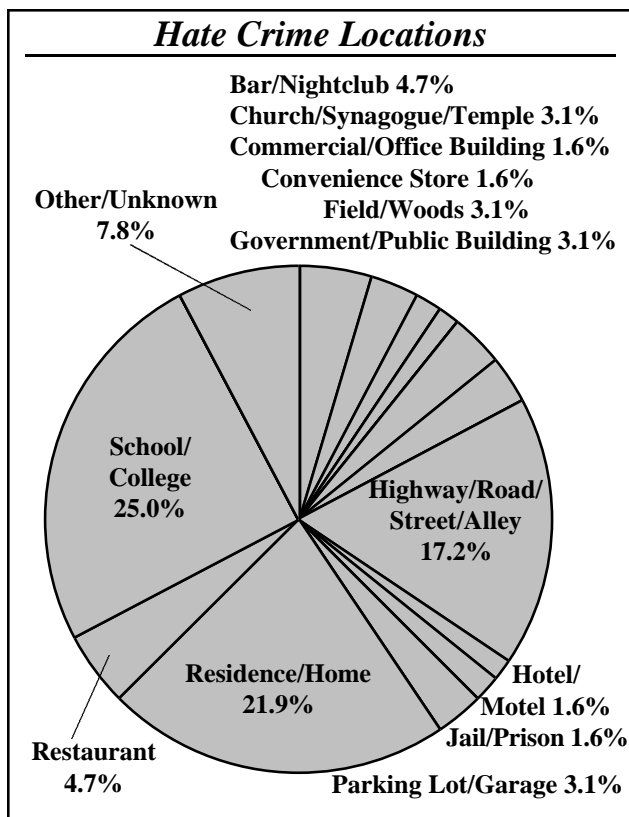
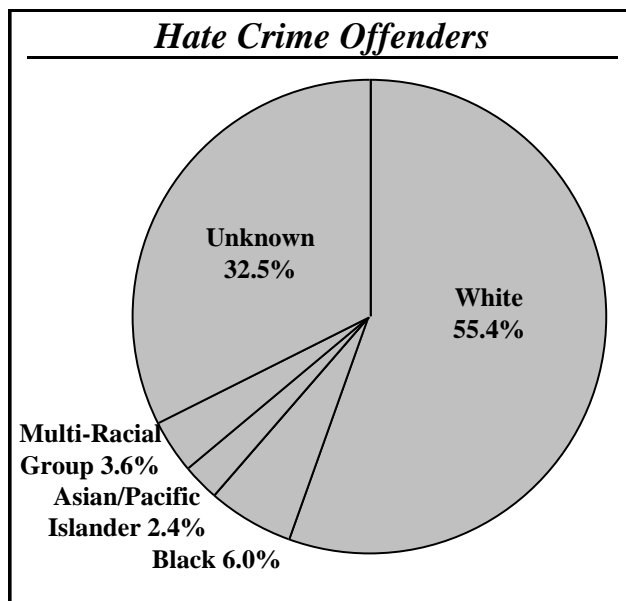
Hate Crime Locations		
Location	Incidents	%
Air/Bus/Train Terminal	—	—
Bank/Savings and Loan	—	—
Bar/Nightclub	3	4.7%
Church/Synagogue/Temple	2	3.1%
Commercial/Office Building	1	1.6%
Construction Site	—	—
Convenience Store	1	1.6%

Hate Crime Locations (cont.)

Location	Incidents	%
Department/Discount Store	—	—
Drug Store/Doctor’s Office/Hospital	—	—
Field/Woods	2	3.1%
Government/Public Building	2	3.1%
Grocery/Supermarket	—	—
Highway/Road/Street/Alley	11	17.2%
Hotel/Motel	1	1.6%
Jail/Prison	1	1.6%
Lake/Waterway	—	—
Liquor Store	—	—
Parking Lot/Garage	2	3.1%
Rental Storage Facility	—	—
Residence/Home	14	21.9%
Restaurant	3	4.7%
School/College	16	25.0%
Service/Gas Station	—	—
Specialty Store	—	—
Other/Unknown	5	7.8%
Total	64	100.0%

Hate Crime Offenders by Race

Suspected Offenders’ Race	No.	% of Total
White	46	55.4%
Black	5	6.0%
American Indian/Alaskan Native	—	—
Asian/Pacific Islander	2	2.4%
Multi-Racial Group	3	3.6%
Unknown	27	32.5%
Total	83	100.0%



The most common race of suspected offender of hate crimes was white.

Information on the victims of hate crimes is limited to victim type. While bias motivation information identifies the offender’s bias, it is important to note that the victim may not actually belong to the group the offender sought to harm. For this reason, information on the victims’ actual group membership is not recorded.

Victim type, in the hate crime data collection program is listed as: individual, business, financial institution, government, religious organization, society/public, other and unknown. Of these victim types, individuals were reported to be the main hate crime target.

Hate Crime Offenses by Victim Type

Victim Type	No.	% of Total
Individual	51	78.5%
Business	3	4.6%
Financial Institution	—	—
Government	5	7.7%
Religious Organization	3	4.6%
Society/Public	—	—
Other	3	4.6%
Unknown	—	—
Not Reported	—	—
Total	65	100.0%

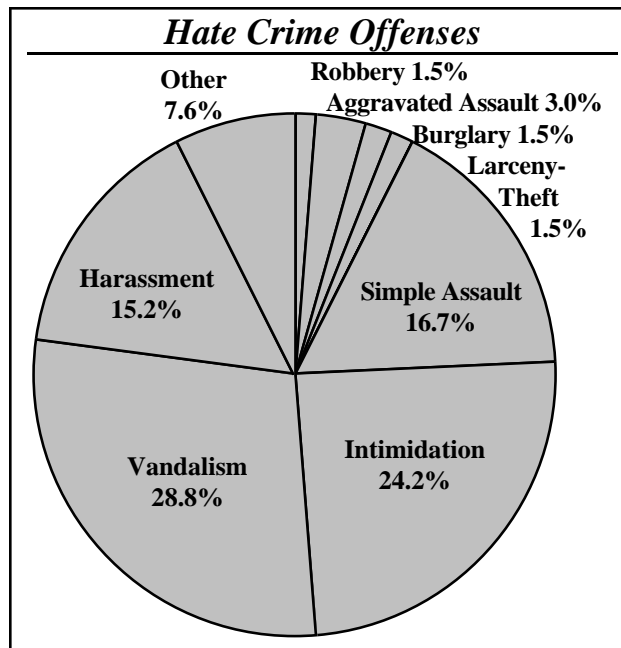
Offense information in the hate crime data collection program are defined in accordance with federal Uniform Crime Reporting definitions and do not necessarily conform to Maine state definitions. Complete offense definitions are available in the appendix to this publication.

Hate crime offense information falls into the eight

<i>Hate Crime by Offense</i>		
Offense	Volume	% of Total
Murder	—	—
Rape	—	—
Robbery	1	1.5%
Aggravated Assault	2	3.0%
Burglary	1	1.5%
Larceny-Theft	1	1.5%
Motor Vehicle Theft	—	—
Arson	—	—
Simple Assault	11	16.7%
Intimidation	16	24.2%
Vandalism	19	28.8%
Harassment*	10	15.2%
Other	5	7.6%
Total	66	100.0%

*Harassment not included as a federal hate crime offense.

index crimes — murder, rape, robbery, aggravated assault, burglary, larceny-theft, motor vehicle theft, and arson — plus the non-index crimes of simple assault, intimidation and vandalism. Additionally, Maine’s hate crime reporting statute provides for the reporting of harassment as a supplemental offense category.



Offenses Reported by Agency

- Androscoggin County Sheriff's Dept.**
 - 1 Destruction/Damage/Vandalism Anti-Male Homosexual (Gay)
 - 1 Destruction/Damage/Vandalism Anti-Male Homosexual (Gay)
- Augusta Police Dept.**
 - 1 Intimidation Anti-Black
 - 1 Other — Disorderly Conduct Anti-Other Ethnicity/National Origin
 - 1 Destruction/Damage/Vandalism Anti-Black
 - 1 Larceny/Theft Anti-Black
 - 1 Destruction/Damage/Vandalism Anti-Black
 - 1 Intimidation Anti-Black
 - 1 Other — Terrorizing Anti-White
 - 1 Other — Disorderly Conduct Anti-Jewish
- Bangor Police Dept.**
 - 1 Intimidation Anti-Black
 - 1 Simple Assault Anti-Male Homosexual (Gay)
 - 1 Intimidation Anti-Black
 - 1 Simple Assault Anti-Hispanic
 - 1 Intimidation Anti-Black
- Biddeford Police Dept.**
 - 1 Intimidation Anti-Black
- Cumberland County Sheriff's Office**
 - 1 Harassment Anti-Jewish
 - 1 Destruction/Damage/Vandalism Anti-Black
 - 1 Other — Threatening Anti-Black
- Damariscotta Police Dept.**
 - 1 Harassment Anti-Male Homosexual (Gay)
- Ellsworth Police Dept.**
 - 1 Harassment Anti-Black
- Fryeburg Police Dept.**
 - 1 Intimidation Anti-Black
- Hallowell Police Dept.**
 - 1 Destruction/Damage/Vandalism Anti-Black
- Hampden Police Dept.**
 - 1 Destruction/Damage/Vandalism Anti-Female Homosexual (Lesbian)
- Kennebec County Sheriff's Office**
 - 1 Destruction/Damage/Vandalism Anti-Male Homosexual (Gay)
 - 1 Destruction/Damage/Vandalism Anti-White
- Kennebunk Police Dept.**
 - 1 Harassment Anti-Black
- Lewiston Police Dept.**
 - 1 Simple Assault Anti-Black
 - 1 Intimidation Anti-Black
- Livmore Falls Police Dept.**
 - 1 Harassment Anti-Hispanic
- Ogunquit Police Dept.**
 - 1 Destruction/Damage/Vandalism Anti-Multiple Races, Group
- Old Orchard Beach Police Dept.**
 - 1 Harassment Anti-Hispanic

- Old Orchard Beach Police Dept.**
 - 1 Simple Assault Anti-Jewish
 - Oxford County Sheriff's Office**
 - 1 Simple Assault Anti-Black
 - Portland Police Dept.**
 - 1 Destruction/Damage/Vandalism Anti-Other Ethnicity/National Origin
 - 1 Other — Terrorizing Anti-Male Homosexual (Gay)
 - 1 Simple Assault Anti-Male Homosexual (Gay)
 - 1 Intimidation Anti-Black
 - 1 Destruction/Damage/Vandalism Anti-Jewish
 - Saco Police Dept.**
 - 1 Destruction/Damage/Vandalism Anti-Multiple Religions, Group
 - 1 Simple Assault Anti-Black
 - 1 Destruction/Damage/Vandalism Anti-Black
 - Sanford Police Dept.**
 - 1 Harassment Anti-Asian/Pacific Islander
 - 1 Harassment Anti-Black
 - 1 Destruction/Damage/Vandalism Anti-Jewish
 - 1 Destruction/Damage/Vandalism Anti-Catholic
 - 1 Intimidation Anti-Male Homosexual (Gay)
 - 1 Simple Assault Anti-Black
 - South Portland Police Dept.**
 - 1 Destruction/Damage/Vandalism Anti-Male Homosexual (Gay)
 - 1 Intimidation Anti-Male Homosexual (Gay)
 - 1 Aggravated Assault Anti-Male Homosexual (Gay)
 - 1 Intimidation Anti-White
 - 1 Simple Assault Anti-Male Homosexual (Gay)
 - 1 Burglary Anti-Homosexual (Gay & Lesbian)
 - 1 Intimidation Anti-Asian/Pacific Islander
 - 1 Aggravated Assault Anti-Homosexual (Gay & Lesbian)
 - 1 Simple Assault Anti-Homosexual (Gay & Lesbian)
 - 1 Intimidation Anti-Homosexual (Gay & Lesbian)
 - University of Southern Maine Police Dept.**
 - 1 Destruction/Damage/Vandalism Anti-Black
 - 1 Harassment Anti-Female Homosexual (Lesbian)
 - Waldoboro Police Dept.**
 - 1 Harassment Anti-Male Homosexual (Gay)
 - Waterville Police Dept.**
 - 1 Robbery Anti-Male Homosexual (Gay)
 - Wilton Police Dept.**
 - 1 Destruction/Damage/Vandalism Anti-Jewish
 - York County Sheriff's Office**
 - 1 Simple Assault Anti-Black
 - York Police Dept.**
 - 1 Intimidation Anti-Black
 - Maine State Police**
 - 1 Intimidation Anti-Black
- 28 agencies 66 offenses**