

HATE CRIME

Commencing in 1992, law enforcement officers are to report hate crimes as a supplementary report to the UCR program. Under Title 25 sec. 1544, hate crimes are defined as those that “manifest evidence of prejudice based on race, religion, sexual orientation or ethnicity ...”. On June 26, 1997, disability bias was added to the definition of hate crime, creating two new categories: Anti-Mental Disability and Anti-Physical Disability. Maine’s hate crimes are further reported to the FBI as part of the federal Hate Crimes Statistics Act.

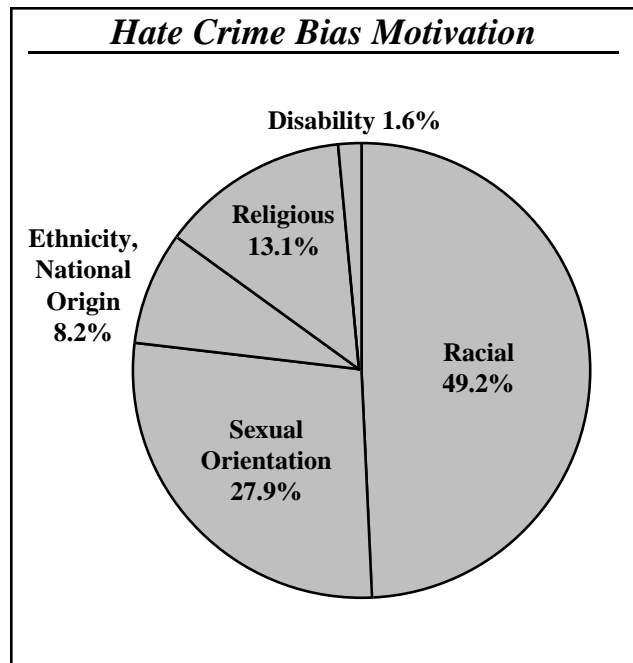
The reported number of hate crime incidents in Maine in 2006 was 59. These incidents involved 65 victims with at least 56 offenders, and resulted in a total of 61 offenses.

Hate Crime 2006	
Number of incidents.....	59
Number of victims.....	65
Number of offenders	56
Number of offenses	61

In 2006, the most commonly reported bias motivation was racial. The second largest percentage was sexual orientation and the third religious hate crimes.

Hate Crime Bias Motivation				
Bias Nature	Group %	Bias Type	Incidents of bias	% of Total
Racial	49.2%	Anti-White	1	1.6%
		Anti-Black	28	45.9%
		Anti-American Indian/ Alaskan Native	—	—
		Anti-Asian/Pacific Islander	—	—
		Anti-Multi-Racial Group	1	1.6%
		Sexual Orientation	27.9%	Anti-Male Homosexual
		Anti-Female Homosexual	3	4.9%
		Anti-Homosexual (Male & Female)	1	1.6%
		Anti-Heterosexual	—	—
		Anti-Bisexual	—	—
Ethnicity, National Origin	8.2%	Anti-Arab	—	—
		Anti-Hispanic	1	1.6%
		Anti-Other Ethnic/ National Origin	4	6.6%
Religious	13.1%	Anti-Jewish	3	4.9%
		Anti-Catholic	—	—
		Anti-Protestant	2	3.3%
		Anti-Islamic (Moslem)	2	3.3%

Hate Crime Bias Motivation (cont.)				
Bias Nature	Group %	Bias Type	Incidents of bias	% of Total
Religious	13.1%	Anti-Other Religion	—	—
		Anti-Multi-Religious Group	1	1.6%
		Anti-Atheist/ Agnostic	—	—
Disability	1.6%	Anti-Mental Disability	1	1.6%
		Anti-Physical Disability	—	—
Not Reported			—	—
Total	100.0%	Total	61	100.0%



The most frequently reported location of bias crimes in 2006 was schools and colleges. The second most common location was residences and homes, and the third was high-ways, roads, alleys and streets.

Hate Crime Locations		
Location	Incidents	%
Air/Bus/Train Terminal	—	—
Bank/Savings and Loan	—	—
Bar/Nightclub	1	1.7%
Church/Synagogue/Temple	5	8.3%
Commercial/Office Building	3	5.0%
Construction Site	—	—
Convenience Store	4	6.7%

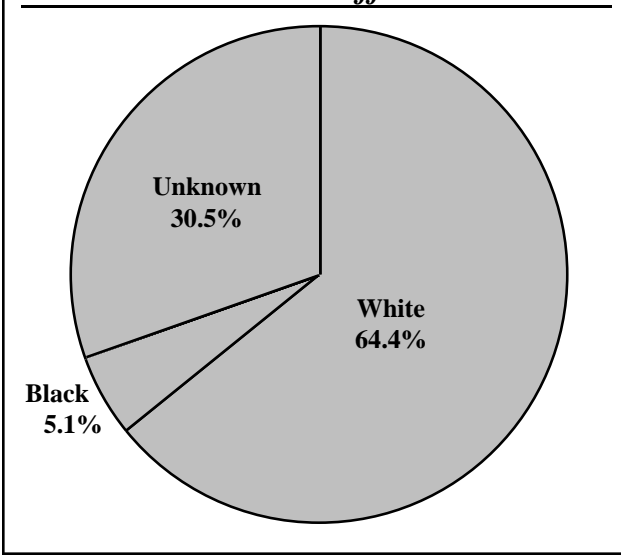
Hate Crime Locations (cont.)

Location	Incidents	%
Department/Discount Store	—	—
Drug Store/Doctor’s Office/Hospital	—	—
Field/Woods	—	—
Government/Public Building	3	5.0%
Grocery/Supermarket	—	—
Highway/Road/Street/Alley	10	16.7%
Hotel/Motel	—	—
Jail/Prison	—	—
Lake/Waterway	—	—
Liquor Store	—	—
Parking Lot/Garage	3	5.0%
Rental Storage Facility	—	—
Residence/Home	12	20.0%
Restaurant	2	3.3%
School/College	14	23.3%
Service/Gas Station	—	—
Specialty Store	—	—
Other/Unknown	3	5.0%
Total	60	100.0%

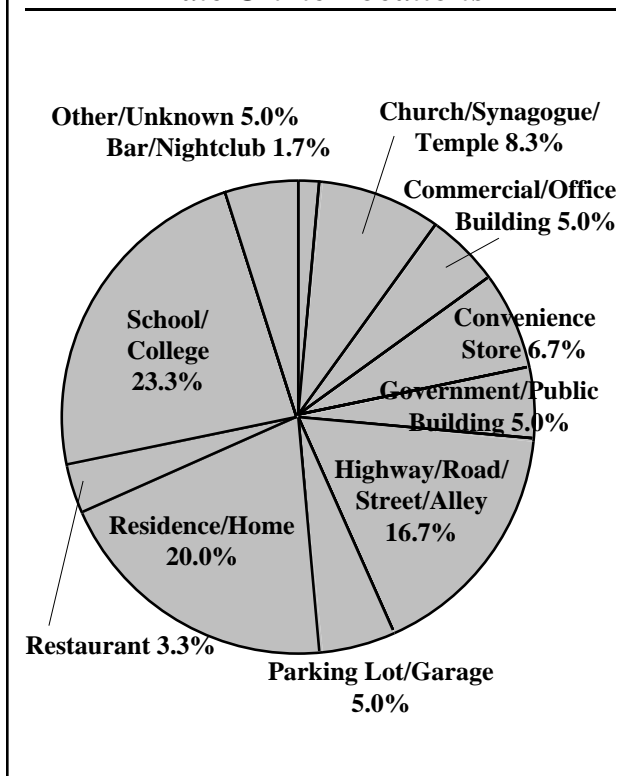
Hate Crime Offenders by Race

Suspected Offenders’ Race	No.	% of Total
White	38	64.4%
Black	3	5.1%
American Indian/Alaskan Native	—	—
Asian/Pacific Islander	—	—
Multi-Racial Group	—	—
Unknown	18	30.5%
Total	59	100.0%

Hate Crime Offenders



Hate Crime Locations



The most common race of suspected offender of hate crimes was white.

Information on the victims of hate crimes is limited to victim type. While bias motivation information identifies the offender’s bias, it is important to note that the victim may not actually belong to the group the offender sought to harm. For this reason, information on the victims’ actual group membership is not recorded.

Victim type, in the hate crime data collection program is listed as: individual, business, financial institution, government, religious organization, society/public, other and unknown. Of these victim types, individuals were reported to be the main hate crime target.

Hate Crime Offenses by Victim Type

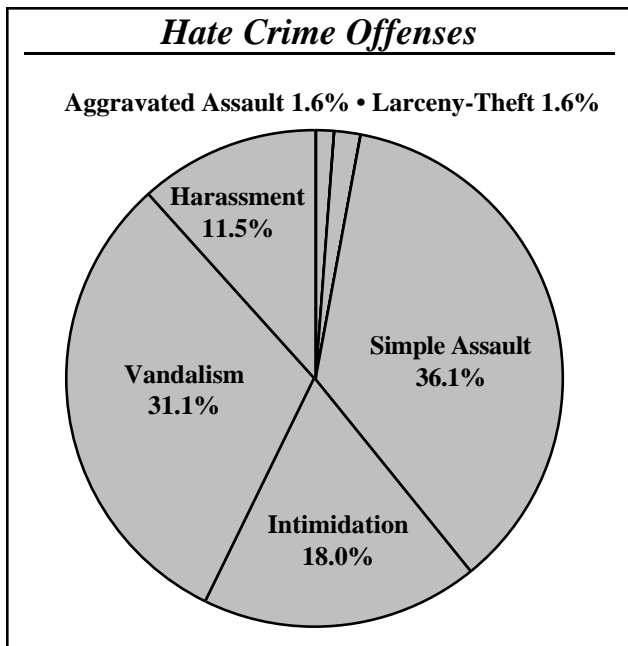
Victim Type	No.	% of Total
Individual	48	80.0%
Business	—	—
Financial Institution	—	—
Government	3	5.0%
Religious Organization	7	11.7%
Society/Public	1	1.7%
Other	1	1.7%
Unknown	—	—
Not Reported	—	—
Total	60	100.0%

Offense information in the hate crime data collection program are defined in accordance with federal Uniform Crime Reporting definitions and do not necessarily conform to Maine state definitions. Complete offense definitions are available in the appendix to this publication.

Hate crime offense information falls into the eight index crimes — murder, rape, robbery, aggravated assault, burglary, larceny-theft, motor vehicle theft, and arson — plus the non-index crimes of simple assault, intimidation and vandalism. Additionally, Maine’s hate crime reporting statute provides for the reporting of harassment as a supplemental offense category.

<i>Hate Crime by Offense</i>		
Offense	Volume	% of Total
Murder	—	—
Rape	—	—
Robbery	—	—
Aggravated Assault	1	1.6%
Burglary	—	—
Larceny-Theft	1	1.6%
Motor Vehicle Theft	—	—
Arson	—	—
Simple Assault	22	36.1%
Intimidation	11	18.0%
Vandalism	19	31.1%
Harassment*	7	11.5%
Other	—	—
Total	61	100.0%

*Harassment not included as a federal hate crime offense.



Offenses Reported by Agency

- Androscoggin County Sheriff’s Office**
 - 1 Simple Assault Anti-Male Homosexual (Gay)
 - 1 Destruction/ Damage/Vandalism Anti-Female Homosexual (Lesbian)
 - 1 Larceny/Theft Anti-Female Homosexual (Lesbian)
- Augusta Police Dept.**
 - 1 Harassment Anti-Black
 - 1 Aggravated Assault Anti-Jewish
 - 1 Simple Assault Anti-Male Homosexual (Gay)
 - 1 Simple Assault Anti-Male Homosexual (Gay)
 - 1 Destruction/Damage/Vandalism Anti-Black
 - 1 Harassment Anti-Black
 - 1 Destruction/Damage/Vandalism Anti-Black
- Bangor Police Dept.**
 - 1 Destruction/Damage/Vandalism Anti-Male Homosexual (Gay)
 - 1 Intimidation Anti-Black
 - 1 Destruction/Damage/Vandalism Anti-Hispanic
 - 1 Destruction/Damage/Vandalism Anti-Protestant
 - 1 Simple Assault Anti-Black
- Carrabassett Valley Police Dept.**
 - 1 Simple Assault Anti-Male Homosexual (Gay)
- Dexter Police Dept.**
 - 1 Simple Assault Anti-Black
- Dover-Foxcroft Police Dept.**
 - 1 Harassment Anti-Male Homosexual (Gay)
- Farmington Police Dept.**
 - 1 Harassment Anti-Male Homosexual (Gay)
- Hallowell Police Dept.**
 - 1 Simple Assault Anti-Black
 - 1 Simple Assault Anti-Male Homosexual (Gay)
- Kennebunk Police Dept.**
 - 1 Simple Assault Anti-Black
 - 1 Simple Assault Anti-Mental Disability
 - 1 Destruction/Damage/Vandalism Anti-Black
- Lewiston Police Dept.**
 - 1 Destruction/Damage/Vandalism Anti-Black
 - 1 Simple Assault Anti-Male Homosexual (Gay)
 - 1 Simple Assault Anti-White
 - 1 Destruction/Damage/Vandalism Anti-Islamic (Moslem)
- Mechanic Falls Police Dept.**
 - 1 Destruction/Damage/Vandalism Anti-Multi-Religious Group
- Mexico Police Dept.**
 - 1 Harassment Anti-Black
- Old Orchard Beach Police Dept.**
 - 1 Intimidation Anti-Black
 - 1 Simple Assault Anti-Multi-Racial Group
- Penobscot County Sheriff’s Office**
 - 1 Simple Assault Anti-Male Homosexual (Gay)
- Piscataquis County Sheriff’s Office**
 - 1 Simple Assault Anti-Black
 - 1 Intimidation Anti-Black
- Pittsfield Police Dept.**
 - 1 Simple Assault Anti-Black
- Portland Police Dept.**
 - 1 Simple Assault Anti-Other Ethnic/National Origin
- Presque Isle Police Dept.**
 - 1 Destruction/Damage/Vandalism Anti-Jewish
- Rangeley Police Dept.**
 - 1 Simple Assault Anti-Black
- Rumford Police Dept.**
 - 1 Simple Assault Anti-Black
- Sabatius Police Dept.**
 - 1 Intimidation Anti-Black
- Saco Police Dept.**
 - 1 Harassment Anti-Black
- Sagadahoc County Sheriff’s Office**
 - 1 Intimidation Anti-Male Homosexual (Gay)
 - 1 Simple Assault Anti-Black
- Sanford Police Dept.**
 - 1 Simple Assault Anti-Jewish
- South Berwick Police Dept.**
 - 1 Destruction/ Damage/Vandalism Anti-Other Ethnic/National Origin
- South Portland Police Dept.**
 - 1 Destruction/ Damage/Vandalism Anti-Other Ethnic/National Origin
 - 1 Intimidation Anti-Black
 - 1 Destruction/Damage/Vandalism Anti-Protestant
 - 1 Intimidation Anti-Homosexual (Gays & Lesbians)
 - 1 Intimidation Anti-Male Homosexual (Gay)
 - 1 Intimidation Anti-Black
 - 1 Intimidation Anti-Islamic (Moslem)
 - 1 Intimidation Anti-Black
- University of Southern Maine Police Dept.**
 - 1 Harassment Anti-Black
 - 1 Destruction/Damage/Vandalism Anti-Male Homosexual (Gay)
 - 1 Destruction/Damage/Vandalism Anti-Black
- Maine State Police**
 - 1 Destruction/Damage/Vandalism Anti-Black
 - 1 Destruction/ Damage/Vandalism Anti-Female Homosexual (Lesbian)
 - 1 Simple Assault Anti-Black
 - 1 Destruction/ Damage/Vandalism Anti-Other Ethnic/National Origin

28 agencies 61 offenses