

**HATE CRIME**

Commencing in 1992, law enforcement officers are to report hate crimes as a supplementary report to the UCR program. Under Title 25 sec. 1544, hate crimes are defined as those that “manifest evidence of prejudice based on race, religion, sexual orientation or ethnicity ...”. On June 26, 1997, disability bias was added to the definition of hate crime, creating two new categories: Anti-Mental Disability and Anti-Physical Disability. Maine’s hate crimes are further reported to the FBI as part of the federal Hate Crimes Statistics Act.

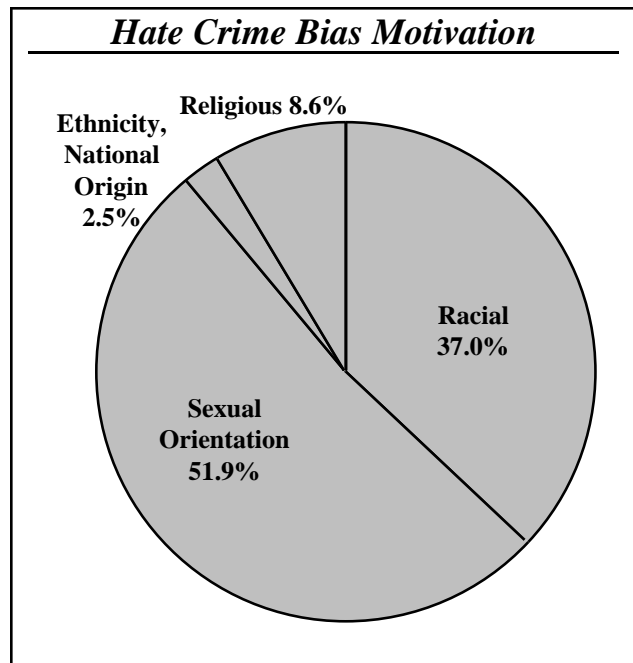
The reported number of hate crime incidents in Maine in 2004 was 67. These incidents involved 79 victims with at least 67 offenders, and resulted in a total of 81 offenses.

<b>Hate Crime 2004</b>	
Number of incidents.....	67
Number of victims.....	79
Number of offenders .....	67
Number of offenses .....	81

In 2004, the most commonly reported bias motivation was sexual orientation. The second largest percentage was racial and the third religious hate crimes.

<b>Hate Crime Bias Motivation</b>				
Bias Nature	Group %	Bias Type	Incidents of bias	% of Total
Racial	37.0%	Anti-White	1	1.2%
		Anti-Black	28	34.6%
		Anti-American Indian/ Alaskan Native	1	1.2%
		Anti-Asian/Pacific Islander	—	—
		Anti-Multi-Racial Group	—	—
		Sexual Orientation	51.9%	Anti-Male Homosexual
		Anti-Female Homosexual	5	6.2%
		Anti-Homosexual (Male & Female)	6	7.4%
		Anti-Heterosexual	—	—
		Anti-Bisexual	—	—
Ethnicity, National Origin	2.5%	Anti-Arab	—	—
		Anti-Hispanic	1	1.2%
		Anti-Other Ethnic/ National Origin	1	1.2%
Religious	8.6%	Anti-Jewish	5	6.2%
		Anti-Catholic	—	—
		Anti-Protestant	—	—
		Anti-Islamic (Moslem)	—	—

<b>Hate Crime Bias Motivation (cont.)</b>				
Bias Nature	Group %	Bias Type	Incidents of bias	% of Total
Religious	8.6%	Anti-Other Religion	2	2.5%
		Anti-Multi-Religious Group	—	—
		Anti-Atheist/ Agnostic	—	—
Disability	—	Anti-Mental Disability	—	—
		Anti-Physical Disability	—	—
Not Reported			—	—
Total	100.0%	Total	81	100.0%



The most frequently reported location of bias crimes in 2004 was residences and homes. The second most common location was highways, roads, alleys and streets, and the third was schools and colleges.

<b>Hate Crime Locations</b>		
Location	Incidents	%
Air/Bus/Train Terminal	—	—
Bank/Savings and Loan	1	1.5%
Bar/Nightclub	2	2.9%
Church/Synagogue/Temple	1	1.5%
Commercial/Office Building	2	2.9%
Construction Site	1	1.5%
Convenience Store	—	—

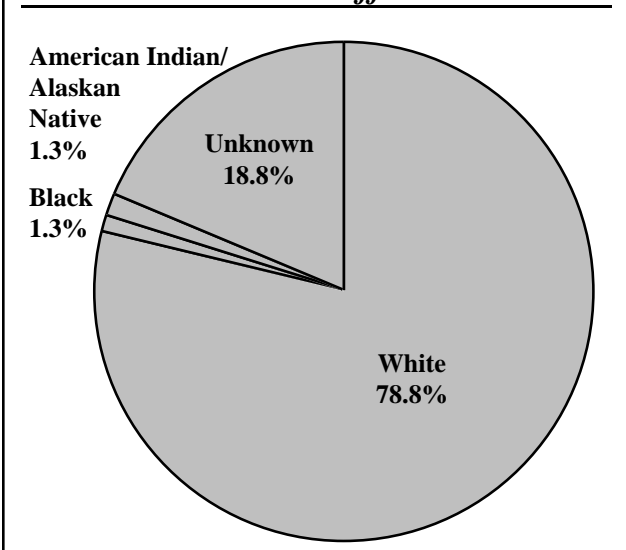
***Hate Crime Locations (cont.)***

Location	Incidents	%
Department/Discount Store	—	—
Drug Store/Doctor’s Office/Hospital	—	—
Field/Woods	2	2.9%
Government/Public Building	2	2.9%
Grocery/Supermarket	1	1.5%
Highway/Road/Street/Alley	15	22.1%
Hotel/Motel	1	1.5%
Jail/Prison	2	2.9%
Lake/Waterway	—	—
Liquor Store	—	—
Parking Lot/Garage	1	1.5%
Rental Storage Facility	—	—
Residence/Home	18	26.5%
Restaurant	1	1.5%
School/College	13	19.1%
Service/Gas Station	2	2.9%
Specialty Store	—	—
Other/Unknown	3	4.4%
<b>Total</b>	<b>68</b>	<b>100.0%</b>

***Hate Crime Offenders by Race***

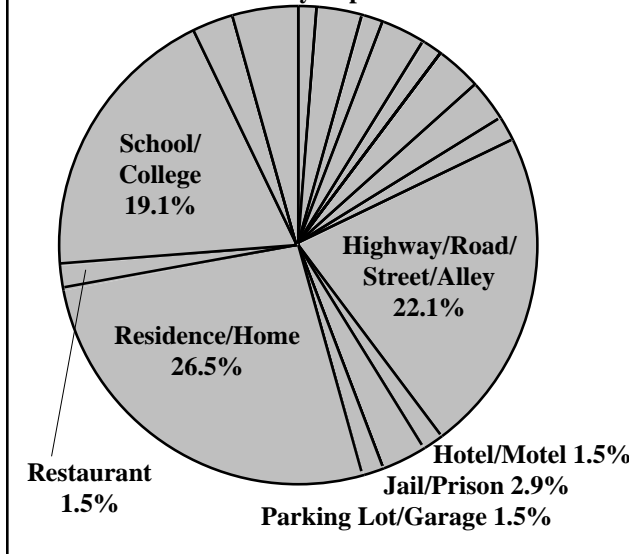
Suspected Offenders’ Race	No.	% of Total
White	63	78.8%
Black	1	1.3%
American Indian/Alaskan Native	1	1.3%
Asian/Pacific Islander	—	—
Multi-Racial Group	—	—
Unknown	15	18.8%
<b>Total</b>	<b>80</b>	<b>100.0%</b>

***Hate Crime Offenders***



***Hate Crime Locations***

Service/Gas Station 2.9% • Other/Unknown 4.4%  
 Bank/Savings and Loan 1.5% • Bar/Nightclub 2.9%  
 Church/Synagogue/Temple 1.5% • Commercial/  
 Office Building 2.9% • Construction Site 1.5%  
 Field/Woods 2.9% • Government/Public Building  
 2.9% • Grocery/Supermarket 1.5%



The most common race of suspected offender of hate crimes was white.

Information on the victims of hate crimes is limited to victim type. While bias motivation information identifies the offender’s bias, it is important to note that the victim may not actually belong to the group the offender sought to harm. For this reason, information on the victims’ actual group membership is not recorded.

Victim type, in the hate crime data collection program is listed as: individual, business, financial institution, government, religious organization, society/public, other and unknown. Of these victim types, individuals were reported to be the main hate crime target.

***Hate Crime Offenses by Victim Type***


Victim Type	No.	% of Total
Individual	74	93.7%
Business	1	1.3%
Financial Institution	—	—
Government	—	—
Religious Organization	2	2.5%
Society/Public	2	2.5%
Other	—	—
Unknown	—	—
Not Reported	—	—
<b>Total</b>	<b>79</b>	<b>100.0%</b>

Offense information in the hate crime data collection program are defined in accordance with federal Uniform Crime Reporting definitions and do not necessarily conform to Maine state definitions. Complete offense definitions are available in the appendix to this publication.

Hate crime offense information falls into the eight index crimes — murder, rape, robbery, aggravated assault, burglary, larceny-theft, motor vehicle theft, and arson — plus the non-index crimes of simple assault, intimidation and vandalism. Additionally, Maine’s hate crime reporting statute provides for the reporting of harassment as a supplemental offense category.

<i>Hate Crime by Offense</i>		
Offense	Volume	% of Total
Murder	—	—
Rape	—	—
Robbery	1	1.2%
Aggravated Assault	1	1.2%
Burglary	—	—
Larceny-Theft	—	—
Motor Vehicle Theft	—	—
Arson	—	—
Simple Assault	20	24.7%
Intimidation	20	24.7%
Vandalism	14	17.3%
Harassment*	15	18.5%
Other	10	12.3%
<b>Total</b>	<b>81</b>	<b>100.0%</b>

\*Harassment not included as a federal hate crime offense.



## Offenses Reported by Agency

<b>Auburn Police Dept.</b>	1 Vandalism	Anti-Jewish
<b>Augusta Police Dept.</b>	1 Vandalism	Anti-Other Religion
	1 Other (Reckless Conduct)	Anti-Male Homosexual (Gay)
	1 Intimidation	Anti-Male Homosexual (Gay)
	1 Robbery	Anti-Male Homosexual (Gay)
	1 Other (Terrorizing)	Anti-Male Homosexual (Gay)
	1 Harassment	Anti-Black
<b>Bangor Police Dept.</b>	1 Intimidation	Anti-Jewish
	1 Simple Assault	Anti-Homosexual (Gay & Lesbian)
<b>Bath Police Dept.</b>	1 Simple Assault	Anti-Black
	1 Simple Assault	Anti-Female Homosexual (Lesbian)
<b>Biddeford Police Dept.</b>	1 Harassment	Anti-Male Homosexual (Gay)
	1 Other (Criminal Mischief)	Anti-Black
<b>Boothbay Harbor Police Dept.</b>	1 Intimidation	Anti-Black
<b>Bucksport Police Dept.</b>	1 Intimidation	Anti-Black
	1 Simple Assault	Anti-Male Homosexual (Gay)
<b>Calais Police Dept.</b>	1 Simple Assault	Anti-Male Homosexual (Gay)
<b>Cumberland County Sheriff's Office</b>	1 Intimidation	Anti-Female Homosexual (Lesbian)
	1 Simple Assault	Anti-Male Homosexual (Gay)
	1 Intimidation	Anti-Male Homosexual (Gay)
<b>Dexter Police Dept.</b>	1 Vandalism	Anti-Black
<b>Farmington Police Dept.</b>	1 Vandalism	Anti-American Indian
<b>Fort Kent Police Dept.</b>	1 Simple Assault	Anti-Hispanic
<b>Hampden Police Dept.</b>	1 Vandalism	Anti-Jewish
<b>Kennebunk Police Dept.</b>	1 Intimidation	Anti-Black
<b>Lewiston Police Dept.</b>	1 Aggravated Assault	Anti-Black
	1 Intimidation	Anti-Black
	3 Simple Assault	Anti-Male Homosexual (Gay)
	1 Intimidation	Anti-Male Homosexual (Gay)
<b>Lisbon Police Dept.</b>	1 Harassment	Anti-Homosexual (Gay & Lesbian)
<b>Ogunquit Police Dept.</b>	1 Harassment	Anti-Male Homosexual (Gay)
	2 Intimidation	Anti-Male Homosexual (Gay)
	1 Intimidation	Anti-Jewish
<b>Old Town Police Dept.</b>	1 Vandalism	Anti-Female Homosexual (Lesbian)
<b>Orono Police Dept.</b>	1 Vandalism	Anti-Female Homosexual (Lesbian)
<b>Oxford County Sheriff's Office</b>	1 Simple Assault	Anti-Other Religion
	2 Intimidation	Anti-Black
<b>Portland Police Dept.</b>	1 Simple Assault	Anti-Black
	4 Harassment	Anti-Black
	1 Simple Assault	Anti-White
	3 Vandalism	Anti-Black
	2 Simple Assault	Anti-Homosexual (Gay & Lesbian)
	1 Intimidation	Anti-Male Homosexual (Gay)
	1 Harassment	Anti-Male Homosexual (Gay)
	1 Harassment	Anti-Jewish
<b>Sagadahoc Sheriff's Office</b>	1 Vandalism	Anti-Other Ethnicity/National Origin
<b>Sanford Police Dept.</b>	3 Harassment	Anti-Male Homosexual (Gay)
	1 Simple Assault	Anti-Male Homosexual (Gay)
<b>Skowhegan Police Dept.</b>	1 Other (Trespass)	Anti-Black
<b>Somerset County Sheriff's Office</b>	1 Vandalism	Anti-Black
<b>South Portland Police Dept.</b>	1 Intimidation	Anti-Male Homosexual (Gay)
	1 Intimidation	Anti-Female Homosexual (Lesbian)
<b>University of Maine Farmington Police Dept.</b>	1 Vandalism	Anti-Homosexual (Gay & Lesbian)
<b>Waterville Police Dept.</b>	1 Simple Assault	Anti-Black
<b>York County Sheriff's Office</b>	1 Vandalism	Anti-Female Homosexual (Lesbian)

28 Agencies 67 Offenses