



MURDER AND NON-NEGLIGENT MANSLAUGHTER

Murder and non-negligent manslaughter are described by UCR as the willful (non-negligent) killing of one human being by another — or a death that results from the commission of another criminal act.

Murder — “1. A person is guilty of murder if: A. He intentionally or knowingly causes the death of another human being; B. He engages in conduct which manifests a depraved indifference to the value of human life ...; or C. ... causes another human being to commit suicide by the use of force, duress or deception.” M.R.S.A. Title 17-A, § 201

Felony Murder — “1. A person is guilty of felony murder if acting alone or with one or more other persons in the commission or attempt to commit immediate flight after committing or attempting to commit ... [another felony offense], he or another participant in fact causes the death of another human being ...” M.R.S.A. Title 17-A, § 202

Manslaughter — “1. A person is guilty of manslaughter if he: B. ... causes the death of another human being ... while under the influence of extreme anger or extreme fear ...” M.R.S.A. Title 17-A, § 203

Not included in the count for this offense classification are deaths caused by negligence, suicide, or accident. Although manslaughter by negligence is recorded on the “offenses known to police” form along with murder, it is not considered an index offense and is not discussed in this report. Attempts to murder or assaults to murder are scored as aggravated assaults and not murder.

Crime Clock

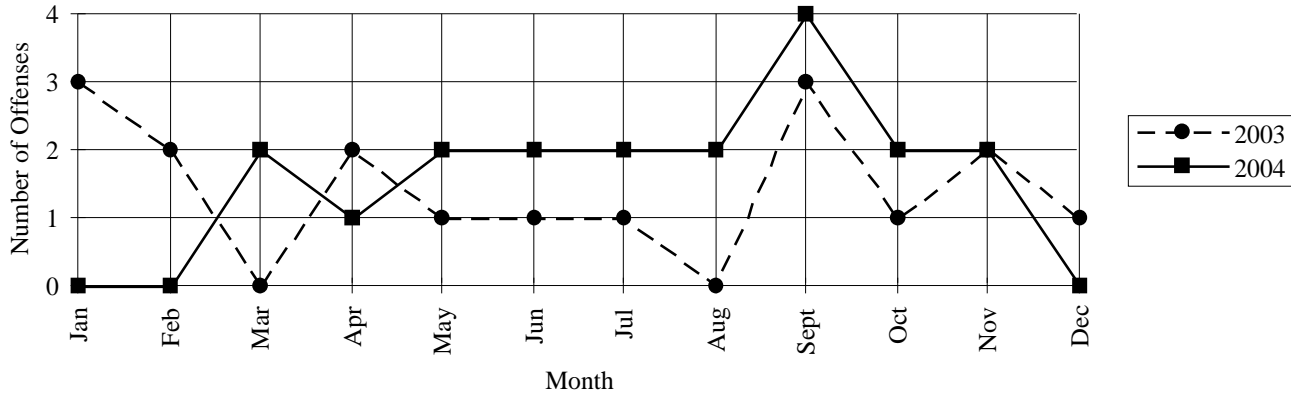


<i>Trend</i>						
Year	2000	2001	2002	2003	2004	2000–2004
Number reported	14	19	14	17	19	
% change from previous year	-44.0%	35.7%	-26.3%	21.4%	11.8%	% change 35.7%
Rate per 1,000	0.01	0.01	0.01	0.01	0.01	
% change from previous year	-50.0%	—	—	—	—	% change —

Characteristics — 2004

Victim–Offender Relationship		Months of Highest Occurrence	
Non-Stranger to Non-Stranger	78.9%	September	21.1%
Stranger to Stranger	15.8%	Mar., May–Aug.	10.5%
Unknown	5.3%	Oct.–Nov.	10.5%
Type of Weapon Used		Value of Property Stolen during Offense	
Firearm	57.9%	Total	\$0.00
Knife/Cutting Instrument.....	21.1%	Per Incident Average.....	\$0.00
Other Dangerous Weapon.....	5.3%	Clearance Rate	
Hands, Fists, Feet	26.3%	18 Offenses Cleared.....	94.7%
Other/Undetermined	0.0%	Arrests/Crime Ratio.....	1.11

***Murder & Non-Negligent Manslaughter — Comparative
Data 2003–2004***

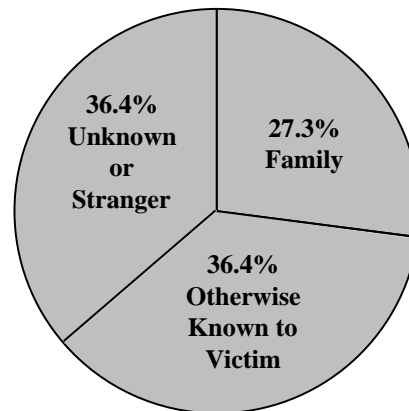


Profile of Persons Arrested — 21 Arrests

Age	Sex
17 and under.....0.0%	Male.....90.5%
18–24.....47.6%	Female.....9.5%
25–29.....14.3%	
30–34.....4.8%	
35–39.....4.8%	
40 and over.....28.6%	
2 offenders committed suicide	

Murder Distribution by Relationship (Victim to Offender)

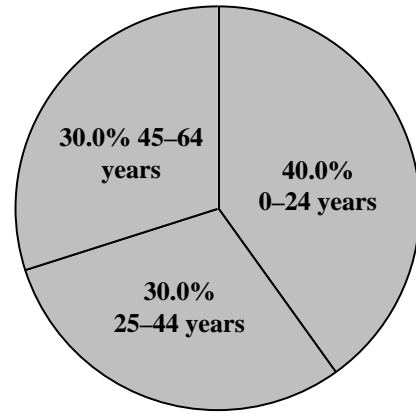
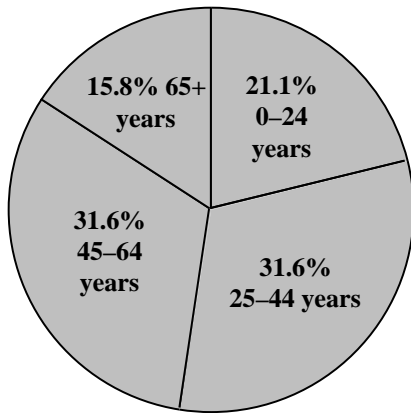
Relationship*	Number	% of Total
Husband	1	4.5%
Wife	2	9.1%
Father	1	4.5%
Mother or Mother-in-law	2	9.1%
Total Family	6	27.3%
Girlfriend/Boyfriend	3	13.6%
Acquaintance	5	22.7%
Stranger	6	27.3%
Unknown	1	4.5%
Other	1	4.5%
Total Other	16	72.7%
TOTAL	22	100.0%



*Number of relationships may not agree with number of victims due to instances of multiple offenders or multiple victims.

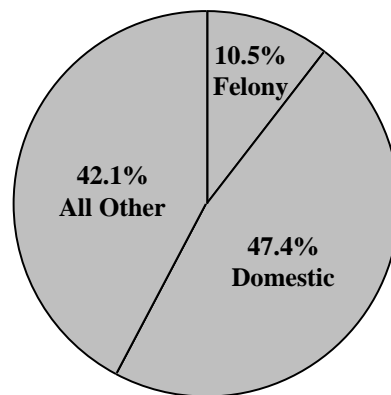
Murder Distribution by Age and Sex

Age of Victims	Male	Female	Total	Age of Offenders	Male	Female	Total
0–14 years	1	—	1	0–14 years	—	—	—
15–24 years	3	—	3	15–24 years	8	—	8
25–34 years	3	—	3	25–34 years	3	1	4
35–44 years	1	2	3	35–44 years	1	1	2
45–54 years	1	2	3	45–54 years	5	—	5
55–64 years	2	1	3	55–64 years	1	—	1
65+ years	1	2	3	65+ years	—	—	—
Total	12	7	19	Total	18	2	20



Murder Distribution by Circumstances

Circumstance**	Number	% of Total
Aggravated Assault	1	5.3%
Robbery	1	5.3%
Felony Total*	2	10.5%
Domestic Conflict	9	47.4%
Child Abuse/Neglect	1	5.3%
Other	6	31.6%
Unknown	1	5.3%
Other than Felony Total	17	89.5%
TOTAL	19	100.0%



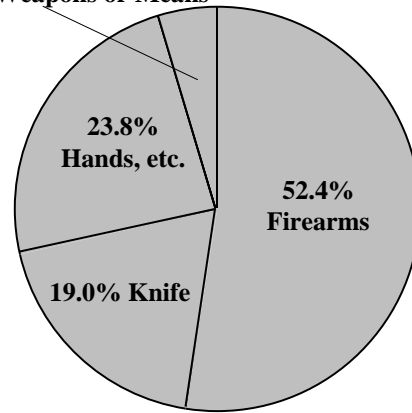
*Felony murder is defined as a killing which occurs in conjunction with the commission of another crime such as a robbery, arson, sexual assault or other felonious activities.

**Due to the unlimited set of possible circumstances surrounding homicides, it is difficult to provide a clear-cut or precise statistical category. In the intent of uniformity, the number of circumstance categories has been kept to a minimum. Caution is suggested in drawing generalizations from the data without more deliberate analysis. This table makes no attempt to analyze the motives of offenders, but rather to display general circumstances surrounding the events.

Murder Distribution by Weapon

Weapon	Number	% of Total
Firearm	9	42.9%
Handgun	2	9.5%
Knife, Cutting Instrument	4	19.0%
Hands, Fists, Feet	5	23.8%
Other/Unknown	1	4.8%
Total	21	100.0%

4.8% Other Weapons or Means



FORCIBLE RAPE

Forcible rape is the carnal knowledge of a female forcibly and against her will.

“A person is guilty of gross sexual assault if that person engages in a sexual act (direct genital contact) with another person and the person submits as a result of compulsion.” M.R.S.A. Title 17-A, § 253

This category is broken down into two categories: Rape by Force, and Attempted Forcible Rape. Carnal abuse without force (statutory rape) and other sex offenses are not included.

Forcible rape differs from other violent crimes in that the victim, in many cases, is reluctant to report the offense to police. The investigation by police, medical examination, court procedure, embarrassment and fear of any accompanying stigma have a deterrent effect on the victim’s willingness to make the offense known to police.

Crime Clock



Maine has experienced increased availability in services such as rape crisis centers providing 24-hour hot lines and counselors, witness/victim assistants in district attorneys’ offices, improved medical practices and increased sensitivity by law enforcement personnel. The increased number of offenses identified in this report may be, in part, influenced by the increasing confidence of victims in the criminal justice system.

Trend

Year	2000	2001	2002	2003	2004	2000–2004
Number reported	318	322	391	351	313	
% change from previous year	16.5%	1.3%	21.4%	-10.2%	-10.8%	% change -1.6%
Rate per 1,000	0.25	0.25	0.30	0.27	0.24	
% change from previous year	13.6%	—	20.0%	-10.0%	-11.1%	% change -4.0%

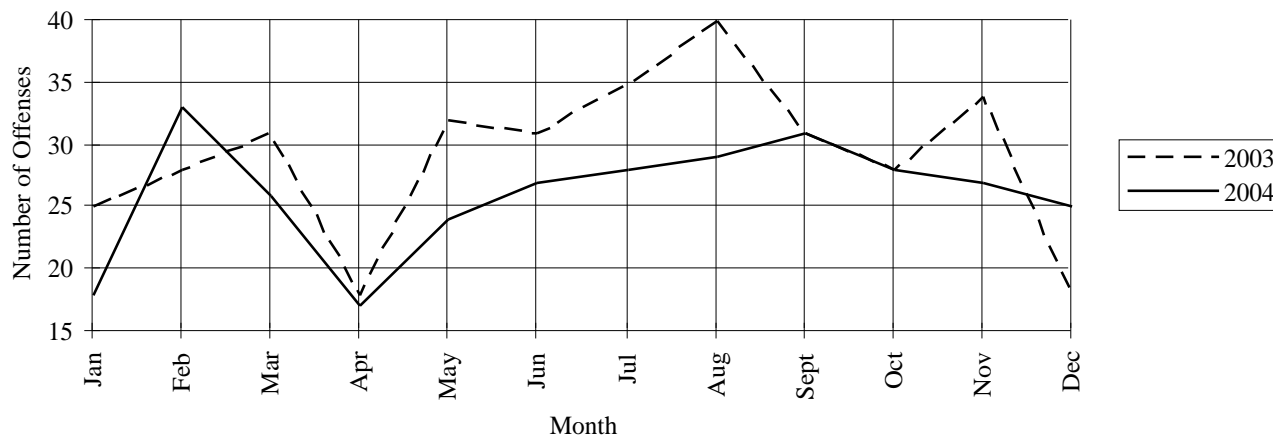
Characteristics — 2004

Type of Offense	
Rape by Force	91.4%
Attempts to Rape.....	8.6%
Months of Highest Occurrence	
February	10.5%
September	9.9%
August	9.3%
Value of Property Stolen during Offense	
Total.....	\$600.00
Per Incident Average	\$1.92
Clearance Rate	
159 Offenses Cleared.....	50.8%
Arrests/Crime Ratio.....	0.34

**Profile of Persons Arrested
105 Arrests**

Age	
17 and under.....	20.0%
18–24.....	22.9%
25–29.....	9.5%
30–34.....	14.3%
35–39.....	9.5%
40 and over.....	23.8%
Sex	
Male.....	96.2%
Female.....	3.8%

Rapes — Comparative Data 2003–2004



Rape by Type of Offense, 2003–2004


	2003	2004	% change
Forcible Rape	331	286	-13.6%
Attempted Rape	20	27	35.0%
Totals	351	313	-10.8%



ROBBERY

Robbery is defined by UCR as “the felonious and forcible taking of the property of another against his will by violence or by putting him in fear.” All attempts to rob are included in the UCR report.

“1. A person is guilty of robbery if he commits or attempts to commit theft and at the time of his actions: A. He recklessly inflicts bodily injury on another; B. He threatens to use force against any person present with the intent (1) to prevent or overcome resistance to the taking of the property, ...; or (2) to compel the person in control of the property to give it up ...; C. He uses physical force on another with the intent enumerated in paragraph B, subparagraphs (1) and (2); D. He intentionally inflicts or attempts to inflict bodily injury on another; or E. He or an accomplice to his knowledge is armed with a dangerous weapon ...” M.R.S.A. Title 17-A, § 65, 1



<i>Trend</i>						
Year	2000	2001	2002	2003	2004	2000–2004
Number reported	246	263	269	289	288	
% change from previous year	25.5%	6.9%	2.3%	7.4%	-0.3%	
						% change 17.1%
Rate per 1,000	0.19	0.20	0.21	0.22	0.22	
% change from previous year	18.8%	5.3%	5.0%	4.8%	—	
						% change 15.8%

<i>Characteristics — 2004</i>	
<p>Type of Weapon Used</p> <p>Hands, Fists, Feet.....54.9%</p> <p>Firearm.....21.2%</p> <p>Knife/Cutting Instrument.....16.0%</p> <p>Other Dangerous Weapon.....8.0%</p>	<p>Months of Highest Occurrence</p> <p>March10.1%</p> <p>October/November9.7%</p> <p>June/July9.4%</p>
<p>Place of Occurrence</p> <p>Street, Alley.....32.6%</p> <p>Business Establishment.....24.7%</p> <p>Residence21.2%</p> <p>Miscellaneous.....19.4%</p> <p>Banks.....2.1%</p>	<p>Value of Property Stolen during Offense</p> <p>Total.....\$161,759.00</p> <p>Per Incident Average.....\$561.66</p>
	<p>Clearance Rate</p> <p>127 Offenses Cleared.....44.1%</p> <p>Arrests/Crime Ratio.....0.58</p>

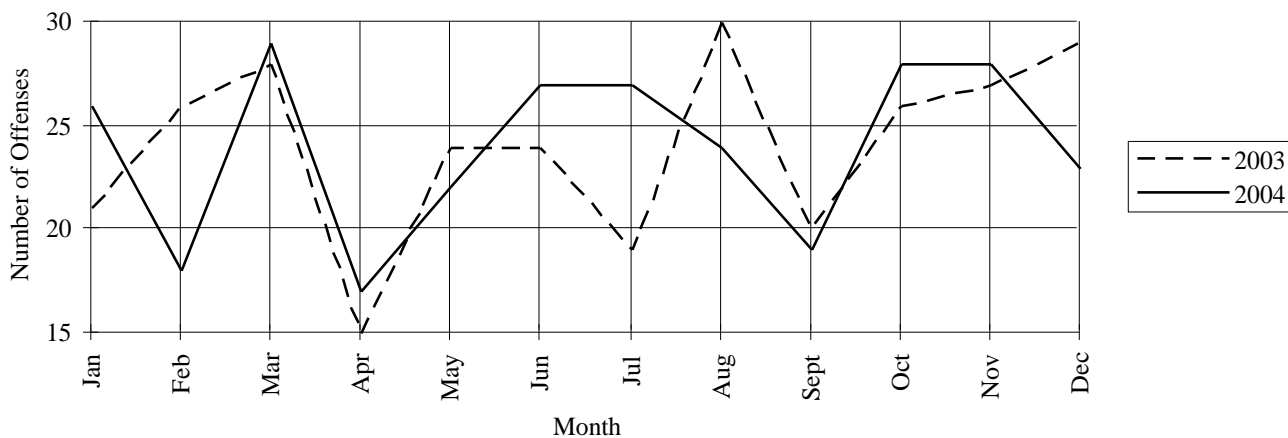
**Profile of Persons Arrested
168 Arrests**

Age	
17 and under.....	19.0%
18–24.....	38.1%
25–29.....	16.1%
30–34.....	12.5%
35–39.....	7.7%
40 and over.....	6.5%
Sex	
Male.....	88.7%
Female.....	11.3%

Robbery by Weapon Type, 2003–2004

	2003	2004	% change
Firearm	54	61	13.0%
Knife	45	46	2.2%
Other Weapon	33	23	-30.3%
Strong Arm	157	158	0.6%
Totals	289	288	-0.3%

Robberies — Comparative Data 2003–2004



Robbery by Classification, 2003–2004

Classification	Number of Offenses			Value Stolen		
	2003	2004	% change	2003	2004	% change
Highway	95	94	-1.1%	\$23,913.00	\$26,655.00	11.5%
Commercial House	49	31	-36.7%	\$21,757.00	\$26,214.00	20.5%
Gas/Service Station	9	4	-55.6%	\$1,805.00	\$1,479.00	-18.1%
Convenience Store	20	36	80.0%	\$10,669.00	\$28,391.00	166.1%
Residence	57	61	7.0%	\$20,837.00	\$31,561.00	51.5%
Bank/Lending Inst.	10	6	-40.0%	\$39,026.00	\$32,434.00	-16.9%
Miscellaneous	49	56	14.3%	\$81,719.00	\$15,025.00	-81.6%
Totals	289	288	-0.3%	\$199,726.00	\$161,759.00	-19.0%

<i>Robbery Type by County</i>									
County		Highway	Commercial House	Gas Station	Convenience Store	Residence	Bank	Misc.	Total
Androscoggin									
	2004	9	—	1	7	10	1	7	35
	2003	14	4	5	—	7	2	8	40
Aroostook									
	2004	—	1	1	2	6	—	3	13
	2003	—	—	—	—	6	—	2	8
Cumberland									
	2004	49	18	—	5	23	3	20	118
	2003	53	31	3	12	17	2	11	129
Franklin									
	2004	—	—	—	—	1	—	2	3
	2003	—	—	—	—	—	—	—	0
Hancock									
	2004	1	—	—	—	1	—	2	4
	2003	—	1	—	—	2	—	1	4
Kennebec									
	2004	6	3	—	4	2	1	7	23
	2003	3	2	—	1	3	2	—	11
Knox									
	2004	—	—	—	—	—	—	1	1
	2003	1	2	—	—	2	—	1	6
Lincoln									
	2004	—	—	—	1	—	—	1	2
	2003	—	3	—	1	—	—	—	4
Oxford									
	2004	—	1	—	—	1	—	1	3
	2003	1	1	1	1	—	—	—	4
Penobscot									
	2004	15	4	—	1	6	—	3	29
	2003	10	3	—	1	10	—	5	29
Piscataquis									
	2004	—	—	—	—	1	—	—	1
	2003	—	—	—	—	—	—	—	0
Sagadahoc									
	2004	—	1	—	1	—	—	1	3
	2003	—	2	—	—	—	1	1	4
Somerset									
	2004	—	—	—	4	3	—	—	7
	2003	1	—	—	1	1	1	2	6
Waldo									
	2004	—	—	—	1	2	—	—	3
	2003	—	—	—	—	1	—	—	1
Washington									
	2004	—	—	—	—	—	—	—	0
	2003	—	—	—	—	—	—	2	2
York									
	2004	14	3	2	10	5	1	8	43
	2003	12	—	—	3	8	2	16	41

AGGRAVATED ASSAULT



An aggravated assault is an attempt or offer, with unlawful force or violence, to do physical injury to another. This type of assault is usually accompanied by the use of a weapon or other means likely to produce death or serious bodily injury. Attempts are included since it is not necessary that an injury result when a gun, knife, or other weapon is used which could and probably would result in serious personal injury if the crime is successfully completed. Assaults with personal weapons (hands, fists, feet) are scored as aggravated if there is personal injury requiring more than simple first aid to treat.

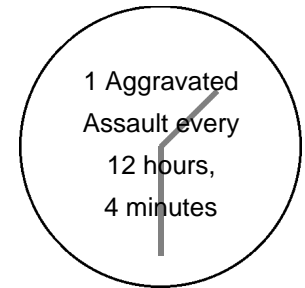
Aggravated Assault: "1. A person is guilty of aggravated assault if he ... causes: A. Serious bodily injury to another; or, B. Bodily injury to another with use of a dangerous weapon; or, C. Bodily injury to another under circumstances manifesting extreme indifference to the value of human life." M.R.S.A. Title 17-A, § 208

Assault while Hunting: "1. A person is guilty of assault while hunting if ... he, with criminal negligence, causes bodily injury to another with the use of a dangerous weapon." M.R.S.A. Title 17-A, § 208-A

Assault on an Officer: "1. A person is guilty of assault on an officer if: A. ... causes bodily injury to a law enforcement officer while the officer is in the performance of his official duties; or, B. While in custody in a penal institution or other facility pursuant to an arrest or ... court order, he commits an assault on a member of the staff of the institution ..." M.R.S.A. Title 17-A, § 752-A

Not included in this class are simple (non-aggravated) assaults. Simple assaults are non-index offenses, although a record is kept of these assaults on an "offenses known to police" form. During 2004 there were 10,327 simple assaults reported (-5.7% from 2003), with a clearance rate of 75.7%. These simple assaults are included in the report of domestic assaults, and assaults on law enforcement officers.

Crime Clock



Trend

Year	2000	2001	2002	2003	2004	2000-2004
Number reported	812	819	728	755	728	
% change from previous year	2.9%	0.9%	-11.1%	3.7%	-3.6%	% change -10.3%
Rate per 1,000	0.64	0.64	0.56	0.58	0.55	
% change from previous year	—	—	-12.5%	3.6%	-5.2%	% change -14.1%

Characteristics — 2004

Type of Weapon Used

Hands, Fists, Feet.....	46.6%
Other Dangerous Weapons	29.4%
Knife/Cutting Instrument.....	19.2%
Firearms.....	4.8%

Months of Highest Occurrence

May	12.1%
October	9.8%
June	9.2%

Clearance Rate

544 Offenses Cleared.....	74.7%
Arrests/Crime Ratio.....	0.80

Profile of Persons Arrested 580 Arrests

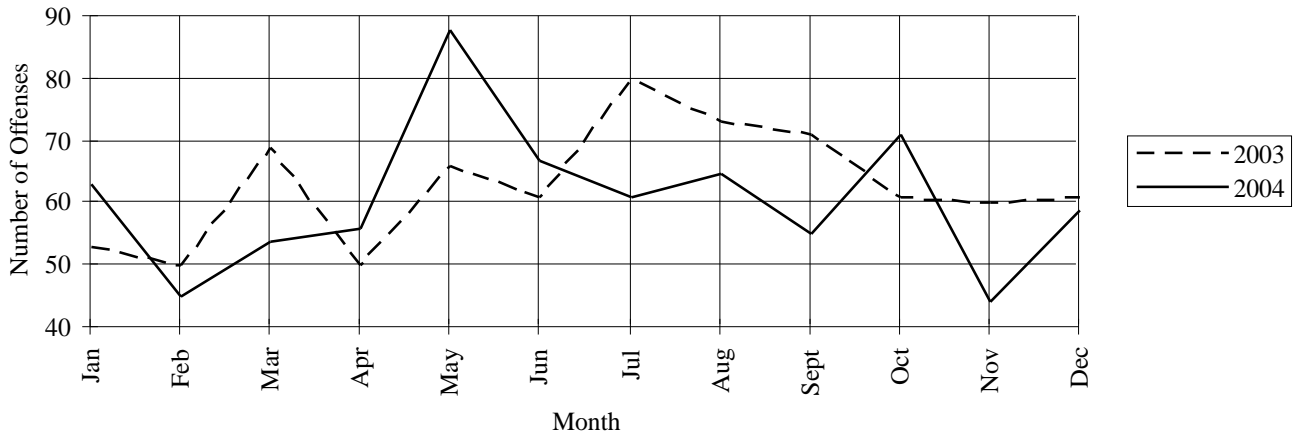
Age

17 and under.....	15.9%
18-24.....	29.8%
25-29.....	13.4%
30-34.....	11.4%
35-39.....	12.1%
40 and over.....	17.4%

Sex

Male.....	80.7%
Female.....	19.3%

Aggravated Assaults — Comparative Data 2003–2004



Aggravated Assault by Weapon Type, 2003–2004

	Firearm	Knife	Other Weapon	Strong Arm	Totals
2003	31	124	212	388	755
2004	35	140	214	339	728
% change	12.9%	12.9%	0.9%	-12.6%	-3.6%

DOMESTIC VIOLENCE

Due to problems of abuse and domestic violence between family or household members, the 109th Maine Legislature enacted a law entitled “An Act Concerning Abuse between Household and Family Members.” The law, Chapter 578 of the Public Laws of 1979, mandates the reporting of domestic violence data by law enforcement agencies and the collection of such data (Title 19, § 770 [1]) by the Uniform Crime Reporting Unit, State Bureau of Identification, Department of Public Safety.

During 2004:

- Of a grand total of 11,055 reported assaults, 5,188 or 46.9% were identified as occurring between household

or family members.

- Domestic assaults decreased 3.3% (176 offenses) from the 2003 figure of 5,364.
- Law enforcement agencies cleared 4,437 domestic assaults for a clearance rate of 85.5%.
- Of the 5,057 domestic assaults, 97.5% involved personal weapons (hands, fists, feet).



***Domestic Violence Assaults
Comparison Data 2003–2004***

Situations/Relationships	2003 Number of Offenses	2003 % of Total	2004 Number of Offenses	2004 % of Total
Male Assault on Female				
Firearm	11	.2	5	<.1
Knife, Cutting Instrument	17	.3	14	.3
Other Dangerous Weapon	26	.5	25	.5
Hands, Aggravated Injury	66	1.2	61	1.2
Hands, Not Aggravated	3,053	56.9	2,978	57.4
Total Male Assault on Female	3,173	59.2	3,083	59.4
Female Assault on Male				
Firearm	—	—	1	<.1
Knife, Cutting Instrument	16	.3	19	.4
Other Dangerous Weapon	19	.4	21	.4
Hands, Aggravated Injury	9	.2	15	.3
Hands, Not Aggravated	726	13.5	714	13.8
Total Female Assault on Male	770	14.4	770	14.8
Parent Assault on Child				
Firearm	1	<.1	—	—
Knife, Cutting Instrument	—	—	—	—
Other Dangerous Weapon	6	.1	3	<.1
Hands, Aggravated Injury	13	.2	5	<.1
Hands, Not Aggravated	398	7.4	386	7.4
Total Parent Assault on Child	418	7.8	394	7.6
Child Assault on Parent				
Firearm	1	<.1	1	<.1
Knife, Cutting Instrument	4	<.1	6	.1
Other Dangerous Weapon	6	.1	10	.2
Hands, Aggravated Injury	8	.1	9	.2
Hands, Not Aggravated	439	8.2	389	7.5
Total Child Assault on Parent	458	8.5	415	8.0
All Other Domestic Assaults				
Firearm	1	<.1	3	<.1
Knife, Cutting Instrument	5	<.1	2	<.1
Other Dangerous Weapon	13	.2	21	.4
Hands, Aggravated Injury	9	.2	14	.3
Hands, Not Aggravated	517	9.6	486	9.4
Total All Other Domestic Assaults	545	10.2	526	10.1
Grand Total All Domestic Assaults	5,364	100.0	5,188	100.0
Domestic Assaults/Type of Weapon				
Firearm	14	.3	10	.2
Knife, Cutting Instrument	42	.8	41	.8
Other Dangerous Weapon	70	1.3	80	1.5
Hands, Aggravated Injury	105	2.0	104	2.0
Hands, Not Aggravated	5,133	95.7	4,953	95.5
Total Domestic Assaults	5,364	100.0	5,188	100.0
Total All Domestic Assaults	5,364	45.8	5,188	46.9
Total All Reported Assaults	11,703	100.0	11,055	100.0

Breakdown of Reported Domestic Assaults by County, 2003–2004

County	2003 Number of Offenses	2003 Percent of Total	2004 Number of Offenses	2004 Percent of Total	Percent Change Offenses
Androscoggin	583	10.9%	593	11.4%	1.7%
Aroostook	302	5.6%	243	4.7%	-19.5%
Cumberland	1,084	20.2%	1,145	22.1%	5.6%
Franklin	176	3.3%	140	2.7%	-20.5%
Hancock	121	2.3%	116	2.2%	-4.1%
Kennebec	588	11.0%	575	11.1%	-2.2%
Knox	157	2.9%	107	2.1%	-31.8%
Lincoln	89	1.7%	95	1.8%	6.7%
Oxford	206	3.8%	198	3.8%	-3.9%
Penobscot	441	8.2%	409	7.9%	-7.3%
Piscataquis	42	0.8%	24	0.5%	-42.9%
Sagadahoc	109	2.0%	82	1.6%	-24.8%
Somerset	232	4.3%	233	4.5%	0.4%
Waldo	157	2.9%	143	2.8%	-8.9%
Washington	108	2.0%	116	2.2%	7.4%
York	969	18.1%	969	18.7%	0.0%
Totals	5,364	100.0%	5,188	100.0%	-3.3%